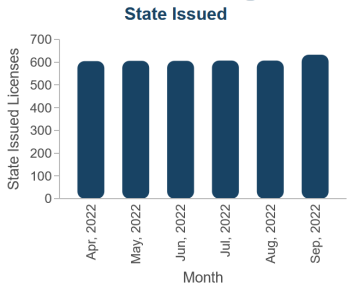



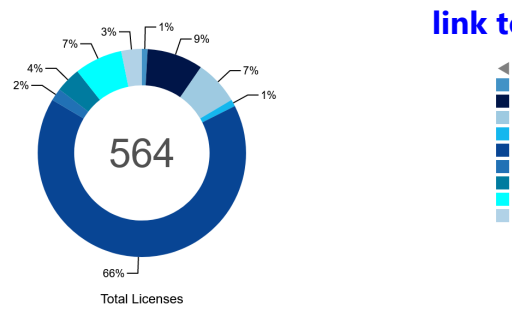
Total Licenses Under Monitoring



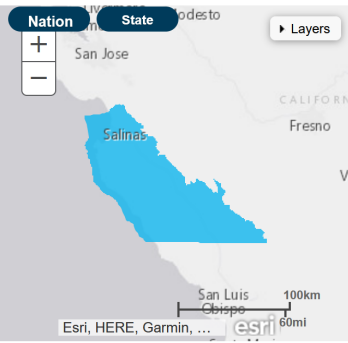
License by Type



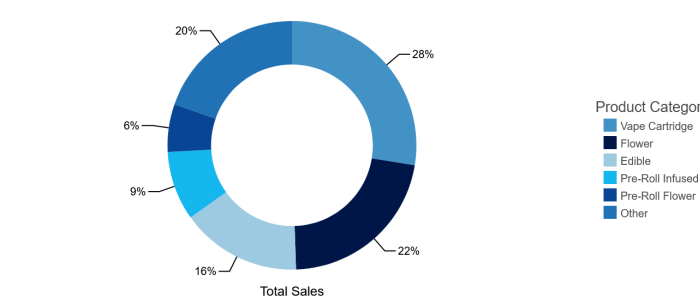
Total Cultivator Licenses



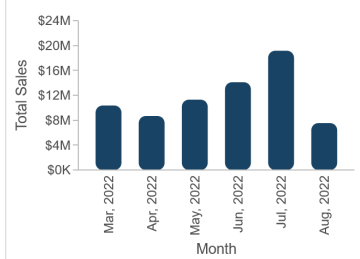
[Click here for link to report](#)



Top 5 Product Category Retail Sales (prior month)


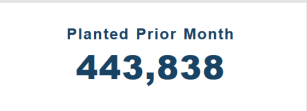


Total Reported Sales Analyzed

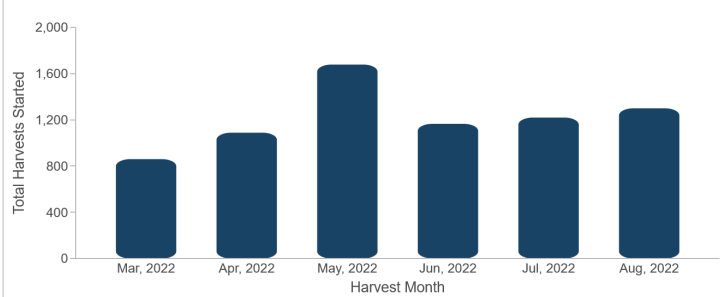


Plants

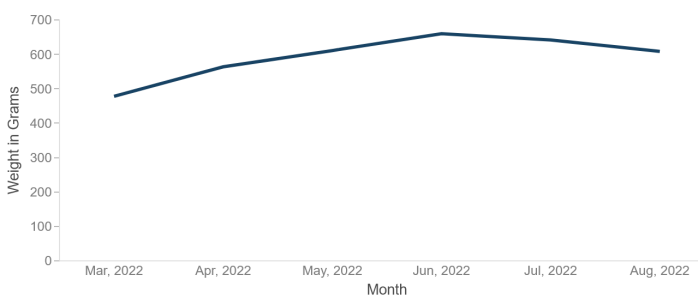
Note that nurseries are excluded from the below figures



Harvests



Monthly Average Wet Weight Per Plant



WET WEIGHT

is the first measurement recorded in a harvest before the plants are trimmed, dried, or cured.

DID YOU KNOW?

Harvests

Prior Month

Harvest Count Started Prior Month

1,299

Total Initial Wet Weight of Harvests

538,071
POUNDS



Transfers YTD

Total # of Manifests Created

17,479

Total Number of Packages

106,152

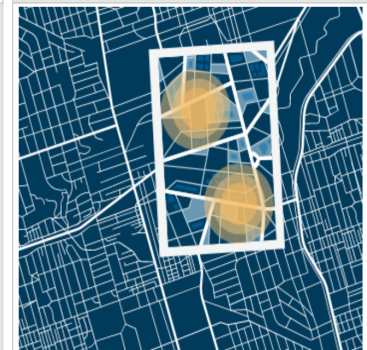
Transfers Prior Month

Total # of Manifests Created

2,137

Total Number of Packages

12,736



TRANSPARENCY PROJECT

TRANSPARENCY IS THE CORNERSTONE OF GOOD GOVERNMENT



The Data presented here is collected, maintained, and provided for the convenience of the public by the California Cannabis Authority (CCA). The Data is aggregated and does not disclose any confidential licensee information. While reasonable efforts are made in the collection, maintenance, and display of the Data, CCA does not certify its accuracy and makes no claims, promises, or guarantees, regarding the accuracy, completeness, or adequacy of the Data. CCA reserves the right to discontinue providing any or all of the Data at any time with or without notice.