



County of Monterey

RECOMMENDED

BUDGET

Fiscal Year Ending June 30th

2025

County of Monterey
RECOMMENDED BUDGET
Fiscal Year Ending June 30th 2025

Table of Contents

Distinguished Budget Presentation Award	6	Office of Community Engagement & Strategic Advocacy	213
Executive Summary	25	Economic Development Administration	214
Appropriation Limits	55	Cannabis	215
Recommendations	57	Sustainability	216
Fund Structure	59	Communications	217
Three Year Forecast	61	Homelessness Strategies and Initiatives	218
Strategic Initiatives	105	Emergency Operations Center	219
General Financial Policies	109	Workforce Development Board	220
Schedules	127	Laguna Seca Recreational Area	222
Schedule 1	128	CAO Non-Departmental	223
Schedule 2	129	Contributions - Proposition 172	226
Schedule 3	130	Contributions-Other Agencies	227
Schedule 4	131	Trial Courts	228
Schedule 5	132	Contingencies	229
Schedule 6	133	County Memberships	230
Schedule 7	142	Medical Care Services	231
Schedule 7	143	Other Financing Uses	232
Schedule 8	144	Other General Expenditures	233
Schedule 12	147	Non-Program Revenue	234
Countywide Position Summary	157	Auxiliary Services	235
Board of Supervisors	181	Enterprise Resource Planning	236
Emergency Management	185	Development Set-Aside	237
Emergency Management	191	Revolving Loan Program	238
Emergency Operations Center	192	Building Improvement and Replacement	239
DEM Grants	193	Equipment Replacement	240
County Administrative Office	195	Pension Liability Fund	241
CAO Departmental	204	Human Resources	243
Administration & Finance	207	Human Resources Departmental	249
Budget & Analysis	209	Employee & Labor Relations	251
Contracts/Purchasing	210	Employment Services	252
Intergovernmental & Legislative Affairs	211	Employee Benefits	253
Office of Emergency Services	212	Human Resources Administration	254
		HR Information System	255
		Human Resources Non-Departmental	256
		Dental	258
		Vision	259
		Employee Assistance Program	260
		Disability	261
		Unemployment	262
		Misc Benefits	263
		Other Post-Employment Benefits	264

Civil Rights Office	265	Emergency Communications	344
Auditor-Controller	271	Information Technology	347
Auditor-Controller Departmental.	277	ITD Administration	354
Auditor Controller	279	Applications	355
Disbursements	280	Service Delivery.	357
Systems Management	282	Infrastructure	358
General Accounting	283	Security	360
Internal Audit	284	Information Technology.	361
Auditor-Controller Non-Departmental.	285	IT Capital Projects	362
PIC Debt Service	287	District Attorney	363
Annual Audits	288	Civil	369
Treasurer-Tax Collector	289	Criminal	371
Property Tax	294	Criminal	373
Revenue	296	King City	374
Treasury	298	Child Support Services	375
Assessor-County Clerk-Recorder	299	Public Defender	381
Assessor	304	Alternate Defender's Office	386
Clerk/Recorder	306	Public Defender	387
Clerk/Recorder	308	Public Defender	389
County Counsel	309	Sheriff-Coroner	391
County Counsel Departmental.	314	Civil	400
Legal Division	316	Professional Standards	401
Risk Management Division	317	Records and Warrants	402
County Counsel Non-Departmental.	318	Custody Administration	403
Grand Jury	320	Court Services	404
General Liability	321	Court Services	405
Workers Compensation	322	Jail Operations and Administration	406
Enterprise Risk	323	Jail Operations and Administration	408
Clerk of the Board	325	Inmate Programs	409
Assessment Appeals Board	329	Enforcement Operations and Administration.	410
Clerk of the Board	330	Enforcement Operations and Administration.	412
Elections	331	Coroner & Investigation.	413
Emergency Communications	337		
Emergency Communication.	342		
NGEN Operations & Maintenance	343		

Coroner & Investigation.....	415	Facilities Maintenance	490
Narcotics	416	Utilities.....	492
Community Services and Special Enforcement. .	417	Litter Control	493
Administration and Indirect Costs	419	Special Districts Administration	494
Inmate Medical Program	421	Park Operations	495
Probation	423	Stormwater Floodplain Management.....	497
Alternative Programs	430	Roads & Bridges	498
Alternative Programs	431	Road & Bridge Maintenance	500
Juvenile Hall	432	Fish & Game Propagation	501
Youth Center	434	East Garrison Public Financing Authority . .	502
Youth Center	436	East Garrison Community Service District . .	503
Adult Probation	437	Capital Projects	504
Adult Probation	439	Capital Projects	505
Juvenile Probation	440	Nacimiento Lake & Resort Operations	506
Juvenile Probation	442	Community Service Areas	507
Probation Administration.....	443	Community Service Districts.....	508
Agricultural Commissioner	445	Administration	509
Agriculture.....	451	Records Retention	510
Weights & Measures	453	Courier	511
Housing and Community Development	455	Mail	512
Administration	462	Fleet Administration.....	513
Community Development	464	Rifle Range	514
Inclusionary Housing.....	466	Laguna Seca.....	515
Community Development Reuse.....	467	Vehicle Replacement	517
Community Development Grant	468	Health	519
Castroville/Pajaro Housing Set-Aside	469	CS Administration	531
East Garrison Developer Reimbursements ..	470	FQHC Clinics.....	533
Habitat Management	471	Clinic Services Administration	535
Fort Ord Housing Set-Aside	472	Alisal Health Center.....	536
East Garrison Housing Set-Aside	473	Clinic Services NIDO clinic	537
Public Works, Facilities, and Parks	475	Laurel Family Practice.....	538
County Disposal Sites	489	Laurel Internal Medicine	539
		Laurel Pediatrics	540
		Marina Health Center.....	541

Seaside Family Health Center	542	General Assistance	588
Ambulance Service	543	IHSS Wages/Benefits	589
EMS Operating	544	Out of Home Care	590
Uncompensated Care	545	Community Action Partnership	592
Consumer Health Protection Services	546	Community Programs	593
Recycling and Resource Recovery Services	547	IHSS Public Authority	594
Land Use	548	Military & Veterans Services	595
Hazardous Materials & Solid Waste Management 549		Social Services	597
Housing Services	551	Area Agency on Aging	599
Environmental Health Fiscal and Administration 552		Social Services Realignment	600
Public Guardian/Administrator/Conservator	553	Protective Services	601
Children's Medical Services	555	Library	603
Community Health Regional Teams	557	Cooperative Extension Service	609
Public Health	558	Cooperative Extension	613
Drinking Water Protection	560	Cooperative Ext -Reimbursed Projects	614
Behavioral Health	561	Natividad Medical Center	615
Behavioral Health	562	Natividad Medical Center	625
Whole Person Care	564	Natividad Medical Center	629
Behavioral Health	565	Contributions/Obligations, Liabilities and Other 631	
Health Realignment	566	Capital Budget Summary	649
Health Dept. Administration	567	Debt Management Policy	657
Office of Equity	569	Annual Work Program for Road Fund	661
Animal Services	571	Budget Development Process	665
Bienestar Salinas	573	Budget Reporting and Development Schedule . . 667	
Marina Integrative Clinic	574	Glossary of Terms	671
Laurel Vista	575	Glossary of Acronyms	675
Clinic Services Quality Improvement	576	Glossary of Funds	679
Customer Service Center	577		
Social Services	579		
CalWORKS/TANF	587		



RECOMMENDED BUDGET
COUNTY OF MONTEREY
INCLUDING
SPECIAL DISTRICTS GOVERNED
BY THE
BOARD OF SUPERVISORS
FISCAL YEAR ENDING
JUNE 30, 2025

LUIS A. ALEJO
GLENN CHURCH (CHAIR)
CHRIS LOPEZ (VICE CHAIR)
WENDY R. ASKEW
MARY L. ADAMS

SONIA M. DE LA ROSA
COUNTY ADMINISTRATIVE OFFICER

1ST DISTRICT
2ND DISTRICT
3RD DISTRICT
4TH DISTRICT
5TH DISTRICT

Distinguished Budget Presentation Award



GOVERNMENT FINANCE OFFICERS ASSOCIATION

Distinguished Budget Presentation Award

PRESENTED TO

**County of Monterey
California**

For the Fiscal Year Beginning

July 01, 2023

Christopher P. Morill

Executive Director

County of Monterey Board of Supervisors

Mission Statement

The Mission of Monterey County is to Excel at providing Quality Services for the benefit of all Monterey County residents while developing, maintaining, and enhancing the resources of the region.



Luis A. Alejo - District 1

168 W Alisal St, 2nd Floor
Salinas, CA 93901
(831) 755-5011

District1@countyofmonterey.gov

Glenn Church - District 2

11140 Speegle St
Castroville, CA 95012
(831) 755-5022

District2@countyofmonterey.gov



Chris Lopez - District 3

599 El Camino Real
Greenfield, CA 93927
(831) 755-5033

District3@countyofmonterey.gov

Wendy Root Askew - District 4

2616 First Ave
Marina, CA 93933
(831) 755-5044

District4@countyofmonterey.gov



Mary L. Adams - District 5

1200 Aguajito Rd, Suite 1
Monterey, CA 93940
(831) 755-5055

District5@countyofmonterey.gov

ABOUT THE COVER



This year's Recommended Budget Book features images from the 3rd Supervisorial District of Monterey County.

1. **Sunset from Fort Romie** - A painting of a sunset west of Soledad, off of Fort Romie Road. Painted in the heart of the Salinas Valley, depicting its beautiful mountain ranges and farmland. Created with oil paint on canvas. Painting by: Javier Lopez

2. **Greenfield** - In the heart of the Salinas Valley, framed by the Gabilan Mountains to the east and the Santa Lucias to the west. This sunset photo demonstrates the beauty of South County, home to some of the most productive agricultural lands in the nation. Our products nourish the globe and so Steinbeck referred to it as the Valley of the World, but its wild beauty remains a treasure valued most by those who call it home. Photo credit: Supervisor Chris Lopez

3. **Santa Lucia Highlands, Soledad** - The Santa Lucias are a rugged mountain range in coastal central California, running from Carmel southeast for 140 miles to San Luis Obispo County. The range forms the steepest coastal slope in the contiguous United States. The Pinot Noir and Chardonnay grapes grown in this western Monterey County region find refuge in the coastal climate, the sun and winds, and are home to multi-generation farmers and revered winemakers. Photo credit: Jo Ann Moline

4. **Chualar** - Known as the "Salad Bowl of the World", the Salinas Valley grows over 70 percent of the nation's lettuce crops along with plenty of other types of produce. The climate and long growing season are ideal, and agriculture dominates the economy of the valley. An estimated 50,000 farm workers live and work in Monterey County for all or part of the year. These farms and agricultural workers play an extremely important role in feeding our nation. Photo credit: Jo Ann Moline

5. **Pinnacles National Monument, Soledad** - Rising out of the chaparral-covered Gabilan Mountains are the spectacular remains of part of an ancient volcanic field. Rock spires, massive monoliths, sheer-walled canyons and boulder-covered caves define millions of years of erosion, faulting and tectonic plate movement. The 26,000+ acre park is a treasure cove of beauty and nature with 32 miles of hiking trails. Proclaimed a national monument in 1908 and becoming a national park in 2013, springtime finds the park bursting into bloom with over 100 species of wildflowers. Photo credit: Jo Ann Moline

Fiscal Year 2024-25 Recommended Budget

Submitted by
Sonia M. De La Rosa, County Administrative Officer



Prepared by
County Administrative Office
Budget and Analysis Division

Ezequiel Vega, Assistant County Administrative Officer

**Raquel Escorcía
Administrative Analyst**

Agricultural Commissioner
Child Support Services
Civil Rights Office
Cooperative Extension
Elections
Library
System and Training Lead
Discretionary Revenue Projections
Pension Trust Fund Management
American Rescue Plan Act

**Ezequiel Vega
Assistant CAO**

Countywide Budget & Fiscal Oversight
County Policy Review and Analysis
Staff to Budget Committee
Staff to Capital Improvement Committee
Labor Fiscal Analysis
Human Resources
Benefits and ERP ISF
Capital Asset ISF Management
Natividad Medical Center
Budget Book Production
Debt Management
Debt Service & TEFRA Hearings

**Veronica Fernandez
Administrative Analyst**

Assessor/Clerk-Recorder
Auditor-Controller
Board of Supervisors
Clerk of the Board
County Administrative Office
County Counsel/Risk Management
Health Department
Treasurer-Tax Collector
Fund Balance Reconciliation
Cancellation of Fund Assignments

Tricia Hasan

Administrative Analyst
Housing and Community Development
Information Technology
Military & Veterans Affairs Office
Social Services
Workforce Development Board

Bella Lesik

Administrative Analyst
District Attorney
Emergency Communications
Emergency Management
Probation
Public Defender
Sheriff-Coroner
Prop 172 Forecast
General Financial Policies

Trent Hill

Administrative Analyst
Public Works, Facilities and Parks
Water Resources Agency

Rocio Quezada

Executive Support Staff:
Budget Committee
Capital Improvement Committee
Public Improvement Corporation
Budget Workshops Coordinator
Budget Hearings Coordinator

Budget Committee:

Chair, Supervisor Chris Lopez
Vice-Chair, Supervisor Glenn Church

Cover Design by:

Supervisorial District 3
Layout Design by: Bella Lesik

Special Thanks to:

County Department Heads
Department Finance Managers/Staff

About the County of Monterey



County of Monterey Quick Facts	
Square Miles	3,771
Coastline Miles	99
Number of cities	12
Number of road miles maintained	1,261.69
Number of bridges maintained	175
Number of County library branches	17
Number of hospitals	4
Number of County Parks	9
Number of State Parks/Beaches	18

Sources: County of Monterey, Economic Development Department, Public Works, Facilities & Parks, Library, and seemonterey.com

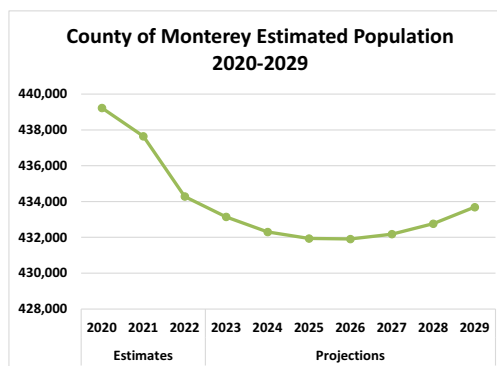
The County of Monterey is located on the breathtaking Pacific Coast of California, south of San Francisco and north of Los Angeles. The County is comprised of 3,771 square miles and includes 12 incorporated cities and 16 unincorporated areas. The City of Salinas is the largest municipality and serves as the County's seat.

Established in 1850, the County of Monterey was one of the original counties of California at the time of statehood. The County derived its name from the Monterey Bay, which was named by Sebastian Vizcaino in 1602, in honor of Gaspar de Zuniga y Acevedo, Conde de Monterrey, the Viceroy of New Spain. The word itself is composed of the Spanish words "monte" and "rey", which literally translates to "king of the mountain."

The County of Monterey is known to the world for its majestic coastlines including Big Sur, California State Route 1, and 17-Mile Drive on the Monterey Peninsula, as well as the agriculturally rich Salinas Valley, also known as the "Salad Bowl of the World." The County is also home to Pinnacles National Park near the City of Soledad, the Monterey Bay Aquarium in the City of Monterey, and the site of a Monarch butterfly preserve in the City of Pacific Grove.

Population

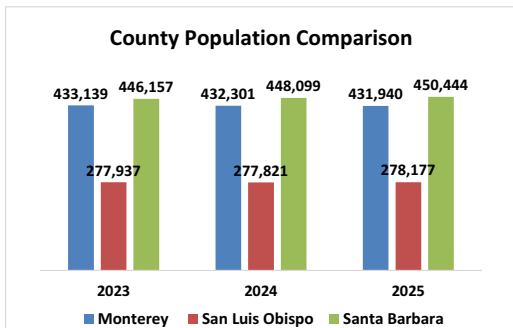
The County of Monterey is one of 58 counties in the State of California and part of the Salinas, CA, Metropolitan Statistical Area. As of March 2024, the California Department of Finance projects the County's population at 432,301. This is a 2% decrease from the population projected for 2023.



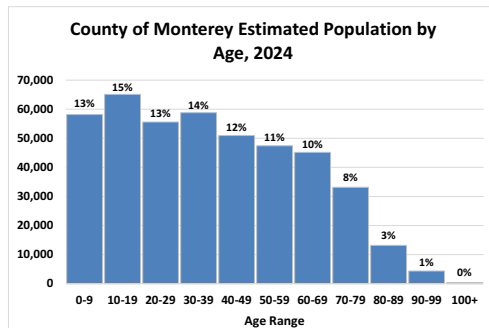
Source: State of California, Department of Finance, Report P-2A: State & County Population, March 2024

In 2025 and 2026, the County's population is projected to continue to decrease slightly each year before increasing again in 2027 to match 2024 levels.

Future population change projections for the County are not in line with the projections for the comparably sized neighboring counties of San Luis Obispo and Santa Barbara. From 2024 to 2025, Monterey is projected to see a 0.08% decrease in population while San Luis Obispo and Santa Barbara are projected to see increases in population of 0.13% and 0.52%, respectively, over the same time.

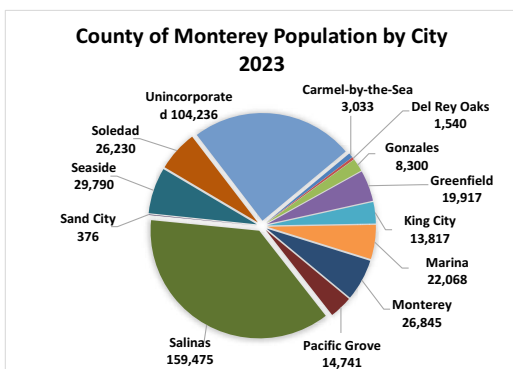


Source: State of California, Department of Finance, Report P-2A: State & County Population, March 2024



Source: State of California, Department of Finance, Report P-2B: County Population by Age, March 2024

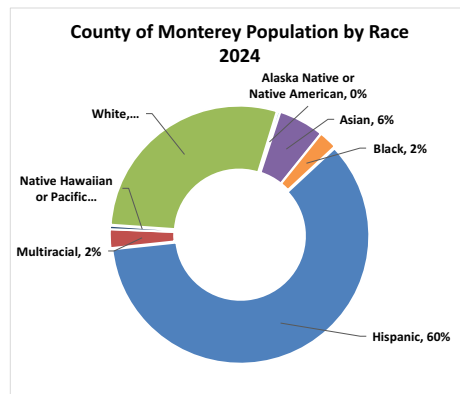
Salinas is the largest city in the County of Monterey with approximately 159,475 residents as reported by the California Department of Finance in May 2023. The cities of Marina, Soledad, Monterey, and Seaside form the second largest group in population, ranging from 22,086 to 29,790 residents each. The smallest cities include Sand City, Del Rey Oaks, Carmel-by-the-Sea, and Gonzales with populations ranging from 376 to 8,300. The population for the unincorporated areas of the County is 104,236. The majority of cities in the County experienced slight population decreases from 2022 to 2023.



Source: State of California, Department of Finance E-1 Report, May 2023

The County of Monterey’s residents under the age of 30 represent 41.4% of the total population in 2024. The next largest age group consists of adults between the ages of 30-59 comprising 36.4% of the population. Older adults ages 60 to 100+ make up the County’s smallest age group at 22.3%. The median age for the County’s population is 35 years.

In 2024, the projected population by race in the County of Monterey is 60% Hispanic, 29% White, 6% Asian, 2% Black, 2% Multiracial, 0.4% Native Hawaiian or Pacific Islander, and 0.3% Native American or Alaskan Native.



Source: State of California, Department of Finance P-2D Population Projections Report, March 2024

Income

Per capita income in the County of Monterey is lower in comparison to the statewide average and that of nearby counties. In 2022 dollars, the County has a per capita personal income of \$37,741, which is lower than the per capita income for California as a whole and neighboring counties of San Luis Obispo, Santa Clara, and Santa Barbara.

The Median Household Income in the County is \$91,043 in 2022 dollars. This is approximately 1% below the statewide average and the second lowest compared to neighboring counties. San Luis Obispo County falls just under Monterey.

The County of Monterey’s poverty level of 12.1% is lower than the statewide average of 12.2%. Of the neighboring counties, only the County of Santa Barbara has a poverty level higher than the State.

Per Capita Income and Median household Income Selected Counties and California			
County	Per Capita Income	Median Household Income	Persons in Poverty
Monterey	\$37,741	\$91,043	12.1%
San Luis Obispo	\$47,390	\$90,158	11.9%
Santa Barbara	\$44,635	\$92,332	14.1%
Santa Clara	\$73,017	\$153,792	7.5%
State of California	\$45,591	\$91,905	12.2%

Source: U.S. Census Bureau, QuickFacts 2024, using 2022 dollars

Employment and Industry

The County of Monterey’s economy is primarily based on tourism in the coastal regions and agriculture in the Salinas Valley. The education and research institution sector and non-profit sector also contribute greatly to the economy.

Employers in the County support several industries including agriculture production and shipping, education, health, tourism, and government services.

Major Employers in the County of Monterey	
Employer Name	Industry
Al Pak Labor	Labor Contractors
Azcona Harvesting	Harvesting-Contract
Bud of California	Fruits & Vegetables-Growers & Shippers
County-Monterey Behavioral	Health Services
Filipino American Cmnty Club	Church Organizations
Fort Hunter Liggett Military	Military Bases
Growers Co.	Fruits & Vegetables & Produce-Retail
Hilltown Packing Co. Inc.	Harvesting-Contract
Mann Packing Co. Inc.	Fruits & Vegetables-Growers & Shippers
Mee Memorial Healthcare System	Hospitals
Middlebury Institute-Intl. Stds.	Schools-Universities & Colleges Academic
Misionero Vegetables	Fruits & Vegetables-Growers & Shippers
Monterey Bay Aquarium Rstrnt	Zoos
Monterey County Public Works	Government Offices-County
Monterey County Social Svc Dpt	Government Offices-County
Monterey Mushrooms	Mushrooms
Monterey Peninsula College	Junior-Community College-Tech Institutes
Natividad Medical Center	Hospitals
Pebble Beach Co.	Resorts
Premium Packing Inc.	Labor Contractors
Quality Farm Labor	Labor Contractors
R C Packing	Packing & Crating Service
Salinas Valley Memorial Healthcare	Health Care Management
US Defense Dept.	Government Offices-Federal

Source: America’s Labor Market Information System Employer Database, 2024, 1st Edition.
Note: Not ranked in order of employment size.

Labor Force and Unemployment

County of Monterey Labor Force 2023 Annual Averages	
Labor Force	217,700
Employment	202,400
Unemployment	15,300
Unemployment Rate	7.0%

Source: California Employment Development Department, Labor Market Information Division, Labor Force Data, 2023 Annual Average, Revised March 2024

The County of Monterey’s unemployment rate in 2023 was 7%, higher than the 4.8% unemployment rate experienced statewide. According to the U.S. Bureau of Labor Statistics, the national jobless rate for 2023 was 3.6%, and California had the third-highest unemployment rate of all the states.

Occupational Share of Employment for County of Monterey		
Occupation	May 2022 Occupational Share	1 Qtr. 2023 Hourly Wage
Farming, Fishing, and Forestry	18.0%	\$18.46
Food Preparation and Serving-Related	9.6%	\$18.89
Office and Administrative Support	8.8%	\$25.05
Transportation and Material Moving	8.3%	\$21.36
Education, Training, and Library	7.0%	\$41.56
Sales and Related	6.9%	\$24.10
Healthcare Support	5.2%	\$18.67
Healthcare Practitioners and Technical	4.6%	\$60.89
Management	4.5%	\$59.86
Production	3.8%	\$21.96
Business and Financial Operations	3.5%	\$41.95
Building, Grounds, and Maintenance	3.4%	\$20.68
Protective Service	3.1%	\$37.81
Construction and Extraction	3.0%	\$32.67
Installation, Maintenance, and Repair	2.9%	\$29.63
Personal Care and Service	1.7%	\$20.93
Community and Social Services	1.6%	\$32.97
Arts, Design, Entertainment, Sports, and Computer and Mathematical	1.2%	\$33.00
Life, Physical, and Social Science	0.8%	\$45.04
Architecture and Engineering	0.5%	\$52.74
Legal	0.4%	\$57.15

Source: California Employment Development Department, Labor Market Information Division, Occupational Employment and Wage Statistics, 1st Quarter 2023

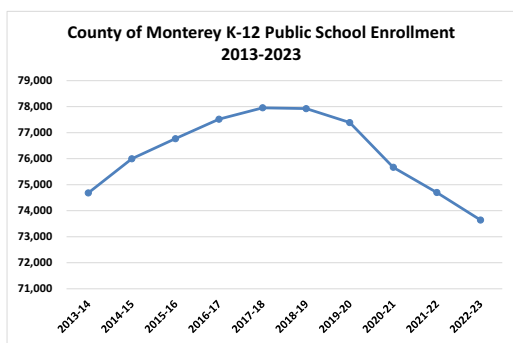
According to the State of California Employment Development Department’s Labor Market Division, the County’s local economic strength lies in occupations that generally pay lower wages, explaining why the per capita income levels are relatively low compared to nearby counties.

In the County, 18% of the labor force consists of occupations in Farming, Fishing, and Forestry, which had a mean hourly wage of \$18.46 in the first quarter of 2023. Food Preparation and Serving-Related occupations are the second largest category,

accounting for 9.6% of the workforce with a mean wage of \$18.89 per hour. The third largest category is Office and Administrative Support occupations at 8.8% of the labor force with a mean wage of \$25.05 per hour. The top three occupational categories, out of 22 total categories, represent 36.4% of all employment. The County of Monterey continues its efforts to attract more highly skilled jobs to the local economy by encouraging its residents to seek higher educational opportunities that will in turn create a more highly skilled labor force.

Education

The education system in the County of Monterey, tasked with developing a skilled labor force, primarily consists of a public school system headed by the Monterey County Office of Education (MCOE). MCOE was established more than 150 years ago by California’s Constitution and supports 24 school districts, two community colleges, and a state university.

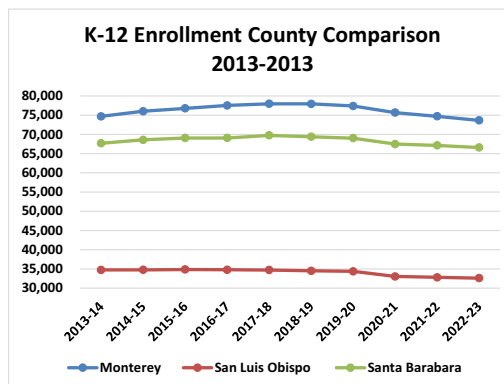


Source: California Department of Education, DataQuest, Enrollment Summary

The County’s student enrollment in K-12 Public Schools in the 2022-23 school year was 73,643. Through the majority of the 2010s, K-12 enrollment grew steadily year over year. Beginning in the 2019-20 school year, however, enrollment has dramatically declined, due in part to the COVID-19 pandemic. Since then, enrollment has decreased by more than 1% each year. In 2022-23, K-12 student enrollment dropped 1.4% from the prior school year.


The decline in K-12 enrollment since the COVID-19 pandemic is also occurring in the comparably sized neighboring counties of San Luis Obispo and Santa

Barbara as well as across the state of California generally.



Source: California Department of Education, DataQuest, Enrollment Summary

California schools saw an increase in revenues due to the passage of certain legislation including Proposition 30 and Proposition 55 which is alleviating the financial challenges of years past. The State’s implementation of a local control funding formula provides school district boards the flexibility on the use of funds. This funding formula increases the local responsibility for student achievement.



Source: California Assessment of Student Performance and Progress, Test Results at a Glance
 1 California Assessment of Student Performance and Progress
 2 Rates are as a percentage of students who Met or Exceeded Standard

Historically, educational attainment in the County of Monterey, along with other measures of educational performance, has lagged California and other Central Coast counties. The COVID-19 pandemic further impacted student academic achievement across the nation. In recent years, the percentage of students in the County achieving levels of proficiency in English Language Arts/Literacy (ELA) and Mathematics was

increasing until the 2021-22 school year when rates dropped below pre-pandemic levels. Statewide, the percentage of students meeting or exceeding standards for ELA and math declined from 2018-19 levels. In the 2022-23 school year, 35% of students tested in the County met or exceeded the standard for ELA, and 22% of students met or exceeded the standard for math.

High School Graduation Rates 2020 to 2023				
County	2020	2021	2022	2023
Monterey	84.3%	85.0%	88.5%	85.7%
San Luis Obispo	90.3%	89.5%	93.2%	90.8%
Santa Barbara	86.3%	89.5%	92.7%	91.8%
California	84.2%	83.6%	87.0%	86.2%

Source: California Department of Education, DataQuest, Four-Year Adjusted Cohort Graduation Rate

Although the County of Monterey has had lower graduation rates compared to neighboring counties, it has shown improvement over time and continues to align with the statewide graduation rates. From 2019 to 2022, the high school graduation rate steadily increased from 83.5% to 88.5% before dipping again in 2023 to 85.7%. The County’s graduation rate generally stays slightly above the State rate, but in 2023, it dropped below the State rate of 86.2% for the first time since 2019.

The County of Monterey continues to make strides towards preparing its students for higher education. In the 2020-21 school year, the college-going rate was 62.3%, comparable to the State’s rate of 62.2% according to the California Department of Education. In the County, the number of high school graduates enrolled in college decreased from the prior year by 3.4% while the State’s rate decreased by 1.3%. Preparing students for higher education will allow them to take advantage of the vast educational opportunities available in the area.

Higher Education and Research Institutions

The County of Monterey is home to a range of institutions of higher learning: public and private, large and small, general and highly focused – particularly related to marine research. The higher education and research institutions located within the County contribute to the local economy through

research and grant funding and employment of more than 15,000 faculty, staff, and researchers.

Institutions include:

- California Department of Fish & Wildlife (CDFW) Marine Region
- California State University, Monterey Bay
- Central Coast College
- Defense Language Institute Foreign Language Center
- Defense Manpower Data Center
- Elkhorn Slough National Estuarine Research Reserve
- Fleet Numerical Meteorology & Oceanography Center, US Navy
- Hartnell College
- Hopkins Marine Station
- Middlebury Institute of International Studies
- Monterey Bay Aquarium
- Monterey Bay Aquarium Research Institute (MBARI)
- Monterey College of Law
- Monterey Bay National Marine Sanctuary
- Monterey Peninsula College
- Moss Landing Marine Laboratories
- Pacific Marine Environmental Laboratory (National Oceanic & Atmospheric Administration (NOAA))
- Panetta Institute for Public Policy
- National Weather Service (NOAA)
- Naval Postgraduate School
- U.S. Geological Survey (USGS), Pacific Science Center
- U.S. Naval Research Laboratory – Marine Meteorology Division
- University of California, Santa Cruz (UCSC)

Social Services

The need for government assistance has continued to grow in the County of Monterey, even while nearby regions have shown signs of decreased need. This trend has persisted for the past decade. The County, via its Department of Social Services, provides temporary public assistance benefits and services to assist eligible residents in meeting their basic needs.

One of the programs available to assist families is CalWORKs (California Work Opportunities and Responsibility for Kids) which is designed to assist families toward a path of work and self-sufficiency. It provides financial assistance to economically disadvantaged families. The County of Monterey has the highest yearly enrollment when compared to similarly sized neighboring counties.

CalWORKs FY 2022-23				
Annual Applications				
County	Processed	Approved	Denied	Pending / Other
Monterey	9,749	1,970	3,234	4,545
San Luis Obispo	2,337	453*	623	1,161*
Santa Barbara	7,908	1,229	2,034	4,645

Source: California Department of Social Services, CalWORKs Annual Summary August 2023 Data Tables

Cells that could identify an individual with a value of less than 11 have been replaced with a () to comply with the CDSS Data De-identification Guidelines. Because these data are aggregates of monthly amounts, when some of the months are represented with a (*) as per guidelines, the annual amounts do not fully represent the true aggregates.

Another program the County administers is CalFresh, which supplements the food budget of low-income households to meet their nutritional needs. The amount of assistance is based on household size, family income, and resources. The available data shows that the County of Monterey has the second highest average number of participating households compared to the counties of San Luis Obispo and Santa Barbara.

CalFresh FY 2022-23	
County	Average Household Participation
Monterey	25,117
San Luis Obispo	15,084
Santa Barbara	313,484

Source: California Department of Social Services, CalFresh Program Participation and Benefit Issuance Report Data Tables

The following table contains information regarding aspects of overall health and wellbeing of the County’s residents as compared to California overall.

County of Monterey Snapshot, 2023		
	Monterey	California
Health Factors		
Uninsured adults	14%	10%
Uninsured children	6%	3%
Life expectancy (years)	82.5	81.0
Social & Economic Factors		
Voter turnout	69.2%	67.9%
Highschool completion ¹	73%	84%
Gender pay gap ²	0.90	0.86
Children in poverty	16%	16%
Food insecurity	10%	9%
Homicides (per 100,000 population)	8	5
Physical Environment Factors		
Homeownership	52%	55%
Broadband access	91%	90%
Air pollution-particulate matter ³	5.5	7.1

Source: County Health Ranking & Roadmaps, University of Wisconsin Population Health Institute

¹ Percentage of adults aged 25 or older with a high school diploma or equivalent.

² Ratio of women’s median earnings to men’s median earnings for all full-time, year-round workers, presented as “cents on the dollar.”

³ Average daily density of fine particulate matter in micrograms per cubic meter (PM2.5).

Agriculture



The County of Monterey is one of the nation’s top agricultural producers, so much so that the Salinas Valley has been dubbed the “Salad Bowl of the World.” Agriculture is the County’s largest sector in terms of economic output and employment, and it represents a vital link to both the County’s cultural past and competitive future. Agriculture touches nearly every facet of life in the County. From lettuce in the Salinas Valley, artichokes in Castroville, berries in North County, or vineyards in Carmel Valley, agriculture shapes the lives of the County’s residents. Most agricultural companies based in the County of Monterey are family owned and operated. Unlike most agriculture across the United States that is machine harvested, the crops grown in the County are dependent upon a highly skilled labor force to produce the fresh fruits and vegetables that feed the nation and keep us healthy.

The 2022 Crop and Livestock Report produced by the County of Monterey’s Office of the Agricultural Commissioner describes a gross production value of over \$4.6 billion in crop farming and livestock, which is an increase of 13.1% from the production value in 2021. Of the six production areas listed in the report, four areas increased in production value, with seed crops and apiary carrying the largest percentage increase at 44.4%. The report also highlights the diversification of growing many different crops and the beneficial impact this lends to the agricultural industry in the County.

Gross Production Value			
Categories	2021 Value	2022 Value	Change in Value
Vegetable Crops	\$ 2,568,381,000	\$ 3,129,167,000	21.8%
Fruit & Nuts	\$ 1,285,767,000	\$ 1,234,722,000	-4.0%
Nursery Crops	\$ 99,778,000	\$ 124,314,000	24.6%
Livestock & Poultry	\$ 113,434,000	\$ 113,121,000	-0.3%
Field Crops	\$ 28,093,000	\$ 30,098,000	7.1%
Seed Crops & Apiary	\$ 4,787,000	\$ 6,914,000	44.4%
TOTAL:	\$ 4,100,240,000	\$ 4,638,336,000	13.1%

Source: County of Monterey, Office of the Agricultural Commissioner, 2022 Crop & Livestock Report

Vegetable crops continue to rank highest in gross production value of the six production areas. In 2022, vegetable crops had a gross value of \$3.1 billion, which is 67.5% of the total gross production value of all crops and livestock.

The County Monterey's farmers are among the most productive and efficient in the world, growing more than 150 crops. The top four crops produced in the County since 2020 are strawberries, leaf lettuce, head lettuce, and broccoli.

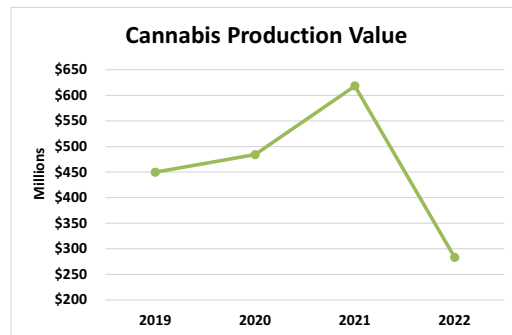
County of Monterey's Top Crops			
Crop	2022 Crop Value	Crop Ranking	
		2022	2021
Strawberry	\$ 958,774,000	1	1
Leaf Lettuce	\$ 842,462,000	2	2
Head Lettuce	\$ 546,786,000	3	3
Broccoli	\$ 519,049,000	4	4
Cauliflower	\$ 216,860,000	5	7
Celery	\$ 180,564,000	6	8
Wine Grape	\$ 173,789,000	7	5
Spinach	\$ 166,344,000	8	6
Nursery & Flower	\$ 124,314,000	9	11
Brussels Sprouts	\$ 114,855,000	10	10
Livestock & Poultry	\$ 113,121,000	11	9
Mushroom	\$ 91,789,000	12	13
Garlic	\$ 72,257,000	13	21
Misc. Vegetables	\$ 56,723,000	14	12
Cabbage	\$ 47,947,000	15	17
Spring Mix	\$ 47,925,000	16	15
Raspberry	\$ 43,007,000	17	14
Carrot	\$ 40,942,000	18	19
Lemon	\$ 40,760,000	19	18
Artichoke	\$ 38,366,000	20	16
Onion, Dry	\$ 34,433,000	21	22
Peas	\$ 33,722,000	22	20
Rangeland	\$ 23,166,000	23	23
Blackberry	\$ 14,368,000	24	24
Kale	\$ 12,614,000	25	26
Cilantro	\$ 12,134,000	26	--

Source: County of Monterey, Office of the Agricultural Commissioner, 2022 Crop & Livestock Report

Cannabis

In 2015, the County of Monterey's Board of Supervisors adopted an ordinance allowing cannabis cultivators to utilize greenhouse space for production. Several cities throughout the County followed, rolling out their own ordinances limiting cultivation to indoor facilities and greenhouses and introducing regulations and tax structures. Over the years, the Board of Supervisors has approved reductions to cannabis production tax rates to alleviate the financial burden on the budding industry so that it can continue to operate. The vast majority of cannabis cultivation operations take place in the unincorporated areas of the County.

Cannabis production value totaled \$283.2 million in 2022, a sharp decrease of \$335 million, or 54.2%, from the high of \$618.2 million the prior year. 2022 is the first year the newly regulated industry has seen a downturn in production value.



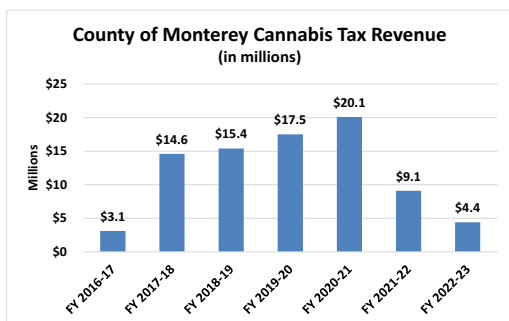
Source: County of Monterey, Office of the Agricultural Commissioner, 2022 Crop & Livestock Report

Cannabis production includes nursery products, flower (mixed light), flower (indoor), trim, and seed. Flower (mixed light) continues to have the highest production value of the five categories, though it experienced a 69.2% decrease from 2021 to 2022. Nursery products and seed are the only two categories that had increasing production value from 2021 to 2022, growing by 165.4% and 100.8%, respectively.

Cannabis Product Value			
Product	2021 Value	2022 Value	Change in Value
Nursery Products	\$ 28,875,000	\$ 76,646,000	165.4%
Flower (Mixed Light)	\$ 501,120,000	\$ 154,360,000	-69.2%
Flower (Indoors)	\$ 81,855,000	\$ 42,674,000	-47.9%
Trim	\$ 1,830,000	\$ 414,000	-77.4%
Seed	\$ 4,513,000	\$ 9,064,000	100.8%
TOTAL:	\$ 618,193,000	\$ 283,158,000	-54.2%

Source: County of Monterey, Office of the Agricultural Commissioner, 2022 Crop & Livestock Report

Beginning in FY 2016-17, cannabis tax revenue to the County rose year over year, reaching a high of \$20.1 million in FY 2020-21. Since then, however, revenues have decreased dramatically to a low of \$4.4 million in FY 2022-23. Projections for future fiscal years show that cannabis the tax revenues will likely level out in the \$4 million to \$5 million range.



Source: County of Monterey, Administrative Office, Budget & Analysis Unit

Hospitality

The County of Monterey has long been a tourist destination in California, attracting an estimated 4.4 million overnight visitors in 2022. According to the Monterey County Travel Impacts Report published in May 2022 by See Monterey, travel spending in the County increased by 19.1% from \$2.6 billion in 2021 to \$3.1 billion in 2022. This rise in travel spending led to a corresponding 18.9% increase in local tax revenues, from \$148 million in 2021 to an estimated \$176 million in 2022. While these increases show a recovery in progress from the COVID-19 pandemic, travel spending is still 5.8% below 2019 pre-pandemic levels.

The County has a worldwide reputation with widely recognized destinations such as Big Sur, Pebble Beach, Carmel-by-the-Sea, and Monterey. Similarly, attractions such as the Monterey Bay Aquarium, National Steinbeck Center, 17-Mile Drive, Cannery

Row, Fisherman’s Wharf, Pinnacles National Park, and the Monterey Wine Country drive tourism from all over the world.

Visitors can enjoy a wide variety of recreational activities including golfing, beach combing, scuba diving, sailing, kayaking, whale watching, fishing, camping, horseback riding, skydiving, hiking, biking, art galleries, exhibits, music, and theatre. Nearly 300 special events take place in the County annually, including the AT&T Pebble Beach Pro-Am Golf Tournament, Monterey Jazz Festival, races at WeatherTech Raceway Laguna Seca, the Concours d’Elegance, Big Sur Marathon, and other food, wine, cultural, and family festivals.



COUNTY DEPARTMENT SPOTLIGHT

COUNTY OF MONTEREY ELECTIONS DEPARTMENT

The County of Monterey Elections Department (Elections) is located at 1441 Schilling Place, North Building, Salinas, CA 93901. The Department is open Monday to Friday from 8:00 a.m. to 5:00 p.m. and offers election information and online voter services at www.countyofmonterey.gov/Elections

During an election, additional satellite locations and flex voting centers open to provide greater accessibility to voters during the early voting period. The Department also provides over 60 traditional polling places on Election Day throughout the County for in-person voting.



Elections permanent staff include Elections Services Specialists Crystal Ferrer and Jose Garcia and Election Program Managers Mary Kikuchi (Registration), Greta Arevalo (Vote by Mail), Mary Helen Gallegos (Precinct Services), Genesis Cabaccang (Candidates and Campaigns), and a vacancy in Outreach and Education. The data and voting systems team includes Mark Silvia, Business Technology Analyst and Yeltsin Chapina, Senior Departmental Information Systems Coordinator. Election administration services include a vacant Management Analyst II; Jessica Cedillo, Assistant Registrar of Voters; and Gina Martinez, Registrar of Voters.

Mission Statement

The mission of the County of Monterey Elections Department is to support the democratic process through the administration of fair, accurate, accessible, equitable, secure, and transparent elections. The Department works to empower the community to participate at all levels of the democratic process through outreach, education, and civic engagement.

The Department's people-centric vision is to establish Elections as a desirable place to work with an environment that fosters teamwork, empowerment, and innovation amongst all employees and volunteers. The Department's success in serving the public is centered on providing the necessary resources to the people who work here. We believe in "Knowledge, Service, Innovation, and Empowerment: At All Times, At All Levels."

The Department's vision is focused on strong customer service, accountability, and transparency of

voting practices. The organization is people first with a strong focus on the development and training of staff and poll workers to better serve voters. The Department also develops partnerships with organizations, cities, and service-oriented agencies to provide access and education for voters.

Community members and interested individuals are welcome to view election processes during hours in which election activities are taking place. This provides an opportunity for voters to see the office in action and to understand what it takes to administer an election. The right to observe election processes provides transparency and accountability for the Department.

Department History

Prior to 1976, the Registrar of Voters had been included with the County Clerk's office. In that year, the California Legislature allowed counties to separate election responsibilities from the County Clerk. Shortly thereafter, a separate County of Monterey Elections Department was created, and Ken Webb was appointed as the first Registrar of Voters. Another notable Registrar of Voters is Ross Underwood, who at 29 years of age, would go on to be the youngest Registrar of Voters in the State. He would also go on to be co-founder of an election management system.

When the Department was established, it was initially located in a basement of the Monterey County Courthouse until relocating to a former bank building located at 201 Main Street in Salinas. Elections relocated again to 1370 South Main Street, which was formerly a furniture store. Finally, in 2017 Elections moved to the Government Center at Schilling Place.

Registrars and locations are not the only significant changes that Elections has experienced over the decades. The method of how voters cast ballots has changed significantly over the years. In the last 40 years, the percentage of voters who participated in statewide elections in the County of Monterey via mail-in ballot has increased significantly. In the presidential primary of 1984, 87.69% of voters

participating in that election cast their ballots in-person at the polls and just 12.31% cast their ballots by mail. In comparison, during the presidential primary election of 2024, only 6.2% of voters who cast ballots did so in-person and 93.8% of voters who cast ballots did so by mail.

Services and Functions

With over 210,000 registered voters, Elections has a dedicated team of 12 permanent employees to provide services to voters, cities, schools and special districts through the Department's major program areas. During a countywide election, the number of people helping conduct the election increases as the Department hires temporary staff to assist in the many facets of election administration. The Department also recruits upwards of 1000 volunteers to staff polling locations and to transport critical election material throughout the County. Through the combined efforts of permanent staff, seasonal employees and the numerous poll workers and couriers on Election Day, the Department is able to successfully conduct and accomplish its mission.



Administration is responsible for the implementation of the Department's mission, the County's strategic initiatives, budget, and billing of election services.

Candidates and Campaigns provides services to candidates, cities and special districts to file for office; assists with completing and submitting financial disclosure forms; assists in the design and content of ballots; and provides deadlines for various elections, recalls, initiatives and ballot measures.

Data and Voting Technology encompasses data requests, maps of district boundaries,

implementation of security, technology preparation, tabulation of ballots, and results reporting.



Outreach and Education provides year-round education and communication to all stakeholders in the County. This program area empowers residents to register, vote, and understand the voting process, provides presentations and press releases, and manages the Department's social media sites. During the election, this area is also responsible for creating the voter information guide and coordinating media content for press releases and phone, email, and media inquiries and interviews.

Vote by Mail oversees the mailing of ballots to all active voters in the County including military and overseas voters. Tasks in this area include verifying signatures on vote-by-mail ballots, providing remote accessible voting opportunities, ensuring voters are able to vote independently and privately, and maintaining accessibility for those individuals who need it.

Voter Registration is the foundation of election operations and maintains the accuracy and up to date information for the County of Monterey's voter information database. Registration activities include adding, updating, and canceling voter records, which involves partnerships with local, state, and federal agencies. This program area is also responsible for voter notification mailings, data entry and the analysis of voter data.

Precinct Services is responsible for securing polling locations, recruiting poll workers, preparing training materials for poll workers, and providing logistics on Election Day. The area is also responsible for

surveying buildings for accessibility and maintaining inventory of election equipment.

Contributions to the County of Monterey's Strategic Initiatives

Administration

Elections continues to strive for efficient and effective administration of all local, state, and federal elections. This includes the review of processes within the Department and participation at the California Association of Clerks and Election Officials Legislative Committee. The Department also seeks out new and innovative systems, processes, and equipment to increase efficiencies.




Recent Accomplishments

The Department is an active member of the Coalition of Bay Area Election Officials, which was awarded the Election Center Democracy Award of 2022 for their work to enhance transparency in election administration. The Registrar of Voters serves as the committee chair for the California Association of Clerks and Election Officials' Recount Committee, and two election program managers serve on state advisory committees for voting and language accessibility.

Each year since FY 2021-22, the Department has exceeded benchmark performance measures for outreach and civic engagement. This includes the launch of the mobile vote unit in 2022 and the implementation of flex voting centers with the Books and Ballots program. The Elections Department, in partnership with Monterey County Free Libraries, kicked off "Books and Ballots" a series of early voting events at local libraries. The program brought

the elections office and all available services to various communities in the County of Monterey at times and locations convenient to voters. Participating libraries included Gonzales, Soledad, King City, Greenfield, Castroville, and Big Sur.



In preparation for the 2024 Election Cycle, and in collaboration with the Committee for Safe and Secure Elections and the California Secretary of State's office, the Department successfully hosted a multi-county/multi-agency Election Security Tabletop Exercise. County Election Officials from the tri-county area worked with a variety of agencies to ensure security and continuity of operations in election administration. County departments included the County Administrative Office; the Department of Health; the Information Technology Department; Environmental Health; the Sheriff's Department; the Department of Emergency Management; Public Works, Facilities, and Parks; Emergency Communications; and various local police departments.



In September of 2023, the Elections Department held its 7th Annual High School Voter Registration Competition. High schools from around the County took the challenge to promote voter registration and pre-registration among eligible high school students. Soledad High School students collected more than

190 voter registrations and pre-registrations, earning them first place and recognition for their effort from the Secretary of State, County Board of Supervisors, and the County of Monterey Elections.

Between December 2023 and February 2024, Elections held bi-annual meetings for the local Language Accessible Advisory Committee and Voter Language Accessibility Committee and saw increasing participation in both committees. The Department increased its engagement with organizations serving communities where Korean, Tagalog, Vietnamese, and Spanish are the preferred languages by attending various events and giving educational presentations to these targeted communities. The Department also brought outreach and in-person voting assistance to the Blind and Visually Impaired Centers in Pacific Grove and Salinas. This allowed voters with specific needs to

vote independently and learn about the services they can find at all polling places and early voting locations in any election.

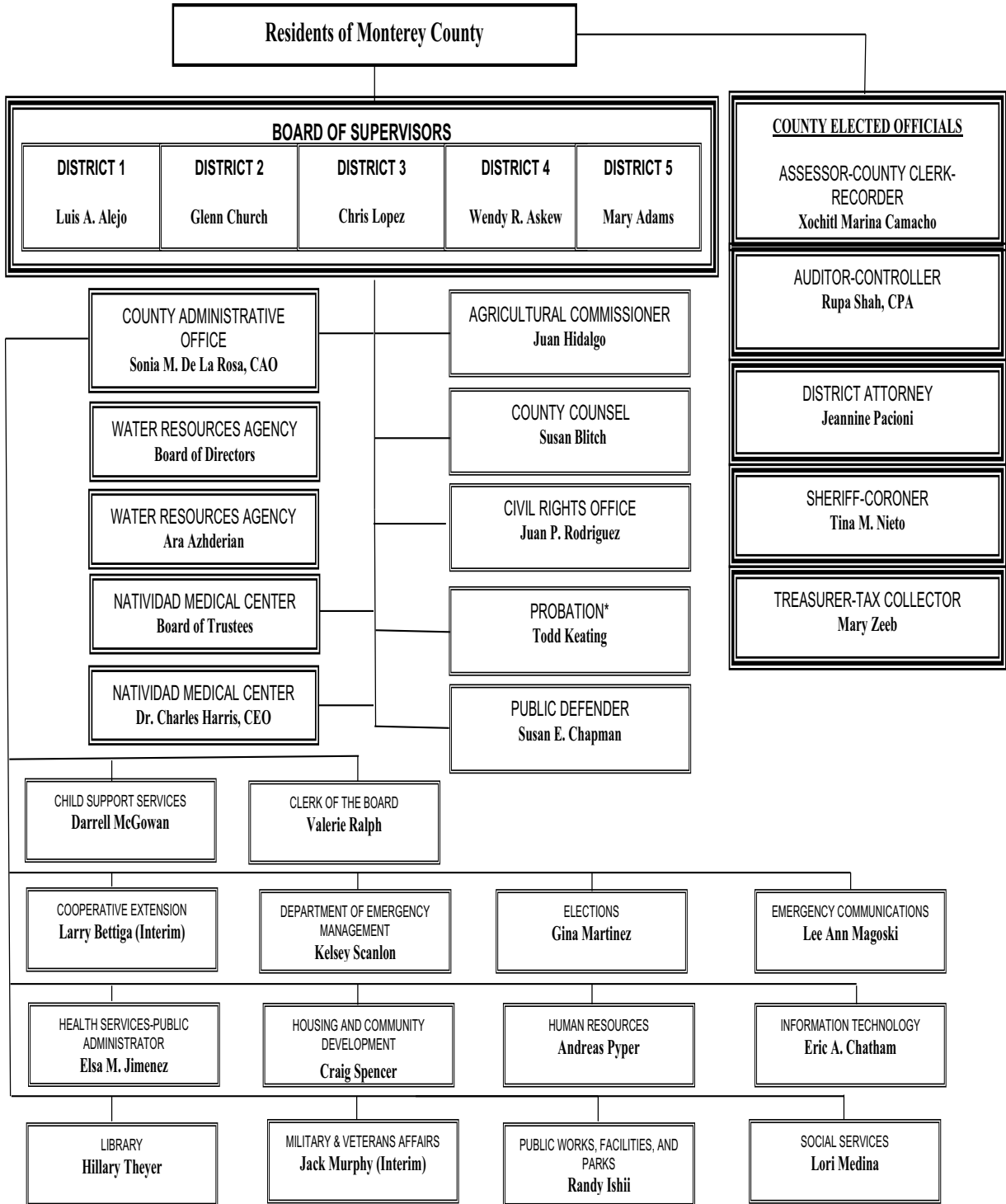
In FY 2023-24, The Department was approved for and awarded multiple grants including those related to voter accessibility, security, and voting technology totaling more than \$450,000. With these funds, the Department was able to enhance security measures at ballot return locations and implement ballot call and curbside voting services at all voting locations.

In the March 5, 2024, Presidential Primary Election, the Department successfully participated in a pilot program using electronic poll books at three polling places in the County. Early findings demonstrate the expansion of access to a ballot, improved efficiencies in administration, and enhanced security.



This page intentionally left blank.

COUNTY OF MONTEREY



*appointed by Superior Court

Updated: 04/15/24



This page intentionally left blank.

Executive Summary

County Administrative Officer's Message

Dear Members of the Board of Supervisors:

It is my pleasure to present the County of Monterey's *Fiscal Year (FY) 2024-25 Recommended Budget*, compiled in collaboration with departments, for your review, modification, and adoption. The FY 2024-25 Recommended Budget is balanced and maintains existing service levels, expands critical services that leverage funding, and continues key infrastructure projects across the County.

The Recommended Budget proposes a balanced \$2.0 billion spending plan, an increase of \$64.0 million (3.4%) over the current year adopted budget and supports a workforce of 5,891.6 positions. The budget anticipates fund balance use of \$59.5 million comprised of restricted funds for behavioral health services, road projects, and state-realigned public safety, health, and social services programs. Expenditures increase due to expansion of health and social service programs and new programs funded with State aid for homelessness housing assistance and disaster recovery efforts in Pájaro. Primary cost drivers across departments include approved employee compensation increases, higher pension costs, health insurance premiums, and other rising inflationary costs. NMC expenditures also increased to support growing labor costs and medical services.

The compilation of the FY 2024-25 Recommended Budget was challenging because revenue growth is not sufficient to keep pace with growing costs despite positive revenue trends. This issue is particularly evident in FY 2024-25 as American Rescue Plan Act (ARPA) funds are limited to providing funding for a few projects that were rolled into next fiscal year. The Recommended Budget suspends a supplemental Unfunded Accrual Liability contribution to the County's pension trust that was set up to meet future unfunded liabilities; however, is necessary to redirect ongoing funding to critical programs and services across departments that were at risk of being suspended due to the lack of revenue.

The Recommended Budget assumes a continued positive economy and overall revenue growth due to higher assessed property values. Sales tax and realignment revenues reflect modest increases, but growth is levelling off. Due to the limited resources, new or expanded programs must be carefully evaluated and planned. The budget includes key infrastructure projects to improve and replace wastewater/sewer and water systems throughout the County's parks, County Service Areas (CSAs), Sanitation Districts, and Laguna Seca. Repairs and renovations to improve the County's buildings are part of the Recommended Budget, as well as projects at NMC to improve hospital technology and build storage space. The County will continue to support external agencies that share its strategic goals for economic development and public safety.

Through your Board's leadership and responsible financial oversight, the County will continue to align critical needs with available resources and maintain strong financial reserves to respond to unforeseen circumstances. The latter was evident during the County's most recent response to local disasters where strategic reserves provided critical funding to preliminarily address disaster recovery. Through your Board's stewardship, strategic reserves were partially replenished, through investment of one-time surpluses. I would like to thank the County's Elected Officials and Department Heads for their collective cooperation through the budget development process and all employees who continue to provide exceptional services to our community. I would also like to thank the County Administrative Office's Budget Team and all department finance and budgetary staff. The following budget overview provides your Board and the public a summary of the County's spending plan for next fiscal year.

Sincerely,



Sonia M. De La Rosa
County Administrative Officer

Budget Overview

Current Financial Outlook

In recent years, the County of Monterey (County) has experienced growth of some discretionary revenue sources including sales tax, Transient Occupancy Tax (TOT), and property tax. During the same time, the County utilized American Rescue Plan Act (ARPA) funds to support government service delivery while responding to the pandemic's impacts and funding important wastewater/sewer and water infrastructure projects. Even with these positive factors affecting available resources, many unmet needs remained and were identified in those fiscal years. Understanding the one-time nature of the ARPA funds, the County of Monterey Board of Supervisors (Board) approved the implementation of a three-and-half-year plan to use these funds whereby, in the last half of a fiscal year the County's dependence on those funds was reduced. Accordingly, since FY 2024-25 is the last portion of this plan, available ARPA funds diminish to the remaining available funds which are set to be spent or obligated by December 31, 2024. For reference, the FY 2023-24 Adopted Budget included \$17.7 million of ARPA funds in the General Fund, while the FY 2024-25 Recommended Budget includes \$1.8 million in the General Fund, a decrease of \$15.9 million. A majority (\$14.8 million) of ARPA funds in the current year (FY 2023-24) adopted budget are utilized for ongoing expenditures such as employee compensation and operating expenditures across critical programs. Although the County continues to experience growth in discretionary revenue, it is not enough to keep pace with growing expenditures. Unfortunately, many requests for new service provision and capital needs are not recommended for funding due to lack of resources.

The Recommended Budget suspends the funding of the supplemental UAL contribution that was established a few years ago to provide ongoing funding to a pension trust to address the growing unfunded pension liability. This action was necessary to free up ongoing funds to restore critical programs at risk of elimination due to the lack of resources. The General Fund includes \$15.6 million in augmentations, of which \$10.4 million come from the suspension of UAL charges, that provide funding for programs across public safety, health, social services, and public works. Without new or increased revenues and/or cost reductions, the General Fund will not be able to continue providing the same level of services in the future.

The Recommended Budget is based on the continued positive economic assumptions experienced in the last years. Negative changes in the economy will affect revenue, and in turn, county programs and services will be negatively impacted.

The County has placed one-time surpluses into its Strategic Reserve (in accordance with financial policies), which ended FY 2022-23 with a balance of \$63.7 million for the General Fund and \$25.0 million for NMC. In the current fiscal year (FY 2023-24), the County utilized \$11.1 million to respond to disasters and repair damaged infrastructure pending federal and state reimbursements. This leaves the Strategic Reserve with a current balance of \$52.6 million.

Recommended Budget – All Funds

The Recommended Budget for all departments and funds totals \$2.0 billion next fiscal year and includes 5,891.6 authorized positions. Significant changes since adoption of the FY 2023-24 budget include:

Appropriations increase \$64.0 million. Notable increases include \$39.0 million in the General Fund to support higher cost of employees, programmatic expansions in Health and Social Services programs, and new State grants aimed toward homelessness programs. NMC increased by \$27.1 million to support growing labor costs and medical services; \$10.7 million increase in health and welfare realignment to support health and social services program expansion; \$6.2 million in behavioral health programs; and

smaller increases across other funds including the Road Fund and the Library Fund. Appropriations decreased by \$8.8 million for capital project fund projects such as the Behavioral Health facility in East Salinas and wastewater/sewer and water infrastructure projects near completion. The resource planning Internal Service Fund (ISF) appropriations decreased \$13.5 million, due to the elimination of one-time transfers to other funds for capital projects.

Revenue increases \$56.8 million.

Revenue increases \$36.8 million in the General Fund primarily due to increased charges for services for health clinics, higher federal and state revenues related to social services programs, and new grant

revenue for homelessness programs. NMC's revenue increased by \$27.3 million primarily from health fees and increases in government funding. Other increases include \$9.9 million from state realignment funds that support public safety, social services, and health programs and \$7.2 million higher behavioral health revenues to support expansion of programs. Funds that anticipate lower revenues include the pension trust fund, which has a \$15.2 million decrease due to the suspension of supplemental UAL contribution; capital project funds anticipate \$7.8 million lower revenue; and the Laguna Seca Recreation Area (LSRA) Enterprise Fund anticipates \$4.4 million lower revenue due to exclusion of a large event scheduled in the current year.

ARPA funds. The Recommended Budget includes \$6.2 million in ARPA funds (\$1.8 million General Fund and \$4.4 million other funds). The General Fund includes projects that rolled over from previous years. Other funds include \$3.8 million for wastewater/sewer and water projects and \$600,000 augmentation funded for an Information Technology Department (ITD) capital project.

Rising labor costs. Next fiscal year, salary and benefit costs for the County's workforce totals \$953.2 million, a \$17.7 million increase over the adopted budget. Wage increases total \$9.6 million due to higher step increases, position growth (47.3 positions), and wage increases approved under current labor agreements. Most labor agreements are set to expire at the end of this fiscal year, with the remainder expiring December 2024; wage increases beyond these terms are not included in the Recommended Budget. Wage studies that were completed when the Recommended Budget was being developed are included in the Recommended Budget. In general, NMC and the General Fund account for the largest salary and benefit cost increases as these funds have the greatest number of employees. Other major cost drivers within the salary and benefits category include pension contributions and health insurance premiums increasing by \$14.8 million and \$6.3 million, respectively, over the current year adopted budget (all funds). The increases in employee compensation and benefits are offset by a \$15.2 million reduction to the supplemental UAL contribution due to suspension of the charge in order to redirect ongoing resources to other critical programs across the County.

Recommended use of fund balance. The General Fund uses fund balance to support departmental programs with restricted fund balance and to fund one-time expenses (\$13.3 million). Other funds with significant fund balance utilization include the Road Fund (\$16.6 million) to partially fund road projects funded by Measure X and Senate Bill 1: Road Repair and Accountability Act of 2017 (Chapter 5. Statutes of 2017) (SB1), Behavioral Health (\$5.9 million) for expanded programs and one-time expenses, capital

All Funds	2022-23 Actual	2023-24 Adopted	2024-25 Recommended
Expenditures			
Salaries & Benefits	\$ 828.0	\$ 935.5	\$ 953.2
Services & Supplies	522.9	488.7	519.2
Other Charges	176.3	115.0	125.4
Fixed Assets	79.4	108.5	113.3
Op. Transfers Out / Other Financing	310.8	259.6	255.3
Contingencies	-	3.4	8.4
Total Expenditures	\$ 1,917.4	\$ 1,910.8	\$ 1,974.8
Revenues			
Taxes	\$ 295.8	\$ 296.9	\$ 309.0
Licenses, Permits & Franchises	29.2	28.2	29.8
Fines, Forfeitures & Penalties	10.8	13.0	12.7
State & Federal Aid	809.6	738.5	769.2
Charges for Current Services	463.2	480.6	486.3
Other Revenues	373.8	304.3	308.3
Total Revenues	\$ 1,982.5	\$ 1,861.5	\$ 1,915.3
Use of Fund Balance	\$ (65.1)	\$ 49.3	\$ 59.5
FTE Positions	5,737.2	5,844.3	5,891.6

*Numbers may not add up due to rounding.

project funds (\$11.4 million), and realignment funds (\$17.6 million) to meet State-County Realignment commitments for public safety, health, and social services programs. NMC expects to improve their fund balance by \$13.7 million.

Infrastructure replacement. The Recommended Budget provides \$50.0 million in appropriations for capital projects such as continuing ARPA-funded wastewater/sewer and water projects throughout the County’s park system, CSAs and County Sanitation Districts (CSDs), and Laguna Seca Recreation Area; continued progress on the Carmel River and Carmel Lagoon floodplain projects; parking lot repaving at the King City Courthouse; repairs and renovation of the women’s shelter building; and countywide end-of-life technology replacement. Other projects include repairs and/or replacements throughout county buildings occupied by the Health Department, the Sheriff’s Office (including the Jail), the Emergency Communications Department, and the Agricultural Commissioner’s Office. NMC’s capital projects include demolition of a building used for the old hospital and adding a new 15,400 square foot storage and office building. Additionally, NMC has several projects to upgrade technology and equipment across hospital grounds.

Recommended Budget – General Fund

The General Fund supports 3,594.7 authorized positions in 22 departments which encompass most county services and basic governmental functions including public safety and criminal justice, health, social services, land use, recreation, environment, administration, and finance. Following is an overview of the General Fund:

General Fund appropriations total \$886.8 million next fiscal year, an increase of \$39.0 million over the current year adopted budget. The increase is driven by major cost pressures including \$8.1 million higher cost for employee salaries and benefits. Higher wages and health insurance contributions resulting from approved labor agreements as well as position growth (15 positions added over adopted budget, some of which were added in the current year), are all factors impacting salaries and benefits. The Department of Social Services anticipates \$10.3 million higher expenditures for programs, mostly due to growth in entitlement programs such as California Work Opportunities and Responsibility to Kids (CalWorks). There are also new state grants supporting homelessness programs (\$8.5 million)

General Fund	2022-23 Actual	2023-24 Adopted	2024-25 Recommended
Expenditures			
Salaries & Benefits	\$ 486.4	\$ 550.6	\$ 558.6
Services & Supplies	179.8	202.6	206.6
Other Charges	72.0	53.2	65.5
Fixed Assets	18.1	13.3	14.9
Op. Transfers Out	71.1	24.8	32.7
Contingencies	-	3.4	8.4
Total Expenditures	\$ 827.5	\$ 847.8	\$ 886.8
Revenues			
Taxes	\$ 271.1	\$ 274.0	\$ 285.2
Licenses, Permits & Franchises	28.6	26.2	27.1
Fines, Forfeitures & Penalties	9.5	10.6	10.3
State & Federal Aid	284.5	309.4	313.4
Charges for Current Services	79.2	76.0	87.4
Other Revenues	162.8	140.6	150.1
Total Revenues	\$ 835.8	\$ 836.7	\$ 873.5
Use of Fund Balance	\$ (8.3)	\$ 11.1	\$ 13.3
FTE Positions	3,509.2	3,579.7	3,594.7

*Numbers may not add up due to rounding.

and the Department of Emergency Management has \$6.1 million higher appropriations mainly due to a disaster assistance grant for the community of Pájaro (\$5.8 million).

Revenue increases \$36.8 million over the current year adopted budget. The growth is due to an increase in program revenue driven by: expanded programs in social services such as CalWorks; higher charges in the Health Department due to expansion of clinic and public health services to meet demand; increased federal aid for a new California Advancing and Innovating Medi-Cal (CalAIM) program to create a Jail Resource Center in conjunction with the behavioral health, community health workers, and

other essential services; increased reimbursements for homelessness programs including funding for housing assistance and prevention; increased state aid for disaster assistance providing funds for the long-term recovery efforts and community outreach related to the Pájaro flood. Property tax revenue continues to see improvement and an increase of \$11.6 million is anticipated next fiscal year. Other discretionary revenue sources such as investment income, penalties, and franchise fees increased by about \$3.1 million. Discretionary revenue growth is offset by a decrease of \$15.9 million in federal aid, representing the conclusion of ARPA funds. As a result, discretionary revenue as a whole, decreases by \$1.6 million from the current year adopted budget.

Fund balance use of \$13.3 million supports department programs and one-time funding needs.

Departmental restricted fund balance is utilized by the Health Department (\$4.5 million) to cover a liability payment to the state related to the true-up of payments received and services rendered in health clinics and for environmental health oversight. The Department of Social Services plans to utilize \$3.4 million in restricted funds for its community programs and other programs. Public safety departments use \$924,596 in departmental restricted fund balance for expenses that meet restrictions of funds. Additionally, the Recommended Budget includes cancellation of assignments including \$1.1 million from the Information Technology Assignment to fund projects to replace technology infrastructure; \$1.7 million from the Cannabis Assignment to fund body-worn cameras in the Sheriff's Office and to fund a position in the Department of Emergency Management; \$550,000 from the disaster assignment to fund an agreement to manage Federal Emergency Management Agency (FEMA) cost recovery for previous disaster response; and \$1.0 million from the Compensated Absences Assignment to provide additional funding for community requests.

American Rescue Plan Act (ARPA) funds of \$1.8 million to continue provision of services. The County is utilizing \$1.8 million in the General Fund for ARPA related projects. ARPA funding is winding down and is anticipated to conclude by December 2024. Funded projects were previously approved but are expected to roll over to next fiscal year.

Provides funding to the Road Fund to support road maintenance. \$9.5 million is contributed to the Road Fund to meet the voter approved Measure X Maintenance-of-Effort requirement.

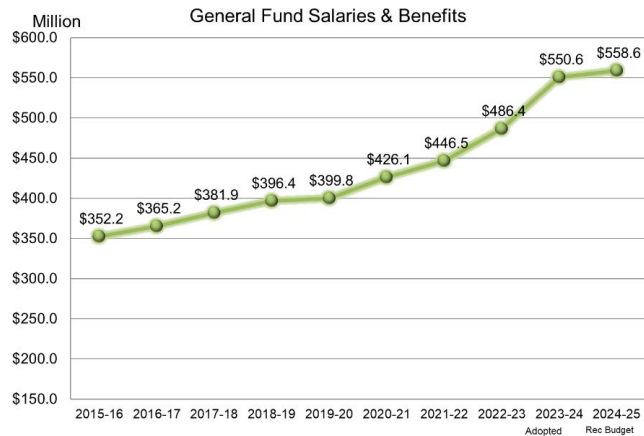
Includes TOT funding for external agencies that support public safety and promote tourism, arts, and economic development. The Recommended Budget includes contributions to Development Set Aside (DSA) Agencies, fire agencies, and 9-1-1 user agencies. Contributions to the DSA agencies and the Monterey County Business Council total \$2.8 million next fiscal year, remaining static from the current year adopted budget. In addition to the share of TOT funding, the County also provided \$4.0 million in ARPA funds to be used over multiple years, of which the remaining \$800,000 is included for FY 2024-25. The original allocation provided \$1.5 million to the Monterey County Convention and Visitors Bureau (MCCVB), now known as See Monterey, and \$2.5 million to the Monterey County Business Council in support of multi-year agreements for tourism and hospitality recovery programs and economic development assistance to small businesses. Discretionary contributions of Proposition 172 funds (Public Safety Sales Tax) to the fire agencies and 9-1-1 dispatch center user agencies total \$4.1 million and \$2.3 million, respectively.

Fiscal Pressures Shaping the General Fund Budget

The following section outlines major cost drivers that are affecting the General Fund:

Employee compensation and growing workforce. Salaries and benefits of \$558.6 million grew by \$8.0 million over the current year adopted budget; however, this variance is masked by a couple of factors that are built into the Recommended Budget. For example, many departments are using significantly more salary and benefits savings over the current year budget to carry vacancies due to insufficient funding to fill positions. Additionally, the salaries and benefits category decreased by the UAL suspension of charges. Excluding these factors, salaries and benefits increase by \$27.3 million

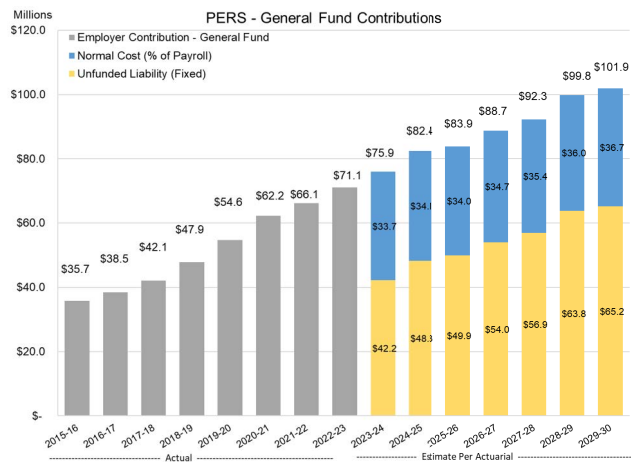
(5.0%) over the current year adopted budget. The most significant increases within this category include \$12.3 million higher wages due to employee step increases, wage adjustments, and position growth and \$9.0 million higher employee pension cost. General Fund positions grew by 15 from the current year Adopted Budget. The decreasing offsets include salary savings of \$34.3 million, which is an increase of \$8.3 million over the current year, and the suspension of the supplemental UAL contribution, reducing expenditures by \$10.9 million. Departments included an overall salary and benefit savings of \$26.0 million in the FY 2023-24 Adopted Budget and \$34.3 million in the FY 2024-25 Recommended Budget due to ongoing vacancies and recruitment challenges, primarily in larger departments such as Health, Social Services, and Sheriff's Office.



The Recommended Budget does not include wage increases beyond the terms of the current labor agreements. Most labor agreements expire June 30, 2024 and a few remaining labor groups have agreements expiring December 31, 2024. Additionally, the County continues to undertake wage studies for various classifications typically resulting in higher compensation.

The impact of wages and benefits has continued to magnify over the years, as prior year wage increases, rising pension costs, and health insurance premium increases accumulate. Additionally, over time the County has added staff to its workforce which has also contributed to the growth in salaries and benefits. Employee salaries and benefits are the County's largest cost, representing 63.0% of the General Fund budget. The cost has grown from \$352.5 million in FY 2015-16 to \$558.6 million in FY 2024-25, an increase of \$206.4 million. Over the same period, authorized positions increased by 243 in the General Fund. Additionally, the County anticipates significant impacts to its salary costs as more wage analyses are completed and new classifications are created.

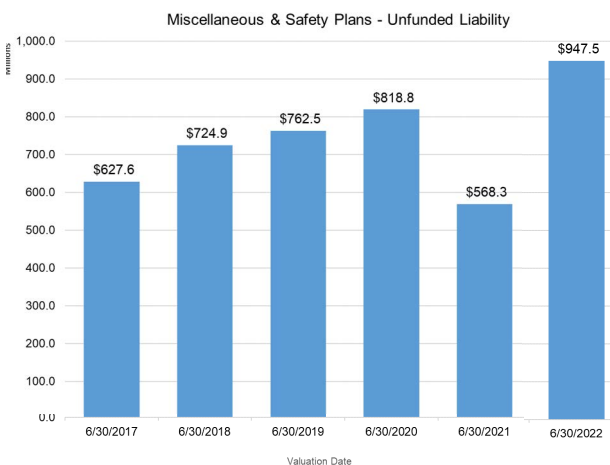
Pension contributions continue to increase. Contributions to the California Public Employees' Retirement System (CalPERS) have increased significantly since FY 2017-18 due to changes in CalPERS' actuarial methodology and funding policies. Significant changes include lowering the discount rate to reflect CalPERS' expected return on investments, updating demographic assumptions that show retirees live longer and require higher lifetime payout of benefits, and accelerating payment of unfunded liabilities by changing amortization policies. Part of the pension contributions go toward paying down unfunded liabilities; since FY 2017-18, this portion of the payment is fixed and not based on payroll, protecting the pension fund in situations where employers have declining payroll.



The projections in the preceding chart are based on CalPERS actuarial valuations, which are built on actual payroll data obtained by CalPERS; therefore, based on existing staffing levels and does not account for new positions. These estimates are based on current pension plans and assumptions and assume no gains or losses to the current portfolio. Changes in any of the preceding matters will impact required contributions. The chart reflects projected fixed contributions (General Fund) going toward unfunded liabilities, which are about 59% of the total contributions. The Recommended Budget includes funding for required employer contributions for normal cost and unfunded liability. An estimated \$74.9 million including all funds (\$48.3 million in the General Fund) goes toward paying down the County’s unfunded pension liability.

Pension costs impact both the County and its employees. Over the years, because of ongoing fiscal pressures and pension reform, employees contribute to the CalPERS pension fund. In the upcoming fiscal year (FY 2024-25), based on actuarial information, employees will contribute an estimated \$35.2 million for all funds into the miscellaneous and safety pension plans.

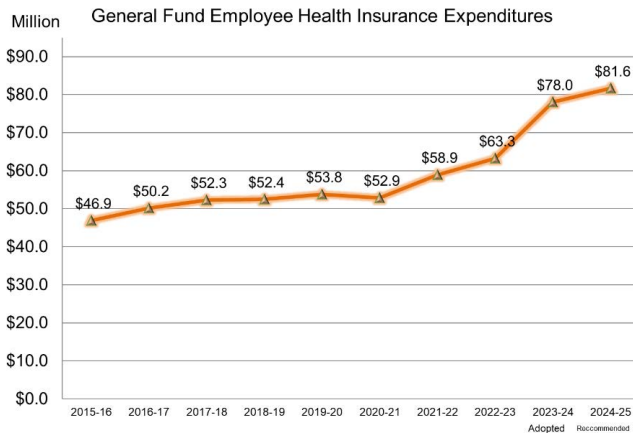
Unfunded pension liabilities. Despite rising employee and employer contributions toward pension, the County has a large unfunded liability of \$947.5 million for both the Safety and Miscellaneous plans as of the latest valuation report, an increase of \$379.2 million from the previous valuation report. The unfunded liability increased significantly due to investment losses realized through June 2022. Investment returns have since improved; however, unfunded liability is not expected to dramatically improve since the return on investment of 5.8% (as of June 30, 2023) is still under the assumption of 6.8% utilized by CalPERS.



The Board of Supervisors adopted a pension liability policy, and the County established an Internal Revenue Service (IRS), Section 115 pension trust. The trust serves as an investment vehicle outside of the County’s Treasury Pool to generate investment proceeds to address future pension liability obligations. The County had previously implemented a supplemental UAL contribution charge to departments to contribute on an ongoing basis to the pension trust fund. The Recommended Budget does not include these charges, as they were suspended, and the ongoing resources were redirected to other critical programs and services. The suspended contribution includes \$10.9 million in ongoing the General Fund (\$15.2 million all funds).

Health insurance premiums continue to rise.

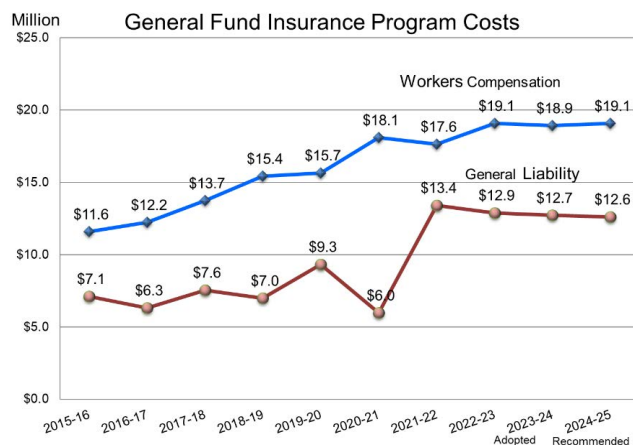
The Recommended Budget includes \$81.6 million for health insurance costs, an increase of \$3.6 million from the FY 2023-24 Adopted Budget. Recent increases beginning with FY 2022-23, are a direct result of the terms of the latest negotiated labor contracts which include higher county contributions for premiums and higher costs of flex cash credits provided to more bargaining groups. Another factor impacting the increase is position growth over the years. Historically, yearly premium increases have been absorbed by the County, making it a significant cost pressure. The County’s cost for healthcare insurance has cumulatively increased \$34.7 million (74% increase) since FY 2015-16.



It should be noted that the County typically has salary and benefit savings due to vacancies. The budget figures on the preceding chart do not reflect savings, although salary savings/vacancy assumptions are factored into the overall salary and benefit figures in the adopted and recommended budgets to account for the reality of lower filled positions.

Workers’ compensation and General Liability program costs.

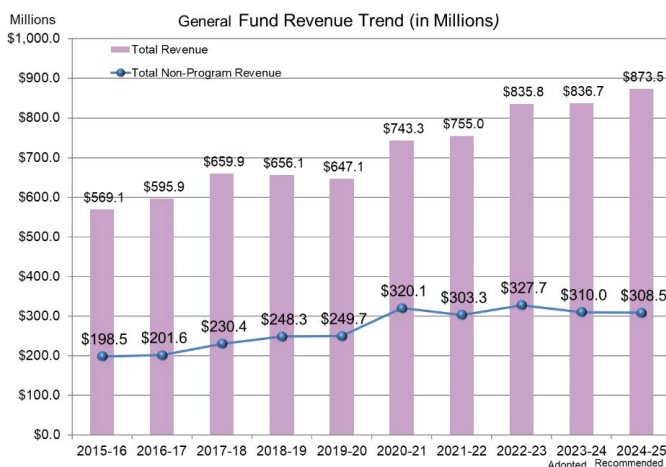
In recent years, costs for workers’ compensation and General Liability (GL) have levelled off. However, costs are still significant for the County, and are \$13.0 million higher than in FY 2015-16. Both programs are forecasted to increase 10-15% in the following two years. Additionally, the programs may be impacted due to changes in actual claims as compared to the actuarial estimates and by investment return on assets.



The adjacent chart reflects the historical trend for workers’ compensation and GL costs. The decrease in FY 2020-21 for GL costs, is reflective of the suspension of approximately \$8.5 million in charges of GL non-recoverable costs to General Fund departments due to budgetary constraints. That was a one-time funding solution, and in FY 2021-22, the increased costs resumed. Both workers’ compensation and the GL insurance programs are based on a 70% funding confidence level.

General Fund Revenue

Overall, General Fund revenue increases by \$36.8 million next fiscal year mainly due to higher federal and state aid for increased caseload and grants in CalWorks in the Department of Social Services, increased fees in the Health Department due to the expansion of clinic services, and new grant revenue for housing assistance under homelessness programs and disaster aid for the long term recovery of the Pájaro flood. General Fund revenue is composed of about two-thirds of program revenue generated by departments for their specific programs, and about one-third discretionary revenue.



Discretionary revenue decreases \$1.6 million from the adopted budget. Property tax continues to improve and is anticipated to increase \$11.6 million based on assessment data and projections from the Assessor’s Office. Other revenue sources that reflect improvement are investment income, penalties, higher franchise fees, and slightly higher sales tax – a combined increase of \$3.5 million.

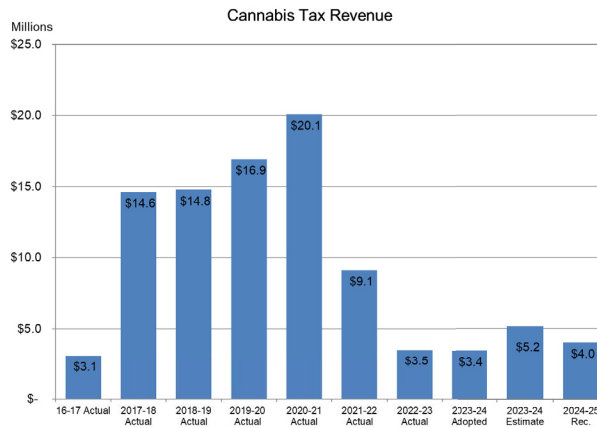
Revenue	2022-23 Actual	2023-24 Adopted	2024-25 Recommended	Change from Rec. to Adopt.
Property Tax	211,851,708	215,264,907	226,902,085	11,637,178
Transient Occupancy Tax	38,073,618	40,025,756	38,838,898	(1,186,858)
Cannabis Tax	3,504,096	3,442,575	4,000,000	557,425
Vehicle License Fees	376,137	270,725	270,725	-
Sales & Use Tax	17,705,332	15,270,555	15,465,502	194,947
Franchise Fees	9,262,272	6,260,703	7,151,144	890,441
Tobacco Settlement	4,283,004	4,470,336	4,283,004	(187,332)
Federal Aid	17,949,933	17,748,179	1,823,993	(15,924,186)
Other	24,673,066	7,286,672	9,725,586	2,438,914
Total	327,679,166	310,040,409	308,460,937	(1,579,471)

Decreases in other revenue sources offset overall discretionary revenue growth. TOT is \$1.2 million lower than the adopted budget based on current year collections. Next fiscal year assumes no negative developments and assumes current economic conditions do not deteriorate. It is important to note that TOT is highly sensitive to the economy and a recession will rapidly impact this revenue source. Federal aid decreases by \$15.9 million due to the winding down of ARPA funds, of which only \$1.8 million is included in the General Fund, mostly for projects that were previously approved but not fully spent.

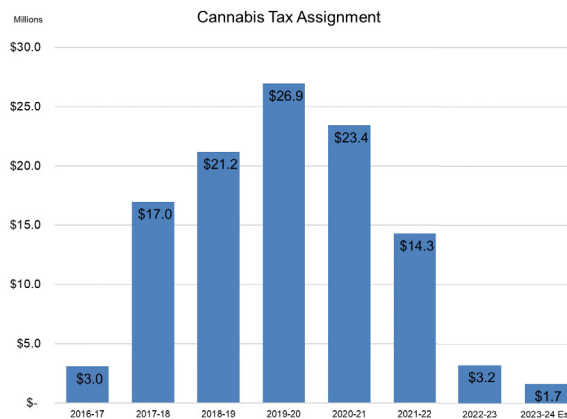
Cannabis Revenue and Assignment

Previously, cannabis revenues were utilized for the cannabis regulation program only, with excesses reserved in assignment for Board directed purposes. Beginning FY 2020-21, the Board approved all ongoing cannabis revenue as discretionary revenue providing departments funds to continue programs that were at risk due to insufficient funding.

During FY 2021-22, the Board approved reductions to cannabis tax rates, resulting in a decrease of \$9.7 million from the \$18.8 million budget. The FY 2022-23 Adopted Budget included \$7.4 million, however, due to further reductions approved by the Board, actual revenues were \$3.5 million. The FY 2023-24 Adopted Budget includes \$3.4 million; however, the estimate for the current year is \$5.2 million. The FY 2024-25 Recommended Budget includes \$4.0 million based on the latest information including current square footage and rates. Further reductions or payment arrangements may impact the actual revenue received and create an imbalance in the budget requiring modifications.



With the reduction of cannabis tax rates and lower revenue collections, the assignment balance has decreased since FY 2020-21. The Board has funded many critical needs over the years from the assignment. The estimated balance of \$1.6 million for FY 2023-24 is recommended for use in the Recommended Budget to fund the Sheriff's Office body-worn cameras. No additions to the assignment are anticipated given the reduced cannabis revenue.



Pandemic related Federal Aid - ARPA

The County received an allocation of \$84.3 million from the ARPA in FY 2021-22. Projects are winding down and the County is following ARPA guidelines, which indicate funds could be spent over multiple years but must be obligated by December 31, 2024 and fully spent by December 31, 2026. Given its magnitude, ARPA funds have been instrumental in carrying the County's core operations and expanding programs related to pandemic response, economic recovery, and infrastructure investments. The Recommended Budget includes \$1.8 million of these funds in the General Fund and an additional \$4.4 million in other funds to support wastewater/sewer and water system projects throughout the County's Park system, Laguna Seca Recreation Area, and sanitation districts. Staff initially prepared a plan for utilizing the funds by category and by year, which the Board approved. This Recommended Budget includes an updated plan incorporating changes including but not limited to changes in allocation to reallocate amounts not spent in prior years and updates to Board priorities. See Attachment A for further details on ARPA amounts previously spent, current year allocations, and future allocations.

Baseline Budgets and Requested Augmentations

In February, staff presented the Financial Forecast, which estimated a deficit of \$26.3 million for FY 2024-25 due to rising cost pressures, notably in salaries and benefits. Additionally, contributing to the deficit, was elimination of ARPA funds which were used in recent years to fund ongoing provision of government services.

In March, departments submitted initial “baseline budgets” which communicate what level of operations can be afforded with preliminary General Fund Contributions (GFC). General Fund departments start out with a base level GFC which was adjusted for variances in workers compensation and GL payments, and cost-plan charges so that it remained budget neutral. Additionally, all discretionary revenue growth was allocated to departments to utilize in baseline budgets.

At the April 2, 2024 Budget Workshop, the Board was presented with a status of the baseline budgets, requested augmentations, and the Board provided direction to staff. Staff presented options to increase the County’s revenue, as revenue has not kept pace with rising expenditures. Staff also presented funding options including utilizing reserves or suspending the supplemental UAL contribution, in order to use ongoing funds for critical programs and services that were at risk of elimination.

General Fund requests totaled \$28.0 million in expenditures, offset with \$5.3 million of revenues, for a net request of \$22.7 million. Augmentations for capital projects totaled \$293.1 million and detail of the requests are included in Attachment B. The following table breaks out augmentations in the General Fund and other funds.

Row Labels	Sum of Requested FTE	Sum of Requested Expenditures	Sum of Requested Revenues	Sum of Net Request	Sum of Recommended Total
001	84.9	28,022,353	5,311,561	22,710,792	15,630,859
Capital Improvements	0.0	183,515	90,125	93,390	
Contribution to Other Funds	0.0	2,032,869		2,032,869	1,432,869
New Mandated Program/Service w/ General Fund Funding	2.0	1,454,203		1,454,203	1,119,544
New Mandated Program/Service w/ Outside Funding	3.0	774,893	774,893	-	
New Program	0.0	-	1,023,993	(1,023,993)	(1,023,993)
New Program/Service w/ General Fund Funding	0.5	3,619,114	445,800	3,173,314	2,676,291
New Program/Service w/ Outside Funding	8.0	1,762,881	1,266,881	496,000	
Request New Position	41.0	5,281,343	1,709,869	3,571,474	293,233
Status Quo Filled Position	7.4	1,350,540		1,350,540	1,350,540
Status Quo Other	0.0	8,722,459		8,722,459	6,941,839
Status Quo Vacant Position	23.0	2,840,536		2,840,536	2,840,536
028	7.0	1,039,633	1,039,633	-	-
Status Quo Vacant Position	7.0	1,039,633	1,039,633	-	-
151	0.0	709,793		709,793	
Contribution to Other Funds	0.0	709,793		709,793	
404	0.0	1,700,000	1,700,000	-	-
Capital Improvements	0.0	1,700,000	1,700,000	-	-
Grand Total	91.9	31,471,779	8,051,194	23,420,585	15,630,859

Position impacts \$4.2 million. Position related impacts for baseline budgets included \$1.4 million for 7.4 filled positions including seven filled sworn officer positions in the Sheriff’s Office and a partial full-time equivalent (FTE) secretary in the UC Co-operative Extension. Vacant positions at a cost of \$2.8 million included 22.0 positions in the Sheriff’s Office including ten sworn deputies and twelve professional positions, seven dispatchers in the Emergency Communications Department, and a management analyst in the Human Resources Department.

Other status-quo needs \$8.7 million. Departments requested other status-quo needs to continue current service levels. Examples of these requests include ARPA projects that were not fully spent including the Climate Action Plan and crime prevention project; legislative advocacy contracts; operating budget for communications and homelessness programs; contracts for disaster recovery; the Elections Department’s operating expense augmentation due to the upcoming Presidential Election; on call service for building and planning; legal service related to labor negotiations; custodial service; fire fuel abatement; unscheduled maintenance for facilities; utilities for shared facilities; security service at buildings; In-Home Supportive Services (IHSS) wage increase; and other needs across departments to meet status quo operations.

New positions \$3.6 million. Departments requested 54.5 new positions; including 31 positions in the Sheriff’s Office, with six positions for the Path 3 program funded with CalAIM revenue; seven new positions in the Health Department; 5.5 positions in the Public Defender; 3.0 positions in the Department of Social Services funded with department revenue; 3.0 positions in Public Works, Facilities & Parks;

3.0 positions in the Auditor-Controller's Office; one position in County Administrative Office and one position for the District Attorney's Office. Many of the positions requested are funded with departmental revenue.

Contributions to other funds \$2.7 million. Requests included contributions to ITD capital projects of \$1.7 million; \$709,793 for the sanitation system in the community of Pájaro, \$332,869 for the County's share to restore vacant dispatchers in the Emergency Communications Department (the department leverages county funds).

New Programs \$4.0 million. Requests include general plan housing update; Chualar community plan; funding for the Emergency Operations Plan and to establish an operating budget for the Emergency Operations Center to be prepared to respond to disasters; low-cost spay and neuter mobile clinics and pet education grant; vaping prevention program; operating budget for the sustainability program; Fort Ord unscheduled maintenance; security service at county office buildings; and body worn cameras in the Sheriff's Office.

Capital Projects \$293.1 million. The Public Works, Facilities and Parks Department submitted requests for capital projects including improvements to county-owned buildings, improvements and repairs to Lake Nacimiento and Lake San Antonio, and repairs at several CSD's and CSA's.

Recommended Augmentations

During the April Budget Workshop, the Board gave general policy direction to staff which is represented in the Recommended Budget to the extent of resource availability. As in prior years, all discretionary revenue was allocated to departments in the baseline budget, thus discretionary revenue was not available for augmentations. Staff identified funding sources primarily consisting of \$10.9 million from ongoing funding previously allocated to the supplemental UAL contribution. Other funding includes fully allocating unspent ARPA funds and reserves to fund appropriate one-time needs. The funding sources for recommended augmentations include:

- **\$10.4 million GFC freed up from suspension of supplemental UAL contribution.** By suspending this charge, funding is provided to restore 30 positions and status quo augmentations to various departments.
- **\$1.6 million in ARPA Funds.** The last of ARPA funds are included in the Recommended Budget, including \$1.0 million to fund roll over projects in the General Fund including a climate action plan, a crime prevention program, the Emergency Operations Plan, and a broadband project. Additionally, \$600,000 in funding for ITD end-of-life replacement of the data center system in the capital project fund.
- **\$4.4 million in one-time funds.** The ITD assignment (\$1.1 million) is funding equipment replacement for end-of-life network and radio improvements. The Cannabis assignment (\$1.5 million) is funding the body-worn camera system in the Sheriff's Office and partially funding a position in the Department of Emergency Management. The building improvement and replacement (\$1.0 million) funds unscheduled maintenance to county facilities. The disaster assignment (\$550,000) funds an agreement to manage cost recovery through FEMA for previous disaster response.

General Fund Augmentations - In reviewing requests for augmentation, staff prioritized recommendations based on feedback received at the budget workshop. Staff prioritized augmentation requests with at-risk filled and vacant positions, leverage sustainable revenue from other agencies, and meet critical infrastructure needs. In total, staff recommend \$15.6 million (net of offsetting revenues) in augmentations in the General Fund.

Row Labels	FTE	Expenditures	Revenues	Sum of Net Request	Recommended
001	52.4	20,566,278	4,735,420	15,830,858	15,630,859
Auditor-Controller	1.0	152,525		152,525	152,525
Civil Rights Office	0.0	15,000		15,000	15,000
Cooperative Extension Service	0.4	44,148		44,148	44,148
County Administrative Office	1.0	2,436,754	1,176,306	1,260,448	1,260,448
Department of Emergency Management	0.0	1,450,707		1,450,707	1,450,708
District Attorney	1.0	163,777	163,777	-	-
Elections	0.0	500,000		500,000	500,000
Health	5.0	1,386,431	936,458	449,973	449,973
Housing and Community Development	0.0	1,174,885		1,174,885	974,885
Human Resources	1.0	292,429		292,429	292,429
Information Technology	0.0	290,667		290,667	290,667
Probation	0.0	478,943		478,943	478,943
Public Defender	3.0	665,388	480,729	184,659	184,659
Public Works, Facilities & Parks	0.0	3,310,838		3,310,838	3,310,838
Sheriff-Coroner	37.0	7,124,348	1,508,558	5,615,790	5,615,790
Social Services	3.0	1,079,438	469,592	609,846	609,846
028	7.0	1,039,633	1,039,633	-	-
Emergency Communications	7.0	1,039,633	1,039,633	-	-
404	0.0	1,700,000	1,700,000	-	-
Information Technology	0.0	1,700,000	1,700,000	-	-
Grand Total	59.4	23,305,911	7,475,053	15,830,858	15,630,859

Recommended augmentations funded 7.4 filled and 30.0 vacant positions at risk due to cost pressures. Augmentations also approved 22 new positions, of which 21 were funded entirely with departmental revenue in the departments of Health, Social Services, Sheriff's Office, Public Defender, District Attorney's Office, and CAO. Recommended augmentations include:

- \$5.6 million to the Sheriff's Office includes \$1.6 million from the cannabis assignment to cover the initial cost of the body-worn camera system and \$4.0 million from suspension of the supplemental UAL contribution to restore 29 positions (including 7.0 filled). Eight new positions were approved including six positions for the new CalAIM program and two positions for the Inmate Welfare program, all funded by departmental revenue.
- \$3.3 million for Public Works, Facilities & Parks including \$2.1 million from suspension of the supplemental UAL contribution to fund custodial and security services throughout the county buildings; \$1.0 million from the resource planning fund for unscheduled maintenance in county facilities; and \$200,000 for fire fuel abatement.
- \$1.5 million for the Department of Emergency Management including \$600,000 from suspension of the supplemental UAL contribution to establish a critical operating budget for the Emergency Operations Center to be able to respond to disasters; \$550,000 from the disaster assignment to fund management of cost recovery for prior disaster response; and funding for a new management analyst, Emergency Operations Plan, and Strategic Plan.
- \$1.3 million to the County Administrative Office including \$906,441 from suspension of the supplemental UAL contribution to establish operating budgets for homeless, communications, and sustainability programs and to fund contracts for legislative advocacy and other agreements. Augmentations also added a new management analyst for the homeless program funded with department revenue and the Climate Action Plan funded with ARPA funds.
- \$2.0 million to the Information Technology Department including \$1.1 million funded by the Information Technology assignment for network end-of-life replacement, radio site power improvements, and zoom phones. An additional \$600,000 from ARPA is recommended for replacement of data center system and \$290,667 of ARPA funds the continuation of the broadband project next fiscal year.

- \$974,885 to Housing and Community Development from suspension of the supplemental UAL contribution to fund on call services for planning checks, the Chualar community plan, and the general plan update.
- \$500,000 to the Elections Department from suspension of the supplemental UAL contribution to cover increased operational expenses such as printing, mailing, and higher temporary labor related to the Presidential Election scheduled next fiscal year.
- \$609,846 to Social Services from suspension of the supplemental UAL contribution to cover increased wage and health benefits for IHSS care providers and for the Schuman HeartHouse. Social Services also adds three new positions, including two office assistants for the new CalAIM program, which ensures that individuals released from incarceration are screened for Medi-Cal eligibility. The other position is a new assistant deputy director in the Family and Children Services branch. The three new positions are funded with departmental revenue.
- \$478,943 to Probation to fund maintenance at the juvenile hall and to cover revenue loss resulting from suspension of the supplemental UAL contribution, for which the department previously claimed reimbursement.
- \$449,973 to Health including \$227,973 in ARPA funds for the crime prevention program rolled to next fiscal year and \$222,000 from suspension of the supplemental UAL contribution for low cost spay/neuter mobile clinics and a pet education grant program. The Department also added five new positions funded by program revenue including three positions in clinic services, one in animal services, and one in the public guardian division.
- \$292,429 to Human Resources to restore a vacant management analyst, for legal services, and training and development cost.
- \$152,525 to the Auditor-Controller to add a new internal auditor position.
- The Public Defender adds three new positions including an investigator, an attorney, and a management analyst, all funded by AB109 realignment funds.
- The District Attorney adds one new management analyst, funded with AB109 realignment funds to assist with new mandates resulting from the Racial Justice Act.
- Other augmentations include \$332,869 to the Emergency Communications to restore seven dispatchers, \$44,148 to Cooperative Extension to restore a partial filled secretary position, \$15,000 to Civil Rights for an internship program related to language interpretation,

Remaining Unfunded Needs

Remaining unfunded requests are described below, and Attachment B includes further detail. Unfunded requests total \$7.6 million; while unfunded capital project augmentations total \$293.1 million.

Row Labels	Sum of Requested FTE	Sum of Requested Expenditures	Sum of Requested Revenues	Sum of Net Request
001	32.5	7,456,075	576,141	6,879,934
Capital Improvements	0.0	183,515	90,125	93,390
Contribution to Other Funds	0.0	600,000		600,000
New Mandated Program/Service w/ General Fund Funding	1.0	334,659		334,659
New Mandated Program/Service w/ Outside Funding	1.0	294,164	294,164	-
New Program/Service w/ General Fund Funding	0.5	497,023		497,023
New Program/Service w/ Outside Funding	0.0	496,000		496,000
Request New Position	30.0	3,470,094	191,852	3,278,242
Status Quo Other	0.0	1,580,620		1,580,620
151	0.0	709,793		709,793
Contribution to Other Funds	0.0	709,793		709,793
Grand Total	32.5	8,165,868	576,141	7,589,727

New position requests. A total of 32.5 new positions were not recommended including: 23 positions in the Sheriff's Office (\$2.6 million) including 17 sworn positions and six professional staff to expand managerial oversight and jail staffing; three Parks positions in Public Works, Facilities, and Parks (\$326,239) including two positions for Jacks Peak park and Fort Ord and one North County park ranger; two positions in the Auditor-Controller (\$249,458); two positions for animal services in Health (\$109,054) that are partially funded with program revenue; and 2.5 positions in Public Defender including an investigator, an attorney, and office assistant to address growing workloads.

Unfunded needs in Health. Requests for a camera and key access system are not included in the Recommended Budget. The request for a vaping prevention program to be funded by JUUL settlement funds (\$496,000) also remains unfunded.

Unfunded needs in Public Works, Facilities & Parks. \$1.7 million in requests for status quo needs including salary and benefit savings restoration to allow the department to fill vacancies, utilities for shared facilities, new security service at library branches and other County offices, and the Fort Ord unscheduled maintenance. Additionally, the request for contribution to the Pájaro sanitation system maintenance (\$709,793) is not included.

Unfunded Capital Projects. Capital improvement requests of \$293.1 million are not included as they are unfunded. Requests include improvements to the various County owned facilities such as health clinics, the jail, juvenile hall, libraries, the Lakes, etc. A listing of the requests is provided in Attachment B. Detail of additional unfunded needs by department can be found in Attachment B.

Next Steps

The Recommended Budget will be presented at the Budget Hearings commencing on May 29th, where staff will present an overview of the spending plan and the Board will hear presentations from Department Heads and receive input from individuals and organizations within the community. During the hearing, the Board may make additions, reductions or modifications to the recommended spending plan. Financing sources for potential modifications are discussed below.

- **Contingencies appropriation.** In accordance with Board policy, the budget includes 1% of estimated General Fund revenues (\$8.4 million for FY 2024-25) set aside for operational contingencies that arise next year. Contingencies is considered one-time funding; therefore, to the extent these funds are utilized to fund ongoing operations, funding gaps will emerge in the subsequent budget cycle.
- **Redirection of resources.** The Board can direct staff to delete or modify County programs or contributions to other agencies that are funded in the Recommended Budget and redirect those resources to fund other requests.

Other Funds

This section summarizes the Recommended Budget and anticipated fund balance for other major funds. Fund balance information for FY 2022-23 is derived from the County's financial system, which is different than what is presented in the Annual Comprehensive Financial Report (ACFR), which contains adjustments required per GASB to report changes in fair market value of investments.

Natividad Medical Center (NMC)

The Recommended Budget for the NMC enterprise fund totals \$426.5 million in expenditures, financed by \$440.2 million in revenue, resulting in a \$13.7 million increase in fund balance.

Natividad Medical Center	Actuals 2022-23	Adopted Budget 2023-24	Current Year Estimate 2023-24	Recommended 2024-25
A. Beginning Fund Balance	\$ 370,753,551	\$ 400,985,243	\$ 400,985,243	\$ 419,106,690
B. Revenue	521,759,730	412,886,422	428,072,224	440,185,028
C. Use of Fund Balance	-	-	-	-
D. Total Financing, A+B+C	892,513,281	813,871,665	829,057,467	859,291,718
E. Expenditures	491,528,038	399,347,035	409,950,777	426,455,576
F. Assignments to Fund Balance	-	-	-	-
G. Total Financing Uses E+F	491,528,038	399,347,035	409,950,777	426,455,576
H. Ending Fund Balance	400,985,243	414,524,630	419,106,690	432,836,142

Personnel costs and medical operating costs are the largest cost drivers in the

budget. Personnel costs are budgeted at \$286.2 million, an increase of \$15.5 million from the FY 2023-24 Adopted Budget. The increase includes an additional 28.75 full-time equivalent (FTE) positions where the growth is primarily in nursing and volume-driven departments such as Medical/Surgical and Emergency. Employee step advances, higher employee benefit costs, and pay raises also contribute to the increase in personnel costs. Service and supplies are budgeted at \$111.9 million, an increase of \$12.1 million over the FY 2023-24 Adopted Budget. The increase is largely made up of an anticipated increases in medical supplies and professional services usage.

The \$27.3 million increase in revenue over the FY 2023-24 Adopted Budget is largely attributed to an increase in revenues from patient services and intergovernmental funding. The California Department of Health Care Services announced the approval of California Advancing and Innovating Medi-Cal (CalAIM) by the Centers for Medicare and Medicaid Services (CMS) in December 2021. This is the new Waiver for California's public safety net providers effective January 1, 2022 through December 31, 2026.

The funding levels and regulations for Medicaid funding continues to be evaluated by the Centers for Medicaid and Medicare. NMC will be monitoring the CalAIM initiative (California Advancing and Innovating Medi-Cal) that may impact utilization of inpatient/outpatient hospital services and reimbursement. CalAIM may become the proposed model for a new five year Medicaid waiver through CMS with different reporting requirements and new payment methodology. NMC has a capital project fund to provide funding for capital projects exceeding \$100,000 in cost. NMC transfers funding as needed from the enterprise fund to the capital project fund and draws from the fund to pay for the projects.

Road Fund

The Recommended Budget for the Road Fund includes \$77.9 million in expenditures, supported by an estimated \$61.3 million in revenues, requiring the use of \$16.6 million in fund balance.

Road Fund	Actuals 2022-23	Adopted Budget 2023-24	Current Year Estimate 2023-24	Recommend 2024-25
A. Beginning Fund Balance	\$18,451,472	\$30,426,610	\$30,426,610	\$ 20,403,267
B. Revenue	82,487,485	61,572,791	59,654,741	61,290,800
C. Total Financing, A+B	100,938,957	91,999,401	90,081,351	81,694,067
D. Expenditures	70,512,347	76,196,989	69,678,084	77,900,547
E. Ending Fund Balance, C-D	\$30,426,610	\$15,802,412	\$20,403,267	\$ 3,793,520

The Road Fund has multiple funding sources, which include State Highway User Tax Account (HUTA); TOT; Road Maintenance and Rehabilitation Account (RMRA)/SB1; local use tax ordinance Measure X; funding from grants and

programs such as the Federal Highway Administration (FHWA) and Regional Surface Transportation Block Grant Program (RSTP); and non-road reimbursable work.

The \$9.5 million contribution received from TOT is used to meet HUTA, SB1, and Measure X Maintenance of Effort (MOE) requirements. The MOE stipulates the County provide General Fund resources for street and highway purposes so that state and local funds supplement, not supplant, transportation expenditures. The MOE calculation for Measure X is indexed annually to the Engineering News-Record construction index, according to the ordinance. The Local Road Rehabilitation Program (Districts 1-4) and the Litter Abatement Program are among the expenditures.

The Road Fund work plan includes \$41.4 million in projects, most notably infrastructure projects like the completion of construction at Hunter Lane (\$7.0 million); the start of construction of Las Lomas Drive Bike (\$2.9 million); Elkhorn Road Rehabilitation (\$7.4 million); construction of Laureles Grade Road Roundabout (\$2.6 million); Alisal Road Rehabilitation (\$2.4 million); the start of new Local Road Rehabilitation Program (\$1.4 million); general engineering, administration, equipment, and vehicle acquisitions (\$7.8 million); and non-road projects (\$1.4 million). Also included in the work plan is \$27.3 million for road and bridge maintenance in San Miguel, Monterey, Greenfield and San Ardo districts. Road and bridge maintenance includes operational contingencies and strategic reserve to fund emergencies associated with disaster response (\$3.5 million);

Fund balance is anticipated to decrease because projects are partially funded with Road Fund reserves. In FY 2024-25, fund balance decreases from \$20.4 million to \$3.8 million, as planned projects from Measure X and SB1 are initiated and completed. Revenue from federally funded projects is expected to decline as projects are completed in the FY 2024-25.

County Library Fund

The Monterey County Free Libraries (MCFL) was established in 1911 to provide library services to communities. Library operations are primarily funded through its own share of property tax.

The Recommended Budget includes \$14.2 million in expenditures financed by \$12.3 million in anticipated revenues, and utilization of \$2.0 million in fund balance. Expenditures increase by \$2.8 million, while revenues increased \$606,289. Higher expenditures are due primarily to an increase of \$1.3 million in cost plan charges and higher operating expenses of \$1.2 million related to projects in three library branches including: furniture, fixtures and equipment in the new Gonzales library, landscaping in San Lucas library, and rehabilitation of the Pájaro branch. These projects are anticipated to be funded from fund balance.

Most of the Library's revenues are derived from property taxes which account for \$11.4 million or 93% of revenues; property taxes are increasing \$557,682 from the adopted budget.

Local Revenue Fund 2011

The Local Revenue Fund supports public safety, behavioral health, and social services programs. The Recommended Budget includes revenue of \$94.5 million and expenditures (operating transfers out for the various public safety, health,

Monterey County Free Library	Actuals 2022-23	Adopted Budget 2023-24	Current Year Estimate 2023-24	Recommend 2024-25
A. Beginning Fund Balance	\$ 6,273,441	\$ 7,828,652	\$ 7,828,652	\$ 8,255,569
B. Revenue	13,965,031	11,644,157	11,774,792	12,250,446
C. Total Financing, A+B	20,238,472	19,472,809	19,603,444	20,506,015
D. Expenditures	12,409,820	11,410,580	11,347,875	14,212,669
E. Ending Fund Balance, C-D	\$ 7,828,652	\$ 8,062,229	\$ 8,255,569	\$ 6,293,346

Local Revenue Fund 2011	Actuals 2022-23	Adopted Budget 2023-24	Current Year Estimate 2023-24	Recommend 2024-25
A. Beginning Fund Balance	\$51,462,458	\$73,363,016	\$73,363,016	\$77,258,773
B. Revenue	100,062,173	93,536,370	90,304,544	94,526,443
C. Total Financing, A+B	151,524,631	166,899,386	163,667,560	171,785,216
D. Expenditures	78,161,615	97,332,470	86,408,787	100,628,344
E. Ending Fund Balance, C-D	\$73,363,016	\$69,566,916	\$77,258,773	\$71,156,872

and social services programs) of \$100.6 million, exceeding revenues by \$6.1 million. The use of fund balance is primarily to cover authorized uses in probation (\$4.5 million), public defender (\$1.1 million), and behavioral health programs (\$512,000).

Behavioral Health Fund

The Recommended Budget for the Behavioral Health Fund includes expenditures and revenues of \$172.6 million and \$166.7 million, respectively. Expenditures increase by \$6.2 million, and revenue increases \$7.2 million from the FY 2023-24

Behavioral Health	Actuals 2022-23	Adopted Budget 2023-24	Current Year Estimate 2023-24	Recommend 2024-25
A. Beginning Fund Balance	\$62,712,661	\$44,839,186	\$44,839,186	\$38,447,249
B. Revenue	130,290,780	159,522,461	163,670,677	166,740,943
C. Total Financing, A+B	193,003,441	204,361,647	208,509,863	205,188,192
D. Expenditures	148,164,254	166,379,440	170,062,614	172,626,425
E. Ending Fund Balance, C-D	\$44,839,186	\$37,982,207	\$38,447,249	\$32,561,767

Adopted Budget. The increase in expenditures is mainly due to costs of the Mental Health Rehabilitation Center (MHRC) which is funded by the Behavioral Health Continuum Infrastructure Program (BHCIP) Round 2 grant from the California Department of Health Care Services and other increases in contracts for the expansion of services. The increase in revenues is driven by the BHCIP grant and an increase in transfers in from 1991 and 2011 Realignment funds. The Recommended Budget provides a sustained level of programmatic expenditures. Fund balance use of \$5.9 million supports Behavioral Health's one-time expenditures to support program growth including \$4.8 million for the Mental Health Services Act - Prevention & Early Intervention (MHSA-PEI), MHSA-Innovation, MHSA-Workforce Education and Training, \$1.6 million for Whole Person Care to support the Health Administration in implementing the Recuperative Care Project, which offers shelter for individuals experiencing homelessness while recovering from illness, and funding to offer patients legal assistance from the California Rural Legal Assistance (CRLA) provided by clinics. Overall, revenue in the fund helps support the provision of a comprehensive array of behavioral health and substance use disorder services both in-house and through contracts with community-based organizations and culturally competent providers.

Health and Welfare Realignment Fund

The Health and Welfare Realignment Fund supports social services and health programs, through sales tax and Vehicle License Fees (VLF) apportioned by the state. The Recommended Budget includes expenditures of \$85.9 million and

Health & Welfare Realignment	Actuals 2022-23	Adopted Budget 2023-24	Current Year Estimate 2023-24	Recommend 2024-25
A. Beginning Fund Balance	\$56,606,441	\$61,225,549	\$61,225,549	\$51,525,650
B. Revenue	79,050,210	65,360,947	66,443,935	74,387,181
C. Total Financing, A+B	135,656,651	126,586,496	127,669,484	125,912,831
D. Expenditures	74,431,102	75,220,982	76,143,834	85,916,084
E. Ending Fund Balance, C-D	\$61,225,549	\$51,365,514	\$51,525,650	\$39,996,747

revenues of \$74.4 million, resulting in a fund balance use of \$11.5 million in FY 2024-25. When compared to the FY 2023-24 Adopted Budget, expenditures are estimated to increase by \$10.7 million while revenues increase \$9.0 million. The increase in appropriations is primarily due to higher operating transfers out to support an increase in caseloads for the CalWORKs and other programs in social services, as well as higher transfers to support programs in children's medical services, public health, and to cover revenue shortage resulting from CalAIM payment reform. Health is planning to utilize \$10.0 million in fund balance for: the Assembly Bill 85 (Chapter 24, Statutes of 2013) redirection payment (\$2.7 million); support of children's medical services and public health programs (\$3.7 million) including Enhance Care Management (ECM) program formerly funded with Whole Person Care funds; and CalAIM payment reform revenue gap (\$2.7 million). The Department of Social Services plans to use \$1.5 million in fund balance to support projected increase in caseload for programs.

Emergency Communications Fund

The Emergency Communications Department operates from a special revenue fund to provide emergency and non-emergency call answering and dispatch services to law enforcement, fire and emergency medical response agencies across the County. Costs are shared pursuant to the cost sharing formula in the 9-1-1 Service Agreement which allocates costs based on an equally weighted three-factor ratio of Population, Assessed Value, and Workload for each user agency. For every dollar of cost, approximately 70% is collected as revenue from non-county users and 30% is paid by the County for service provided to the Sheriff's Office, Probation Department and to subsidize the Fire Districts costs.

Emergency Communications	Actuals 2022-23	Adopted Budget 2023-24	Current Year Estimate 2023-24	Recommend 2024-25
A. Beginning Fund Balance	\$ 3,381,857	\$ 3,650,892	\$ 3,650,892	\$ 3,119,011
B. Revenue	12,704,625	14,188,933	14,182,419	14,649,287
C. Total Financing, A+B	16,086,483	17,839,825	17,833,311	17,768,298
D. Expenditures	12,435,591	14,734,982	14,714,300	14,649,287
E. Ending Fund Balance, C-D	\$ 3,650,892	\$ 3,104,843	\$ 3,119,011	\$ 3,119,011

The Recommended Budget includes \$14.6 million in expenditures, financed by \$14.6 million in revenue, with a fund balance of \$3,119,011. The Recommended Budget includes an augmentation of \$1,039,633 to restore seven vacant Communications Dispatcher II positions to maintain minimum status quo staffing levels, supported by \$706,764 in revenue from outside agencies and a County share of \$332,869. The Recommended Budget does not include a contribution to the Dispatch Reserve, which has reached its target. Overall expenditures decreased \$85,695 from the current year adopted budget.

Parks Lake & Resort Operations Fund

The Parks Lake and Resort Operations Fund is an enterprise fund for the operations of Nacimiento Resort & Recreation Area (Lake Nacimiento). Lake Nacimiento is a self-supporting entity, providing goods and services to the public for a fee. It is managed under an agreement with an external operator, Vista Recreation. The agreement allows for reimbursement of the operator's expenditures in addition to a monthly management fee and annual incentive fee. The County is responsible for capital expenses such as repairs to infrastructure.

Parks Lake & Resort Operations	Actuals 2022-23	Adopted Budget 2023-24	Current Year Estimate 2023-24	Recommend 2024-25
A. Beginning Fund Balance	\$ 2,323,807	\$ 2,488,242	\$ 2,488,242	\$ 2,948,777
B. Revenue	3,979,623	3,936,796	4,994,481	4,789,959
C. Total Financing, A+B	6,303,430	6,425,038	7,482,723	7,738,736
D. Expenditures	3,815,188	3,686,682	4,533,946	4,703,098
E. Ending Fund Balance, C-D	\$ 2,488,242	\$ 2,738,356	\$ 2,948,777	\$ 3,035,638

The Recommended Budget includes revenues of \$4.8 million. Revenue is lower than the current year estimate due to the elimination of the \$519,204 annual operating transfer from General Fund for the Lake Settlement loan payment, which is scheduled to be fully paid in FY 2023-24.

Operating revenues are anticipated to be 7% higher than current year estimate, assuming average-high water levels that will increase patronage and a full summer season. Last fiscal year's purchase of ten new boats, kayaks and paddle boats are anticipated to continue to increase boat rental, day use, lodging, camping, and fuel sales revenue. Some of the lodges at Lake Nacimiento are being renovated which will further boost the revenues, with the anticipation of increased lake guest attendance.

Total expenditures are projected at \$4.7 million or 3.6% higher than current-year estimate. Expenditures include capital projects of \$312,000 comprised of mobile home projects (funded by insurance proceeds set aside in fund balance and restricted for this project) and roof replacement. The Recommended Budget includes \$65,000 for capital asset purchase of replacement tow boats. Without these anticipated capital asset costs, net operating expenses for FY 2024-25 are budgeted at \$4.3 million, which is similar to current-year estimates.

The Recommended Budget will yield a net income of \$86,861, prior to the proper capitalization of the various capital projects and asset purchases. This will increase the net position from \$2.9 million to \$3.0 million.

Laguna Seca Recreation Area

Laguna Seca Recreation Area (LSRA), an enterprise fund, operates as a fee-for-service entity. LSRA provides services that include camping, daily track rentals, venue rentals, corporate team-building packages, and ticket sales to special events. Special events range from small local gatherings to world-renowned international events.

Laguna Seca Recreation Area	Actuals 2022-23	Adopted Budget 2023-24	Current Year Estimate 2023-24	Recommend 2024-25
A. Beginning Net Position	\$ 9,978,460	\$ 9,262,342	\$ 9,262,342	\$ 10,463,901
B. Revenue	18,486,510	27,031,008	31,159,474	22,587,817
C. Total Financing, A+B	28,464,970	36,293,350	40,421,816	33,051,718
D. Expenditures	19,202,628	27,293,894	29,957,915	23,984,364
E. Ending Net Position, C-D	\$ 9,262,342	\$ 8,999,456	\$ 10,463,901	\$ 9,067,354

The Recommended Budget includes \$22.6 million of revenues, a 28% reduction from current year estimate. The current year revenue estimate is significantly higher as the Rennsport event fell in FY 2023-24 (occurs every five years), and additional INDY and Ferrari events took place. Although revenue is anticipated to be lower next fiscal year, it is back to pre-pandemic levels. The recent completion of the Start/Finish Bridge and Track Resurfacing projects are expected to boost revenues in coming years, as it attracts more sponsors and race enthusiasts world-wide.

The Recommended Budget of \$24.0 million is an anticipated reduction of 20% from the current year estimate and aligns with the reduced revenues from one-time events. The budget includes \$0.4 million of operating transfer out to partially reimburse the \$1.6 million advance from GFC for the Start/Finish Bridge project. The remainder of this advance will be paid annually until FY 2027-28. The budget also includes \$1.0 million for ARPA funded projects for wastewater/sewer and water infrastructure.

Operating expenditures of \$22.6 million include \$1.0 million for Salaries and Benefits, \$19.5 million of Services and Supplies, \$1.7 million for Depreciation, and \$0.4 million for cost plan charges. Services and Supplies include professional and special services (\$12.6 million), various supplies including equipment rents and leases (\$3.8 million), insurance costs (\$0.9 million), transportation charges and services (\$0.6 million), medical-related services for big events (\$0.6 million), and other expenditures such as advertising and communication, facilities maintenance, and utilities.

Operating results for FY 2024-25 total a \$1.4 million net loss, resulting in a decrease to the net position from \$10.5 million to \$9.1 million.

Budget Hearings

Budget hearings to consider the FY 2024-25 Recommended Budget are scheduled to begin on Wednesday, May 29, 2024. The budget hearing schedule will be available online at the Monterey County Clerk of the Board's website on or about Friday, May 17, 2024.

Appropriation Limits

Article XIII B of the California State Constitution, Proposition 4, or the Gann Limitation, requires local agencies to calculate an appropriations limit, compile revenues that are subject to this limit, and make a comparison between the two. If the local agency's revenues (tax proceeds) exceed the limit, the law allows the voters to approve the increase, or the political entity must return the excess revenues to the taxpayers within two years.

The calculations for the County’s General Fund and Library Fund appropriations limit are prepared by the Auditor-Controller’s Office with assistance from the County Administrative Office. All districts are within their limits.

Supplemental Charts

This section provides supplemental information on the Recommended Budget including recommended appropriations by fund and department, General Fund expenditures and revenue, GFC, information on the County’s strategic reserve, and countywide positions.

Chart 1. Recommended Appropriations by Fund, All Funds (Millions)

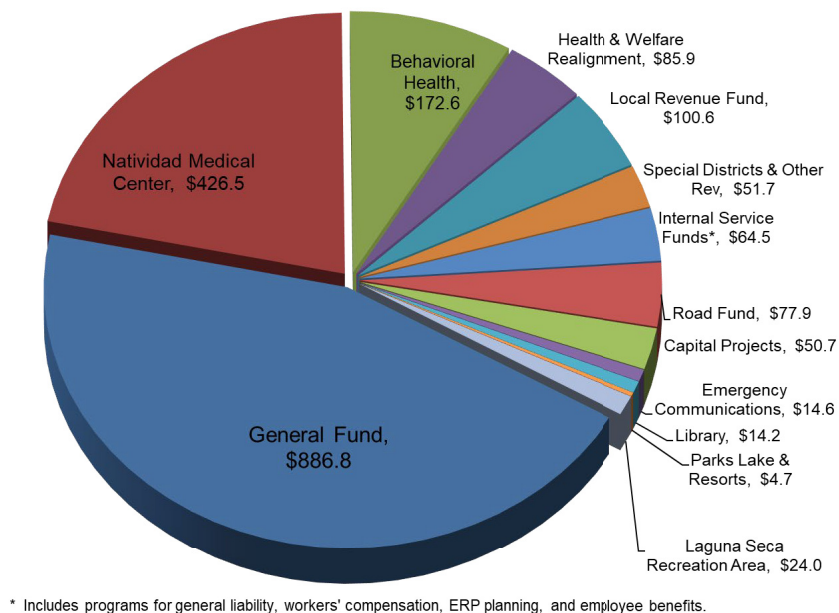
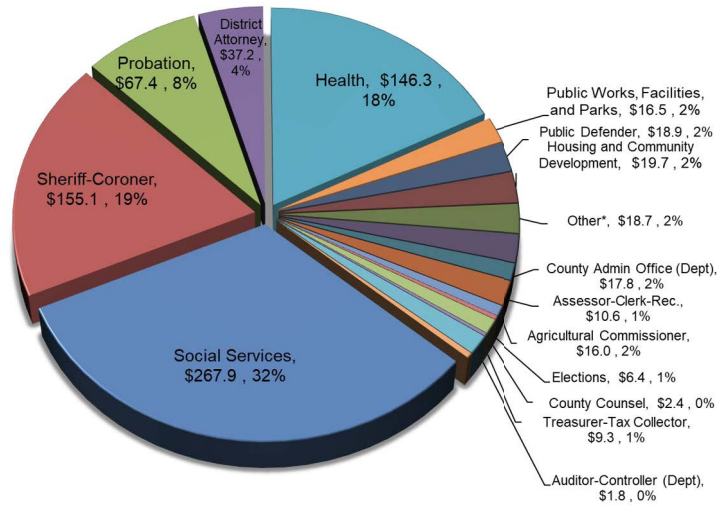
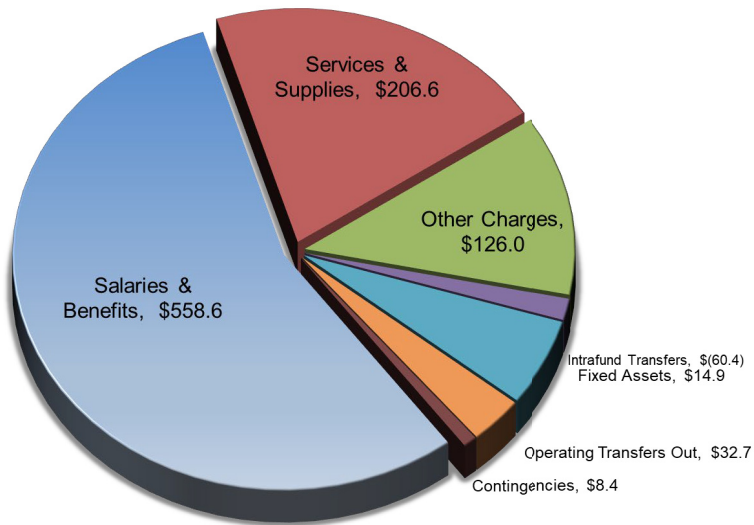


Chart 2. General Fund Appropriations by Department (Millions)



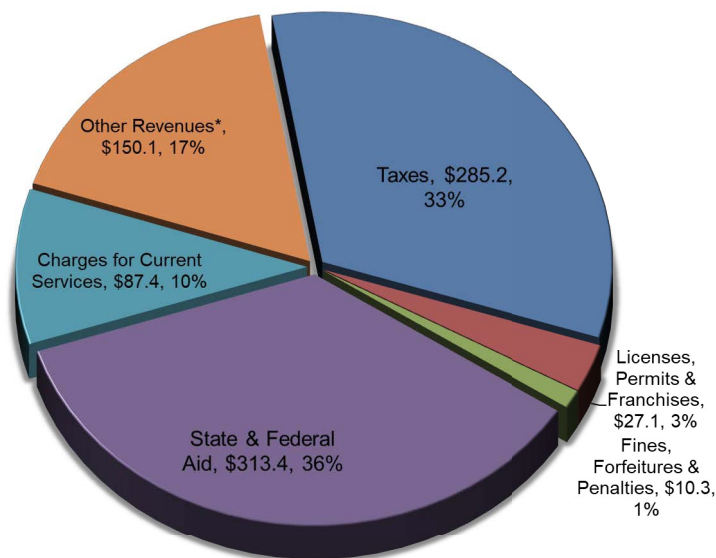
Excludes non-departmental costs.
 *Includes Human Resources, Board of Supervisors, Clerk of the Board, Civil Rights Office, Dept. of Emergency Management, and Cooperative Extension. Chart excludes non-departmental costs such as bond payments, trial courts, contributions to fire districts and

Chart 3. General Fund Expenditures by Category (Millions)



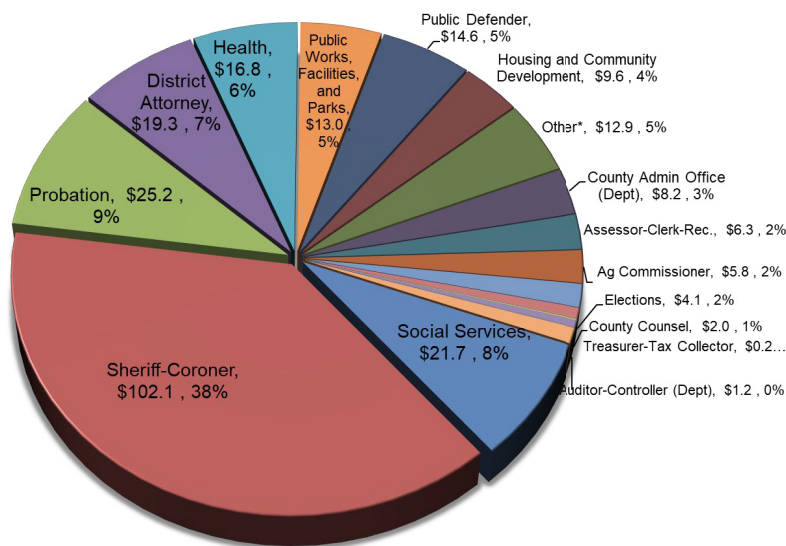
* Other Charges include \$80.4 million for public assistance & out of home care payments. Intrafund Transfers of \$54.3 million are reflected as negative expenditures and represent transfers to County departments for support of various programs/projects from other funds for reimbursement for services provided to non-general fund departments.

Chart 4. General Fund Sources of Revenue (Millions)



* Includes operating transfers into the general fund from other funds (\$136.6 million), tobacco settlement monies (\$4.3 million), investment income (\$3.8 million), and various miscellaneous revenues.

Chart 5. General Fund Contributions by Department (Millions)

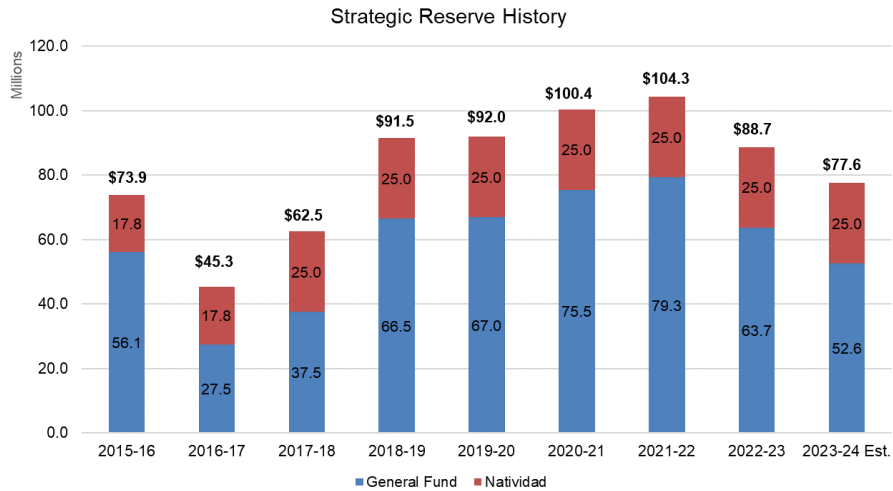


*Includes Human Resources, Board of Supervisors, Clerk of the Board, Civil Rights Office, Dept of Emergency Management, and Cooperative Extension. Chart excludes non-departmental costs such as bond payments, trial courts, contributions to fire districts and other agencies, and various miscellaneous countywide expenditures.

Strategic Reserve

The chart below reflects funds set aside in the strategic reserve. The General Fund portion was \$63.7 million at the end of FY 2022-23. During the current year, the County has utilized \$11.1 million of the reserve, bringing the General Fund Strategic Reserve to an estimated \$52.6 million. Based on the estimated balance, the reserve is currently at 6.0% of estimated General Fund revenues, which is below the 10% policy target. NMC has a designated reserve of \$25.0 million.

Chart 6. Strategic Reserve (Millions)



County Employees

The table below summarizes the authorized positions in all funds by department and recommended changes from the FY 2023-24 Adopted Budget.

Table 1. Position Summary

Department	2023-24		Change
	Adopted	Recommended	
Natividad Medical Center	1,473.0	1,501.8	28.8
Health	1,271.3	1,268.3	(3.0)
Social Services	925.0	929.0	4.0
Sheriff-Coroner	470.0	478.0	8.0
Probation	298.5	300.5	2.0
Housing & Community Development	104.0	104.0	-
Public Works, Facilities, & Parks	277.5	277.5	-
District Attorney	160.0	161.0	1.0
Child Support Services	82.0	82.0	-
Information Technology	110.0	110.0	-
Ag Commissioner	75.0	75.0	-
Emergency Communications	75.0	75.0	-
Library	66.5	66.0	(0.5)
Assessor	65.0	65.0	-
CAO	76.0	78.0	2.0
Public Defender	60.0	62.0	2.0
Treas-Tax Collector	49.0	49.0	-
Auditor-Controller	56.5	57.5	1.0
County Counsel	54.0	54.0	-
Human Resources	42.0	42.0	-
Board of Supervisors	20.0	20.0	-
Dept. of Emergency Management	9.0	11.0	2.0
Clerk of the Board	5.0	5.0	-
Cooperative Extension Service	3.0	3.0	-
Civil Rights Office	5.0	5.0	-
Elections	12.0	12.0	-
Total	5,844.3	5,891.6	47.3

Attachment A

Monterey County ARPA Plan Expenditure Summary						
Updated 05/02/2024						
General Fund						
Department	Actual Expenses			Budgeted	Allocated	Total
	FY 2020-21	FY 2021-22	FY 2022-23	FY 2023-24	FY 2024-25	All Years
Ag Commissioner	\$ -	\$ 222,353				\$ 222,353
Assessor-Clerk Recorder				\$ 545,159		\$ 545,159
Auditor Controller	\$ -	\$ 167,200	\$ 356,590			\$ 523,790
Board of Supervisors	\$ -	\$ -	\$ 234,506			\$ 234,506
Civil Rights	\$ -	\$ 50,799	\$ 199,010	\$ 38,294		\$ 288,103
Clerk of the Board	\$ -	\$ -	\$ 102,727			\$ 102,727
Cooperative Extension				\$ 40,118		\$ 40,118
County Administrative Office	\$ 4,989,651	\$ 2,669,030	\$ 2,605,688	\$ 2,392,864	\$ 1,075,000	\$ 13,732,234
County Administrative Office EOC	\$ 747,169	\$ (747,169)	\$ -	\$ 100,000		\$ 100,000
County Counsel	\$ -	\$ 107,494	\$ 517,710			\$ 625,204
Department of Emergency Management				\$ 215,354	\$ 230,354	\$ 445,708
District Attorney	\$ -	\$ 237,000	\$ 1,687,964	\$ 100,325		\$ 2,025,289
Elections				\$ 1,460,659		\$ 1,460,659
Health	\$ 2,045,677	\$ 6,329,477	\$ 1,955,732	\$ 599,148	\$ 227,973	\$ 11,158,007
Housing and Community Development	\$ -	\$ 934,112	\$ 520,000	\$ 320,906		\$ 1,775,018
Human Resources	\$ -	\$ 349,545	\$ 652,660	\$ 50,000		\$ 1,052,204
Information Technology	\$ -		\$ 1,395,901	\$ 3,809,333	\$ 290,667	\$ 5,495,901
Probation	\$ -	\$ 371,012	\$ 12,558	\$ 136,182		\$ 519,752
Public Defender	\$ -	\$ 504,002	\$ 559,549	\$ 292,970		\$ 1,356,521
Public Works Facilities and Parks	\$ 424,720	\$ 3,400,726	\$ 1,414,394	\$ 1,523,102		\$ 6,762,943
Sheriff Coroner	\$ 504,038	\$ 2,906,798	\$ 3,812,723	\$ 3,380,255	\$ 160,451	\$ 10,764,265
Social Services	\$ 256,989	\$ 223,822	\$ 1,518,629	\$ 2,114,659		\$ 4,114,099
Social Services (storm- general asst)			\$ 25,575			\$ 25,575
Treasurer Tax Collector	\$ -	\$ 61,810		\$ 38,203		\$ 100,013
Totals General Fund	\$ 8,968,245	\$ 17,788,011	\$ 17,571,916	\$ 17,157,531	\$ 1,984,445	\$ 63,470,148
Other Funds						
	Actual Expenses			Allocated	Allocated	Total
	FY 2020-21	FY 2021-22	FY 2022-23	FY 2023-24	FY 2024-25	All Years
Emergency Communications	\$ -	\$ 278,046		\$ 115,489		\$ 393,535
Public Works - Carmel Lagoon		\$ 96,867	\$ 110,583	\$ 49,444		\$ 256,894
Public Works - prop 68		\$ -	\$ 63,001	\$ 94,857		\$ 157,858
Public Works - Road Fund	\$ -	\$ 110,000				\$ 110,000
Public Works - Boronda CSD	\$ -	\$ 38,993				\$ 38,993
Public Works - San Jerardo CSD	\$ -	\$ 35,159	\$ 131,341			\$ 166,500
Public Works - Pajaro CSD	\$ -	\$ -	\$ 1,178,797	\$ 1,160,163		\$ 2,338,960
Public Works - Capital Projects	\$ -	\$ 1,655,119	\$ 7,024,104	\$ 3,391,756	\$ 4,416,628	\$ 16,487,607
Public Works - Health HVAC	\$ -	\$ -	\$ 22,346			\$ 22,346
Workforce Development Board Fund	\$ 745,342	\$ 145,425				\$ 890,766
Totals Other Funds	\$ 745,342	\$ 2,359,609	\$ 8,530,173	\$ 4,811,709	\$ 4,416,628	\$ 20,841,114
Grand Total Obligated County	\$ 9,713,586	\$ 20,147,619	\$ 26,102,089	\$ 21,969,240	\$ 6,401,073	\$ 84,311,261
Federal Allocation			\$ 55,963,295			\$ 84,311,261
Unallocated						\$ (0)

*FY 2023-24 Allocated amounts reflect reductions for amounts rolled-over to FY 2024-25.

Attachment B

General Fund – Recommended Augmentations, by funding source

Row Labels	Sum of Requested FTE	Sum of Requested Expenditures	Sum of Requested Revenues	Sum of Net Request	Sum of Recommended Total
Additional GFC	0.4	525,330		525,330	525,330
Civil Rights Office	0.0	15,000		15,000	15,000
Cooperative Extension Service	0.4	44,148		44,148	44,148
Human Resources	0.0	130,000		130,000	130,000
Probation	0.0	136,182		136,182	136,182
Public Works, Facilities & Parks	0.0	200,000		200,000	200,000
ARPA Carryover	0.0	1,023,994	1,023,993	1	1
County Administrative Office	0.0	275,000	1,023,993	(748,993)	(748,993)
Department of Emergency Management	0.0	230,354		230,354	230,354
Health	0.0	227,973		227,973	227,973
Information Technology	0.0	290,667		290,667	290,667
Cannabis Assignment	0.0	2,051,445	349,800	1,701,645	1,701,645
Department of Emergency Management	0.0	70,354		70,354	70,354
Sheriff-Coroner	0.0	1,981,091	349,800	1,631,291	1,631,291
Departmental Revenue	20.0	3,265,627	3,265,627	-	-
County Administrative Office	1.0	152,313	152,313	-	-
District Attorney	1.0	163,777	163,777	-	-
Health	5.0	840,458	840,458	-	-
Public Defender	2.0	480,729	480,729	-	-
Sheriff-Coroner	8.0	1,158,758	1,158,758	-	-
Social Services	3.0	469,592	469,592	-	-
Disaster Recovery	0.0	550,000		550,000	550,000
Department of Emergency Management	0.0	550,000		550,000	550,000
Fund 478	0.0	1,000,000		1,000,000	1,000,000
Public Works, Facilities & Parks	0.0	1,000,000		1,000,000	1,000,000
GFC Transfer	1.0	152,525		152,525	152,525
Auditor-Controller	1.0	152,525		152,525	152,525
ITD Assignment	0.0	1,100,000		1,100,000	1,100,000
County Administrative Office	0.0	1,100,000		1,100,000	1,100,000
Restricted Funds	1.0	184,659		184,659	184,659
Public Defender	1.0	184,659		184,659	184,659
UAL Program Suspension	30.0	10,712,699	96,000	10,616,699	10,416,699
County Administrative Office	0.0	909,441		909,441	909,441
Department of Emergency Management	0.0	600,000		600,000	600,000
Elections	0.0	500,000		500,000	500,000
Health	0.0	318,000	96,000	222,000	222,000
Housing and Community Development	0.0	1,174,885		1,174,885	974,885
Human Resources	1.0	162,429		162,429	162,429
Probation	0.0	342,761		342,761	342,761
Public Works, Facilities & Parks	0.0	2,110,838		2,110,838	2,110,838
Sheriff-Coroner	29.0	3,984,499		3,984,499	3,984,499
Social Services	0.0	609,846		609,846	609,846
Grand Total	52.4	20,566,278	4,735,420	15,830,858	15,630,859

All Funds – Recommended Augmentations, by funding source

Row Labels	Sum of Requested	Sum of Requested FTE	Sum of Requested Expenditures	Sum of Requested Revenues	Sum of Net Request	Sum of Recommended
001	52.4		20,566,278	4,735,420	15,830,858	15,630,859
Additional GFC	0.4		525,330		525,330	525,330
Civil Rights Office	0.0		15,000		15,000	15,000
Cooperative Extension Service	0.4		44,148		44,148	44,148
Human Resources	0.0		130,000		130,000	130,000
Probation	0.0		136,182		136,182	136,182
Public Works, Facilities & Parks	0.0		200,000		200,000	200,000
ARPA Carryover	0.0		1,023,994	1,023,993	1	1
County Administrative Office	0.0		275,000	1,023,993	(748,993)	(748,993)
Department of Emergency Management	0.0		230,354		230,354	230,354
Health	0.0		227,973		227,973	227,973
Information Technology	0.0		290,667		290,667	290,667
Cannabis Assignment	0.0		2,051,445	349,800	1,701,645	1,701,645
Department of Emergency Management	0.0		70,354		70,354	70,354
Sheriff-Coroner	0.0		1,981,091	349,800	1,631,291	1,631,291
Departmental Revenue	20.0		3,265,627	3,265,627		
County Administrative Office	1.0		152,313	152,313	-	-
District Attorney	1.0		163,777	163,777	-	-
Health	5.0		840,458	840,458	-	-
Public Defender	2.0		480,729	480,729	-	-
Sheriff-Coroner	8.0		1,158,758	1,158,758	-	-
Social Services	3.0		469,592	469,592	-	-
Disaster Recovery	0.0		550,000		550,000	550,000
Department of Emergency Management	0.0		550,000		550,000	550,000
Fund 478	0.0		1,000,000		1,000,000	1,000,000
Public Works, Facilities & Parks	0.0		1,000,000		1,000,000	1,000,000
GFC Transfer	1.0		152,525		152,525	152,525
Auditor-Controller	1.0		152,525		152,525	152,525
ITD Assignment	0.0		1,100,000		1,100,000	1,100,000
County Administrative Office	0.0		1,100,000		1,100,000	1,100,000
Restricted Funds	1.0		184,659		184,659	184,659
Public Defender	1.0		184,659		184,659	184,659
UAL Program Suspension	30.0		10,712,699	96,000	10,616,699	10,416,699
County Administrative Office	0.0		909,441		909,441	909,441
Department of Emergency Management	0.0		600,000		600,000	600,000
Elections	0.0		500,000		500,000	500,000
Health	0.0		318,000	96,000	222,000	222,000
Housing and Community Development	0.0		1,174,885		1,174,885	974,885
Human Resources	1.0		162,429		162,429	162,429
Probation	0.0		342,761		342,761	342,761
Public Works, Facilities & Parks	0.0		2,110,838		2,110,838	2,110,838
Sheriff-Coroner	29.0		3,984,499		3,984,499	3,984,499
Social Services	0.0		609,846		609,846	609,846
028	7.0		1,039,633	1,039,633		
Departmental Revenue	7.0		1,039,633	1,039,633		
Emergency Communications	7.0		1,039,633	1,039,633	-	-
404	0.0		1,700,000	1,700,000		
ARPA Unspent Dollars	0.0		600,000	600,000		
Information Technology	0.0		600,000	600,000	-	-
ITD Assignment	0.0		1,100,000	1,100,000		
Information Technology	0.0		1,100,000	1,100,000	-	-
Grand Total	59.4		23,305,911	7,475,053	15,830,858	15,630,859

Unfunded Augmentations, by Department

Row Labels	Sum of Requested FTE	Sum of Requested Expenditures	Sum of Requested Revenues	Sum of Net Request
001	32.5	7,456,075	576,141	6,879,934
Auditor-Controller	2.0	249,458		249,458
Accounting Tech Backfill	1.0	124,362		124,362
Internal Auditor II	1.0	125,096		125,096
County Administrative Office	0.0	697,298		697,298
ITD Capital Project Data Center EOL	0.0	600,000		600,000
Prundale Senior Center	0.0	5,000		5,000
Sustainability Civic Spark Fellows	0.0	31,000		31,000
Temp MAii 0.5 FTE	0.0	61,298		61,298
Health	2.0	893,809	195,365	698,444
AUG Camera System	0.0	53,015	26,036	26,979
AUG Key Access System	0.0	80,500	39,534	40,966
AUG OAI	1.0	95,654	46,976	48,678
AUG Potable Water Tank	0.0	50,000	24,555	25,445
JUUL - Vaping Prevention, Education and Cessation	0.0	496,000		496,000
Human Resources	0.0	88,998		88,998
Temporary Services-OA II	0.0	62,118		62,118
Probation	0.0	247,504		247,504
Leave Buyback Unit M, N, L, F, J, X, XZ & Y	0.0	163,143		163,143
Recruitment Professional Services	0.0	84,361		84,361
Public Defender	2.5	528,548	294,164	234,384
PDO-DPD IV-CARE	1.0	294,164	294,164	-
PDO-Investigator III	1.0	184,659		184,659
PDO-OA II	0.5	49,725		49,725
Public Works, Facilities & Parks	3.0	2,070,357		2,070,357
County Park Ranger II	1.0	137,436		137,436
Fort Ord Open Space Unscheduled Maintenance	0.0	150,000		150,000
Park Services Aide II	1.0	88,350		88,350
Parking Citation Processing	0.0	20,000		20,000
Parks Building & Grounds Worker II	1.0	100,453		100,453
Salary & Benefit Savings Administration	0.0	198,008		198,008
Salary & Benefit Savings Facilities	0.0	306,081		306,081
Salary & Benefit Savings Parks	0.0	546,212		546,212
Security at Castroville Library & BoS Offices	0.0	100,000		100,000
Security at County Coastal Offices	0.0	100,000		100,000
Security at Pajaro Library & Ag Commissioner Office	0.0	150,000		150,000
Utilities for Shared Facilities	0.0	173,817		173,817
Sheriff-Coroner	23.0	2,680,103	86,612	2,593,491
New Position Admin Ops Manager	1.0	114,071		114,071
New Position Deputy Sheriff Corrections	16.0	1,872,040		1,872,040
New Position Finance Manager I	1.0	173,223	86,612	86,611
New Position Management Analyst I	1.0	89,330		89,330
New Position Office Assistant III	1.0	62,182		62,182
New Position Program Manager II	1.0	119,347		119,347
New Position Sheriff's Records Director	1.0	111,330		111,330
New Position Sheriff's Sergeant	1.0	138,580		138,580
151	0.0	709,793		709,793
Public Works, Facilities & Parks	0.0	709,793		709,793
Pajaro Sanitation System Operations & Maintenance	0.0	709,793		709,793
404				-
Grand Total	32.5	8,165,868	576,141	7,589,727

Capital Projects – Unfunded Augmentations

Budget Request Name	Total
1322 Natividad Conference Room/ ECD Admin/ ECD Hallways	810,400
1410 Natividad - Replace Various HVAC System Units	1,682,000
1414 Natividad Road, Salinas - Public Safety Building Employ	208,725
1441 Schilling Place-Election Office Security TI	100,500
1488 Schilling Place Roof Repairs	105,000
168 West Alisal-Public Defender's Office Ballistic Glazing U	201,292
20 E. Alisal - Elevator Modernization	150,000
559 E. Alisal- Dental Services	1,539,520
855 E Laurel - Skate and Bike Park	3,000,000
855 E Laurel Drive, Bldg A & B - Roll-Up Garage Door Repairs	257,998
Add Cameras in Schilling Campus Parking Lots - 1441 Schillin	159,049
Adult Division - Signage for 20 E. Alisal Street Adult/Admi	150,000
Animal Services- Card Reader and Camera System Upgrades	506,250
Animal Services- Sump Pump Upgrade	182,250
Carmel Valley Road DA-27 Connector Pipe	1,500,000
Computerized Maintenance Management System (CMMS)	3,010,980
County Wide Facility Master Plan	700,000
County-wide Network End of Life Replacement	5,500,000
Courthouse Parking Lot Structure Repairs - 1200 Aguajito Rd	291,277
CSA/CSD Water & Sewer Program - Boronda CSD Lift Station Upg	704,000
CSA/CSD Water & Sewer Program: Chualar CSA Wastewater System	565,000
CSA/CSD Water & Sewer Program: San Jerardo Water System Addi	375,000
CSA/CSD Water & Sewer: Pajaro CSD Lift Station Upgrades	525,000
CSA/CSD Waters & Sewer Program: Las Lomas Landslide Stabiliz	2,000,000
East Garrison - Demolition Estimates for Former Ft. Ord Stru	2,743,708
East Garrison Historic Arts District Fencing Project	400,000
East Garrison Library	8,820,950
Existing Jail Dorms A-D: Replace Cinderblock Walls - 1410 Na	961,295
Existing Jail Window Retrofit - 1410 Natividad Rd Salinas	1,280,000
Greenfield PW Yard Replacement Office - 41801 Elm Ave Greenf	700,000
Health Animal Services General Repairs - 160 Hitchcock Rd Sa	1,477,000
Health Offices General Repairs - 1270 Natividad Rd Salinas	701,000
HVAC Repairs and Replacement - 1200 Aguajito Rd Monterey	3,081,635
HVAC Repairs and Replacement - 1441/1448 Schilling PI Salina	14,809,391
HVAC Upgrade to Board Chambers Server Room	230,000
ITD Data Center System End of Life Replacement	1,150,000
Juvenile Division Energy Efficient Lights - 1422 Natividad R	180,203
Juvenile Division HVAC/Ceiling Repairs - 1422 Natividad Rd	7,283,207
Juvenile Division Parking Lot Repair and Repavement - 1422 N	913,163
Juvenile Division Restroom Remodel - 1422 Natividad Rd	232,750
Juvenile Division Security and Fire Alarm Upgrade - 1422 Nat	298,124
Juvenile Hall Epoxy Flooring Repair/Replace-1420 Natividad R	1,072,879
Juvenile Hall: Add Sewer Grinder/ Assess Low Flow Plumbing M	370,350
Juvenile Hall: DG Pathway Upgrade -1420 Natividad Rd	754,000
Juvenile Hall: Interior Landscape Improvements -1420 Nativid	1,073,623
King City Courthouse Facility Maintenance (2015 Assessment)	11,200,000
Laboratory Modular Storage	1,447,600



This page intentionally left blank.

Appropriation Limits

COUNTY OF MONTEREY
APPROPRIATION LIMITS FOR THE 2024 - 25 FISCAL YEAR
 Pursuant to Article XIII B of the California Constitution

<u>FUND</u>	<u>1978-79</u> <u>Base Year</u>	<u>Appropriation</u> <u>Limit</u>	<u>Estimated</u> <u>Tax Proceeds</u>
County General and Library Funds	\$ 33,688,425	\$ 907,225,678	\$ 310,141,201
<u>Special Districts</u>			
052 CSA # 9 Oak Park	42,702	492,793	49,320
053 CSA # 10 Laguna Seca Ranch	9,658	111,456	-
055 CSA # 14 Castroville	530,743	6,124,926	-
056 CSA # 15 Serra Village, Toro Park	87,250	1,006,890	179,392
059 CSA # 20 Royal Estates	4,977	57,436	2,532
062 CSA # 25 Carmel Valley Country Club	9,339	107,775	47,702
063 CSA # 26 New Moss Landing Heights	1,026	11,840	3,467
066 CSA # 32 Green Valley Acres	1,836	21,188	4,327
069 CSA # 35 Paradise Park	5,283	60,967	6,835
072 CSA # 41 Gabilan Acres	2,727	31,470	10,621
076 CSA # 47 Carmel Views	5,013	57,851	22,459
077 CSA # 50 Rioway Track	944	10,894	1,517
079 CSA # 52 Cerro Del Oso	2,055	23,715	5,491
081 CSA # 54 Manzanita	219	2,527	1,347
085 CSA # 58 Vista Corado	1,406	16,226	2,646
086 CSA # 62 Rancho Del Monte	5,363	61,891	11,021
151 Pajaro County Sanitation District	254,092	2,932,294	302,792

Appropriation Limits



This page intentionally left blank.

Recommendations

RECOMMENDATIONS

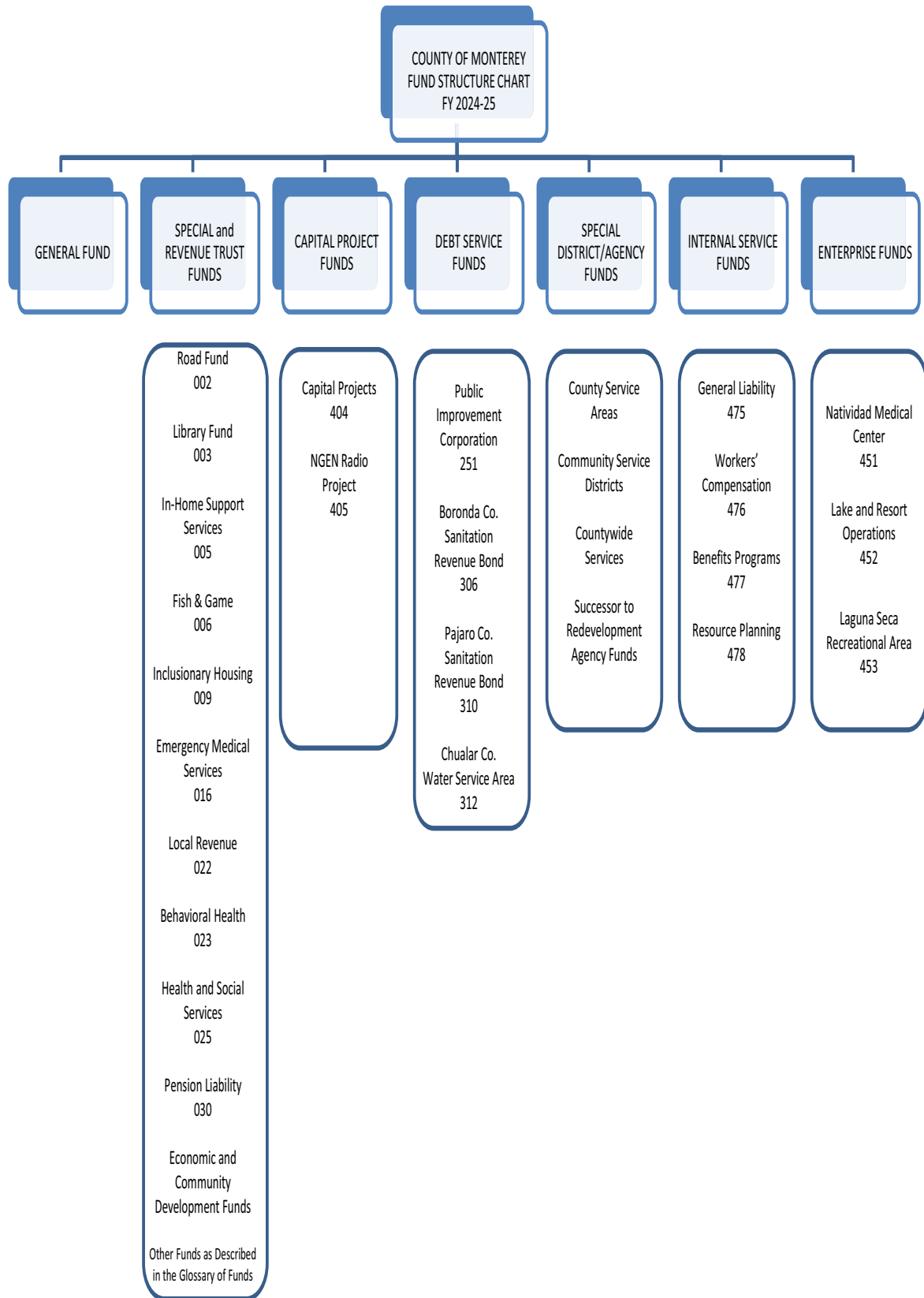
It is recommended that the Board of Supervisors:

1. Hold a Public Hearing on May 29, 2024, at 9:00 a.m. to adopt the Fiscal Year (FY) 2024-25 Appropriation Limits pursuant to Article XIII B - Government Spending Limitation of the California State Constitution;
2. Commence Budget Hearings with the County Administrative Office summary presentation of the FY 2024-25 Recommended Budget on May 29, 2024, at 9:00 a.m. and, if necessary, continue Budget Hearings on May 30, 2024, beginning at 9:00 a.m.;
3. Authorize and direct the County Administrative Office to prepare the FY 2024-25 Adopted Budget Resolution reflecting changes made by the Board during Budget Hearings, to budget units to reflect any position and/or account for adjustments approved by the Board prior and during Budget Hearings;
4. Authorize and direct the County Administrative Office to adjust, if needed, position counts, appropriations, revenues, fund balances, etc. to correct clerical and inadvertent errors due to erroneous entries in the County's budget system;
5. Authorize the County Administrative Office to allocate \$3,499,975 in FY 2024-25 in total contributions, providing funding to Development Set-Aside (DSA) agencies and the Monterey County Business Council at the same level as provided in the FY 2023-24 Adopted Budget, with the remaining amount of \$720,862 for Community Projects identified by the Board of Supervisors including Salinas Valley Promise (\$200,000), Salinas Soccer Sports Complex (\$200,000), Shuman Heart House (\$100,000), Prunedale Senior Center (\$5,000), and contributions to other community organizations (\$215,862) as determined by the Board;
6. Authorize the County Administrative Office to temporarily suspend the annual contribution to the unfunded accrued liability (UAL) supplemental pension (115 Pension Trust) program as set forth in the Pension Liability Policy, to meet other unfunded needs in the FY 2024-25 Recommended Budget;
7. Authorize the County Administrative Office to (a) release \$1,000,000 from Compensated Absences Assignment in the FY 2024-25 budget to provide \$200,000 to each Board District (District) to meet unfunded community project needs within each District as determined by each Supervisor; (b) draft a community projects policy for the Board's consideration; and (c) carryover unused funds into next fiscal year's Recommended Budget for the original approved purpose;
8. Authorize the County Administrative Office, if any unbudgeted/unassigned fund balance is available at year-end FY 2023-24, to return to the Board with recommendations in the following order of priority:
 - a. Strategic Reserve (3111), not to exceed established Board policy of 10% of estimated FY 2023-24 General Fund revenues (excluding Natividad Medical Center Strategic Reserve) as prescribed in the County of Monterey General Financial Policy;
 - b. For the General Fund Contingency Assignment (3113), not to exceed the 1% of the discretionary revenues as established in existing Board policy, to help cover unanticipated events or emergencies in FY 2024-25 as prescribed in the County General Financial Policy;
 - c. Funds to be placed in General Fund (3135) and then transferred to 115 Pension Trust (Fund 030); and,
 - d. Cannabis Tax Assignment (3132);
9. Authorize the County Administrative Office to transfer or release to/from assignments associated with the Information Technology Charges Mitigation Assignment (3124), a self-funded program in the event it requires additional funds or has excess funds at the end of FY 2023-24;
10. Authorize the County Administrative Office to adjust the FY 2024-25 Adopted Budget under the authority of the Board of Supervisors to account for labor negotiation cost increases related to bargaining agreements ratified after the

production of the Recommended Budget, including transfer or release to/from assignments needed to provide funding for these increased costs;

11. Direct and authorize the County Administrative Office to allocate to departments unspent ARPA dollars in FY 2024-25 resulting from the reconciliation of FY 2023-24 activity to ensure federal dollars are expended by the deadline required by ARPA requirements; and,
12. Authorize the County Administrative Office to adjust the FY 2024-25 Adopted Budget for the other funds under the authority of the Board of Supervisors to reflect the FY 2023-24 year-end final available fund balance; and,
13. Consider approval and adoption of the Public Works Annual Work Program for the Road Fund for FY 2024-25, in accordance with California Code of Regulations, Section 994 - Road Construction & Maintenance Activity, and Streets & Highways Code Division 3, Chapter 1, Section 2007, which require that a Road Fund budget be submitted to the Board of Supervisors at the same time as other county departments submit their recommended budgets. The Public Works Annual Work Program outlines planned expenditures within the recommended Work Program (Road Fund) budget by project and activity and details anticipated administrative, engineering, and reimbursable expenditures along with planned capital project expenses and maintenance activities.

Fund Structure



Three Year Forecast

Monterey County Financial Forecast

March 2024

Monterey County Financial Forecast

March 2024

Introduction

The County Administrative Office is pleased to present the financial forecast for the County of Monterey. The forecast is the first step of the annual budget development cycle, which concludes with the adoption of a balanced budget by July 1 of each year. To meet this timeline, staff conducts a comprehensive mid-year review of planned spending and anticipated revenues for the current fiscal year (FY 2023-24), the upcoming budget year (FY 2024-25), and two additional years. The result of this review is an assessment of the County's financial condition, emerging needs, and expected fiscal capacity to meet those needs.

Approach and Assumptions

The forecast is an analysis of estimated revenues and costs for existing levels of staffing and services within the context of current statutes and policies. A forecast is different than a budget. In forecasting, departments estimate "normal" cost of operations, which generally include the filling of vacancies and current level of discretionary spending. Developing a three-year forecast provides a window of opportunity to identify potential actions necessary to balance revenues and expenditures over the long-term to ensure financial sustainability of the County. Similarly, the forecast also serves as a tool for the upcoming budget to assess the impact that decisions made in the present, such as considering wage increases, a new revenue source or the funding of a new program, will have on future fiscal condition of the County.

The forecast includes employee salary and benefits changes as authorized under existing memorandums of understanding (MOUs) and scheduled employee step advances. The forecast also takes into consideration known increases in PERS retirement rates and health insurance premiums. Revenue estimates are based on the most recent financial data and available information about federal and State funding levels. The forecast compares expenditures required to carry out existing operations related to estimated financing sources. This analysis is a key financial management tool to guide the upcoming budget process and help preserve long-term financial stability.

General Fund Results Prior Fiscal Year

The general fund supports core governmental functions related to public safety, land use and environment, public assistance, health and sanitation, recreation and education, and finance and administration. The FY 2022-23 final modified budget included \$952.3 million in appropriations, matched by an equivalent amount of financing, \$815.9 million in revenue and \$136.5 million in fund balance.

The County ended the fiscal year with a favorable performance compared to the final budget. The general fund ended with revenues of \$798.2 million, cancellation of assigned funds of \$107.3 million, cancellation of \$7.3 million of restricted fund balance, releases of strategic reserve of \$52.1 million; expenditures of \$856.0 million, additions to restricted fund balance of \$6.2 million, additions to assigned fund balance of \$57.2 million, and replenishment of restricted fund balance of \$36.5 million which resulted in an initial operating surplus of \$13.3 million. Additions to assigned fund balance include the following amounts the Board of Supervisors (Board) authorized part of the Budget End

1

of Year Report for FY 2021-22 which occurred in FY 2022-23 due to timing of the approval and included assignment increases \$49.9 million to the disaster recovery assignment from the release of strategic reserves for emergencies,\$1.7 million to capital assignment for the Library Fund and \$483,237 for the Ag Commissioner capital project in south county; and the addition of \$3.9 million to the compensated absences assignment and \$783,450 to the revenue stabilization assignment in FY 2022-23.

In addition to these changes, the Board directed staff, during the BEYR presentation for FY 2022-23 to set aside \$150,000 in the general capital assignment for election equipment, \$587,064 in the revenue stabilization assignment, and \$971,485 to the general capital assignment for a future Agricultural Commissioner project outlay. Including these changes, the estimated ending FY 2022-23 unassigned fund balance is reduced from \$13.3 million to \$11.6 million. Since the FY 2022-23 Audited Comprehensive Financial Report (ACFR) is not available as of the date of this publication, results are preliminary until the ACFR is published. Even though the County had to release significant amounts from its strategic reserves, the Board’s strong commitment to prioritize its replenishment is a strong indicator of the County’s commitment to weathering future unforeseen events and meet emerging needs with strategic planned used of its reserves.

General Fund Current Fiscal Year Estimated Results

The three-year forecast for the General Fund indicates positive results in FY 2023-24, but those results flip to significant deficits in the three following fiscal years. Give this forecast, the Board’s commitment to prudent financial management of the County’s finances will be challenged in the upcoming fiscal years. However, with the responsible stewardship of County departments and a prudent fiscal approach the County can manage through these projected deficits.

This prudent management approach is evident in the current year, County could add an estimated \$11.4 million to fund balance at the end of FY 2023-24. This positive result could not have been achieved without continuous management of operational budgets by Departments. The modified budget is not inclusive of transactions occurring after the submission of the current year estimate. Although results are positive for the entire fund, negative results in some departments provide early warning to potential fiscal challenges the County will have to face as it prepares for the FY 2024-25 budget process.

General Fund Outlook through 2026-27 (figures in millions of dollars)

	2022-23	FY 2023-24			2024-25	2025-26	2026-27
	Actual	Adopted	Modified	Year-End Estimate	Forecast		
Available Financing:							
Beg. Unassigned Fund Balance	\$4.0	\$0.0	\$0.7 ↘	\$0.7 ↘	\$0.0	\$0.0	\$0.0
Release of Fund Balance	167.1	11.1	11.6	12.3	0.0	0.0	0.0
Revenues	<u>798.2</u>	<u>836.7</u>	<u>841.9</u>	<u>836.6</u>	<u>831.2</u>	<u>839.3</u>	<u>852.9</u>
Total Financing Sources	\$969.3	\$847.8	\$854.2	\$849.6	\$831.2	\$839.3	\$852.9
Financing Uses:							
Assignments/Restrictions	100.0	0.0	0.0	0.0	0.0	0.0	0.0
Expenditures	856.0	844.3 ↘	851.8	835.8	860.7	879.9	896.6
<i>Salary Adjustment</i>					(6.6)	(6.7)	(6.8)
Appropriation for Contingencies	0.0	3.5	2.4 ↘	2.4	3.4	3.4	3.4
Total Financing Uses	\$956.0	\$847.8	\$854.2	\$838.2	\$857.5	\$876.6	\$893.2
Ending Unassigned Fund Balance	\$13.3	\$0.0	\$0.0 ↗	\$11.4	(\$26.3)	(\$37.3)	(\$40.3)

Overall, 19 general fund departments are estimating ending the year within their budget and estimating a \$2.0 million surplus. However, four departments estimate they will end the year over their allocated GFC, resulting in a deficit of \$6.8 million. Significant deficits are estimated for the Public Works, Facilities and Parks (\$1.8 million), the Sheriff (\$699,196), the Department of Social Services (\$868,112) and Health Department (\$3,4). Each of these departments will present a report to the budget committee detailing steps they are taking to mitigate the impacts of these deficits. Details for departmental forecasts are provided toward the end of this report.

Department	Modified GFC Budget FY 2023-24	Estimated GFC FY 2023-24	Variance
Agricultural Commissioner	\$ 5,020,091	\$ 4,586,868	\$ 433,223
Auditor-Controller	\$ 1,572,281	\$ 1,238,531	\$ 333,750
Assessor-County Clerk Recorder	\$ 6,204,670	\$ 5,634,731	\$ 569,939
Board of Supervisors	\$ 4,958,011	\$ 4,864,470	\$ 93,541
Child Support Services	\$ 78,835	\$ 78,835	\$ -
Civil Rights Office	\$ 407,997	\$ 337,417	\$ 70,580
Clerk of the Board	\$ 1,299,354	\$ 1,195,209	\$ 104,145
Cooperative Extension	\$ 467,431	\$ 467,245	\$ 186
County Administrative Office	\$ 5,170,711	\$ 4,458,652	\$ 712,059
County Counsel	\$ 1,528,855	\$ 1,100,576	\$ 428,279
Department of Emergency Management	\$ 4,432,518	\$ 2,495,762	\$ 1,936,756
District Attorney	\$ 21,625,742	\$ 19,381,831	\$ 2,243,911
Elections Department	\$ 5,829,434	\$ 5,811,609	\$ 17,825
Health	\$ 24,010,289	\$ 27,372,300	\$ (3,362,011)
Housing and Community Development	\$ 9,568,429	\$ 9,133,479	\$ 434,950
Human Resources	\$ 758,282	\$ 165,273	\$ 593,009
Information Technology	\$ 4,118,043	\$ 4,118,043	\$ -
Probation	\$ 27,299,257	\$ 27,261,328	\$ 37,929
Public Defender	\$ 15,563,265	\$ 15,535,042	\$ 28,223
Public Works, Facilities, and Parks	\$ 13,866,887	\$ 15,688,095	\$ (1,821,208)
Sheriff Coroner	\$ 101,261,147	\$ 101,960,343	\$ (699,196)
Social Services	\$ 27,240,923	\$ 28,109,035	\$ (868,112)
Treasurer Tax Collector	\$ 1,914,009	\$ 1,227,814	\$ 686,195
Totals			\$ 1,973,973

Expenditures are \$16.0 million lower than the modified budget, and therefore contributing a positive bottom line. The lower expenditures are primarily due to the salary and benefit saving in the general fund of \$24.0 million mainly in Health Department (\$3.9 million), Department of Social Services (\$4.1 million) and Public Works Facilities and Parks (\$2.3 millions). Other major variances in expenses include lower program expenditures of \$6.5 million in the Health Department due to lower services to the public than planned. In the current year, departments utilized salary savings to offset wage increases resulting from classification and compensation studies and finalization of labor agreements.

Current year non-program revenue is estimated \$8.6 million higher than budget due to improvement in Cannabis tax \$1.7 million, other revenues \$2.4 million (storm damage insurance payments) and property taxes of \$5.4 million; offset with a reduction to Transient Occupancy Tax of \$1.6 million. Other major revenue reductions include \$13.8 million lower revenue in the Health Department due to lower than planned services.

Forecast

The forecast reveals significant deficits in the upcoming three years. FY 2024-25 forecasts estimates a deficit of \$26.3 million. Similarly, the deficit grows to \$37.3 million and \$40.3 million in FY 2025-26 and 2026-27 respectively. These deficits are projected despite the anticipated increases in non-program revenue next in the forecast years. This imbalance is the result of continuing increased costs which will exceed available funding. More details about the cost drivers creating this imbalance are provided in the cost driver section of this report.

The forecast includes preliminary GFC allocations that include \$4.0 million in cannabis revenue. This level of cannabis revenue represents an increase of \$557,425 million from the FY 2023-24 adopted budget.

The forecast does not include the utilization of one-time revenue such as ARPA funds as these funds are limited and will have to be spent by the end of December 2024. The CAO plans to bring an updated ARPA plan to the Board of Supervisors during the budget process to receive direction on priorities and funding level for FY 2024-25. However, this report does include a status of current ARPA spending. Furthermore, there are pending negotiations, classification and compensation studies being performed by the Human Resources Department which could affect the projected expenditures in FY 2024-25. The three-year forecast reflects a drop in expenditures and revenue primarily due to exclusion of one-time expenses and pandemic response expenses anticipated to conclude in the current year. Furthermore, ARPA revenue utilized in the current year to backfill revenue loss is also excluded from the forecast. The forecast reflects deficits primarily driven by the rising cost of health insurance, PERS, general liability insurance, worker's compensation, and negotiated salary increases.

Departments estimate program revenues based on the programs they deliver and known federal and State funding sources as well as grants for the forecast period. Non-program revenue, which is the County's discretionary revenue, is projected to increase with the absents of ARPA funding and then slightly improve through the forecast period. County staff are typically conservative when estimating revenues and expenditures with actual performance generally favorable compared to forecasts. These hypothetical deficits are based on current operations and policy and do not include future service enhancements, wage increases for expiring labor agreements after FY 2024-25, changes in federal or State financial commitments, or revenue declines in an economic downturn, or inflationary changes.

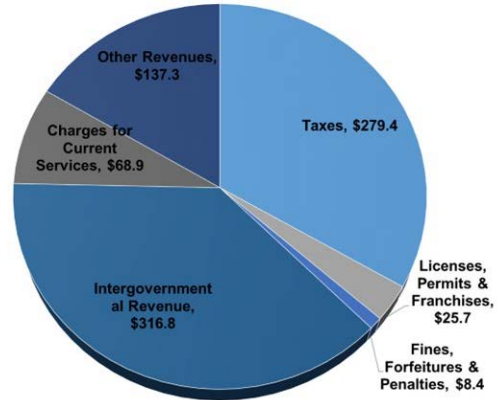
Looking into the future, the County, like the State and other local governments, must continue to plan for a stable and sustainable future for coming generations by maintaining its Strategic Reserve, addressing infrastructure needs, and paying down unfunded liabilities. The financial forecast assumes that the economy continues to grow through the forecast period and does not include potential impacts that may result from possible federal or State policy changes or impacts of a recession or current year discretionary revenue declines.

While some growth is assumed in forecasted years, it is not sufficient to cover increases in costs for current levels of staffing and services. Furthermore, planning for service delivery in unprecedented times created by the global pandemic continues to be an issue of concern for the State as well as local governments. Any new budget commitments will increase the severity of reductions the County would have to make in an economic downturn. Given these uncertainties and events, prudent financial management practices, including limiting new on-going commitments or expansion of programs, is paramount for the current environment.

General Fund Revenues

General fund revenue is composed of program and non-program revenue. Program revenue is specifically designated and/or statutorily required for programs. Sources of program revenue are derived from State and federal aid for various mandated programs primarily in Health and Social Services, charges for services are primarily fees collected by health clinics and other revenues include primarily reimbursement from realignment funds for health, social services, and public safety programs.

General Fund Current Year Estimated Revenues (Millions)
Total \$836.6



Non-program or “discretionary”

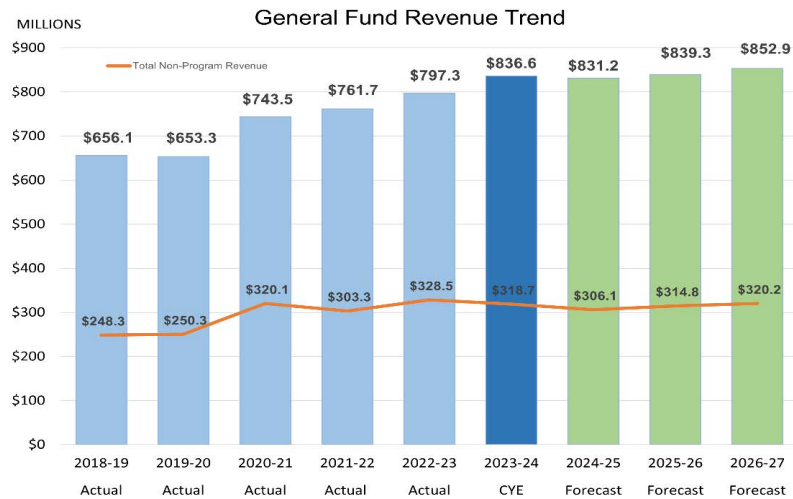
revenues are mostly derived from taxes and are utilized to address local priorities and to provide funds to leverage federal and State monies, including maintenance of effort requirements.

Current year revenues are \$5.4 million below budget expectations. The major variances compared to budgeted revenue in the current year include:

- **Revenue in the County Administrative Office is \$5.5 million below budget.** Revenue and expenditures do not include a \$4.5 million grant award from the California Interagency Council on Homelessness which the Board approved after the submission of the current year estimate.
- **Revenue in the Health Department is \$13.8 million below budget.** The Health Department is estimating a decrease in health fees and lowered reimbursements due to a lower than anticipated level of service due to vacancies (24% vacancy rate) in revenue generating operations as the Department continues to struggle to find qualified staff across all bureaus.
- **Revenue in the District Attorney Office is \$2.9 million below budget.** The estimated revenue decrease in the District Attorney Office is due to delays in settlements of cases in the Civil Unit, decreased Prison Unit billings and decreased sales tax revenues.
- **Revenue in the Housing and Community Development of \$1.3 million below Budget.** The Housing and Community Development estimates lower revenue due to the limited number of Planning and Building applications.
- **Revenue in the Treasurer Tax Collector is \$1.0 million below Budget.** The Treasurer Tax Collector projects revenue to be \$1.0 million below budget due to lower levels of reimbursable expenditures in both the Revenue and Treasury Divisions due to the impact of Assembly Bills 177 and 199.
- **Revenue in Department of Emergency Management is \$1.3 million higher than budget.** The Department of Emergency Management received \$1.2 million to fund repairs of the San Ardo Water District wastewater treatment facility damaged in the 2023 winter storms.

- **Revenue in Public Works, Facilities, and Parks is \$3.0 million higher than budget.** The increase in revenue is mainly due to \$2.5 million from insurance proceeds for storm related projects.
- **Revenue in Social Services is \$3.0 million above budget.** The \$3.0 million increase in revenue in Social Services is driven by reimbursement from the State because of CalWorks caseload increase from disaster recovery efforts.
- **Non-program revenue is projected to be \$8.6 million higher than budget.** In the current year, the increase in discretionary revenue is largely driven by property tax \$5.3 million above budget due to higher property values and investment income \$1.4 million above budget as interest rates rise.

Forecasted years exclude one-time revenue sources and ARPA revenue, but overall, assume modest growth in program and discretionary revenues. Departments balance their budgeted expenditures based on a combination of revenues earned directly by the program (State reimbursement, permit fees, clinic charges, etc.) and County contributions of discretionary “non-program” revenue.



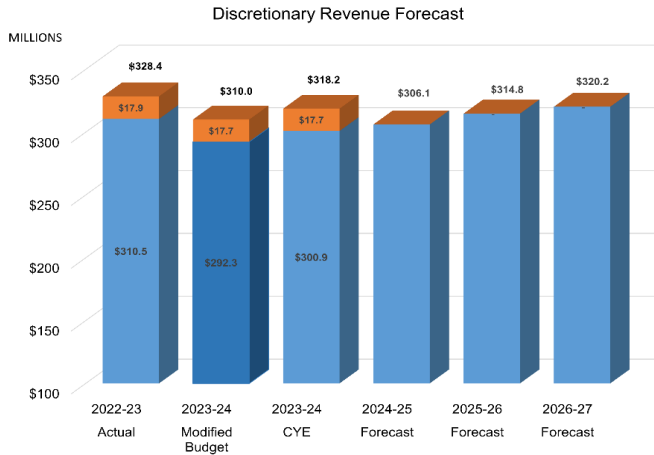
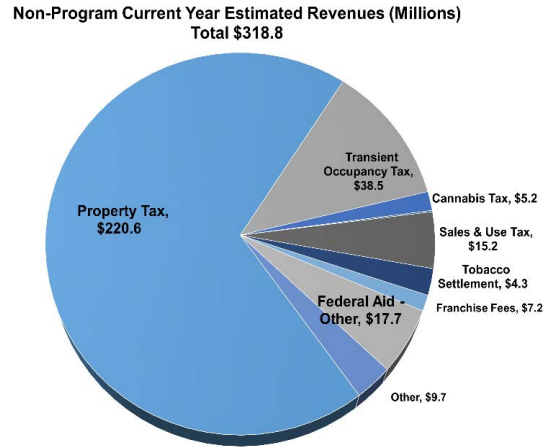
Since FY 2013-14, the County’s program revenues have mostly grown under state-county realignment and the Affordable Care Act to support increased responsibilities and associated costs, including mandated public assistance and health and public safety programs. For FY 2024-25, general fund revenues are estimated to decrease, primarily due to \$17.9 million of estimated ARPA funds for pandemic response, economic recovery, infrastructure projects, and provision for government services. The forecast period beginning with FY 2024-25 excludes any ARPA funds as the plan to use those funds is evolving in line with Board of Supervisors’ direction and funds are prioritized and approved during the annual budget process. Additionally, the forecast excludes revenue for other departmental programs that are ending such as Whole Person Care Program. The chart above reflects the overall general fund revenue trend and the non-program revenue trend, which accounts for slightly

over one-third of general fund revenues.

Discretionary Revenues

Discretionary revenues provide the Board flexibility to address local priorities and to provide matching funds to leverage federal and State monies and to meet maintenance of effort requirements.

Property tax revenue account for majority of local discretionary monies. Sources of non-program revenue are displayed in the chart to the right. Total non-program revenue in the current year is estimated at \$318.8 million. Property tax revenue is the largest source of non-program revenue, projected at \$220.6 million (69.2%) of total current year estimated non-program revenue. Other significant sources of discretionary revenue include: \$17.8 million in ARPA revenue; \$38.5 million in TOT; \$15.2 million in sales and use tax revenue; franchise fees of \$7.2 million; \$5.2 million in Cannabis revenue; and tobacco settlement monies of \$4.3 million.

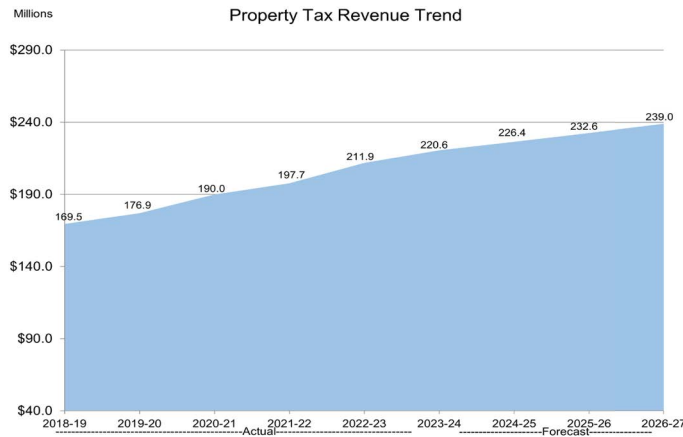


Discretionary revenue continues to grow in coming years. The chart reflects the projected non-program revenue in the current year, upcoming budget year (FY 2024-25) and two out years. Projected current year non-program revenue is above budget mostly due to improvement in property taxes as current year performance has fared better than initial more conservative estimates included in the budget. The chart also breaks out ARPA revenue from the prior year and current year, to

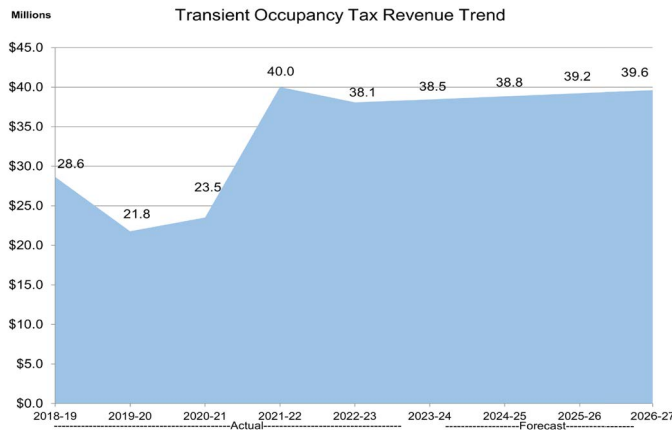
reflect a more accurate trend in discretionary revenues. Adjusting out the ARPA revenues from the current year, we see that discretionary revenue grows \$5.2 million in FY 2024-25 and an additional \$8.6 million and \$5.4 million in the subsequent two years, respectively. The improvement in projected revenue is primarily due to positive trends in property tax collections resulting from higher assessments. These improvements in revenue are partially offset by an estimated decrease in TOT revenue of \$1.6 million in the current year continuing into next fiscal year.

Increases in property assessments result in discretionary revenue growth. While the forecast assumes moderate growth in property tax assessment, the impact of a recession on property tax revenue should be noted. During the economic recession beginning FY 2008-09, property taxes sustained steep reductions, declining \$15.6 million from peak to trough. This impacted County services and was the driving factor behind four years of budget reductions following the onset of the recession. Assessed values have steadily recovered and since exceeded pre-recession levels.

As seen on the chart, property taxes continue to grow due to positive trends in property values and an increase in assessments. Next year, the forecast assumes a 3.0% growth resulting in a \$5.8 million improvement in property tax revenue. The two out years include a more conservative growth assumption of 3.1% and 3% each, yielding additional revenue of \$6.2 and \$6.3 million respectively. Interest rates are expected to gradually decline in 2024 perhaps leading to continued increase.

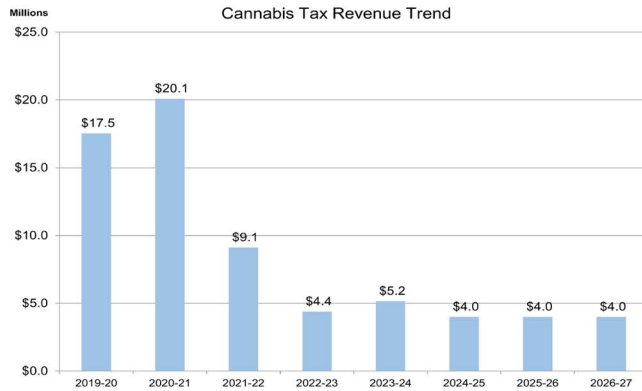


Transient Occupancy Tax is leveling off after pandemic. TOT is the County’s second largest source of discretionary revenue. Often referred to as the “hotel tax,” TOT is the tax applied on hotel/motel accommodations. Various tourist attractions contribute to the County’s TOT. The tax rate for Monterey County is 10.5%. Peak TOT revenue in FY 2018-19 included revenue attributable to the U.S. Open, a one-time event, as well as continued efforts by the Treasurer-



Tax Collector in recuperating one-time collections for non-complaint Short Term Rental operators. The pandemic and corresponding stay at home orders negatively impacted revenue collected in the second half of the FY 2019-20. As travel restrictions eased in FY 2020-21, the County saw a rebound in tourism with revenues coming in at \$23.5 million. In consideration of the pandemic, TOT revenue was budgeted conservatively at \$17.7 million in FY 2021-22, however TOT revenue came in at a historic \$40.0 million. In FY 2022-23, TOT revenue remained high at \$38.1 million through FY 2023-24 at an estimated \$38.5 million. TOT revenue in the second and third forecasted year expected to grow by 1.0% (\$388,389) and 1.0% (\$392,273) assuming no economic downturn.

Cannabis revenue continues at a decreased level based on approved tax changes. The adopted budget included \$3.4 million, with the amount attributed to the cannabis program to support 15.5 FTEs. In FY 2022-23, the Board approved reductions to cannabis tax rates resulting in \$5.5 million decrease to cannabis revenue. Per Board direction non-cannabis program allocations and Health intervention program were funded with Cannabis Tax Assignment from February 1 to June 30, 2023. In FY 2023-24, cannabis revenue is estimated be \$1.7 million



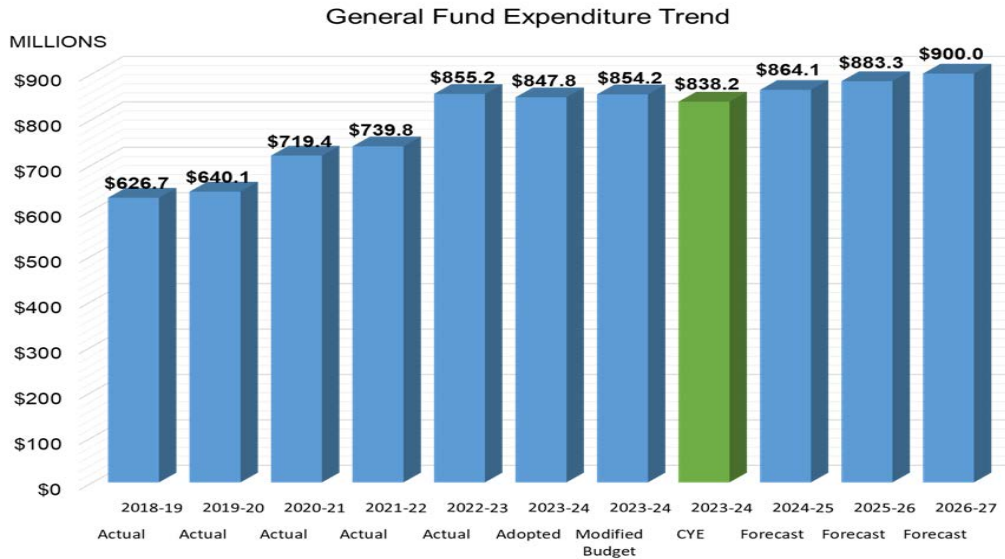
above adopted budget as set payment plans continue to bring in revenue from FY 2021-22 to FY 2022-23. If lower cannabis tax rates are adopted by the Board of Supervisor as cost pressures continue in the industry, cannabis revenue will further decrease, and the cannabis program will be further affected.

As of the date of this report, the cannabis assignment has an estimated uncommitted balance of \$1.7 million. The assignment is not expected to grow future years since cannabis revenue is allocated entirely as part of the GFC next fiscal year. Assignment utilization in FY 2023-24 totals \$1.6 million as shown in the table below.

Cannabis Approved Assignment Uses FY 2023-24	
Description	FY 2023-24
Assignment Balance	\$ 3,237,666
FY 2022-23 Previously Approved:	\$ 1,343,363
A 23-081 AECOM Agreement:Natural Disaster Cost Recovery Efforts	\$ 550,000
22-088 Farmworker Resource Center	\$ 250,000
Recommended Budget-GPUI Update	\$ 493,363
A 22-566 Alisal Vibrancy Plan Implementation	\$ 50,000
FY 2023-24 Approved:	\$ 103,136
RES 23-205 Install Electric Vehicle Chargers at Libraries	\$ 103,136
FY 2024-25 Approved:	\$ 70,354
RES 23-212 Management and Administration of AB 102 Grant	\$ 70,354
FY 2025-26-24 Approved:	\$ 70,354
RES 23-212 Management and Administration of AB 102 Grant	\$ 70,354
Total approved:	\$ 1,587,207
Assignment Balance:	\$ 1,650,459

General Fund Expenditures

The FY 2023-24 adopted budget included appropriations of \$847.8 million. The modified budget is



\$854.4 million. There are modifications to budgets which occurred after this report was compiled and were not included in the modified budget figures due to timing. Departments continue to amend their budget throughout the year as the need arises and the final modified budget will be different.

Current year expenditures are estimated at \$838.2 million, or 16.0 million below budgeted expenditures.

The primary factor for below budget expenditures in the current year is \$24.0 million in salary and benefits savings from vacancies across the County. The Health Department alone accounts for \$3.9 million in salary and benefit savings, the Department of Social Service \$4.1 million and Public Works, Facilities and Parks \$2.3 million, as the departments continue to struggle recruit and to find qualified staff.

At the writing of this report, the County had an overall 16.6% vacancy rate in the general fund. For perspective, the 2.5% increase that most units in the County received and the wage adjustments had an estimated cost \$22.5 million in the current year, based on currently filled positions. At the time the forecast was developed there were an estimated 598 vacancies in the general fund, with an estimated annualized value of \$52.9 million next fiscal year. Of these vacancies, approximately 56% reside within two departments: Health and Social Services. To the extent these departments fill vacant positions costs will go up, but it is likely some of the costs would qualify for some level of reimbursements from State and federal agencies. Therefore, vacancies in these departments do not translate into County savings to the same extent than departments which cannot seek reimbursement from State and federal agencies for costs not incurred. The same holds true for departments with grant-funded vacancies or departments that share cost with other payors.

For next year’s forecast, one-time expenditures such as infrastructure projects are excluded. In the

forecast, departments generally assume that all vacancies are filled and at top step. This conservative estimate illustrates potential increases in expenditure levels; however, expenditures are curtailed to available funding. As responsible fiscal managers, Departments make operational changes if funding levels are constrained, including delaying hiring of vacant positions. An adjustment for salary savings is made in the forecast years. This adjustment is discussed later in the report.

One-time expenditures in the current year are financed with fund balance. The FY 2023-24 adopted budget included \$11.1 million use of fund balance to cover one-time expenditures. One-time funding of \$17.9 million of ARPA funds were allocated throughout general fund departments to alleviate revenue loss and continue with COVID-19 response efforts. Cannabis Assignment of \$1.6 million was allocated for numerous one-time uses allocated previously for such items as the Natural Disaster Cost Recovery Efforts, Farmworker Resource center, Budget -GPU update, Alisal Vibrancy Plan Implementation, Management and Administration of AB102 Grant and the installation of electric vehicle charge at libraries. Remaining fund balance use includes \$11.1 million of departmental restricted fund balance use for health, social services and public safety programs.

ARPA- COVID -19 Pandemic Aid

In March 2021, the federal government enacted the American Rescue Plan (ARPA) which provides \$350.0 billion in emergency funding for state, local, territorial, Tribal governments to respond to the COVID-19 public health emergency, or its negative economic impacts, including providing assistance to households, small businesses, and nonprofits, or aid to impacted industries, such as tourism, travel, and hospitality. The County was allocated \$84.3 million, paid in two installments over two years (2021 and 2022). The Board’s spending plan allocated the ARPA funds over four fiscal years. The County must utilize or obligate the ARPA funds by December 31,2024.

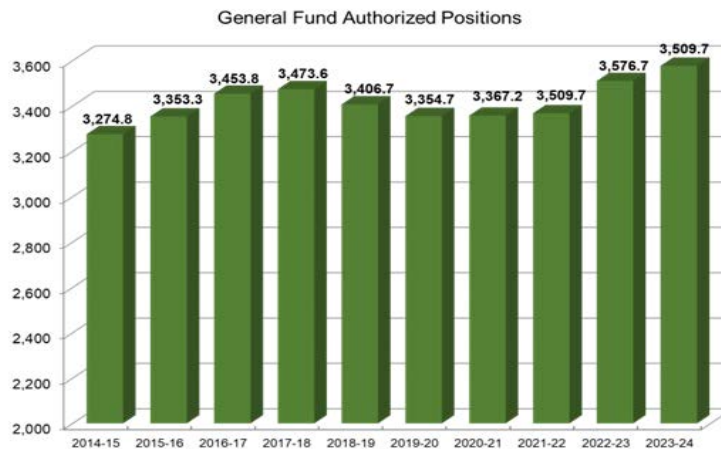
Monterey County ARPA Plan Expenditure Summary								
Updated 11/07/2023								
General Fund								
Department	Spent			Allocated*	Variance	Budgeted	Allocated	Total Allocated
	FY 2020-21	FY 2021-22	FY 2022-23					
Ag Commissioner	\$-	\$222,353						\$222,353
Assessor-Clerk Recorder						\$545,159		\$545,159
Auditor Controller	\$-	\$167,200	\$356,590	\$356,590	\$-			\$523,790
Board of Supervisors	\$-	\$-	\$234,506	\$234,506	\$-			\$234,506
Civil Rights	\$-	\$50,799	\$199,010	\$204,767	\$5,757	\$38,294		\$288,103
Clerk of the Board	\$-	\$-	\$102,727	\$102,727	\$(0)			\$102,727
Cooperative Extension						\$40,118		\$40,118
County Administrative Office	\$4,989,651	\$2,669,030	\$2,605,688	\$3,668,762	\$1,063,074	\$2,667,884	\$800,000	\$13,732,234
County Administrative Office EOC	\$747,169	\$(747,169)	\$-	\$100,000	\$100,000	\$100,000		\$100,000
County Counsel	\$-	\$107,494	\$517,710	\$517,710	\$-			\$625,204
Department of Emergency Management						\$215,354	\$195,354	\$410,708
District Attorney	\$-	\$237,000	\$1,687,964	\$1,687,964	\$-	\$100,325		\$2,025,289
Elections						\$1,460,659		\$1,460,659
Health	\$2,045,677	\$6,329,477	\$1,955,732	\$3,307,419	\$1,351,687	\$749,148	\$77,973	\$11,158,007
Housing and Community Development	\$-	\$934,112	\$520,000	\$520,000	\$-	\$320,906		\$1,775,018
Human Resources	\$-	\$349,545	\$652,660	\$652,659	\$(1)	\$50,000		\$1,052,204
Information Technology	\$-		\$1,395,901	\$3,295,901	\$1,900,000	\$4,095,333		\$5,491,234
Probation	\$-	\$371,012	\$12,558	\$12,560	\$2	\$136,182		\$519,752
Public Defender	\$-	\$504,002	\$559,549	\$559,549	\$-	\$292,970		\$1,356,521
Public Works Facilities and Parks	\$424,720	\$3,400,726	\$1,414,394	\$1,414,394	\$-	\$1,523,102		\$6,762,943
Sheriff Coroner	\$504,038	\$2,906,798	\$3,812,723	\$3,812,723	\$-	\$3,380,255		\$10,603,814
Social Services	\$256,989	\$223,822	\$1,518,629	\$2,062,293	\$543,664	\$2,114,659		\$4,114,099
Social Services (storm- general asst)			\$25,575	\$250,000	\$224,425			\$25,575
Treasurer Tax Collector	\$-	\$61,810		\$-	\$-	\$38,203		\$100,013
Totals General Fund	\$8,968,245	\$17,788,011	\$17,571,916	\$22,760,524	\$5,188,608	\$17,868,531	\$1,073,327	\$63,270,030

Other Funds	Spent			Allocated FY 2022-23	Variance FY 2022-23	Allocated FY 2023-24	Allocated FY 2024-25	Total Allocated All Years
	FY 2020-21	FY 2021-22	FY 2022-23					
Emergency Communications	\$-	\$278,046			\$-			\$278,046
Public Works - Carmel Lagoon		\$96,867	\$110,583	\$160,027	\$49,444	\$49,444		\$256,894
Public Works - prop 68		\$-	\$63,001	\$157,848	\$94,847	\$94,857		\$157,858
Public Works - Road Fund	\$-	\$110,000			\$-			\$110,000
Public Works - Boronda CSD	\$-	\$38,993			\$-			\$38,993
Public Works - San Jerardo CSD	\$-	\$35,159	\$131,341	\$131,341	\$-			\$166,500
Public Works - Pajaro CSD	\$-	\$-	\$1,178,797	\$1,178,797	\$-	\$1,160,163		\$2,338,960
Public Works - Capital Projects	\$-	\$1,655,119	\$7,024,104	\$7,565,866	\$541,762	\$7,208,384	\$-	\$15,887,607
Public Works - Health HVAC	\$-	\$-	\$22,346		\$-			
Workforce Development Board Fund	\$745,342	\$145,425		\$-	\$-			\$890,766
Totals Other Funds	\$745,342	\$2,359,609	\$8,530,173	\$9,193,879	\$686,052	\$8,512,848	\$-	\$20,125,625
Grand Total Obligated County	\$9,713,586	\$20,147,619	\$26,102,089	\$31,954,403	\$5,874,660	\$26,381,379	\$1,073,327	\$83,395,654
Federal Allocation			\$55,963,295					\$84,311,261
Unallocated			66.38%					\$915,607

The table above represents the updated ARPA Plan as of November 2023. In FY 2020-21 a total of \$9.7 million was spent with the expenditures occurring in the general fund (\$8.9 million) and other funds (\$745,342). At the end of FY 2021-22, the general fund had expended \$17.8 million while other funds spent \$2.4 million for a total of \$20.1 million. In FY 2022-23, a total of \$26.1 million was spent with (\$17.6 million) in the general fund and (\$8.5 million) in other funds. In FY 2023-24, a total for \$26.3 million has been allocated of this amount \$17.9 million is in the general fund in the revenue loss category and \$8.5 million in the other funds. In FY 2024-25, \$1.1 million has been set as side for by the Board for a specific purposes such as \$195,000 for an emergency operation plan, \$77,973 for violence prevention programs and \$800,000 for DSA’s. The CAO budget office recommends that any funding needs requesting ARPA as the financing source are considered by the Board as part of the budget process. This would enable the Board to make funding decisions based on a comprehensive view of the overall County’ needs.

Major Cost Drivers

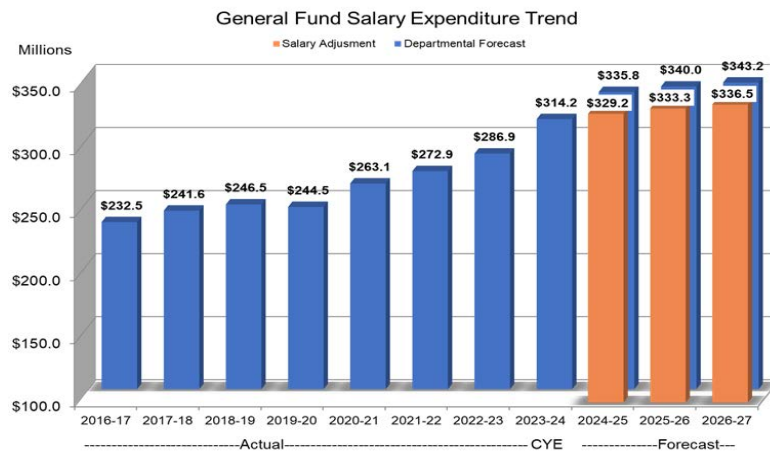
County programs and services continue to be impacted by higher labor costs resulting from negotiated salary increases, increased employer pension contributions, increased healthcare costs, higher



workers' compensation, and general liability costs.

Prior and current fiscal year wage increases add to salary cost. In July 2021 and October 2021, the Board of Supervisors approved wage increases for FY 2021-22 through FY 2023-24. The Board approved wage increases for most labor groups of 2.0% through FY 2022-24, while SEIU represented units received 2.0% in the FY 2021-22 and 2.5% in the subsequent two years. Additionally, the County has implemented wage adjustments for various classifications throughout the County resulting in increased costs to the County. These adjustments originated from compensation studies conducted by Human Resources in accordance with the County's compensation philosophy. Independent of position growth, wage increases approved for the three fiscal years had an estimated impact of \$34.2 million in cost (wages and impact to payroll taxes and higher pension contributions) to the general fund in the current year, compounded to \$54.0 million by the end of FY 2024-25. The forecast assumes approved wage increases through FY 2024-25.

Along with increases in staffing levels, salary increases continue to constrain department's budgetary flexibility. Between FY 2014-15 and FY 2017-18, general fund positions increased year-over-year, with a total of 198.8 general fund positions added. However, FY 2018-19 was the first-year general fund positions experienced an overall drop. Although it appears FY 2019-20 positions decreased, this was due to the move of Emergency Communications out of general fund (75 positions). General Fund positions grew year-over-year by a total of 198.8 positions from FY 2020-21 to FY 2023-24.



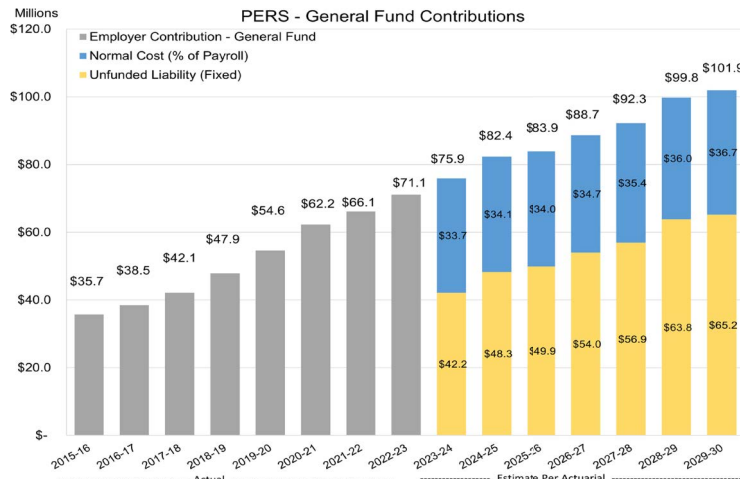
Departments estimate salary expenditures increase \$27.3 million, from \$314.2 million in the prior year to \$335.8 million in the current year. The estimate includes higher wages based on labor agreements, classification age studies, plans to fill additional positions through the current year, and step advances. Departments generally forecast all vacancies are filled and at top step. Departments manage their budgets to anticipated funding levels, and thereby make changes to their operations – including delaying hiring. Additionally, savings in salaries have consistently occurred due to attrition and turnover. Some Departments such as Health and Social Services build in a vacancy rate into the forecast. However, it is important to note that most departments experience turnover and attrition, and actual performance is historically better than the projections. As such, the forecast added a salary savings adjustment to illustrate prior years' experience more closely in salary expenditures. Taking

the salary adjustment into consideration, salary expenditures increase to \$336.5 million by FY 2026-27. The forecast includes future wage increases for labor agreements through FY 2024-25; the forecast period does not include wage increases as labor agreements are set to expire by FY 2024-25 and negotiations are currently occurring.

Employer contributions continue to increase. The County continues to see its contributions towards employee pensions increase. Driving the increases are changes to CalPERS’ actuarial methodology, including the following actions:

- Changes in amortization and rate smoothing policies to accelerate paying down large unfunded liabilities.
- Change to fixed dollar contribution for the unfunded liability portion, rather than as a percentage of payroll, to prevent potential funding issues that could arise from a declining payroll.
- Adoption of new demographic assumptions that show retirees living longer, and thus requiring higher lifetime payout of benefits.
- Approval of a new funding risk mitigation policy to incrementally lower the discount rate.

Projected results assume no plan changes, no changes in assumptions, and no liability gains or losses. Additionally, projected results are based on investment returns not falling below the assumed rate of return, which will increase contributions. Projections are also based on payroll reported to CalPERS and assume an inflation factor; however, projections do not consider adding new positions. Any changes to those elements will have a direct impact on required contributions.



General fund contributions continue to increase in the forecast years with an increase of \$6.5 million next fiscal year bringing the total contribution to \$82.4 million, which is over double the FY 2015-16 contribution. The most significant change impacting contributions is the reduction in the “Discount Rate,” which reduced the assumed rate of return by CalPERS from 7.50% to 7.0% over three years, beginning with the June 30, 2016 valuation, which set FY 2018-19 contributions. Additionally, there was a shift to charge unfunded accrued liability (UAL) payment as a fixed dollar amount rather than a percent of payroll to prevent funding issues. With these changes, there was a five-year ramp up period where contributions were accelerated to pay down liabilities; however, the full impact of

increases to UAL payments was anticipated to be seven years, through FY 2024-25, due to the phase in period of the discount rate and then UAL payments were anticipated to level off.

The projections reflect lower increases after FY 2024-25 than increasing in the forecast years. However, CalPERS announced that as part of their Funding Mitigation Policy, the discount rate will be further reduced to 6.8% effective with the June 30, 2021 valuation. Their policy seeks to reduce funding risk over time and establishes a mechanism that prompts adjustments if the investment performance significantly outperforms the discount rate, expected investment returns, and strategic asset allocation targets. This was the case for FY 2020-21, where performance yielded a 21.3% return on investment, and therefore, a 20-basis point adjustment was triggered by the funding policy. In FY 2021-22, the performance yielded a -6.1% return on investment leading to the first loss since the 2009 financial crisis. As a result, employer contributions are expected to increase in the coming years.

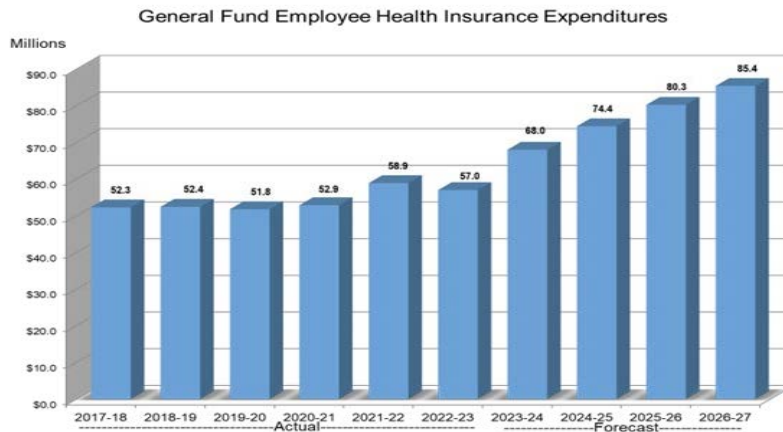
The changes to CalPERS funding policy have resulted in increasing contributions for the County, consuming a larger share of revenue every year. The contributions for FY 2023-24 and through the forecast years are based on a 6.8% discount rate. In September, CalPERS announced an investment return rate of 5.8% for FY 2022-23 which is 1% below the 6.8% forecasted rate. The 1% investment loss will be amortized over 20 years with employer contribution payment beginning in FY 2025-26. The projections in the chart above are based on CalPERS actuarial valuations, which are built on actual payroll data obtained by CalPERS, and therefore, based on existing levels of filled staffing. The chart breaks out the portion of the contribution that goes toward paying unfunded liabilities. The County's current unfunded liabilities of \$866.2 million after considering the \$81.3 million in the 115-pension trust fund.

To help reduce the County's unfunded liability, the Board of Supervisors adopted a pension liability policy during FY 2020-21 and the County established an IRS Section 115 pension trust. The trust serves as an investment vehicle outside of the County's Treasury Pool to generate investment proceeds to address future pension liability obligations. This is important progress toward planning for the future and managing growing unfunded liabilities. Trust assets may be used for contributions and / or supplemental payments to unfunded liabilities. In the long term, this reduces reliance on discretionary revenues to meet this obligation and prepares the County for hard economic times potentially averting reductions of critical programs. Initially, the County used onetime funds to establish the pension trust, this includes a \$3.5million from Natividad. Additionally, in FY 2022-23, a \$250,000 appropriation and revenue increase were approved by the Board to finance the independent administrator expenses to manage the County's investment was approved by the Board from funded by the surplus of FY 2021-22.

In addition to the one-time contributions, beginning with FY 2022-23 the County implemented a supplemental pension contribution plan to continue the progress toward paying down future unfunded liabilities. This plan allows for continuous investments as opposed to only contributing surpluses or one-time funds. In FY 2022-23 the total allocations for this plan are in the general fund (\$15.2 million all funds). In FY 2023-24, allocations will remain the same at \$15.2 million. This pension charge intends to capture County and non-County funding sources to share in the growing UAL costs created in prior years as it is anticipated that some departments will recover a portion of these costs from non-County sources. It is important to note that although the County has taken various actions to address the unfunded liability and forecasted years show lower contributions, they will not revert to those of FY 2015-16.

Increases in health insurance premiums continue to add to Countywide fiscal pressures. Health

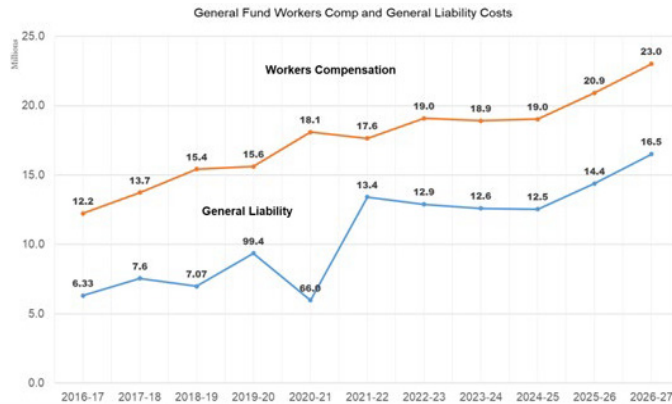
15



care costs for the current year are estimated at \$68.0 million, an increase of \$11.0 million from the prior year. As comparison, costs increased \$4.7 million from FY 2017-18 to FY 2022-23. Costs increased \$4.7 million from FY 2017-18 to FY 2022-23. Additionally, costs are estimated to grow by \$6.4 million in FY 2024-25 a significant increase with premium increasing for PERS Gold by 12.17% and PERS Platinum PPO by 12.18%. This increase is a direct result of premium increases, phase out of more affordable plans, and the terms of the latest negotiated labor contracts which include higher County contributions for premiums and higher costs of flex cash credits provided to more bargaining groups. However, much of the increase is tied to assumptions that vacancies are filled. increase in forecast years (FY 2024-25 through FY 2026-27).

Costs to run internal service fund programs continue to increase.

The workers' compensation program continues its trend of increasing projected allocated costs. FY 2024-25 costs are estimated at \$19.0 million or \$105,095 million higher than the current year and projected to grow 10% annually in the following two years, to \$23.0 million by FY 2026-27. This growth represents a \$10.8 million increase from FY 2016-17 costs. Next fiscal year, the general liability (GL) program's allocated costs to departments also are estimated slightly lower than the current year at \$12.5 million (recoverable and non-recoverable combined) and then grow 15% in the subsequent two years to \$16.5 million by FY 2026-27. Costs for this program were \$6.3 million in FY 2016-17, resulting in a growth of \$10.2 million by the end of the forecast period.

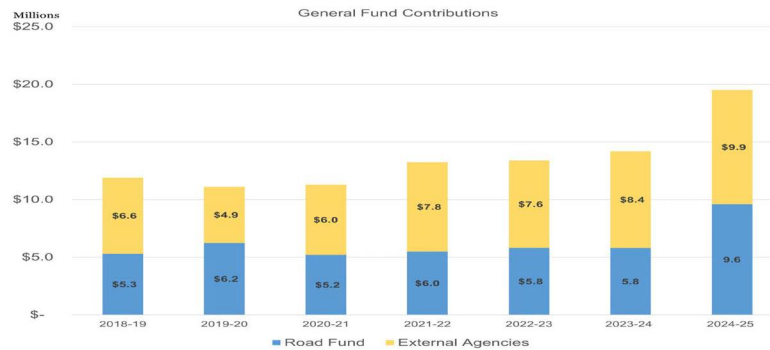


The chart above, shows the trend of historical and projected workers' compensation and general liability costs. The chart reflects a dip in FY 2020-21 for general liability costs, which reflects the suspension of approximately \$8.5 million in charges of GL recoverable costs to general fund

departments due to budgetary constraints. In FY 2021-22, the GL recoverable costs resumed.

Funding Commitments

In addition to operational cost drivers, County policy provides for funding towards external agencies and to the Road Fund. Funding agreements are based on percentage formulas, which have generally resulted in increased annual contributions in recent years. These commitments total \$13.4 million in FY 2022-23 and result from the following:



- Funding to external agencies in support of their mission to economic development.** County policy provides funding for agencies that promote economic development, tourism, and cultural arts. Contributions to these endeavors has varied over time as the County’s contribution adapts to the economic conditions facing the community. For example, during FY’s 2016-17 and 2017-18, contribution amounts were capped at FY 2015-16 levels, or \$1.9 million, due to fiscal constraints. In FY 2018-19, contributions returned to formula based; however, in FY 2019-20 contributions were again capped and include \$2.1 million from TOT. In FY 2020-21, the contribution was based on a formula driven approach amount but with a cap reflecting the anticipated decline of TOT revenue resulting in a contribution of \$1.2 million. In FY 2021-22, the amount was based on a formula using FY 2018-19 (pre pandemic) revenue, resulting in a contribution of \$2.5 million. On April 26, 2022, the Board of Supervisors established that moving forward contributions would no longer be based on a formula, but rather capped at the FY 2019-20 amount of \$2.1 million. The forecast assumes static amounts from the current year. Contributions to these agencies had grown \$1.2 million annually over the last nine fiscal years but decrease in the current year by \$532,684. During the budget development, the Board decides the level of contributions and can modify distribution percentages for this funding based on current economic conditions.
- Proposition 172 revenues (Half-Cent Public Safety Tax).** The County distributes Proposition 172 revenues based on funding agreements to user agencies of the 911 dispatch center and to fire districts to promote public safety. These contributions are at the discretion of the Board. The FY 2023-24 contributions to user agencies of the 911 center total \$2.3 million and the allocation to the fire districts is \$4.1 million and were based on the original formula using FY 2021-22 actuals as the base. Contributions to user agencies and fire districts have grown \$582,895 and \$1.1 million annually over the last five fiscal years. Due to a favorable Proposition 172 revenue trend the assumes a growth in contributions from the current year.

- TOT to the Road Fund.** In FY 2013-14, the Board adopted a policy to contribute a percentage of TOT revenue to the Road Fund, recognizing that well maintained roads are vital to the local economy. In FY 2019-20, the Board approved adjusting the contribution to the Road Fund at a level necessary to meet maintenance of effort (MOE) with the difference directed to Board approved road projects. In FY 2022-23 the amount was kept at the minimum MOE required. In FY 2024-25 based on Board direction, will return to Board adopted policy contributing a percentage of TOT revenue to the Road fund. Based on current formulas, next fiscal year, the estimated contribution to the Road Fund to meet MOE is \$5.8million will be exceeded by \$3.8 million for a total of \$9.5 million.

Emerging Countywide Needs

The following table summarizes emerging needs including departmental cost pressures that will require budget solutions beginning in the current year and next fiscal year. The main cost pressure in the current year is the impact of approved labor agreements, as department budgets did not include assumptions of increased wages when they developed their FY 2023-24 budgets because labor negotiations were ongoing. Although most departments are anticipating absorbing the additional cost, some departments may require budgetary solutions in the current year.

Emerging Needs - General Fund	FY 2023-24	FY 2024-25	FY 2025-26
Wage study adjustments	\$ 8.0	TBD	TBD
Salary Increases, Labor Agreements	\$ 22.5	\$ 50.4	TBD
PERS Contribution Increase	\$ 3.7	\$ 3.6	TBD
2023 Winter Storm & Atmospheric River Event	\$ 52.1	TBD	TBD
2024 Winter Storm Event		TBD	TBD
Total	\$ 86.3	\$ 54.0	\$ -

Salary increases. Most bargaining units labor agreements with the County in the current year, resulting in additional costs of \$22.5 million. Additionally, several wage studies for various classifications occurred in the current year, with an estimated cost of \$8.0 million for the current year. The figures reflected for FY 2023-24 and FY 2024-25, do not include additional wage studies in progress, or the wage increases units that are finalizing negotiations. Since these costs were not built into the current year budget, next year’s cost will result in a compounded amount of \$50.4 million. While non-program revenue is increasing, it is not sufficient to keep pace with increasing costs, resulting in some unfunded needs next fiscal year.

Supplemental pension charge. The County will continue to charge departments to save for supplemental pension contributions to invest funds for future pension obligations. It is essential to establish a diligent plan to address growing unfunded pension liabilities to safeguard the County’s operations in future years, as these unfunded liabilities pose a significant risk to operations if not addressed. The current UAL balance as of the writing of this report is \$866.2 million.

PERS contribution. As mentioned earlier in the report, pension contributions continue to increase. An increase of \$3.6 million is anticipated next fiscal years. This is independent of position growth or salary increases.

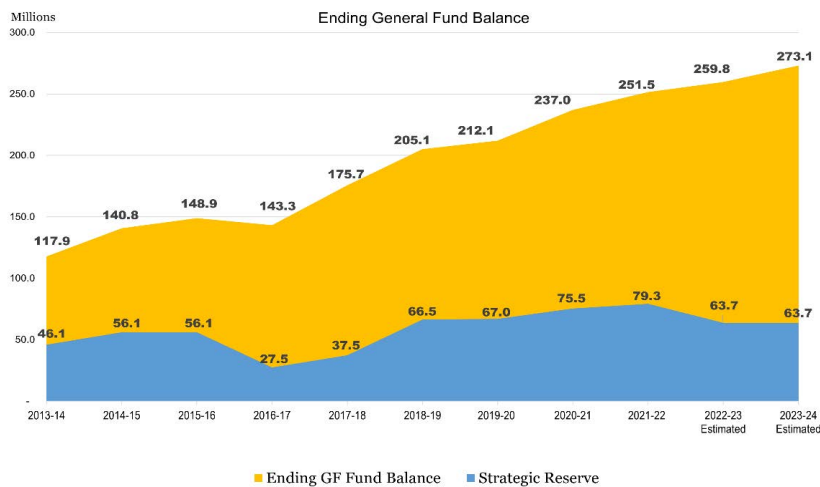
Pandemic Response. Impact to County operations will likely continue into FY 2024-25. Specific impacts will be estimated during the budget preparation cycle. Additionally, the County will allocate

ARPA funds which can be utilized to offset the costs related to pandemic response. The evolution of the pandemic will continue to be monitored so that early action could be taken once specific impacts are identified.

Winter Storm and Atmospheric River Event. The storm and atmospheric river event required the activation of the Emergency Operations Center for the County to its highest level with staff from County departments, other cities, state agencies and disaster assistance organizations participating on a 24 hour in-person basis. Cost for labor/staffing, services and supplies, and capital projects were calculated at a total of \$52.1 million. It is important to note that the County staff continues to seek FEMA reimbursements.

2024 Winter Storm. The storm required the activation of the Emergency Operation Center. The total impact and cost to the County is unknown currently, but staff will seek FEMA reimbursements.

Financial Reserves



Since the recession, the Board has strengthened financial policies to restore balance between ongoing revenues and expenditures, ending the practice of using one-time gains in fund balance to finance ongoing operations. Historically, the County has invested year-end surpluses and one-time gains in its strategic reserve and other key investments, resulting in improvement to the County’s ending fund balance each year.

The FY 2023-24 modified budget includes \$11.6 million in use of fund balance including funds authorized from restricted fund balance and other assignments. The current year estimate reflects an improvement of \$11.4 million to fund balance, primarily due to positive non-program revenue results. Based on the current year estimated results, the estimated general fund balance is projected at \$273.1 million at year-end. At the time this report was written, the Annual Comprehensive Financial Report (ACFR) was not available; therefore, fund balance figures for FY 2023-24 are estimated.

The County has previously built up the general fund strategic reserve which allowed the County to be able to respond to natural disasters and extraordinary legal costs. Because of favorable results, the County was able to keep investing in the Strategic Reserve reaching 10% of estimated annual general fund revenues, thereby meeting the Board’ strategic reserve policy ceiling in FY 2021-22 (\$79.3

million). Therefore in FY 2022-23, the County was able to redirect \$52.1 million towards unforeseen disasters.

The current Strategic Reserve is \$63.7 million an increase of \$36.5 million mainly due to reimbursement from FEMA dating back to the disasters in 2017. There is currently a request to the Board returning \$1.1 million in Strategic Reserves provided to Non-General funds for winter storm projects no longer requiring the advance funding for projects, therefore, increasing the strategic reserve to \$64.8. Additionally, the request includes the reallocation of unused (\$3.1 million) strategic reserve funds to be used to completed winter storm project reducing the balance to \$61.7 million if approved.

As illustrated in the above graph, unforeseen costs can easily reduce reserve levels. Without the prior investments, the County may not have been able to respond to the magnitude of costs due to unforeseen events or the recession during FY 2008-09. Potential uses of the strategic reserve will help the County mitigate impacts during an economic recession or other extraordinary events. It is important to continue to preserve the County’s finances, and align expenditures to available ongoing revenues, to be better prepared for future events including an economic downturn.

Natural Disasters Affecting the County’s Finances

The County has seen an increase in the number of disasters affecting its constituents. The severity of these disasters has also grown in duration and intensity. This has required the County to utilize a significant amount of its local reserves to help alleviate the community’s impact caused by these disasters pending federal and other financing sources which could be used for this purpose. Since Federal reimbursements for these costs usually take a long time to reach local communities, the County the impact to the County’s finances has been significant. Based on estimates provided by the Department of Emergency Management (DEM), since 2019, the County has incurred and estimated \$125.5 million in response to various emergencies of which an estimated \$3 million has been received from the Federal government and \$85.7 million are outstanding. The final reimbursement amount is still under review and does not account for the \$23 million the County received in FY 2022-23 from the State as part of an advance to help respond to the 2023 storm events. The CAO department will continue working with the DEM department to fine tune these figures and provide a more complete picture of FEMA reimbursements when the FY 2024-25 budget is presented to the Board.

Disaster	Description	Estimated Available Cost	Best Available Federal Share Cost (FEMA)		Reimbursement Amount	
			Obligated	Obligated	Received	Outstanding
4683	2023 January Storms	25,295,753	19,141,834	18,447		19,141,834
4699	2023 March Storms	66,115,505	49,586,629	0		49,586,629
4558	2020 Fires	1,820,703	1,737,358	1,737,358	1,123,053	614,306
4482	COVID	31,766,408	18,214,534	2,385,919	1,841,810	16,372,724
4434	2019 Storms	456,032	77,251	77,251	68,833	8,418
Total		125,454,401	88,757,606	4,218,975	3,033,696	85,723,910

General Fund Departmental Forecasts

This section provides individual departmental forecasts, which compare forecasted needs (i.e., expenditures) based on current staffing and services to available financing including estimated program revenue plus authorized general fund contributions adopted by the Board. The resulting forecast summaries help identify potential areas where service capacity may be impacted because of projected changes in expenditures and revenues. Departmental summaries offer a tool to assist the Board of Supervisors in prioritizing the distribution of discretionary general fund contributions in the upcoming budget process.

Per County policy, Departments forecasting current year deficits are required to prepare and submit a Budget Committee report outlining the cause of the problem, the alternatives available to mitigate the projected deficit, and the Department's recommended action. In the current year, Departments estimating a deficit include District Attorney, the Sheriff's Office and Department of Social Services.

General Fund Contributions

Departments are provided preliminary estimates of general fund contributions for purposes of building their initial "baseline" budgets. The initial GFC estimates represent preliminary allocations of discretionary general fund monies to be used for planning purposes. Departments use these monies to supplement program-specific revenues to finance operations. All non-program revenue, including growth, was allocated as GFC to departments.

Preliminary GFC planning estimates for the budget year and forecast years were based on current year GFC allocations with the following adjustments:

- Worker's Compensation & General Liability Increase Adjustments
- Cost Plan Adjustment – preliminary GFC planning estimates did not include an adjustment to departments GFC for anticipated cost plan charges or credits. Departments assumed static cost plan charges and credits for the forecast. Since the preliminary GFC estimates were distributed, the Auditor-Controller's Office has published updated countywide cost plan allocation (COWCAP) amounts to be applied next fiscal year. An updated GFC estimate was distributed to departments to include an adjustment for COWCAP. Per the Board's prior direction, updated GFC estimates redistributed preliminary GFC allocations across general fund departments to make the updated COWCAP a budget-neutral event (to the extent of available resources) and minimize the COWCAP's impact to general fund departments.

Departmental Forecasts

Departmental forecasts assume the budget year 2023-24 preliminary General Fund Contribution (GFC) figures as approved by the Board to fund levels of staffing and services as prioritized in the adopted budget; and assumes growth in discretionary revenue in the FY 2024-25 is distributed using the same priorities. GFC for the remaining forecast years is assumed to be static from FY 2024-25. The forecast tables in the upcoming sections reference the cost plan. This represents the cost allocation plan charges or credits for departments receiving or providing internal administrative services respectively.

Agricultural Commissioner	Modified Budget 2023-24	Year-End Estimate 2023-24	Forecast		
			2024-25	2025-26	2026-27
A. Operational Expenditures	\$12,445,406	\$12,291,083	\$13,219,709	\$13,588,988	\$14,017,947
B. Cost Plan	1,289,785	1,289,785	1,289,785	1,289,785	1,289,785
C. Total Expenditures	13,735,191	13,580,868	14,509,494	14,878,773	15,307,732
D. Revenue	8,715,100	8,994,000	9,446,800	9,897,214	10,369,897
E. Financing Need, C-D	5,020,091	4,586,868	5,062,694	4,981,559	4,937,835
F. Preliminary GFC	5,020,091	5,020,091	4,796,968	4,796,968	4,796,968
G. Surplus/(Deficit), F-E	\$ -	\$ 433,223	\$ (265,726)	\$ (184,591)	\$ (140,867)

Agricultural Commissioner– The Agricultural Commissioner’s Office expects to end the current year with \$13.6 million in expenditures, \$9.0 million in revenues and a general fund contribution of \$4.6 million resulting in a year-end surplus of \$433,233. The surplus is primarily due to salary savings on vacant positions. The department plans to fill the openings within the fiscal year. In the forecast years, the projected expenses increase due to higher salary and benefit costs, increases to service & supply due to inflationary pricing and scheduled equipment and vehicle replacement. Revenues are anticipated to increase in forecast years through the department’s continued work that qualifies for unclaimed gas tax revenue and Mill tax revenue by meeting the State’s maintenance of effort requirements at the end of each fiscal year. Deficits are anticipated in the forecast years because revenue growth is not sufficient to keep up with rising expenses.

Auditor-Controller	Modified Budget 2022-23	Year-End Estimate 2022-23	Forecast		
			2023-24	2024-25	2025-26
A. Operational Expenditures	\$ 8,160,866	\$ 7,784,680	\$ 8,621,384	\$ 11,657,535	\$ 11,816,853
B. Cost Plan	(5,866,525)	(6,050,615)	(5,866,525)	(5,866,525)	(5,866,525)
C. Total Expenditures	2,294,341	1,734,065	2,754,859	5,791,010	5,950,328
D. Revenue	722,060	495,534	495,534	495,534	495,534
E. Financing Need, C-D	1,572,281	1,238,531	2,259,325	5,295,476	5,454,794
F. Preliminary GFC	1,572,281	1,572,281	1,356,564	1,356,564	1,356,564
G. Surplus/(Deficit), F-E		\$ 333,750	\$ (902,761)	\$ (3,938,912)	\$ (4,098,230)

Auditor-Controller – The table summarizes the finances for departmental operations. The Auditor-Controller estimates ending the fiscal year with expenditures of \$1.7 million and revenues of \$495,534, resulting in a projected surplus of \$333,750. The surplus is a result of salary and benefits savings due to vacancies. The deficits emerging in forecast years are driven by increases in PERS contributions and supplemental charges, health insurance cost, salary increases resulting from labor agreements and wage studies, and decreased interfund reimbursements for staff costs because of the expected completion of the ERP Replacement project.

Assessor- Clerk/Recorder	Modified Budget 2023-24	Year-End Estimate 2023-24	Forecast		
			2024-25	2025-26	2026-27
A. Operational Expenditures	\$ 9,389,729	\$ 8,334,320	\$ 9,873,974	\$10,145,101	\$10,479,840
B. Cost Plan	1,000,941	1,000,941	1,352,794	1,352,794	1,352,794
C. Total Expenditures	10,390,670	9,335,261	11,226,768	11,497,895	11,832,634
D. Revenue	4,186,000	3,700,530	4,306,000	4,306,000	5,106,000
E. Financing Need, C-D	6,204,670	5,634,731	6,920,768	7,191,895	6,726,634
F. Preliminary GFC	6,204,670	6,204,670	6,178,377	6,178,377	6,178,377
G. Surplus/(Deficit), F-E	\$ -	\$ 569,939	\$ (742,391)	\$ (1,013,518)	\$ (548,257)

Assessor-County Clerk/Recorder – The Assessor-County Clerk/Recorder estimates year-end expenditures of \$9.3 million, and revenues of \$ 3.7 million resulting in an estimated surplus of \$ 569,939. The estimated surplus is attributed to salary savings from vacant positions. Revenue continues to decrease as real estate transactions in the Recorder’s office decrease. Forecasted deficits are due to estimated step advances, negotiated salary increases, employee benefit costs and decreased revenue.

Board of Supervisors	Modified Budget 2023-24	Year-End Estimate 2023-24	Forecast		
			2024-25	2025-26	2026-27
A. Operational Expenditures	\$ 4,184,255	\$ 4,090,334	\$ 4,375,280	\$ 4,479,646	\$ 4,617,368
B. Cost Plan	773,756	774,136	774,136	774,136	774,136
C. Total Expenditures	4,958,011	4,864,470	5,149,416	5,253,782	5,391,504
D. Revenue		-	-	-	-
E. Financing Need, C-D	4,958,011	4,864,470	5,149,416	5,253,782	5,391,504
F. Preliminary GFC	4,958,011	4,958,011	5,012,377	5,012,377	5,012,377
G. Surplus/(Deficit), F-E	\$ -	\$ 93,541	\$ (137,039)	\$ (241,405)	\$ (379,127)

Board of Supervisors – The budget for the Board of Supervisors includes six general fund units, providing for each of the five districts, and a general pool that covers shared expenses not specific to any one district. The Department projects year-end expenditures of \$4.9 million compared to a budgeted GFC of \$5.0 million, resulting in a year-end estimated surplus of \$93,541. The estimated surplus is primarily due to decreases in various services and supplies such as travel, miscellaneous supplies, and other departmental expenses. The deficits emerging in forecast years are driven by cost increases related to higher salaries, health insurance premiums, retirement costs, and general liability insurance.

Child Support Services	Modified Budget 2023-24	Year-End Estimate 2023-24	Forecast		
			2024-25	2025-26	2026-27
A. Operational Expenditures	\$11,349,785	\$10,931,440	\$11,541,270	\$11,757,017	\$12,193,821
B. Cost Plan	813,909	815,025	815,025	815,025	815,025
C. Total Expenditures	12,163,694	11,746,465	12,356,295	12,572,042	13,008,846
D. Revenue	12,084,859	11,667,630	12,331,153	12,543,127	12,841,643
E. Financing Need, C-D	78,835	78,835	25,142	28,915	167,203
F. Preliminary GFC	78,835	78,835	64,428	64,428	64,428
G. Surplus/(Deficit), F-E	\$ -	\$ -	\$ 39,286	\$ 35,513	\$ (102,775)

Child Support Services - Child Support Services is funded almost entirely through federal and state subventions for mandated services. The Department estimates year-end expenditures of \$11.7 million, revenue of \$11.7 million and GFC of \$78,835. The GFC is to cover non recoverable cost such as non-recoverable general liability and Enterprise Resource Planning (ERP) cost that are not reimbursable by the State. The Department’s expenses are \$417,229 below budget primarily due to salary savings resulting from turnover and retirements during the year.

Expenditures are forecasted to increase primarily due to increase in employee salary and benefits, workers compensation and PERS contributions. It is projected that the Department’s funding allocations from the State Department of Child Support will continue to cover rising expenditures over the next two years, with the exception of non-recoverable costs. However, a deficit is projected in FY 2026-27 due to rising cost pressures, assuming the allocation from the State Department of Child Support remains static with FY 2023-24.

Civil Rights	Modified Budget 2023-24	Year-End Estimate 2023-24	Forecast		
			2024-25	2025-26	2026-27
A. Operational Expenditures	\$ 1,134,199	\$ 1,063,689	\$ 1,147,249	\$ 1,183,442	\$ 1,210,532
B. Cost Plan	(726,202)	(726,272)	(726,202)	(726,202)	(726,202)
C. Total Expenditures	407,997	337,417	421,047	457,240	484,330
D. Revenue	-	-	-	-	-
E. Financing Need, C-D	407,997	337,417	421,047	457,240	484,330
F. Preliminary GFC	407,997	407,997	408,902	408,902	408,902
G. Surplus/(Deficit), F-E	\$ -	\$ 70,580	\$ (12,145)	\$ (48,338)	\$ (75,428)

Civil Rights – The Civil Rights Office estimates expenditures of \$1.1 million offset by a cost plan credit of \$726,272 and GFC of \$407,997 for a projected year end surplus of \$70,580 attributable to a recent vacancy anticipated to be filled by the end of the fiscal year. However, it anticipates deficits at current level funding for forecasted years. However, the Civil Rights Office anticipates deficits at the current level of funding for forecasted years, increasing to \$75,428 by the last year of the forecast. Salary, pension, and healthcare costs continue to increase, as well as civil rights training, investigations, and administrative services supporting the Civil Rights Office’s functions.

Clerk of the Board	Modified Budget 2023-24	Year-End Estimate 2023-24	Forecast		
			2024-25	2025-26	2026-27
A. Operational Expenditures	\$ 1,006,673	\$ 902,528	\$ 1,041,094	\$ 1,063,405	\$ 1,087,987
B. Cost Plan	312,681	312,681	312,681	312,681	312,681
C. Total Expenditures	1,319,354	1,215,209	1,353,775	1,376,086	1,400,668
D. Revenue	20,000	20,000	20,000	20,000	20,000
E. Financing Need, C-D	1,299,354	1,195,209	1,333,775	1,356,086	1,380,668
F. Preliminary GFC	1,299,354	1,299,354	1,293,069	1,293,069	1,293,069
G. Surplus/(Deficit), F-E	\$ -	\$ 104,145	\$ (40,706)	\$ (63,017)	\$ (87,599)

Clerk of the Board – The Clerk of the Board estimates year-end expenditures of \$1.2 million and revenue of \$20,000 ending the year with a surplus of \$104,145. The surplus is mainly due to salary savings from vacancies and leave of absence. In forecasted years, revenues from assessment appeal

applications filings are projected to remain static while expenditures are expected to continue rising due to step advances, negotiated salary increases and employee benefit costs resulting in projected deficits.

Cooperative Extension	Modified Budget 2023-24	Year-End Estimate 2023-24	Forecast		
			2024-25	2025-26	2026-27
A. Operational Expenditures	\$ 496,720	\$ 485,145	\$ 520,990	\$ 535,174	\$ 547,826
B. Cost Plan	(2,826)	(2,862)	(2,826)	(2,826)	(2,826)
C. Total Expenditures	493,894	482,283	518,164	532,348	545,000
D. Revenue	26,463	15,038	20,814	20,851	20,895
E. Financing Need, C-D	467,431	467,245	497,350	511,497	524,105
F. Preliminary GFC	467,431	467,431	453,513	453,513	453,513
G. Surplus/(Deficit), F-E	\$ -	\$ 186	\$ (43,837)	\$ (57,984)	\$ (70,592)

Cooperative Extension - Cooperative Extension estimates ending the current year with \$482,283 in expenditures, \$15,038 in revenue and a GFC of \$467,431, resulting in a surplus of \$186. The Department projects a deficit in the forecasted years, primarily due to higher salary and benefits costs resulting from step increases and higher benefits cost.

County Administrative Office	Modified Budget 2023-24	Year-End Estimate 2023-24	Forecast		
			2024-25	2025-26	2026-27
A. Operational Expenditures	\$ 17,916,230	\$ 11,714,724	\$ 10,078,785	\$ 10,001,780	\$ 10,209,577
B. Cost Plan	(5,210,065)	(5,210,140)	(5,210,140)	(5,210,140)	(5,210,140)
C. Total Expenditures	12,706,165	6,504,584	4,868,645	4,791,640	4,999,437
D. Revenue	7,535,454	2,045,932	272,870	50,000	50,000
E. Financing Need, C-D	5,170,711	4,458,652	4,595,775	4,741,640	4,949,437
F. Preliminary GFC	5,170,711	5,170,711	4,377,374	4,377,374	4,377,374
G. Surplus/(Deficit), F-E	\$ -	\$ 712,059	\$ (218,401)	\$ (364,266)	\$ (572,063)

County Administrative Office - The table above summarizes the finances for the County’s Administration “departmental” operations, including Administration and Finance, Budget and Analysis, Contracts/Purchasing, Intergovernmental and Legislative Affairs (IGLA), Emergency Services, Community Engagement & Strategic Advocacy, Economic Development, Cannabis, and Sustainability.

The Department projects year-end expenditures of \$11.7 million, financed by cost plan credits of \$5.2 million, revenues of \$2.0 million, and GFC of \$4.5 million. These projections result in a year-end estimated surplus of \$712,059. The estimated surplus is primarily due to salary savings from vacancies.

The deficits emerging in forecast years are driven by cost increases related to higher salaries, health insurance premiums, and retirement costs.

County Counsel	Modified Budget 2023-24	Year-End Estimate 2023-24	Forecast		
			2024-25	2025-26	2026-27
A. Operational Expenditures	\$ 6,375,477	\$ 6,061,721	\$ 6,178,462	\$ 6,317,159	\$ 6,346,113
B. Cost Plan	(4,446,622)	(4,447,073)	(4,446,622)	(4,446,622)	(4,446,622)
C. Total Expenditures	1,928,855	1,614,648	1,731,840	1,870,537	1,899,491
D. Revenue	400,000	514,072	400,000	400,000	400,000
E. Financing Need, C-D	1,528,855	1,100,576	1,331,840	1,470,537	1,499,491
F. Preliminary GFC	1,528,855	1,528,855	1,534,425	1,534,425	1,534,425
G. Surplus/(Deficit), F-E	\$ -	\$ 428,279	\$ 202,585	\$ 63,888	\$ 34,934

County Counsel - County Counsel estimates it will end the current fiscal year with \$1.6 million in expenditures, cost plan credits of \$4.5 million, revenue of \$514,072, and a GFC of \$1.5 million resulting in a surplus of \$428,279. The estimated surplus is due to salary savings from several vacant and underfilled positions. In additions the estimated surplus in the current year estimate and forecast years are due to increased revenue from direct bill clients.

Department of Emergency Management	Modified Budget 2023-24	Year-End Estimate 2023-24	Forecast		
			2024-25	2025-26	2026-27
A. Operational Expenditures	\$ 4,111,331	\$ 3,432,189	\$ 3,058,533	\$ 3,148,790	\$ 3,208,608
B. Cost Plan	801,639	801,879	801,879	801,879	801,879
C. Total Expenditures	4,912,970	4,234,068	3,860,412	3,950,669	4,010,487
D. Revenue	480,452	1,738,306	639,452	639,452	639,452
E. Financing Need, C-D	4,432,518	2,495,762	3,220,960	3,311,217	3,371,035
F. Preliminary GFC	4,432,518	4,432,518	3,156,759	3,156,759	3,156,759
G. Surplus/(Deficit), F-E	\$ -	\$ 1,936,756	\$ (64,201)	\$ (154,458)	\$ (214,276)

Department of Emergency Management – The Department of Emergency Management (DEM) estimates year-end expenditures of \$4.2 million, revenues of \$1.7 million and \$4.4 million in GFC, resulting in a year-end surplus of \$1.9 million. The estimated surplus is a result of salary and benefits savings due to vacant positions and delays in several contract executions. The Department is continuing recruitment efforts and will be filling several limited term grant funded positions. DEM’s surplus consists of an overage of \$487,500 from an Advance Funding Agreement. DEM received of \$1,187,500 to fund repairs of the San Ardo Water District wastewater treatment facility damaged in the 2023 winter storms. As of now, the planned expense for the advance is \$700,000 due to the current obligated FEMA project cost.

The department will continue to monitor the year end estimates as unknown expenses continue to arise from prior year storms and the potential for future unknown disaster events may occur. In forecast years, the projected expenses increase due to estimated step advances, negotiated salary increases and employee benefits cost.

District Attorney	Modified Budget 2023-24	Year-End Estimate 2023-24	Forecast		
			2024-25	2025-26	2026-27
A. Operational Expenditures	\$34,900,337	\$29,700,967	\$34,022,231	\$34,455,901	\$34,806,922
B. Cost Plan	5,331,953	5,334,369	5,334,369	5,334,369	5,334,369
C. Total Expenditures	40,232,290	35,035,336	39,356,600	39,790,270	40,141,291
D. Revenue	18,606,548	15,653,505	17,540,977	17,884,965	18,391,206
E. Financing Need, C-D	21,625,742	19,381,831	21,815,623	21,905,305	21,750,085
F. Preliminary GFC	21,625,742	21,625,742	20,824,107	20,824,107	20,824,107
G. Surplus/(Deficit), F-E	\$ -	\$ 2,243,911	\$ (991,516)	\$ (1,081,198)	\$ (925,978)

District Attorney – The Office of the District Attorney (DA) anticipates year-end expenditures of \$35.0 million, revenues of \$15.7 million and \$21.6 million in GFC, resulting in a year-end surplus of \$2.2 million. Revenues are down \$2.9 million due to delays in settlements of cases in the Civil Unit, decreased Prison Unit billings and decreased sales tax revenues. Expenditures are lower than budgeted levels due to salary savings from vacancies throughout the year. The DA projects deficits in the forecast years primarily due to forecasted salary increases, increasing PERS retirement costs, health insurance premiums and allocated costs such as workers’ compensation insurance.

Elections	Modified Budget 2023-24	Year-End Estimate 2023-24	Forecast		
			2024-25	2025-26	2026-27
A. Operational Expenditures	\$ 5,738,180	\$ 5,720,145	\$ 5,914,882	\$ 4,475,903	\$ 4,559,308
B. Cost Plan	839,964	840,374	840,374	840,374	840,374
C. Total Expenditures	6,578,144	6,560,519	6,755,256	5,316,277	5,399,682
D. Revenue	748,710	748,910	1,923,026	805,500	805,500
E. Financing Need, C-D	5,829,434	5,811,609	4,832,230	4,510,777	4,594,182
F. Preliminary GFC	5,829,434	5,829,434	4,130,532	4,130,532	4,130,532
G. Surplus/(Deficit), F-E	\$ -	\$ 17,825	\$ (701,698)	\$ (380,245)	\$ (463,650)

Elections - The Elections Department administers all federal, state, county, and local public elections. Departmental expenditures and revenues vary based on the number and size of scheduled and unscheduled special elections in a given year. The Department expects to end the current year with expenditures of \$6.6 million, revenue of \$748,910, and a GFC of \$5.8 million, resulting in a surplus of \$17,825.

Projected expenditures and revenues in forecast years reflect estimated charges for one scheduled election per fiscal year: a Presidential General Election in FY 2024-25, a statewide primary in FY 2025-26, and a statewide general election in FY 2026-27. The funds necessary to conduct mandated county, state and federal elections must be provided by the General Fund. Revenues from local districts reimburse the cost of their portion of the election. The Presidential General Election will cause higher services and supplies next fiscal year (including ballot printing, mailing and seasonal staffing), but revenue will also increase due to reimbursement of election costs from a higher number of billable jurisdictions. The Department expects a deficit of \$701,698 for FY 2024-25, and smaller deficits in the two out years as expenses decrease for smaller statewide elections in those years.

Health	Modified Budget 2023-24	Year-End Estimate 2023-24	Forecast		
			2024-25	2025-26	2026-27
A. Operational Expenditures	\$ 133,146,583	\$ 123,427,071	\$ 125,056,298	\$ 125,804,895	\$ 125,558,197
B. Cost Plan	9,921,261	9,154,938	8,438,265	8,438,265	8,438,265
C. Total Expenditures	143,067,844	132,582,009	133,494,563	134,243,160	133,996,462
D. Revenue	119,057,555	105,209,709	108,390,394	110,688,418	111,027,967
E. Financing Need, C-D	24,010,289	27,372,300	25,104,169	23,554,742	22,968,495
F. Preliminary GFC	24,010,289	24,010,289	17,793,618	17,793,618	17,793,618
G. Surplus/(Deficit), F-E	\$ -	\$ (3,362,011)	\$ (7,310,551)	\$ (5,761,124)	\$ (5,174,877)

Health Department – The Health Department provides a wide array of services including but not limited to animal services, public health, clinic services, public guardian/conservator/administrator, emergency medical services, and environmental health. The Department estimates year-end expenditures of \$132.6 million, revenues of \$105.2 million, and a financing need of \$27.3 million.

Year-end expenditures are estimated at \$10.4 million lower than budgeted primarily due to salary and benefits savings of \$3.9 million resulting from a vacancy rate of approximately 24% as the Department continues to struggle to find qualified staff across all bureaus, but particularly in the Primary Care Clinics and in the Public Health Bureau, and savings of \$6.5 million in services and supplies, other charges and fixed assets attributable to lower levels of services to the public than planned. Overall, the majority of savings are in the categories of professional services, which will not be required due to the lower than planned staffing. The total estimated expenditures include a liability payment to the State totaling \$5.1 million from budgeted restricted fund. As of March 2015, some Central California Alliance for Health members were moved from fee-for-service to capitation with the State performing yearly reconciliations. Any over payment for services rendered by the County found by the State must be returned. At the time the budget was developed the reimbursement to the State was estimated at \$3.7 million and was budgeted accordingly. However, the State has caught up on settlements and the actual amounts paid total \$5.1 million, which will require an additional \$1.4 million to be drawn from the restricted fund. Revenue is projected to end the year \$13.8 million below budget. The high vacancy rate impacted the level of services provided, therefore decreasing revenue.

Although the table depicts the Department ending the current fiscal year with a \$3.4 million deficit, the gap will be closed with a combination of fee for service revenue from new clinic sites to open in the spring, expenditure adjustments, and additional restricted funds draw to cover the eligible costs. The Department projects ending within the allocated General Fund Contribution in the current year. The projected deficits in the forecast years are clerical in nature, as use of restricted funds was not included. The Department will submit annual budgets in compliance with the allocated General Fund Contribution.

Housing & Community Development	Modified Budget 2023-24	Year-End Estimate 2023-24	Forecast		
			2024-25	2025-26	2026-27
A. Operational Expenditures	\$17,849,377	\$16,074,182	\$18,505,739	\$18,803,941	\$19,237,133
B. Cost Plan	1,927,663	1,929,312	1,928,863	1,928,863	1,928,863
C. Total Expenditures	19,777,040	18,003,494	20,434,602	20,732,804	21,165,996
D. Revenue	10,208,611	8,870,015	10,245,076	10,300,964	10,489,177
E. Financing Need, C-D	9,568,429	9,133,479	10,189,526	10,431,840	10,676,819
F. Preliminary GFC	9,568,429	9,568,429	9,545,293	9,545,293	9,545,293
G. Surplus/(Deficit), F-E	\$ -	\$ 434,950	\$ (644,233)	\$ (886,547)	\$ (1,131,526)

Housing and Community Development - The FY2023-24 year-end estimate for Housing and Community Development (HCD) consists of \$18.0 million in expenditures, revenues of \$8.9 million and a general fund contribution of \$9.6 million resulting in an estimated surplus of \$435,950. The surplus is attributed to salary and benefit savings due to vacancies. The Department is working to fill vacant positions to provide a higher level of service to the constituents of Monterey County. HCD continues to utilize outside consultants to process a limited number of Planning and Building applications. The Department continues to forecast revenues conservatively even though the non-discretionary costs continue to rise.

Human Resources	Modified Budget 2023-24	Year-End Estimate 2023-24	Forecast		
			2024-25	2025-26	2026-27
A. Operational Expenditures	\$ 7,159,211	\$ 6,566,691	\$ 7,334,746	\$ 7,454,628	\$ 7,637,889
B. Cost Plan	(6,400,929)	(6,401,418)	(6,401,418)	(6,401,418)	(6,401,418)
C. Total Expenditures	758,282	165,273	933,328	1,053,210	1,236,471
D. Revenue	-	-	-	-	-
E. Financing Need, C-D	758,282	165,273	933,328	1,053,210	1,236,471
F. Preliminary GFC	758,282	758,282	873,061	873,061	873,061
G. Surplus/(Deficit), F-E	\$ -	\$ 593,009	\$ (60,267)	\$ (180,149)	\$ (363,410)

Human Resources-The Human Resources Department estimates expenditures of \$6.7 million financed by \$6.4 million in cost plan credits and GFC of \$758,282 resulting in an estimated surplus of \$593,009 for the fiscal year. Estimated savings are primarily due to position vacancies. Conversely, deficits are projected in the forecasted years as a result of rising salary and benefit costs, such as wage increases, position step advances, pension contributions, workers' compensation insurance, and general liability insurance.

Information Technology	Modified Budget 2023-24	Year-End Estimate 2023-24	Forecast		
			2024-25	2025-26	2026-27
A. Operational Expenditures	\$24,825,950	\$24,825,950	\$ 25,099,542	\$ 25,345,690	\$ 25,665,263
B. Cost Plan	(20,157,907)	(20,157,907)	(20,157,907)	(20,157,907)	(20,157,907)
C. Total Expenditures	4,668,043	4,668,043	4,941,635	5,187,783	5,507,356
D. Revenue	550,000	550,000	550,000	550,000	550,000
E. Financing Need, C-D	4,118,043	4,118,043	4,391,635	4,637,783	4,957,356
F. Preliminary GFC	4,118,043	4,118,043	4,126,133	4,126,133	4,126,133
G. Surplus/(Deficit), F-E	\$ -	\$ -	\$ (265,502)	\$ (511,650)	\$ (831,223)

Information Technology – The Information Technology Department estimates year-end operational expenditures of \$24.8 million and revenue of \$550,000. The Department recovers its operational expenditures through direct charges to departments as well as the cost plan which in current year reflects a credit in the amount of \$20.2 million. Combined expenditure and income results in an estimated debit to the general fund of \$4.1 million, with no overrun of GFC. Future forecast figures include an increase in operational expenses mostly due to salary and benefit costs, which reflect a corresponding deficit increase in GFC.

Probation	Modified Budget 2023-24	Year-End Estimate 2023-24	Forecast		
			2024-25	2025-26	2026-27
A. Operational Expenditures	\$64,912,590	\$64,610,844	\$66,386,104	\$67,785,994	\$69,179,725
B. Cost Plan	3,884,126	3,884,126	3,884,126	3,884,126	3,884,126
C. Total Expenditures	68,796,716	68,494,970	70,270,230	71,670,120	73,063,851
D. Revenue	41,497,459	41,233,642	39,520,911	39,600,063	39,799,475
E. Financing Need, C-D	27,299,257	27,261,328	30,749,319	32,070,057	33,264,376
F. Preliminary GFC	27,299,257	27,299,257	27,328,332	27,328,332	27,328,332
G. Surplus/(Deficit), F-E	\$ -	\$ 37,929	\$ (3,420,987)	\$ (4,741,725)	\$ (5,936,044)

Probation – The Department projects year-end expenditures of \$68.5 million, revenues of \$41.2 million and a GFC of \$27.3 million. The estimated nominal surplus of \$37,929 is primarily due to salary savings from vacancies. The estimate reflects a decrease in budgeted revenues and expenditures of \$263,817 and \$301,746, respectively. The decrease in revenues is due to lower Prop 172 funding from the State and reduced reimbursements from a local service program. The lower expenditures are due to vacancies and reduced claimable activities for the aforementioned local program. The forecast years reflect deficits ranging from \$3.4 to \$5.9 million. The deficits are driven by flat revenue projections and estimated cost increases to salaries and benefits from negotiated bargaining agreements and higher pension contribution costs.

Public Defender	Modified Budget 2023-24	Year-End Estimate 2023-24	Forecast		
			2024-25	2025-26	2026-27
A. Operational Expenditures	\$16,489,774	\$16,489,774	\$17,089,954	\$17,366,957	\$17,726,942
B. Cost Plan	1,456,749	1,456,749	1,456,749	1,456,749	1,456,749
C. Total Expenditures	17,946,523	17,946,523	18,546,703	18,823,706	19,183,691
D. Revenue	2,383,258	2,411,481	2,383,258	2,383,258	2,383,258
E. Financing Need, C-D	15,563,265	15,535,042	16,163,445	16,440,448	16,800,433
F. Preliminary GFC	15,563,265	15,563,265	15,299,282	15,299,282	15,299,282
G. Surplus/(Deficit), F-E	\$ -	\$ 28,223	\$ (864,163)	\$ (1,141,166)	\$ (1,501,151)

Public Defender - The Public Defender’s Office estimates year-end expenditures of \$17.9 million, revenue of \$2.4 million, and a GFC of \$15.6 million, resulting in a nominal surplus of \$28,223. The surplus is primarily due to a small increase in revenues from the final close out of a multi-year State funded grant that offset development costs for a case management enhancement for indigent defense.

The Department projects deficits in the forecasted years due to increases in non-discretionary costs and a GFC decrease associated with one-time revenues. Non-discretionary cost increases include higher salaries and benefits from negotiated labor agreements, pension contributions, and health insurance premiums. Future revenue and expenditures will continue to vary depending on trial-related

costs and associated service agreements that maintain Department operations. The Public Defender will continue to monitor these impacts, adjust as needed to minimize their effect, and pursue grant funding opportunities to offset increased costs.

Public Works, Facilities, & Parks	Modified Budget 2023-24	Year-End Estimate 2023-24	Forecast		
			2024-25	2025-26	2026-27
A. Operational Expenditures	\$ 28,490,245	\$ 33,291,061	\$ 30,241,387	\$ 31,043,219	\$ 31,698,283
B. Cost Plan	(10,653,438)	(10,653,262)	(10,653,260)	(10,653,260)	(10,653,260)
C. Total Expenditures	17,836,807	22,637,799	19,588,127	20,389,959	21,045,023
D. Revenue	3,969,920	6,949,704	3,548,924	3,688,327	3,841,706
E. Financing Need, C-D	13,866,887	15,688,095	16,039,203	16,701,632	17,203,317
F. Preliminary GFC	13,866,887	13,866,887	11,892,202	11,892,202	11,892,202
G. Surplus/(Deficit), F-E	\$ -	\$ (1,821,208)	\$ (4,147,001)	\$ (4,809,430)	\$ (5,311,115)

Public Works, Facilities, and Parks - Public Works, Facilities, and Parks (PWFP) - The FY 2023-24 current year estimate projects expenditures of \$22.6 million, revenues of \$6.9 million and general fund contribution of \$15.7 million, for a net estimated deficit of \$1.8 million. The estimate reflects an increase in budgeted expenditures and revenues of \$4.8 million and \$3.0 million, respectively.

The increase in expenditures is due to the December 2022 and March 2023 winter storm projects which were approved by the Board in the FY 2022-23 budget year but were not completed that year and carried into FY 2023-24, were not included in the adopted budget. Along with these projects, the Board approved the utilization of strategic reserve funds to complete the projects pending federal, state, or other reimbursements. PWFP has requested the strategic reserve funds which were not used in FY 2022-23 are carried over to FY 2023-24, which will resolve the deficit if the carryover request is approved by the Board.

The increase in revenue in the current year estimate is primarily from insurance proceeds for the storm related projects of \$2.5 million and an increase in park visitors at Lake San Antonio due to water levels of \$0.5 million.

The forecasted deficits in outlying years are related to nondiscretionary cost increases, such as salaries, pension contributions, general liability, and property insurance premiums. The decline in revenues is related to a one-time insurance proceeds related to the storm projects. Other fluctuations from FY 2023-24 to the out years are from adjustments to the General Fund Contribution (GFC) for one-time allocations for facility unscheduled maintenance, utilities for shared facilities.

Sheriff	Modified Budget 2023-24	Year-End Estimate 2023-24	Forecast		
			2024-25	2025-26	2026-27
A. Operational Expenditures	\$140,965,379	\$140,957,084	\$149,785,604	\$155,588,236	\$161,289,766
B. Cost Plan	10,401,107	10,409,400	11,073,631	11,073,631	11,073,631
C. Total Expenditures	151,366,486	151,366,484	160,859,235	166,661,867	172,363,397
D. Revenue	50,105,339	49,406,141	49,758,904	49,758,904	49,758,904
E. Financing Need, C-D	101,261,147	101,960,343	111,100,331	116,902,963	122,604,493
F. Preliminary GFC	101,261,147	101,261,147	98,413,466	98,413,466	98,413,466
G. Surplus/(Deficit), F-E	\$ -	\$ (699,196)	\$ (12,686,865)	\$ (18,489,497)	\$ (24,191,027)

Sheriff-Coroner – The Sheriff’s Office projects year-end expenditures of \$151.4 million, revenues of \$49.4 million, and a GFC of \$101.3 million, resulting in a deficit estimated at \$699,196 attributable to a decrease in Prop 172 revenues. Pending Board approval, the department anticipates accepting approximately \$1.1 million in additional revenues not accounted for in the estimate for CalAIM, AB109 and an officer wellness grant. New revenues obtained and correlating expenditures will be reflected in the Sheriff’s Requested Budget for Fiscal Year 2024-25. The Sheriff’s Office will continue to seek new funding opportunities to offset increased costs and implement controls in spending to meet a balanced budget at year-end.

The Sheriff’s Office projects growing deficits in forecast years increasing to \$24.2 million in FY 2026-27 due to significant increases in inmate medical costs, salary and benefits from negotiated bargaining agreements, fleet, general liability and workers compensation insurance in the next three years.

Cooperative Extension	Modified Budget 2023-24	Year-End Estimate 2023-24	Forecast		
			2024-25	2025-26	2026-27
A. Operational Expenditures	\$ 496,720	\$ 485,145	\$ 520,990	\$ 535,174	\$ 547,826
B. Cost Plan	(2,826)	(2,862)	(2,826)	(2,826)	(2,826)
C. Total Expenditures	493,894	482,283	518,164	532,348	545,000
D. Revenue	26,463	15,038	20,814	20,851	20,895
E. Financing Need, C-D	467,431	467,245	497,350	511,497	524,105
F. Preliminary GFC	467,431	467,431	453,513	453,513	453,513
G. Surplus/(Deficit), F-E	\$ -	\$ 186	\$ (43,837)	\$ (57,984)	\$ (70,592)

Social Services – The Department of Social Services (DSS) estimates year-end expenditures of \$266.7 million, revenues of \$238.6 million and GFC of \$28.1 million, resulting in a deficit of approximately \$868,112.

Year-end expenditures are estimated at \$4.8 million higher than budgeted due to an increased in caseload in the CalWORKS program and Emergency Rental Assistance program and for disaster recovery efforts predominantly funded by the American Rescue Plan Act. DSS will see salary and benefit savings (\$4.1 million) due to vacancies and savings in the Family and Children Services’ Wraparound program due to a processing change, offsetting some of the increased expenditures. DSS also experienced a higher level of expenditures related to the March 2023 Disaster Rains.

Year-end revenues are estimated at \$3.9 million higher than budgeted primarily driven by the reimbursements from the State related to the increased CalWORKS caseload.

It should be noted that the year-end estimate was completed at a time when only one quarter of fiscal data was available to estimate earned revenues, and these estimates may change before year-end closing. Expenditures in the forecast years are estimated to increase at a higher rate than revenues, leading to forecasted deficits. Forecast year 1 will utilize one-time Realignment fund balance to close the deficit gap. However, no Realignment growth is estimated, nor are there any one-time solutions planned to cover the projected deficits in Forecast years 2 and 3 at this time.

Treasurer- Tax Collector	Modified Budget 2023-24	Year-End Estimate 2023-24	Forecast		
			2024-25	2025-26	2026-27
A. Operational Expenditures	\$10,214,557	\$ 9,101,560	\$ 9,042,484	\$ 9,325,954	\$ 9,509,061
B. Cost Plan	(155,612)	(155,612)	(155,612)	(155,612)	(155,612)
C. Total Expenditures	10,058,945	8,945,948	8,886,872	9,170,342	9,353,449
D. Revenue	8,144,936	7,718,134	7,068,650	7,208,095	7,323,238
E. Financing Need, C-D	1,914,009	1,227,814	1,818,222	1,962,247	2,030,211
F. Preliminary GFC	1,914,009	1,914,009	1,954,716	1,954,716	1,954,716
G. Surplus/(Deficit), F-E	\$ -	\$ 686,195	\$ 136,494	\$ (7,531)	\$ (75,495)

Treasurer-Tax Collector - The Treasurer-Tax Collector (TTC) projects year-end expenditures of \$8.9 million, revenue of \$7.7 million, and a general fund contribution (GFC) of \$1.9 million, resulting in an estimated surplus of \$686,195. This surplus is largely due to estimated expenditures being under budget by \$1.1 million, primarily from lower salary and benefit expenditures resulting from vacancies and delayed recruitments as well as having renegotiated vendor contracts with multiple vendors in order to reduce costs. However, these savings were partially offset by new expenses due to recent labor union agreements, and employee leave payouts. Revenue is projected to be \$426,802 below budget largely due to lower levels of reimbursable expenditures in the TTC’s Revenue and Treasury Divisions. In addition, the repeal of various administrative fees by Assembly Bills 177 and 199 continues to negatively impact previously collectible revenue sources.

Estimated expenditures in forecasted years include negotiated cost of living increases, earned step increases, increases in service agreement expenditures, and countywide increases for healthcare insurance, PERS Retirement, property insurance, and other internal service charges. Forecasted revenue assumes allowable cost recovery based on estimated expenditures for the Revenue Division, Treasury services, and conservative increases based on recent and current year experience.

OTHER MAJOR FUNDS

Road Fund – The Road Fund is a special revenue fund established by State law to account for revenues legally restricted revenues for the County’s road and bridge projects and related maintenance. The Road Fund’s primary funding sources are State Highway User Tax Allocation (HUTA or Gas Tax), the Transportation Agency for Monterey County (TAMC) retail transaction and use tax ordinance (Measure X), the Road Repair and Accountability Act of 2017 (Senate Bill 1 [SB1]), and Transient Occupancy Tax (TOT). Measure X and SB1 are newer revenue streams that produce annual revenues of \$9.0 million and \$10.0 million, respectively.

Fund 002 Road Fund	Modified Budget 2023-24	Year-End Estimate 2023-24	Forecast		
			2023-24	2024-25	2026-27
A. Beginning Fund Balance	\$ 30,858,217	\$ 30,858,217	\$ 20,834,874	\$ 8,880,416	\$ (2,013,443)
B. Revenue	61,572,791	59,654,741	74,355,650	76,473,570	68,060,679
C. Cancellation of Assignments	-	-	-	-	-
D. Total Financing, A+B+C	92,431,008	90,512,958	95,190,524	85,353,986	66,047,236
E. Expenditures	78,446,989	69,678,084	86,310,108	87,367,429	77,192,478
F. Provisions for Assignments	-	-	-	-	-
G. Total Financing Uses, E+F	78,446,989	69,678,084	86,310,108	87,367,429	77,192,478
H. Ending Fund Balance, D-G	\$ 13,984,019	\$ 20,834,874	\$ 8,880,416	\$ (2,013,443)	\$ (11,145,242)

The FY 2023-24 revenue estimate is \$1.9 million less than budget due to delays in construction of Laureles Grade Road at Carmel Valley Road Roundabout funded by Traffic Impact Fees and one scheduled Palo Colorado project that was unfunded. Forecasted revenues for FY 2024-25 and 2025-26 are projected to increase by \$14.7 million and \$2.1 million, respectively. Contributing to the increase are the Safe Routes to Schools projects in Castroville, Chualar and San Ardo which will bring in new Active Transportation Program funds and an increase in Transient Occupancy Tax allocation. FY 2026-27 revenues are projected to decrease by \$8.4 million as federally funded projects are anticipated to be completed.

Estimated expenditures are \$8.8 million under budget as several large project’s construction phases were deferred until FY 2024-25; including Laureles Grade Road at Carmel Valley Road Roundabout, Alisal Road Rehabilitation Salinas to Hartnell Rd, and Las Lomas Drive Bicycle Lane and Pedestrian projects. Variances between the current year budget and the three-year estimates are due to changes in project timelines brought on by weather, natural disaster events like fires and winter storms, permit delays and staffing shortages. Expenditures in FY 2024-25 are projected to increase by \$16.6 million. FY 2025-26 and 2026-27 expenditures are projected to decrease by \$1.1 and \$10.2 million as federal funded projects are anticipated to be completed.

Fund Balance is projected to decrease in FY2023-24 as work has begun on the Pavement Asset Management Program, to improve the condition of County Service Area roadways. In the 3-year forecast, fund balance continues to be a primary financing source, along with a projected increase in TOT, for the Pavement Asset Management Program, which will drive down fund balance further.

Monterey County Free Libraries – For the current fiscal year end, the Library Department is projecting an addition of \$426,917 to existing Fund Balance. The Department’s expenditures are \$62,705 below budget primarily due to salary savings for vacant positions. Other operational expenditures are in line with the adopted budget. Current year revenue is \$130,635 above budget, primarily due to property tax revenues.

Fund 003 Monterey County Free Libraries	Modified Budget 2023-24	Year-End Estimate 2023-24	Forecast		
			2024-25	2025-26	2026-27
			A. Beginning Fund Balance	\$ 7,657,326	\$ 7,657,326
B. Revenue	11,644,157	11,774,792	11,910,361	12,245,932	12,591,570
C. Cancellation of Assignments	-	-	-	-	-
D. Total Financing, A+B+C	19,301,483	19,432,118	19,994,604	19,372,723	20,169,319
E. Expenditures	11,410,580	11,347,875	12,867,813	11,794,974	13,038,010
F. Provisions for Assignments	-	-	-	-	-
G. Total Financing Uses, E+F	11,410,580	11,347,875	12,867,813	11,794,974	13,038,010
H. Ending Fund Balance, D-G	\$ 7,890,903	\$ 8,084,243	\$ 7,126,791	\$ 7,577,749	\$ 7,131,309

For forecasted period, the Library projects use of fund balance for major capital projects in branch libraries. In FY 2024-25, expenditures are projected to increase \$1.5 million, mostly attributed to Capital Improvement Projects, including Fixtures, Furniture and Equipment (FF&E) for the new Gonzales Library, rehabilitation of the flood damaged Pajaro Library, and anticipation of construction of a new East Garrison Library. A request is also being made for construction funds for a new Bradley Library, and a high priority project is a new library in Seaside. These projects will happen across a wide timeline, so expenses fluctuate over the forecasted period. In addition, the Library Department will purchase a new vehicle in FY 2024-25 and remodel the service desk for the Marina Library. The department anticipates using \$1.0 million in fund balance in FY 2024-25. By the end of the forecast period, fund balance is estimated at \$7.1 million.

Staff continues their commitment to garner grants and philanthropy to support library operations, however the projected California State budget deficit is currently projected to cut support for major library programs, such as online homework help, services to veterans, and resources for job seekers. Staff is currently assessing which programs are critical to continue, the possibility of funding those programs within the operational budget, and working with the Foundation for Monterey County Free Libraries on fundraising strategies.

The Foundation for Monterey County Free Libraries is committed to continue funding ongoing programs such as Homework Centers, Summer Reading Program, and outreach to youth in the community, and they project funding all the Library requests for calendar year 2024. Various Friends of the Library groups continue to support and fundraise on behalf of local branch libraries.

Behavioral Health – Pursuant to Welfare and Institutions Code Section 5600, the Health Department’s Behavioral Health Bureau provides a continuum of County operated and community-based substance use disorder and mental health services. The program provides community prevention programs, crisis intervention, inpatient psychiatric services, social rehabilitation, supportive housing, and outpatient services primarily to Monterey County Medi-Cal beneficiaries who meet the State Department of Health Care Services, Mental Health Division’s medical necessity criteria. In addition, the program also serves many non-Medi-Cal eligible residents who have behavioral health disorders. All the financial activity for these services is captured in the Behavioral Health Fund (fund 23).

Fund 023 Behavioral Health	Modified Budget 2023-24	Year-End Estimate 2023-24	Forecast		
			2024-25	2025-26	2026-27
A. Beginning Fund Balance	\$ 43,745,224	\$43,745,224	\$ 37,353,287	\$ 31,069,833	\$ 25,556,545
B. Revenue	159,522,461	163,670,677	163,670,677	162,390,343	155,293,315
C. Cancellation of Assignments	-	-	-	-	-
D. Total Financing, A+B+C	203,267,685	207,415,901	201,023,964	193,460,176	180,849,860
E. Expenditures	166,379,440	170,062,614	169,954,131	167,903,631	161,893,462
F. Provisions for Assignments	-	-	-	-	-
G. Total Financing Uses, E+F	166,379,440	170,062,614	169,954,131	167,903,631	161,893,462
H. Ending Fund Balance, D-G	\$ 36,888,245	\$37,353,287	\$ 31,069,833	\$ 25,556,545	\$ 18,956,398

For the current fiscal year, expenditures for the Behavioral Health Fund are estimated at \$170.0 million and revenues at \$163.7 million, resulting in an estimated decrease in fund balance of \$6.9 million.

Expenditures are estimated at approximately \$3.7 million above the modified budget of \$166.4 million. The higher expenditures are attributable to the inclusion of the Behavioral Health Bridge Housing grant for \$2.3 million and the Mental Health Rehabilitation Center grant for \$6.7 million. These costs will be offset by \$5.2 million in salary savings due to a higher-than-budgeted vacancy rate.

Revenues are estimated at approximately \$4.1 million above the modified budget of \$159.2 million. The higher revenues are attributable to the inclusion of the Behavioral Health Bridge Housing grant for \$2.3 million, the Mental Health Rehabilitation Center grant for \$6.7 million, and an increase in MHSA revenues for \$3.8 million. These revenues will be offset by a decrease in 2011 Realignment transfers of \$8.7 million.

For the current fiscal year, the bureau estimates year-end expenditures of \$144 million, which is approximately \$13.4 million below the modified budget of \$157.4 million. The lower expenditures are attributable to a higher than budgeted vacancy rate generating \$5.4 million in salary and benefit savings, lower than anticipated operating transfer in the Whole Person Care program for \$2.9 million, and lower than anticipated services and supplies costs of approximately \$5.0 million. Current year-end revenue is estimated at \$139.9 million, which is approximately \$10.4 million below the modified budget of \$150.3 million. The decrease in revenues is attributable to lower Mental Health Services Act (MHSA) revenues of approximately \$6.0 million and lower than anticipated Federal Financial Participation reimbursements of \$4.4 million.

The forecast years depict decreases in expenditures in revenues, as compared to the modified budget, due to the phase-out of the Whole Person Care program, which ended in December 2021 but still had expenditures in FY 2023-24 as well as the expiration of the Bridge Housing and Mental Health Rehabilitation grants. Excluding these significant changes, increases in salaries and benefits, operating costs increases such as insurance costs, and contracted services are also projected to increase. This combined with anticipated impacts to revenue streams in realignment and the Mental Health Services Act projects a significant decrease in fund balance. The Bureau will monitor these impacts as it prepares its FY 2024-25 budget and will adjust as needed to minimize this impact. As

reported in the FY 2022-23 year-end report, the fund balance includes \$8.4 million is assigned funds for potential future Medi-Cal program settlement costs.

Emergency Communications - The Emergency Communications Department provides dispatch and call taking (9-1-1 and non-emergency) to Monterey County residents and law enforcement, fire protection and emergency medical dispatch services for over 30 local, regional, county, and State public safety agencies.

Fund 028 Emergency Communications	Modified Budget 2023-24	Year-End Estimate 2023-24	Forecast		
			2024-25	2025-26	2026-27
A. Beginning Fund Balance	\$ 3,263,903	\$ 3,263,903	\$ 2,732,022	\$ 3,061,022	\$ 3,390,022
B. Revenue	14,188,933	14,182,419	14,360,157	14,720,830	15,141,767
C. Cancellation of Assignments	-	-	-	-	-
D. Total Financing, A+B+C	17,452,836	17,446,322	17,092,179	17,781,852	18,531,789
E. Expenditures	14,734,982	14,714,300	14,031,157	14,391,830	14,812,767
F. Provisions for Assignments	-	-	-	-	-
G. Total Financing Uses, E+F	14,734,982	14,714,300	14,031,157	14,391,830	14,812,767
H. Ending Fund Balance, D-G	\$ 2,717,854	\$ 2,732,022	\$ 3,061,022	\$ 3,390,022	\$ 3,719,022

The Department is operating under a special revenue fund and expects to end the current year with expenditures totaling \$14.7 million and revenue totaling \$14.2 million, including a County GFC of \$1.8 million and use of fund balance of approximately \$532,000.

The Department estimates a planned addition to the department’s reserve of \$329,000 in the current year. This addition to the reserve was planned through the annual budgeting process and will be set aside for future replacement and upgrades to the Department’s equipment, systems, and building. The reserve is not intended to pay for ongoing operating costs. The Department’s fund balance is expected to decrease due to a reduction of GFC in the current year resulting from an overcollection of Public Safety Sales Tax funds collected in the fund in the prior year. The Department is also utilizing fund balance generated from prior year’s surplus to offset billable costs.

Costs are expected to fall in FY 2024-25 because the current year budget includes one-time expenses and funding for a security fence and dispatch software costs. Costs will rise in the remaining forecast years due to escalating salaries, pension, and health insurance costs, as well as rising costs of service agreements that maintain the operations at the Department. Costs are charged pursuant to the formula in the 9-1-1 Services Agreement which allocates costs to the agencies served through a 3-factor ratio of jurisdictional workload, property value, and population. The Department anticipates continuing to build its reserves through the forecast years using that cost sharing ratio.

Natividad – Natividad is a county enterprise fund, defined as a governmental fund that provides goods and services to the public for a fee, making the entity self-supporting.

Fund 451 Natividad	Modified Budget 2023-24	Year-End Estimate 2023-24	Forecast		
			2024-25	2025-26	2026-27
A. Beginning Fund Balance	\$ 294,500,705	\$ 294,500,705	\$ 312,622,152	\$ 316,727,279	\$ 319,447,011
B. Revenue	412,886,422	428,072,224	454,555,197	466,937,231	479,513,598
C. Cancellation of Assignments	-	-	-	-	-
D. Total Financing, A+B+C	707,387,127	722,572,929	767,177,349	783,664,510	798,960,609
E. Expenditures	399,347,035	409,950,777	450,450,070	464,217,499	478,468,420
F. Provisions for Assignments	-	-	-	-	-
G. Total Financing Uses, E+F	399,347,035	409,950,777	450,450,070	464,217,499	478,468,420
H. Ending Fund Balance, D-G	\$ 308,040,092	\$ 312,622,152	\$ 316,727,279	\$ 319,447,011	\$ 320,492,189

Revenue: Net revenue for the current year is expected to be \$4.6 million higher than budget. The expected average daily census was 124.0 while the actual has been 130.3. The higher than anticipated inpatient census has been for trauma services and general (non-Covid) patients. However, patients with Covid continues to be treated but at a significantly lower volume than prior years. The increase in net revenues resulted from an increase in the census and government assistance for higher expenses in providing care.

Operating Expenses: Expenditures in the current year are estimated at \$10.6 million over budget. Labor and supplies expenses are major contributors to increases in expenditures. While higher volume contributed to additional costs, contracted or travel nurses and labor for ancillary services significantly added to labor expenses. Annual wage increases to both union and non-union employees and benefits are factors to labor costs increases. Contracted physicians to provide 24/7 coverage to trauma services also was a factor. The price for supplies also continues to be high as compared to previous years.

Capital Expenditures: The current year and the forecasted years include costs for capital projects. Natividad forecasts to spend on average \$20.0 million annually on capital projects. Proposed projects include Emergency department remodel and upgrade to improve patient flow, upgrade tube system between rehabilitation and medical surgical units, upgrade laboratory tracking system for testing, upgrade alarm fire alarm system, upgrade communication system – phone, replacement of computers on wheels for patient information, and replacement of general medical equipment.

Net Results: NMC projects an increase in net position from operations totaling \$18.1 million over the current and increasing in the forecasted years.

Lake & Resort Operations – The Lake & Resort Operations Fund is an enterprise fund accounting for Lake Nacimiento operations. It is a self-supporting entity, providing goods and services to the public for a fee. The Resort at Lake Nacimiento is managed under an agreement with an external operator, Vista Recreation. The agreement allows for reimbursement of the operator’s expenditures in addition to monthly management and annual incentive fees. The County is responsible for capital expenses such as repairs to infrastructure.

Fund 452 Lake & Resort Operations	Modified Budget 2023-24	Year-End Estimate 2023-24	Forecast		
			2024-25	2025-26	2026-27
A. Beginning Fund Balance	\$ 2,681,432	\$ 2,681,432	\$ 3,141,967	\$ 3,482,248	\$ 4,043,856
B. Revenue	3,936,796	4,994,481	4,933,303	5,074,295	5,219,516
C. Cancellation of Assignments	-	-	-	-	-
D. Total Financing, A+B+C	6,618,228	7,675,913	8,075,270	8,556,543	9,263,372
E. Expenditures	3,686,682	4,533,946	4,593,022	4,512,687	4,658,879
F. Provisions for Assignments	-	-	-	-	-
G. Total Financing Uses, E+F	3,686,682	4,533,946	4,593,022	4,512,687	4,658,879
H. Ending Fund Balance, D-G	\$ 2,931,546	\$ 3,141,967	\$ 3,482,248	\$ 4,043,856	\$ 4,604,493

Fiscal Year 2022-23 closed with \$2.5 million in Total Net Position, \$0.2 million higher than the year before. Of the total net position rolled over to FY 2023-24, only \$0.8 million is available for unrestricted spending. The other \$0.8 million is set aside as Investment in Capital Assets, while \$0.9 million is restricted, specifically for Zebra/Quagga Mussel Program (\$0.5 million), for Mobile Home rehabilitation use of the 2018 Trailer Fire Insurance Proceeds (\$0.3 million), and for 2023 Winter Storm pending projects (\$0.1 million).

The current year estimate anticipates \$5.0 million of revenues and \$4.5 million of expenditures, for a net gain of \$0.5 million. The revenue estimate is \$1 million or 27% more than the budget, while the expenditure estimate is \$0.8 million or 23% higher than budget. These estimates lead to \$0.2 million gain, therefore higher Net Position. The significant increases in estimates are attributable to increased water levels with 59% current capacity, expecting it to even be higher before Spring due to rains this winter. Except during winter months, business for the rest of the fiscal year is anticipated to be as favorable, if not better. Demand for recreational activities, such as boat rental, day use, lodging, camping at the Lake, have shown significant increases since Spring through Summer 2023, and a similar outcome is anticipated in Spring through Summer 2024. The new boats that were added to the Fleet in April 2023 are also a major contributor to this upward revenue trend. The County has since started receiving 15% of gross revenues from boat rentals, with no related costs for the operator owned fleet.

Revenue forecasts for the next three years – FY 2024-25 through 2026-27 are trending up, even without the annual \$0.5 million operating transfer in from the general fund. The final settlement payment for the Water World Resort liability will be fully settled in June 2024, which will then eliminate the need for a General Fund subsidy.

Expenditure forecasts for the next three years are anticipated to be under control with FY 2024-25 increasing less than \$0.1 million over FY 2023-24, and \$0.1 million more in FY 2026-27. These expenditure forecasts do include planned capital expenditures of \$0.4 million in FY 2024-25. Capital expenditures, that meet the dollar-threshold set per capital asset policy, are to be treated as assets in an Enterprise Fund. Reclassification of the qualified capital expenditures to assets happen at fiscal year-end close. Including them in these forecasts only to fully capture all anticipated expenditures.

Laguna Seca Recreation Area (Laguna Seca) – Laguna Seca is owned by the County and functions as a fee-for-service enterprise. Operations are managed by A&D Narigi Consulting, LLC (A&D). LSRA operations include camping, track rentals, venue rentals, corporate team-building packages, and special events, including local and international gatherings. As an enterprise fund, the fees

collected from its operations are its sole financing source to fully cover its operating costs and asset improvement and replacement needs.

Fund 453 Laguna Seca Recreation Area	Modified Budget 2023-24	Year-End Estimate 2023-24	Forecast		
			2024-25	2025-26	2026-27
A. Beginning Fund Balance	\$ 9,215,695	\$ 9,215,695	\$ 10,417,254	\$ 7,480,000	\$ 4,841,708
B. Revenue	27,031,008	31,159,475	21,051,031	22,097,183	23,195,642
C. Cancellation of Assignments					
D. Total Financing, A+B+C	36,246,703	40,375,170	31,468,285	29,577,183	28,037,350
E. Expenditures	27,293,894	29,957,915	23,988,285	24,735,475	25,674,998
F. Provisions for Assignments					
G. Total Financing Uses, E+F	27,293,894	29,957,915	23,988,285	24,735,475	25,674,998
H. Ending Fund Balance, D-G	\$ 8,952,809	\$ 10,417,255	\$ 7,480,000	\$ 4,841,708	\$ 2,362,352

FY 2023-24 began the year with \$9.2 million total net position, but only \$0.1 million is available for unrestricted spending. The other \$8.3 million is set aside as Investment in Capital Assets, while \$0.8 million is restricted grant money for use in repair of damages related to LSRA Track and Bridge Rehabilitation project. Net Position is understated by \$19.2 million, pending an increase from Capital Asset adjustments to be finalized by the Auditor-Controller’s office (ACO) for the Start Finish Bridge and Track Overlay projects completed in FY 2022-23.

Current year estimates anticipate \$31.2 million of revenues and \$30.0 million of expenditures, for a net gain of \$1.2 million Net Position versus budgeted net loss of \$0.3 million. This significant change is a combination of increases in event revenues from Ferrari and a second INDY event, offset by a net increase in related operating expenses and depreciation. The General Fund loan of \$1.7 million for the Bridge and Track, which was to be repaid in full in FY 2023-24, is proposed to be spread out over 5 years. This reduces the operating transfer to General Fund of \$1.7 million to \$0.4 million, adding \$1.3 million in expenditure savings.

The forecasted years’ revenues of \$21.1 million in FY 2024-25, with \$1.1 million increases in each subsequent year is on trend with the normal revenue cycle. Revenues are declining from FY 2023-24, due to additional events that fell in FY 2023-24, such as Rennsport Reunion (occurs every 5 years) and INDY that came through twice.

Expenditure forecasts also show a reduction, compared to FY 2023-24 estimates, from \$30.0 million to \$24.0 million with \$1.0 million increases for the next two years. The expenditure forecasts include \$0.4 million annual operating transfer out to repay the General Fund loan, increased depreciation of \$1.7 million from the Bridge and Track, and higher operating costs, including increased management fees of \$1.3 million.

Forecasted revenue are not projected to fully meet expenditures. The forecasted years’ bottom-line amounts will reduce Net Position by \$2.9 million, \$2.6 million, and \$2.5 million, respectively. With the Track and Bridge rehabilitation officially completed, and the global pandemic over, Management is looking to continue boosting revenues by bringing in new events, which are not reflected in the forecast. County team is also working towards effective cost controls with the LSRA management team to achieve a more favorable bottom line.

Expenditure/Revenue History by Department for All Funds						
Department	FY 2019-20 Actual	FY 2020-21 Actual	FY 2021-22 Actual	FY 2022-23 Actual	FY 2023-24 Estimated	FY 2024-25 Recommended
Board of Supervisors						
DEPX1000xx Expenditures	\$ 3,860,835	\$ 3,775,231	\$ 4,378,314	\$ 4,790,842	\$ 4,864,470	\$ 6,382,790
DEPX1000xx Revenue	\$ 10	\$ 6,691	\$ 10	\$ 652	\$ 40	\$ -
GF Contribution	\$ 3,860,825	\$ 3,768,540	\$ 4,378,304	\$ 4,790,190	\$ 4,864,430	\$ 6,382,790
Department of Emergency Management						
DEPX1040xx Expenditures					\$ 5,385,299	\$ 11,503,217
DEPX1040xx Revenue					\$ 2,889,537	\$ 7,771,414
GF Contribution/Fund Balance					\$ 2,495,762	\$ 3,731,803
County Administrative Office						
DEPX1050xx Expenditures	\$ 79,333,628	\$ 147,170,894	\$ 83,510,122	\$ 156,591,461	\$ 76,169,112	\$ 87,045,918
DEPX1050xx Revenue	\$ 290,974,629	\$ 404,593,759	\$ 361,334,542	\$ 415,049,924	\$ 357,639,032	\$ 343,523,575
GF Contribution/Fund Balance	\$ (211,641,001)	\$ (257,422,865)	\$ (277,824,419)	\$ (258,458,463)	\$ (281,469,920)	\$ (256,477,657)
Human Resources						
DEPX1060xx Expenditures	\$ 11,548,066	\$ 15,430,656	\$ 13,617,246	\$ 14,657,682	\$ 13,703,882	\$ 14,100,813
DEPX1060xx Revenue	\$ 12,270,471	\$ 11,569,020	\$ 11,457,407	\$ 11,084,245	\$ 10,690,753	\$ 11,798,171
GF Contribution/Fund Balance	\$ (722,405)	\$ 3,861,636	\$ 2,159,839	\$ 3,573,437	\$ 3,013,129	\$ 2,302,642
Economic Development*						
DEPX1070xx Expenditures	\$ (904)					
DEPX1070xx Revenue	\$ 18,233					
GF Contribution/Fund Balance	\$ (19,137)					
Civil Rights Office						
DEPX1080xx Expenditures	\$ (178,221)	\$ (400,639)	\$ (60,001)	\$ 277,216	\$ 337,417	\$ 382,624
DEPX1080xx Revenue	\$ -	\$ 1,356	\$ -	\$ -	\$ -	\$ -
GF Contribution	\$ (178,221)	\$ (401,995)	\$ (60,001)	\$ 277,216	\$ 337,417	\$ 382,624
Auditor-Controller						
DEPX1110xx Expenditures	\$ 51,358,067	\$ 16,301,489	\$ 16,945,684	\$ 17,075,037	\$ 17,214,590	\$ 16,691,997
DEPX1110xx Revenue	\$ 50,550,903	\$ 16,502,494	\$ 16,721,636	\$ 16,468,176	\$ 15,976,059	\$ 15,309,587
GF Contribution/Fund Balance	\$ 807,164	\$ (201,005)	\$ 224,048	\$ 606,861	\$ 1,238,531	\$ 1,382,410
Treasurer-Tax Collector						
DEPX1170xx Expenditures	\$ 6,140,429	\$ 5,699,263	\$ 7,278,438	\$ 7,854,014	\$ 8,945,948	\$ 9,257,494
DEPX1170xx Revenue	\$ 5,501,902	\$ 5,913,956	\$ 6,101,434	\$ 6,194,456	\$ 7,718,134	\$ 9,011,649
GF Contribution	\$ 638,527	\$ (214,693)	\$ 1,177,004	\$ 1,659,558	\$ 1,227,814	\$ 245,845
Assessor-County Clerk-Recorder						
DEPX1180xx Expenditures	\$ 8,846,844	\$ 9,218,095	\$ 12,349,986	\$ 10,317,284	\$ 9,522,361	\$ 11,053,612
DEPX1180xx Revenue	\$ 4,464,344	\$ 6,079,409	\$ 7,273,980	\$ 3,684,517	\$ 4,075,530	\$ 4,788,996
GF Contribution	\$ 4,382,500	\$ 3,138,687	\$ 5,076,006	\$ 6,632,767	\$ 5,446,831	\$ 6,264,616
County Counsel						
DEPX1210xx Expenditures	\$ 49,699,262	\$ 36,429,310	\$ 46,612,966	\$ 46,415,167	\$ 49,340,158	\$ 50,959,867
DEPX1210xx Revenue	\$ 47,038,552	\$ 44,346,589	\$ 49,591,968	\$ 51,572,978	\$ 48,239,582	\$ 48,995,000
GF Contribution/Fund Balance	\$ 2,660,710	\$ (7,917,279)	\$ (2,979,001)	\$ (5,157,811)	\$ 1,100,576	\$ 1,964,867
Clerk of the Board						
DEPX1300xx Expenditures	\$ 754,012	\$ 840,624	\$ 916,246	\$ 998,201	\$ 1,215,209	\$ 1,007,345
DEPX1300xx Revenue	\$ 21,944	\$ 14,101	\$ 23,166	\$ 20,054	\$ 20,000	\$ 20,000
GF Contribution	\$ 732,068	\$ 826,523	\$ 893,081	\$ 978,148	\$ 1,195,210	\$ 987,346
Elections						
DEPX1410xx Expenditures	\$ 5,203,287	\$ 7,828,304	\$ 6,544,109	\$ 5,569,037	\$ 6,560,519	\$ 6,448,310
DEPX1410xx Revenue	\$ 1,053,587	\$ 3,673,609	\$ 3,471,676	\$ 2,502,052	\$ 748,910	\$ 2,323,026
GF Contribution	\$ 4,149,700	\$ 4,154,695	\$ 3,072,433	\$ 3,066,985	\$ 5,811,609	\$ 4,125,284
Emergency Communications						
DEPX1520xx Expenditures	\$ 12,505,357	\$ 13,160,438	\$ 12,477,314	\$ 14,637,640	\$ 16,232,415	\$ 16,320,645
DEPX1520xx Revenue	\$ 13,965,878	\$ 14,079,889	\$ 14,569,026	\$ 14,454,170	\$ 14,978,534	\$ 16,268,776
GF Contribution/Fund Balance	\$ (1,460,521)	\$ (919,452)	\$ (2,091,712)	\$ 183,470	\$ 1,253,881	\$ 51,869
Information Technology						
DEPX1930xx Expenditures	\$ 4,827,175	\$ (2,034,691)	\$ (6,501,545)	\$ (1,556,410)	\$ 6,156,043	\$ 5,019,799
DEPX1930xx Revenue	\$ 1,310,338	\$ 1,519,534	\$ 1,347,613	\$ 1,431,091	\$ 2,038,000	\$ 2,250,000
GF Contribution	\$ 3,516,837	\$ (3,554,225)	\$ (7,849,158)	\$ (2,987,501)	\$ 4,118,043	\$ 2,769,799
District Attorney						

Expenditure/Revenue History by Department for All Funds

Department		FY 2019-20 Actual	FY 2020-21 Actual	FY 2021-22 Actual	FY 2022-23 Actual	FY 2023-24 Estimated	FY 2024-25 Recommended
DEPX2240xx	Expenditures	\$ 28,315,528	\$ 35,332,700	\$ 37,149,466	\$ 36,694,484	\$ 36,090,336	\$ 38,331,000
DEPX2240xx	Revenue	\$ 14,414,844	\$ 14,793,095	\$ 16,824,142	\$ 15,495,310	\$ 16,708,505	\$ 18,719,054
	GF Contribution/Fund Balance	\$ 13,900,684	\$ 20,539,605	\$ 20,325,324	\$ 21,199,174	\$ 19,381,831	\$ 19,611,946
Child Support Services							
DEPX2250xx	Expenditures	\$ 10,482,528	\$ 11,020,082	\$ 11,095,444	\$ 10,989,730	\$ 11,746,465	\$ 12,242,938
DEPX2250xx	Revenue	\$ 10,178,573	\$ 11,165,477	\$ 11,091,978	\$ 10,924,260	\$ 11,667,630	\$ 12,180,117
	GF Contribution	\$ 303,955	\$ (145,395)	\$ 3,466	\$ 65,470	\$ 78,835	\$ 62,821
Public Defender							
DEPX2270xx	Expenditures	\$ 14,977,196	\$ 15,425,659	\$ 15,952,229	\$ 18,007,906	\$ 18,340,433	\$ 20,553,907
DEPX2270xx	Revenue	\$ 1,289,427	\$ 1,450,569	\$ 2,364,215	\$ 2,545,411	\$ 2,856,249	\$ 4,462,684
	GF Contribution/Fund Balance	\$ 13,687,769	\$ 13,975,090	\$ 13,588,014	\$ 15,462,495	\$ 15,484,184	\$ 16,091,223
Sheriff-Coroner							
DEPX2300xx	Expenditures	\$ 119,965,917	\$ 129,273,175	\$ 134,916,529	\$ 150,352,461	\$ 159,081,515	\$ 162,815,458
DEPX2300xx	Revenue	\$ 44,748,600	\$ 49,624,283	\$ 51,278,516	\$ 52,810,047	\$ 57,121,172	\$ 60,472,640
	GF Contribution/Fund Balance	\$ 75,217,317	\$ 79,648,893	\$ 83,638,013	\$ 97,542,414	\$ 101,960,343	\$ 102,342,818
Probation							
DEPX2550xx	Expenditures	\$ 72,883,428	\$ 75,346,850	\$ 78,273,535	\$ 83,644,898	\$ 101,928,855	\$ 104,150,444
DEPX2550xx	Revenue	\$ 47,310,369	\$ 48,374,940	\$ 57,839,285	\$ 64,214,341	\$ 72,582,346	\$ 74,449,213
	GF Contribution/Fund Balance	\$ 25,573,059	\$ 26,971,911	\$ 20,434,250	\$ 19,430,557	\$ 29,346,509	\$ 29,701,231
Agricultural Commissioner							
DEPX2810xx	Expenditures	\$ 11,807,673	\$ 11,837,918	\$ 12,967,003	\$ 13,855,332	\$ 13,580,868	\$ 15,988,928
DEPX2810xx	Revenue	\$ 7,728,947	\$ 8,527,160	\$ 8,935,519	\$ 10,096,836	\$ 8,994,000	\$ 10,150,500
	GF Contribution	\$ 4,078,726	\$ 3,310,757	\$ 4,031,484	\$ 3,758,496	\$ 4,586,868	\$ 5,838,428
Resource Management Agency							
DEPX3000xx	Expenditures	\$ 113,464,494	\$ 106,083,025	\$ -			
DEPX3000xx	Revenue	\$ 148,745,009	\$ 77,563,327	\$ 282,414	\$ 7,181		
	GF Contribution/Fund Balance	\$ (35,280,515)	\$ 28,519,698	\$ (282,414)			
Housing & Community Development							
DEPX3100xx	Expenditures			\$ 17,967,033	\$ 22,811,237	\$ 23,465,361	\$ 26,871,077
DEPX3100xx	Revenue			\$ 12,690,815	\$ 14,297,759	\$ 14,359,402	\$ 18,511,475
	GF Contribution/Fund Balance			\$ 5,276,218	\$ 8,513,478	\$ 9,105,959	\$ 8,359,602
Public Works, Facilities, & Parks							
DEPX3200xx	Expenditures			\$ 84,599,990	\$ 163,850,203	\$ 171,783,610	\$ 167,553,262
DEPX3200xx	Revenue			\$ 74,853,506	\$ 159,765,726	\$ 144,233,014	\$ 127,899,195
	GF Contribution/Fund Balance			\$ 9,746,484	\$ 4,084,477	\$ 27,550,596	\$ 39,654,067
Health							
DEPX4000xx	Expenditures	\$ 259,802,463	\$ 270,764,675	\$ 295,664,619	\$ 309,006,686	\$ 356,919,487	\$ 383,314,328
DEPX4000xx	Revenue	\$ 246,239,510	\$ 278,371,387	\$ 306,615,153	\$ 288,866,875	\$ 321,135,287	\$ 345,048,100
	GF Contribution/Fund Balance	\$ 13,562,953	\$ (7,606,712)	\$ (10,950,534)	\$ 20,139,811	\$ 35,784,200	\$ 38,266,228
Social Services							
DEPX5010xx	Expenditures	\$ 262,561,621	\$ 265,397,449	\$ 313,618,502	\$ 322,665,917	\$ 337,060,943	\$ 345,594,452
DEPX5010xx	Revenue	\$ 248,404,753	\$ 262,279,189	\$ 292,854,370	\$ 305,240,894	\$ 306,831,444	\$ 318,896,098
	GF Contribution/Fund Balance	\$ 14,156,868	\$ 3,118,260	\$ 20,764,132	\$ 17,425,023	\$ 30,229,499	\$ 26,698,354
Library							
DEPX6110xx	Expenditures	\$ 9,396,171	\$ 9,528,605	\$ 10,484,222	\$ 12,405,498	\$ 11,347,875	\$ 14,212,669
DEPX6110xx	Revenue	\$ 11,002,106	\$ 11,427,034	\$ 11,375,893	\$ 13,965,031	\$ 11,774,792	\$ 12,250,446
	Fund Balance	\$ (1,605,935)	\$ (1,898,429)	\$ (891,671)	\$ (1,559,533)	\$ (426,917)	\$ 1,962,223
Cooperative Extension Service							
DEPX6210xx	Expenditures	\$ 421,662	\$ 465,109	\$ 405,970	\$ 513,333	\$ 482,283	\$ 590,929
DEPX6210xx	Revenue	\$ 9,078	\$ 1,292	\$ -	\$ -	\$ 15,038	\$ 20,910
	GF Contribution	\$ 412,584	\$ 463,817	\$ 405,970	\$ 513,333	\$ 467,245	\$ 570,019
Parks							
DEPX7500xx	Expenditures						
DEPX7500xx	Revenue						
	GF Contribution/Fund Balance						
Natividad Medical Center							
DEPX9600xx	Expenditures	\$ 574,278,014	\$ 581,044,407	\$ 439,004,321	\$ 494,929,105	\$ 416,840,773	\$ 446,455,576

Expenditure/Revenue History by Department for All Funds							
Department		FY 2019-20 Actual	FY 2020-21 Actual	FY 2021-22 Actual	FY 2022-23 Actual	FY 2023-24 Estimated	FY 2024-25 Recommended
DEPX9600xx	Revenue	\$ 597,516,658	\$ 644,230,812	\$ 493,593,551	\$ 521,759,730	\$ 428,072,224	\$ 450,185,028
	Net Position	\$ (23,238,644)	\$ (63,186,405)	\$ (54,589,230)	\$ (26,830,625)	\$ (11,231,451)	\$ (3,729,452)
Countywide							
Totals	Expenditures	\$ 1,712,254,532	\$ 1,764,938,629	\$ 1,650,167,746	\$ 1,917,353,961	\$ 1,874,316,227	\$ 1,974,849,399
	Revenue	\$ 1,804,758,665	\$ 1,916,108,974	\$ 1,812,491,816	\$ 1,982,451,717	\$ 1,861,365,214	\$ 1,915,305,654
	GF Contribution/Fund Balance	\$ (92,504,133)	\$ (151,170,345)	\$ (162,324,071)	\$ (65,097,756)	\$ 12,951,013	\$ 59,543,745

Effective FY 2016-17, Resource Management Agency (RMA) reorganized its reporting structure. Expenditures & Revenues are now reported at the division level.
 Effective FY 2017-18, Parks falls under the Resource Management Agency (RMA).
 Effective FY 2017-18, the Equal Opportunity Office was renamed Civil Rights Office.
 Effective FY 2019-20, Economic Development was reorganized and now falls under the County Administrative Office (CAO) and RMA.
 Effective FY 2021-22, the Resource Management Agency (RMA) was dissolved and the Public, Works, Facilities & Parks Department and the Housing & Community Development Department were formed.
 Effective FY 2023-24, the Department of Emergency Management was formed.



This page intentionally left blank.

Strategic Initiatives

Monterey County Strategic Initiatives


Overview

Monterey County's strategic initiatives are one element of an integrated management system focused on understanding how well programs and services are meeting defined goals with the resources provided by County, State and Federal funds. This system links together four previously separate efforts by the County to understand and evaluate programmatic performance.




Each element of this integrated management system provides critical information for County officials, staff and the public.


- **Strategic initiatives** are set by the Board of Supervisors. They establish overarching priorities for the County and provide direction to departments during the budget development process.
- **Department Operational Goals** are developed at the department level as part of the annual budget development process. They align with the Board of Supervisors' strategic initiatives.
- **Programs and services** are delivered by County staff. They are designed and budgeted in accordance with established budget goals.
- **Performance measures** provide a framework to assess County programs and services in relation to the Board's strategic initiatives. Department directors, managers and supervisors use performance data on an ongoing basis to manage for results and improve programs.




ECONOMIC DEVELOPMENT




ADMINISTRATION



HEALTH AND HUMAN SERVICES




INFRASTRUCTURE




PUBLIC SAFETY

Strategic Initiatives


Policy Area	Strategic Initiative
Economic Development <i>“Enhancing the well-being and prosperity of Monterey County Residents”</i>	Through collaboration, strengthen economic development to ensure a diversified and healthy economy.
Administration <i>“Efficient and Effective Government Operations”</i>	Promote an organization that practices efficient and effective resource management and is recognized for responsiveness, strong customer orientation, accountability and transparency.
Health and Human Services <i>“Health and Wellness for Monterey County Residents”</i>	Improve health and quality of life through County supported policies, programs, and services; promoting access to equitable opportunities for healthy choices and healthy environments in collaboration with communities.
Infrastructure <i>“Meeting our Facilities, Water, Technology and Transportation Needs”</i>	Plan and develop a sustainable, physical infrastructure that improves the quality of life for County residents and supports economic development results.
Public Safety <i>“Creating Safe Communities”</i>	Create a safe environment for people to achieve their potential, leading businesses and communities to thrive and grow while reducing violent crimes.




ECONOMIC DEVELOPMENT



ADMINISTRATION



HEALTH AND HUMAN SERVICES



INFRASTRUCTURE



PUBLIC SAFETY

Key Objectives for Strategic Initiatives

Economic Development

- Create better paying jobs, reduce poverty and increase the revenue base through business expansion while adding to the economic vitality of the County.

Administration

- Achieve a balanced budget each year that sustains core services and efficiently allocates resources.
- Recruit and retain a diverse, talented workforce that supports the mission of Monterey County.
- Foster innovation in order to improve efficiency and effectiveness of County services.

Health and Human Services


- Reduce regional, socio-economic inequities in health outcomes.
- Improve health outcomes through healthy and wellness promotion and access to top quality healthcare.
- Advocate for a sufficient allocation of funds from the state and federal governments that will enable the County to carry out its authorized health care programs.

Infrastructure

- Improve the conditions of County roads and bridges.
- Promote the use of best environmental practices for County facilities and operations.
- Provide for adequate County facilities and infrastructure.
- Protect water quality and provide for adequate water supply.

Public Safety

- Create and sustain a comprehensive approach to reducing violence.
- Attain safe and appropriate facilities to house adult and juvenile offenders that prepare them for successful re-entry to society.
- Engage public safety stakeholders, partners, and whole community in resiliency building activities including emergency reporting, disaster preparedness, mitigation response and recovery.




ECONOMIC DEVELOPMENT




ADMINISTRATION



HEALTH AND HUMAN SERVICES



INFRASTRUCTURE



PUBLIC SAFETY



This page intentionally left blank.

General Financial Policies

COUNTY OF MONTEREY



GENERAL FINANCIAL POLICIES

Fiscal Year 2024-25

TABLE OF CONTENTS

- 1. PURPOSE AND BACKGROUND 1**
- 2. GENERAL FINANCIAL PHILOSOPHY 1**
 - 2.1 The Annual Budget 2
- 3. ROLES AND FUNCTIONS 2**
 - 3.1 Role of County Administrative Office 2
 - 3.2 Principal Functions of the County Administrative Office..... 2
 - 3.3 Principal Functions of County Departments 3
 - 3.4 Principal Functions of the Budget Committee 3
 - 3.5 Principal Functions of the Capital Improvement Committee..... 3
- 4. SERVICES AND FUND STRUCTURE..... 3**
 - 4.1 General Fund..... 3
 - 4.2 Other Funds 3
 - 4.3 Major Funds 4
- 5. OPERATING BUDGET 4**
 - 5.1 The County Budget 4
 - 5.2 Balanced Budget..... 5
 - 5.3 Ongoing Maintenance and Operations Needs 5
 - 5.4 Adequate Maintenance of Capital Facilities and Equipment 5
 - 5.5 CalPERS 5
 - 5.6 Budget Deficits 5
 - 5.7 Appropriations and Transfers 6
 - 5.8 Responsibility for Budget Management and Budgetary Control..... 6
 - 5.9 Preparation of Financial Reports..... 6
 - 5.10 Publication of Budget..... 7
 - 5.11 County Budget Development..... 7
 - 5.12 Establish Countywide Priorities 8
 - 5.13 Authorization of Elected Officials 8
 - 5.14 Budget Adoption Level..... 8
 - 5.15 Amendments to the Adopted Budget 9
 - 5.16 Budgetary Basis 9
 - 5.17 Capital Asset Definition..... 9
- 6. STRATEGIC PLANNING 9**
 - 6.1 Three-Year Forecast..... 9
- 7. REVENUE AND EXPENDITURE POLICIES..... 10**
 - 7.1 Revenue Diversification 10
 - 7.2 Revenue Estimates..... 10
 - 7.3 Current Revenues 10
 - 7.4 User Fees 10
 - 7.5 One-Time Revenues..... 11
 - 7.6 Revenues of a Limited or Indefinite Term 11
 - 7.7 Use of Discretionary General Fund Revenue..... 11
 - 7.8 Maintaining Revenue and Expenditure Categories 11

General Financial Policies

- 7.9 Outside Organization Contributions 11
- 7.10 Appropriations for Contingencies..... 13
- 7.11 Performance Measures 13
- 7.12 Procurement..... 13
- 7.13 Payment for Goods from Prior Year 13
- 8. FUND BALANCE AND RESERVE POLICIES..... 14**
 - 8.1 Use of Year-End Fund Balance 14
 - 8.2 Fund and Reserve Levels 14
 - 8.3 Committed Fund Balance – Strategic Reserve Fund 15
 - 8.4 Order of Expenditure of Fund Balance 15
- 9. INTERFUND LOANS 15**
 - 9.1 Interfund Loan Terms 16
 - 9.2 Interfund Loan Interest 16
- 10. ENTERPRISE FUNDS 17**
 - 10.1 Expenses 17
 - 10.2 Rate Structure and Net Position 17
 - 10.3 Services..... 17
 - 10.4 Net Operating Revenues..... 17
 - 10.5 Interest from Funds 17
 - 10.6 Financial Monitoring and Reporting..... 17
- 11. INTERNAL SERVICE FUNDS..... 18**
 - 11.1 Use of Internal Service Funds 18
 - 11.2 General Fund Transfers 18
 - 11.3 Actuarial Studies 19
 - 11.4 Internal Service Funds Reporting..... 19
- 12. CAPITAL FACILITIES AND IMPROVEMENT POLICIES..... 19**
 - 12.1 Capital Investments..... 19
 - 12.2 Enhanced Infrastructure Financing District..... 19
 - 12.3 Financial Analysis of Funding Sources 20
 - 12.3 Annual Capital Improvement Budget 20
 - 12.4 Capital Project Reports 20
- 13. DEBT MANAGEMENT 20**
- 14. GRANT MANAGEMENT 21**
- 15. STATE AND FEDERAL PROGRAMS 21**

1. PURPOSE AND BACKGROUND

The stewardship of public funds is one of the most significant responsibilities given to the officials and managers of the County of Monterey (County). The development and maintenance of prudent financial policies enable County officials to protect public interests, ensure transparency, and build trust. Financial policies define a shared understanding of how the County develops its financial practices and manages its resources to provide the best value to the community.

This document centralizes the County's financial policies to establish a framework for overall fiscal planning, management, and guidance. These policies are reviewed, updated, and brought before the Board of Supervisors (Board) as needed but at least annually for adoption. This continued review and adoption promotes sound financial management and helps maintain the County's stability, efficiency, and effectiveness by ensuring the Board's financial guidance is provided before all County actions. The policies also offer guidelines for evaluating both current activities and proposals for future programs and direct the County's financial resources toward meeting its objectives and strategic initiatives.

The policies provide general guidance in the management of the County's fiscal affairs and are to be used by all County departments to meet their obligation to operate in a financially prudent manner. The Recommended Budget adheres to these policies.

2. GENERAL FINANCIAL PHILOSOPHY

The financial policies provide a sufficient financial base and the resources necessary to support and sustain an adequate and responsible community service level to ensure public safety, enhance the physical infrastructure and environment, and improve and maintain the quality of life within our community.

The cornerstone and highest priority of the County's financial policies is fiscal integrity. It shall be the goal of the County to achieve a strong financial condition with the ability to:

- a. Sustain adequate financial liquidity to meet normal operating and contingent obligations;
- b. Provide an acceptable level of medical, social, law enforcement, and other protective services to assure public health and safety;
- c. Ensure a sufficient financial base is maintained to withstand local and regional economic impacts;
- d. Prudently plan, coordinate, review, and implement responsible community development and growth;
- e. Foster the ability to adjust efficiently to the community's changing service requirements;
- f. Maintain and improve infrastructure and capital assets;
- g. Regularly review programs and operational methods to improve processes that result in higher productivity, eliminate repetitive and duplicative functions;
- h. Encourage collaboration with other government entities, the private sector, and public-private partnerships where cost and risk are minimized in the delivery of services within the community;
- i. Promote equitable sharing of costs by service users;
- j. Ensure the legal use of financial resources through effective systems of internal controls;

General Financial Policies

- k. Support sound financial management by providing accurate and timely information on the County's financial condition; and
- l. Provide a framework for the wise and prudent use of debt financing and maintain a good credit rating in the financial community.

2.1 The Annual Budget

- a. The County Administrative Office will recommend a balanced budget aligning annual expenditures with conservative revenue estimates to minimize the use of fund balance or other one-time financing sources for ongoing operating expenditures;
- b. The County Administrative Office will consult with Department Heads and seek their input in developing the Recommended Budget through cooperative discussions and budget workshops;
- c. The County Administrative Office will keep the Board apprised on the condition of the County's finances and emerging fiscal issues; and
- d. Through the Board's Legislative Committee, the County will work with the California State Association of Counties (CSAC), state representatives, legislative advocates in the State Capitol, and other local government organizations to assure any state programs administered by the County are adequately funded and any realignment of state and county responsibilities are fiscally neutral.

3. ROLES AND FUNCTIONS

3.1 Role of County Administrative Office

The County Administrative Office serves as the chief policy advisor to the County Administrative Officer and the Board. The County Administrative Office promotes responsible resource allocation, strives to protect the County's financial position and integrity, and provides independent analysis on policy issues. The County Administrative Officer is the fund manager for the General Fund and all other funds, and on behalf of the Board, the County Administrative Officer makes independent recommendations regarding all additional funds under their jurisdiction.

3.2 Principal Functions of the County Administrative Office

Principal functions of the County Administrative Office include:

- a. Promoting continuous improvement of the structures, systems, processes, and effectiveness of programs;
- b. Preparing the annual financial plan (Recommended Budget);
- c. Working with departments to evaluate potential federal, state, and local budget impacts;
- d. Developing financial forecasts;
- e. Monitoring revenues and expenditures for conformance with the annual budget;
- f. Recommending effective fiscal policies to carry out programs;
- g. Verifying Board policies are consistently applied; and
- h. Ensuring items brought before the Board are accurate, complete, fully justified, and reviewed by appropriate stakeholders.

General Financial Policies

3.3 Principal Functions of County Departments

Departments are considered the content experts for the functions they perform. They are responsible for:

- a. Carrying out operations efficiently and cost-effectively while adhering to all county, state, and federal laws, regulations, and policies;
- b. Preparing budgets and financial estimates with attention to accuracy based on their operational expertise, county, state, and federal funding changes, and economic indicators affecting revenues, expenditures, and service levels;
- c. Reviewing, evaluating, and assessing potential federal and state budget issues that may impact local budgets;
- d. Developing and performing financial forecasts;
- e. Monitoring monthly revenue and expenditure performance and conformance with the annual budget;
- f. Meeting the Board's strategic initiatives and its policies; and
- g. Ensuring items brought before the Board are transparent, accurate, complete, fully justified, and reviewed by all appropriate stakeholders.

3.4 Principal Functions of the Budget Committee

The Budget Committee's principal functions include receiving staff updates on financial issues affecting the County and providing oversight and direction to staff in developing and modifying the budget.

3.5 Principal Functions of the Capital Improvement Committee

The Capital Improvement Committee's principal functions are to review the status of projects and establish a priority between competing needs.

4. SERVICES AND FUND STRUCTURE

4.1 General Fund

The County provides a broad range of mandated and non-mandated government services. The cost of these services is accounted for in the General Fund, the County's largest single fund. The General Fund is used to account for revenues and expenditures unless another fund has been created to account for a specific item, activity, or program.

4.2 Other Funds

Other governmental and proprietary funds that account for activities not provided by the General Fund are described below.

General Financial Policies

Other Governmental Funds

- a. Special revenue funds are used to account for proceeds and expenditures from specific revenue sources to finance designated activities required by statute, regulation, ordinance, resolution, or board order.
- b. Debt service funds are used to provide repayment of debt, such as Certificates of Participation (COPs), short-term borrowing, and other obligations.
- c. Capital project funds are used for capital improvements and specified capital projects.

Proprietary Funds

- a. Enterprise funds are financed and operated like private business enterprises whose services are primarily funded through user charges.
- b. Internal service funds are used to account for any activity that provides goods or services to other funds, departments, or agencies of the County.

4.3 Major Funds

The County Administrative Officer or designee shall have the authority to determine funds that will be considered major funds for financial planning purposes. In addition to significant appropriations, factors that may be considered when designating major funds include political/social sensitivity of the activities financed from that fund, impact or potential impact of that fund on other programs or services, the significance of that fund on financing activities which are of high interest to the County and the public, and the existence of known uses or users of that information (e.g., bond rating companies, investors).

Major funds are as follows, but not limited to: 1) General Fund; 2) Natividad; 3) Facility Master Plan Projects; 4) Road Fund; 5) Library Fund; 6) Behavioral Health Fund; 7) Health and Welfare Realignment Fund; 8) Local Revenue Fund; and 9) Laguna Seca Recreation Area Fund.

5. OPERATING BUDGET

5.1 The County Budget

The Recommended Budget is the central financial planning document that embodies all County departments' goals, objectives, priorities, levels of service, and the associated operating revenue and expenditures. Appropriation authority is granted on the relationship between expected expenditures and revenue; therefore, appropriation authority is granted contingent on this relationship meeting the Recommended Budget. If revenues fall below expected amounts, the department must take all actions available to reestablish a revenue and expenditure relationship that conforms to the Recommended Budget.

The Recommended Budget shall be presented to the Board for adoption in June of each year and presented clearly for a general audience of the public. The Recommended Budget may be modified as approved by the Board during the fiscal year.

General Financial Policies

5.2 Balanced Budget

The County must adopt a *statutorily* balanced budget. A budget is *statutorily* balanced when the total estimated financing sources (beginning fund balance plus revenues) equal the total appropriations. At no time shall spending in a fiscal year exceed total current revenues plus any fund balance carryover from the prior year.

In addition to adopting a *statutorily* balanced budget, the County ensures the ongoing sustainability of its services by producing a *structurally* balanced budget. A *structurally* balanced budget matches total ongoing expenditures to the annual estimated revenues. In a *structurally* balanced budget, beginning fund balance may not be used as a financing source for ongoing expenditures. Departments have a fiscal objective to avoid using fund balance for operating purposes by aligning annual operating expenditures with annual operating revenues.

5.3 Ongoing Maintenance and Operations Needs

The County will adequately fund ongoing maintenance and operational needs with ongoing annual revenue. Without prior direction and approval by the Board and its Budget Committee, the use of one-time revenues or short-term borrowing is not allowed as a resource to finance ongoing maintenance and operational needs.

5.4 Adequate Maintenance of Capital Facilities and Equipment

The County shall establish as a primary fiscal responsibility the preservation, maintenance, future improvement and, when applicable, orderly replacement of the County's capital facilities and equipment.

5.5 CalPERS

The annual budget will provide adequate funding for all retirement systems. The County contracts with the California Public Employees' Retirement System (CalPERS) to provide retirement benefits under their defined benefit program. As a participant, the County is required to annually fund at a minimum the cost for retiree health benefits, otherwise known as Other Post-Employment Benefits (OPEB). To provide long-term funding for this benefit, the Board authorized joining CalPERS' California Employers' Retiree Benefit Trust (CERBT) and the pre-funding of the County's OPEB liabilities.

Due to its length, the Pension Liability Policy is separate from these policies and available online: <https://www.co.monterey.ca.us/government/departments-a-h/administrative-office/budget-analysis/county-policies>

5.6 Budget Deficits

Departments estimating a budget deficit shall prepare and submit a report to the Budget Committee that outlines the cause of the problem, the alternatives available to mitigate the projected budget deficit, and the department's recommended action. All additions to appropriations, transfers

General Financial Policies

between funds, major plans to reduce service levels, or plans to request funding from the contingencies' appropriation require approval by at least four Board members (4/5ths vote).

5.7 Appropriations and Transfers

The following policy establishes appropriation control at the appropriation unit level, per Section 29120 of the California Government Code. The County Administrative Officer, per Section 29092 of the California Government Code, is the designated administrator over appropriation control, which includes transfers and revisions of appropriations that do not result in an overall increase in appropriations for an appropriation unit.

Accordingly, after budget adoption, a department does not need to request a transfer between major expense categories within the same appropriation unit. The County Administrative Officer has instituted budgetary controls through the financial system limiting total appropriations to the appropriation unit level. Approval of appropriation moves between major expense categories is not necessary. Examples of major expense categories include salary and employee benefits, services and supplies, and other financing uses.

Transfers of appropriations between appropriation units must be approved by Board resolution. Per Section 29125 (a) of the California Government Code, operating transfers in and out between funds are not a transfer of appropriations, as, per Section 29089 of the County Budget Act, transfers out by fund are specified in the budget and are adopted by resolution.

5.8 Responsibility for Budget Management and Budgetary Control

The County shall maintain a budgetary control system to help it adhere to the budget. The County Administrative Office has budgetary control and authority over appropriations. The Auditor-Controller shall administer and maintain the system utilized for budgetary control. As the administrator of the budgetary control system, the Auditor-Controller shall notify the County Administrative Office when a department is reaching an appropriation limit. The Auditor-Controller shall seek guidance from the County Administrative Office on all issues relating to appropriation limits and controls.

County Officers and Department Heads have primary responsibility for managing departmental budgets by:

- a. Providing accurate and timely budget estimates;
- b. Monitoring revenues to ensure timely receipt in the amounts anticipated;
- c. Ensuring that expenditures comply with the law, adopted resolutions, policies, and align appropriations relative to revenues;
- d. Providing prompt notification to the County Administrative Office when either revenues or expenditures are not as anticipated; and
- e. Preparing and justifying budget revisions when necessary.

5.9 Preparation of Financial Reports

The County Administrative Office annually prepares:

General Financial Policies

- a. A Budget End-of-Year Report (BEYR) to retrospectively report on actual financial performance at a detail and summary level;
- b. A current year estimate and three-year forecast to provide current year performance and forward-looking perspective to advise the Board on future challenges and provide a base for building the following year's Recommended Budget; and
- c. Additional reports, as appropriate, to keep the Board informed on current financial performance and developments.

The Auditor-Controller's Office annually prepares:

- a. An Annual Comprehensive Financial Report (ACFR) as required by the state, that reports on the County's financial position and activities beyond Generally Accepted Accounting Principles (GAAP) or state law requirements, to provide readers with a broader understanding of financial operations;
- b. A Single Audit that reports federally funded County activities, in compliance with the U.S. Office of Management and Budget Circular A-133 Compliance Supplement, to assure the County's adherence to laws, regulations, contracts, and grants applicable to its major federal programs;
- c. A Cost Allocation Plan schedule, as required by the Federal Management Circular A-87 "Cost Principles for State and Local Governments", that confirms and allocates the indirect costs of the County to operating and non-general county departments; and
- d. The countywide annual Tax Rate Book.

The County Administrative Office has oversight and contract management over the external auditors reviewing the ACFR. External auditors shall report to the County Administrative Office on audit findings. The County Administrative Office will take audit findings thereafter to the Board.

5.10 Publication of Budget

The County Administrative Office shall publish annually a Recommended Budget document that satisfies nationally recognized standards for effective budget presentation. The Auditor-Controller shall annually publish an adopted budget document to meet State Controller's Office requirements.

5.11 County Budget Development

Budget development is an annual process incorporating the Board's priorities and weighing competing requests for County resources within expected fiscal constraints. The process begins with departments preparing "baseline" budgets proposing levels of service and staffing that can be carried out within expected resources (e.g., program revenues and general fund contributions). To the extent there are increased costs or reduced revenue, baseline budgets may indicate potential reductions in staffing or services to maintain budgetary balance if additional resources are not provided. Departments may submit "augmentation requests" for additional resources to mitigate potential impacts, increase staffing/services, or invest in infrastructure. The County Administrative Office evaluates baseline budgets and augmentation requests within the constraints of a balanced budget and builds the annual Recommended Budget. Staff considers the following criteria in

General Financial Policies

formulating recommendations for the annual budget and subsequent mid-year budget modifications:

- a. Mandated by current law or Board policy;
- b. Alignment with the County's strategic initiatives and priorities;
- c. Consistent with community priorities expressed in forums, surveys, and other community engagement initiatives;
- d. Necessary to maintain the current level of mission-critical services/operations;
- e. Substantiation of compelling public need (e.g., health, safety, economic vitality, quality of life) that cannot be met within existing resources;
- f. Likelihood of success based on prior performance, degree of planning/specificity, requested resources, and assumed timeline;
- g. Leverages sustainable financial support from non-County sources;
- h. Appropriate placement of responsibility (federal, state, or local);
- i. Degree of urgency; and
- j. Critical infrastructure investment to ensure productivity and continuity of operations.

Criteria in the listing are not exhaustive or in any particular order, nor are they mutually exclusive; funding recommendations may align with more than one criteria.

5.12 Establish Countywide Priorities

The Board has a continuous process of establishing countywide priorities for ensuing years. The Board implements these priorities in the Recommended Budget within the framework of the law. Understanding that elected officials and Department Heads are charged with the actual provision of services to the community, the Board shall set broad priorities to ensure flexibility for departments to concentrate on these priorities.

5.13 Authorization of Elected Officials

In determining service levels, the Board and County Administrative Office recognize that countywide elected officials have constitutional and/or statutorily created mandates and are accountable to the electorate. Although the Board adopts a budget for each department, elected officials will determine the services they will provide within the adopted budgetary constraints. These policies recognize that elected officials have independent constitutional and/or statutory powers to direct service levels and priorities within their departments. These powers are independent of the Board in part because these officials (like the Board) serve at the pleasure of the electorate. However, the Board is responsible for allocating appropriations to all departments.

5.14 Budget Adoption Level

Under the County Budget Act (California Government Code, Sections 29000 through 29144), the Board enacts the annual financial plan (the Adopted Budget) through the passage of a resolution. The resolution mandates the maximum authorized expenditures for the fiscal year and sets appropriation control at the appropriation unit level. An appropriation unit represents one or more budget units and defines the budgetary limits of those budget units. A budget unit represents a program or group of programs providing a similar service. The assignment of an appropriation unit

General Financial Policies

is guided by State Controller financial reporting requirements and/or County requirements. Pursuant to Section 29092 of the County Budget Act, the County Administrative Office is charged by the Board to monitor and make administrative decisions related to appropriation control.

5.15 Amendments to the Adopted Budget

Modifications to the Adopted Budget require approval by at least four Board members (4/5ths vote). Amendments to the Adopted Budget will be made in compliance with Board policies.

5.16 Budgetary Basis

The County uses the modified accrual basis of accounting following Generally Accepted Accounting Principles (GAAP). The budgetary basis is substantially the same as the modified accrual method of accounting that is used for financial reporting for all governmental funds except enterprise funds. The County currently has three enterprise funds which are budgeted based on a full accrual basis of accounting.

5.17 Capital Asset Definition

The County defines capital assets as assets with initial, individual costs of \$5,000 or more and an estimated useful life greater than one year, except infrastructure, for which the threshold is set at \$100,000. Capital assets include both tangible and intangible assets categorized by asset type for reporting purposes.

6. STRATEGIC PLANNING

6.1 Three-Year Forecast

The County uses a Three-Year Forecast strategic model to develop, initiate, and modify policies and budgets. The Three-Year Forecast demonstrates the County's ability to accomplish long-term goals by determining the potential budgetary impacts of current budget decisions. This approach allows the Board to be aware of the probable long-term outcomes of alternative decisions and to select the one that effectively serves the interests of the community within the financial resources of the County.

The Three-Year Forecast identifies fund balances, revenue patterns, expenditure trends, and cash requirements. It is neither a future budget, nor does it recommend services or programs. The Forecast is a guide to assist in making recommendations and building future budgets. The Forecast is designed to facilitate decision-making based on two fundamental questions: "What is the County's financial future without change?" and "What path does the County wish to take for the future?"

The annual Three-Year Forecast is prepared in February by the County Administrative Office, with the subject matter expert assistance of departments. The timeframe allows departments to obtain prior year audited results and six months of actual financial data in the current fiscal year.

General Financial Policies

The Forecast serves as a current year estimate and three-year financial outlook for building next year's Recommended Budget.

7. REVENUE AND EXPENDITURE POLICIES

7.1 Revenue Diversification

A diversified and stable revenue system will be maintained to shelter community services from short and long-term fluctuations to the extent possible.

7.2 Revenue Estimates

Annual revenues are conservatively estimated as a basis for preparing the Recommended Budget. Estimates shall not be based on optimistically hoped-for events but analytical techniques that use historical data, economic trends and indicators, information available from the state and other governmental agencies, and other accepted standards. In general, revenue estimates shall not assume any growth rate that is not well documented. Real growth that occurs beyond budgeted revenue will be recognized through budgetary adjustments. Significant revenues will be estimated by the department that manages the program and then reviewed first by the County Administrative Office and subsequently by the Board's Budget Committee before the adoption of the Recommended Budget.

7.3 Current Revenues

Annual expenditures shall be balanced to ongoing annual revenues without the use of one-time financing. Deficit financing and borrowing will not be used to support ongoing County services and operations without explicit Board direction and approval. The Board shall be advised that interfund loans are required, or the use of non-appropriated funds is requested.

7.4 User Fees

The County charges user fees for various services when it is appropriate and permitted by law. Unless set by policy, regulation, or statute, user fees are established and maintained at the Board's discretion. Fees will generally be set at a level sufficient to cover both direct and indirect costs of the services provided. The service may be subsidized by the County as deemed necessary by the Board. Factors for subsidy consideration include whether a subsidy causes an inappropriate burden on taxpayers, the degree to which the service benefits a segment of the population, whether beneficiaries can pay the fee, and whether the service provides a broader benefit to the community.

All fees for services are reviewed as necessary and adjusted where appropriate. The full cost of providing a service is calculated to provide a basis for setting the charge or fee and incorporates direct and indirect costs, including operations and maintenance, overhead, charges for the use of capital facilities, as well as depreciation. Other factors for fee or charge adjustments may include the impact of inflation, other cost increases, the adequacy of the coverage of costs, current competitive rates, and contractual or statutory restrictions. Part of the decision-making process in establishing new services or increasing service levels should include an analysis of fees and user

General Financial Policies

charges and a desired cost-recovery threshold. Increases may be justified based on outside variables not considered during the baseline budget submissions (e.g., water levels, gas prices, economy).

7.5 One-Time Revenues

The use of one-time revenues for ongoing expenditures is discouraged. Unpredictable revenues are budgeted conservatively, and any amount collected over the budget is generally carried forward in the fund balance.

7.6 Revenues of a Limited or Indefinite Term

Revenues of a limited or indefinite term will generally be used for those limited or unlimited term functions associated with the revenue. If it cannot be done, the revenue is to be considered discretionary revenue. It may be used for one-time expenditures to ensure no ongoing service programs are lost when such revenues are reduced or discontinued.

7.7 Use of Discretionary General Fund Revenue

Departments shall maximize the use of non-General Fund discretionary revenue and minimize the need to use discretionary General Fund revenue to fund programs. The Board will prioritize the use of discretionary General Fund revenue through the annual budget process.

7.8 Maintaining Revenue and Expenditure Categories

The County will maintain revenue and expenditure categories per state statute and administrative regulation and operational needs.

7.9 Outside Organization Contributions

Public Safety Sales Tax (Proposition 172)

Government Code Section 30052 requires Proposition 172 funds be placed into a special revenue fund and expended on such public safety services as sheriffs, fire, county district attorneys, and corrections.

The County has historically shared its Proposition 172 revenues with other agencies to help fund fire districts and offset costs to cities for emergency dispatch services. In the event of fiscal constraints, the Board retains the authority to reduce allocations to other agencies upon findings that internal public safety programs would otherwise require program reductions. The County Administrative Office is charged with determining when a reduction to other agencies would be appropriate and obtaining authorization from the Board to begin those discussions.

Emergency Communications Users' Offset

The Emergency Communications Department receives five percent (5%) of Proposition 172 revenues. The current agreement with user agencies fixed their funding at five percent (5%) of the

General Financial Policies

County's total Proposition 172 revenues for the most recently audited fiscal year (e.g., the FY 2024-25 allocation will be five percent (5%) of FY 2022-23 audited actuals). Overall, ten percent (10%) of Proposition 172 revenues are distributed for emergency communication operations.

Fire Agencies' Distribution

The County shares with the Association of Firefighters and Volunteer Fire Companies 9.13% of the County's Proposition 172 revenue of the most recently audited fiscal year. The various fire agencies allocate the Proposition 172 revenue amongst themselves via their own allocation formula.

Distributions to Sheriff, Probation, and District Attorney

After allocation to local fire agencies and Emergency Communications, 80.87% percent of Proposition 172 revenues are distributed to the Sheriff, Probation, and District Attorney departments as approved by the Board in the base year of FY 1995-96, with growth revenues distributed using the percentages listed below:

<u>Department</u>	<u>% of Growth</u>
Sheriff	61.2%
District Attorney	21.7%
Probation	<u>17.1%</u>

County Agency Distribution

The State Board of Equalization apportions Proposition 172 revenues to each county based on its proportionate share of statewide taxable sales. Due to the disbursement cycle of Proposition 172 revenues from the State Controller, each fiscal year's actual Proposition 172 revenues are not known until August of the following fiscal year.

Proposition 172 Distribution Formula

<u>Agency</u>	<u>Prop. 172 Distribution</u>
Local Fire Agencies	9.13%
Emergency Communications	10.0%
Other Public Safety County Departments	<u>80.87%</u>

Contributions from Transient Occupancy Tax (TOT)

Contributions to Economic Development Set Aside

The County has agreed to annual contributions to the Monterey County Convention and Visitors Bureau, Film Commission, and Arts Council, respecting the value these organizations add to the community and their role related to the County Transient Occupancy Tax (TOT) revenues. This contribution is based on a shared percentage of total TOT revenues from the previously audited fiscal year. The Convention and Visitors Bureau receives a contribution equal to 6.00%, the Film Commission receives a contribution equal to 0.95%, and the Arts Council receives a contribution equal to 1.98%, totaling a combined 8.93% contribution from the County's TOT revenues. In the

General Financial Policies

event of fiscal constraints, the Board retains the authority to reduce its allocation to these outside agencies upon findings that internal countywide priority programs would otherwise require program reductions. The County Administrative Office is charged with determining when a reduction to outside agencies would be appropriate and obtaining authorization from the Board to begin those discussions.

Contributions to the Road Fund

In FY 2013-14, the TOT contribution percentage for the Road Fund was established by the Board and is currently capped at twenty-five percent (25%) of total TOT revenue. This contribution replaces, and is not in addition to, the \$2.0 million the County previously provided per annum to the Road Fund from the General Fund.

Annual Contributions

Organizations that are not part of the County, but receive contributions from the County, shall not have their appropriation carried forward from budget-cycle to budget-cycle unless authorized and directed by the Board. At the will of the Board, organizations receiving County contributions may be subject to annual review and presentation to the Board on the value and services provided to the community with County funds.

7.10 Appropriations for Contingencies

The County annually adopts an appropriation for contingencies to provide sufficient working capital and a margin of safety for unplanned operational needs. The contingency appropriation may be used at the discretion of and by the action of the Board. The contingency appropriation is utilized only after all other budget resources have been examined. The appropriation for operational contingencies shall be equal to one percent (1%) of estimated General Fund revenues unless expressly modified by the Board as part of the annual budget adoption.

7.11 Performance Measures

Departments shall develop key performance measures that address best practices, desired outcomes, Board strategic initiatives, and annual goals to ensure resource optimization and maximize results. Departments will pursue the most cost-effective means to achieve their performance measures. Performance measures provide the criteria that the Board and management uses to evaluate departmental requests for funding.

7.12 Procurement

Departments shall adhere to standard procurement guidelines that comply with State and federal policies and County procedures. Expenditures are a matter of public record; therefore purchases should be a prudent use of public funds. Procurement policies are published online: <https://countyofmonterey.sharepoint.com/sites/Infonet/contracts-purchasing/documents-policies/procurement-policies>

7.13 Payment for Goods from Prior Year

General Financial Policies

Goods and services ordered but not received before the end of the prior fiscal year will be paid from the current year's budgeted appropriations. The department's payment for goods and services to be received or used in the next year are not authorized for payment from current year funds unless the items are dues or maintenance agreements where recurring invoices for the next year are generally due before year-end.

8. FUND BALANCE AND RESERVE POLICIES

8.1 Use of Year-End Fund Balance

The fund balance is a measurement of available financial resources. It is the difference between total assets and total liabilities in each fund. The Board recognizes that the maintenance of fund balance is essential to preserving the County's financial integrity. The County's goal is to use fund balance as a source to finance one-time investments, reserves, and/or commitments. As a one-time financing source, any unbudgeted year-end fund balance will be used for non-recurring expenditures and only after the yearly audit and confirmation of the General Fund's fund balance.

Governmental Accounting Standards Board (GASB) Statement 54 distinguishes fund balance based on the relative strength of the constraints that control the purposes for which specified amounts can be spent. Beginning with the most restrictive constraints, fund balance amounts are reported in the following categories:

- a. **Nonspendable fund balance** – amounts that are not in a spendable form (e.g., inventory) or are legally or contractually required to be maintained intact (e.g., permanent fund principal).
- b. **Restricted fund balance** – amounts that can be spent only for the specific purposes stipulated by external parties, either constitutionally or through enabling legislation (e.g., grants or donations).
- c. **Committed fund balance** – amounts that can only be used for the specific purposes determined by a formal action (resolution) of the Board. Commitments may be changed or lifted only by referring to the formal action that imposed the constraint originally (e.g., the Board's commitment in connection with future capital projects).
- d. **Assigned fund balance** – amounts intended to be used for specific purposes. Intent can be expressed by the Board, or the County Administrative Officer, or designee.
- e. **Unassigned fund balance** – includes all amounts not contained in other classifications and is the residual classification of the General Fund only. Unassigned amounts are available for any legal purpose.

8.2 Fund and Reserve Levels

Sufficient fund balance and reserve levels are a critical component of the County's overall financial management strategy. They are key factors in the ability to sustain service delivery and obtain external financing. Rating agencies analyze fund balance when considering the County's overall financial strength and creditworthiness. Adequate reserves enable flexible financial planning in developing future capital projects, dealing with unforeseen emergencies and changes in fiscal



This page intentionally left blank.

Schedules

Schedule 1

Schedule 1 County of Monterey All Funds Summary Fiscal Year 2024-25

Fund Name	Total Financing Sources				Total Financing Uses			
	Fund Balance Available	Decreases to Obligated Fund Balance	Additional Financing Sources	Total Financing Sources	Financing Uses	Increases to Obligated Fund Balance	Total Financing Uses	Ending Available Fund Balance
Governmental Funds								
General Fund	27,381,856	13,276,895	873,531,265	914,190,016	886,808,160	-	886,808,160	27,381,856
Special Revenue	338,332,514	-	447,986,809	786,319,323	486,541,519	-	487,432,062	298,887,261
Capital Project	67,480,108	-	39,069,534	106,549,642	50,694,028	-	50,694,028	55,855,614
Total Governmental Funds	\$ 433,194,478	\$ 13,276,895	\$ 1,360,587,608	\$ 1,807,058,981	\$ 1,424,043,707	\$ -	\$ 1,424,934,250	\$ 382,124,731
Other Funds								
Internal Service	88,004,037	-	64,894,595	152,898,632	64,535,430	-	64,535,430	88,363,202
Enterprise	382,504,138	-	467,562,804	850,066,942	455,143,038	-	455,143,038	394,923,904
Special District & Other Agencies								
<i>County Sanitation Districts</i>	1,905,802	-	1,152,856	3,058,658	4,165,996	-	4,165,996	(1,107,338)
<i>County Service Areas</i>	14,247,200	-	3,137,592	17,384,792	9,048,870	-	9,048,870	8,335,922
<i>Housing Successor Agencies</i>	9,018,023	-	346,999	9,365,022	175,500	-	175,500	9,189,522
<i>Other Agencies</i>	-	-	14,689,294	14,694,342	14,689,294	-	14,689,294	5,048
<i>Other Districts</i>	2,750,432	-	2,933,906	5,684,338	3,047,564	-	3,047,564	2,636,774
sub-total Special Districts & Other Agencies	27,921,456	-	22,260,647	50,187,151	31,127,224	-	31,127,224	19,059,927
Total Other Funds	\$ 498,429,631	\$ -	\$ 554,718,046	\$ 1,053,152,725	\$ 550,805,692	\$ -	\$ 550,805,692	\$ 502,347,033
Total All Funds	\$ 931,624,109	\$ 13,276,895	\$ 1,915,305,654	\$ 2,860,211,706	\$ 1,974,849,399	\$ -	\$ 1,975,739,942	\$ 884,471,764

Schedule 2

Schedule 2 County of Monterey Governmental Funds Summary Fiscal Year 2024-25

Fund Code	Fund Name	Total Financing Sources				Total Financing Uses			
		Fund Balance Available	Decreases to Obligated Fund Balance	Additional Financing Sources	Total Financing Sources	Financing Uses	Increases to Obligated Fund Balance	Total Financing Uses	Ending Available Fund Balance
001	General Fund	27,381,856	13,276,895	873,531,265	914,190,016	886,808,160	-	886,808,160	27,381,856
	Total General Fund	\$ 27,381,856	\$ 13,276,895	\$ 873,531,265	\$ 914,190,016	\$ 886,808,160	\$ -	\$ 886,808,160	\$ 27,381,856
Special Revenue Funds:									
002	Road Fund	30,858,217	-	61,290,800	92,149,017	77,900,547	-	77,900,547	14,248,470
003	Library Fund	7,832,974	-	12,250,446	20,083,420	14,212,669	-	14,212,669	5,870,751
005	In-Home Support Services	119,078	-	1,099,024	1,218,102	1,099,024	-	1,099,024	119,078
006	Fish & Game Propagation Fund	76,717	-	37,871	114,588	54,670	-	54,670	59,918
008	Community Action Partnership	253,457	-	533,479	786,936	533,479	-	533,479	253,457
009	Inclusionary Housing	728,900	-	1,063,916	1,792,816	880,069	-	880,069	912,747
011	Economic Development Program	2,874,334	-	159,957	3,034,291	259,957	-	1,150,500	1,883,791
013	Community Development Fund	12,612,294	-	5,634,258	18,246,552	4,665,776	-	4,665,776	13,580,776
016	Emergency Medical Service Fund	506,955	-	659,000	1,165,955	636,831	-	636,831	529,124
021	Workforce Development Board	104,087	-	11,023,500	11,127,587	10,210,801	-	10,210,801	916,786
022	Local Revenue Fund 2011	73,363,017	-	94,526,443	167,889,460	100,628,344	-	100,628,344	67,261,116
023	Behavioral Health	44,718,140	-	166,740,943	211,459,083	172,626,425	-	172,626,425	38,832,658
024	Homeland Security	(6,408)	-	-	(6,408)	-	-	-	(6,408)
025	H&W Realignment	61,225,549	-	74,387,181	135,612,730	85,916,084	-	85,916,084	49,696,646
026	NGEN Operations & Maintenance	561,646	-	953,578	1,515,224	953,578	-	953,578	561,646
027	County Clerk Recorder	3,515,226	-	417,996	3,933,222	417,996	-	417,996	3,515,226
028	Emergency Communications	3,650,892	-	14,771,961	18,422,853	14,649,287	-	14,649,287	3,773,566
029	Habitat Management Program	14,079,918	-	436,456	14,516,374	495,107	-	495,107	14,021,267
030	Pension Liability	81,257,521	-	2,000,000	83,257,521	400,875	-	400,875	82,856,646
	Total Special Revenue Funds	\$ 338,332,514	\$ -	\$ 447,986,809	\$ 786,319,323	\$ 486,541,519	\$ -	\$ 487,432,062	\$ 298,887,261
Capital Projects Funds:									
401	Facilities Project Fund	10,403	-	-	10,403	-	-	-	10,403
404	Capital Projects	63,903,062	-	38,526,297	102,429,359	49,976,248	-	49,976,248	52,453,111
405	NGEN Radio Project	1,032,747	-	543,237	1,575,984	717,780	-	717,780	858,204
	Total Capital Projects Funds	\$ 64,946,212	\$ -	\$ 39,069,534	\$ 104,015,746	\$ 50,694,028	\$ -	\$ 50,694,028	\$ 53,321,718
	Total Governmental Funds	\$ 430,660,581	\$ -	\$ 1,360,587,608	\$ 1,804,525,084	\$ 1,424,043,707	\$ -	\$ 1,424,934,250	\$ 379,590,834

Schedule 3

Schedule 3
County of Monterey
Fund Balance - Governmental Funds
Fiscal Year 2024-25

Fund Name	Total Fund Balance June 30, 2024	Less: Obligated Fund Balances			Fund Balance Available June 30, 2025
		Encumbrances	Nonspendable, Restricted and Committed	Assigned	
1	2	3	4	5	6
General Fund					
001 - General Fund	150,099,339	-	90,774,142	31,943,341	27,381,856
Total General Fund	\$ 150,099,339	\$ -	\$ 90,774,142	\$ 31,943,341	\$ 27,381,856
Special Revenue Funds:					
002 - Road Fund	30,858,217	-	-	-	30,858,217
003 - County Library Fund	7,832,974	-	-	-	7,832,974
005 - In-Home Support Services	119,078	-	-	-	119,078
006 - Fish and Game Propagation	76,717	-	-	-	76,717
008 - Community Action Partnership	253,457	-	-	-	253,457
009 - Inclusionary Housing	728,900	-	-	-	728,900
011 - Economic Development Program	2,874,334	-	-	-	2,874,334
013 - Community Development	12,612,294	-	-	-	12,612,294
016 - Emergency Medical Service	506,955	-	-	-	506,955
021 - Workforce Development Board	104,087	-	-	-	104,087
022 - Local Revenue Fund 2011	73,363,017	-	-	-	73,363,017
023 - Behavioral Health	44,718,140	-	-	-	44,718,140
024 - Homeland Security	(6,408)	-	-	-	(6,408)
025 - H&W Realignment	61,225,549	-	-	-	61,225,549
026 - NGEN Operatins & Maintenance	561,646	-	-	-	561,646
027 - County Clerk Recorder	3,515,226	-	-	-	3,515,226
028 - Emergency Communications	3,650,892	-	-	-	3,650,892
029 - Habitat Management Program	14,079,918	-	-	-	14,079,918
030 - Pension Liability	81,257,521	-	-	-	81,257,521
Total Special Revenue Funds	\$ 338,332,514	\$ -	\$ -	\$ -	\$ 338,332,514
Capital Project Funds:					
401 - Facilities Project Fund	10,403	-	-	-	10,403
404 - Capital Projects	63,903,062	-	-	-	63,903,062
405 - NGEN Radio Project	1,032,747	-	-	-	1,032,747
Total Capital Projects Funds	\$ 64,946,212	\$ -	\$ -	\$ -	\$ 64,946,212
Total Governmental Funds	\$ 553,378,065	\$ -	\$ 90,774,142	\$ 31,943,341	\$ 430,660,581

Schedule 4

Schedule 4
County of Monterey
Obligated Fund Balances - By Governmental Funds
Fiscal Year 2024-25

Fund Name and Fund Balance Descriptions	Obligated Fund Balances June 30, 2024	Decreases or Cancellations		Increases or New Obligated Fund Balances		Total Obligated Fund Balances for the Budget Year
		Recommended	Adopted by the Board of Supervisors	Recommended	Adopted by the Board of Supervisors	
1	2	3	4	5	6	7
General Fund						
Nonspendable:						
001 - 3026 - Reserve For Inventories	733,722	-	-	-	-	733,722
001 - 3028 - Prepaid Nonspendable	2,270	-	-	-	-	2,270
Restricted:						
001 - 3041 - Public Protection	4,408,633	924,596	-	-	-	3,484,037
001 - 3042 - General	5,382,856	-	-	-	-	5,382,856
001 - 3043 - Health and Sanitation	19,353,523	4,538,599	-	-	-	14,814,924
001 - 3045 - Recreation and Culture	153,733	-	-	-	-	153,733
001 - 3046 - Public Assistance	5,949,176	3,462,055	-	-	-	2,487,121
Committed:						
001 - 3111 - Strategic Reserve	63,715,479	-	-	-	-	63,715,479
Assigned:						
001 - 3012 - Assigned for Encumbrances	173,115	-	-	-	-	173,115
001 - 3065 - General Capital	2,784,516	-	-	-	-	2,784,516
001 - 3113 - General Fund Contingency	8,367,056	-	-	-	-	8,367,056
001 - 3115 - Compensated Absences	12,708,427	1,000,000	-	-	-	11,708,427
001 - 3120 - Health Clinics	1,520,000	-	-	-	-	1,520,000
001 - 3121 - Social Services	9,743	-	-	-	-	9,743
001 - 3123 - Capital Project	1,472,894	-	-	-	-	1,472,894
001 - 3124 - IT Charges Mitigation	2,061,209	1,100,000	-	-	-	961,209
001 - 3125 - Productivity Investment Program	0	-	-	-	-	0
001 - 3126 - Disaster Assistance Program	800,000	550,000	-	-	-	250,000
001 - 3128 - Revenue Stabilization	3,160,360	-	-	-	-	3,160,360
001 - 3132 - Cannabis Tax	3,237,666	1,701,645	-	-	-	1,536,021
001 - 3135 - Pension Trust Fund	-	-	-	-	-	-
Unassigned:						
001 - 3101 - Unassigned Fund Balance	27,381,856	-	-	-	-	27,381,856
Total General Fund	\$ 163,376,234	\$ 13,276,895	\$ -	\$ -	\$ -	\$ 150,099,339
Special Revenue Funds						
002 - Road Fund	30,858,217	-	-	-	-	30,858,217
003 - County Library Fund	7,832,974	-	-	-	-	7,832,974
005 - In-Home Support Services	119,078	-	-	-	-	119,078
006 - Fish and Game Propagation Fund	76,717	-	-	-	-	76,717
008 - Community Action Partnership	253,457	-	-	-	-	253,457
009 - Inclusionary Housing	728,900	-	-	-	-	728,900
011 - Economic Development Program	2,874,334	-	-	-	-	2,874,334
013 - Community Development Fund	12,612,294	-	-	-	-	12,612,294
016 - Emergency Medical Service Fund	506,955	-	-	-	-	506,955
021 - Workforce Development Board	104,087	-	-	-	-	104,087
022 - Local Revenue Fund 2011	73,363,017	-	-	-	-	73,363,017
023 - Behavioral Health	44,718,140	-	-	-	-	44,718,140
024 - Homeland Security	(6,408)	-	-	-	-	(6,408)
025 - H&W Realignment	61,225,549	-	-	-	-	61,225,549
026 - NGEN Operations & Maintenance	561,646	-	-	-	-	561,646
027 - County Clerk Recorder	3,515,226	-	-	-	-	3,515,226
028 - Emergency Communications	3,650,892	-	-	-	-	3,650,892
029 - Habitat Management Program	14,079,918	-	-	-	-	14,079,918
030 - Pension Liability	81,257,521	-	-	-	-	81,257,521
Total Special Revenue Funds	\$ 338,332,514	\$ -	\$ -	\$ -	\$ -	\$ 242,995,075
Capital Projects Funds						
401 - Facilities Project Fund	10,403	-	-	-	-	10,403
404 - Capital Projects	63,903,062	-	-	-	-	63,903,062
405 - NGEN Radio Project	1,032,747	-	-	-	-	1,032,747
Total Capital Projects Funds	\$ 64,946,212	\$ -	\$ -	\$ -	\$ -	\$ 64,946,212
Total Governmental Funds	\$ 566,654,960	\$ 13,276,895	\$ -	\$ -	\$ -	\$ 458,040,626

Schedule 5

Schedule 5 Summary of Additional Financing Sources by Source and Fund Governmental Funds Fiscal Year 2024 - 2025

Source Classification	Actual 2022-23	Adopted Budget 2023-24	Current Year Estimate 2023-24	Requested Budget 2024-25	Recommended Budget 2024-25	Recommended Change From Adopted
Summarization by Source						
Current Secured Property Tax	126,620,074	130,904,037	132,852,806	136,713,402	136,975,367	6,071,330
Current Unsecured Property Tax	6,394,701	5,805,410	7,475,493	7,519,501	7,519,501	1,714,091
Taxes Other than Current Property	159,946,185	157,451,119	159,667,159	161,768,436	161,768,436	4,317,317
Total Taxes:	\$292,960,961	\$294,160,566	\$299,995,458	\$306,001,339	\$306,263,304	
Licenses, Permits, and Franchises	29,216,085	28,239,550	25,820,721	29,837,834	29,837,834	1,598,284
Fines, Forfeitures, and Penalties	10,326,955	11,430,072	9,184,529	11,114,885	11,114,885	(315,187)
Revenue from Use of Money & Property	13,983,785	3,926,460	6,152,126	8,226,735	8,226,735	4,300,275
Intergovernmental Revenues	628,859,157	657,414,959	660,217,130	678,311,096	673,772,455	16,357,496
Charges for Services	91,931,363	102,243,229	95,234,305	99,766,923	99,680,311	(2,562,918)
Miscellaneous Revenues	10,051,702	8,466,942	13,914,386	9,872,930	9,677,565	1,210,623
Other Financing Sources	258,861,299	218,423,428	194,030,716	221,308,683	222,014,519	3,591,091
Grand Total	\$ 1,336,191,306	\$ 1,324,305,206	\$ 1,307,049,371	\$ 1,364,440,425	\$ 1,360,587,608	\$ 24,179,664

Schedule 6

SCHEDULE 6
County of Monterey
Detail of Additional Financing Sources by Fund and Account
Fiscal Year 2024 - 2025

Source Classification	Actual 23	2022 Adopted Budget 2022-23	Current Year Estimate 2022-23	Requested Budget 2024-25	Recommended Budget 2024-25	Recommended Change From Adopted
001 - General						
Taxes						
4010 - Property Tax - Current Secured	117,335,546	121,253,554	123,202,323	126,773,405	127,035,370	5,781,816
4015 - Property Tax - Current Unsecured	6,005,905	5,472,111	7,035,493	7,176,203	7,176,203	1,704,092
4020 - Property Tax In-Lieu of VLF	68,075,875	69,951,598	71,479,669	73,981,457	73,981,457	4,029,859
4025 - Property Tax - Prior Secured	1,627,093	1,108,613	1,257,532	1,257,532	1,257,532	148,919
4030 - Property Tax - Prior Unsecured	23,236	35,691	23,236	23,236	23,236	(12,455)
4035 - Property Tax - Current Supplemental	3,488,889	2,458,346	2,503,481	2,503,481	2,503,481	45,135
4040 - Property Tax - Prior Supplemental	109,089	142,293	142,293	142,293	142,293	0
4050 - Sales and Use Taxes	17,615,318	15,270,555	15,162,257	15,465,502	15,465,502	194,947
4090 - Other Property Taxes	11,933,877	11,768,568	11,768,568	11,579,099	11,579,099	(189,469)
4100 - Transient Occupancy Tax	38,073,618	40,025,756	38,454,354	38,838,898	38,838,898	(1,186,858)
4110 - Real Property Transfer Tax	3,252,197	3,074,133	3,203,414	3,203,414	3,203,414	129,281
4120 - Other Taxes	(572)					0
4130 - Cannabis Tax	4,388,564	3,442,575	5,157,000	4,000,000	4,000,000	557,425
Total Taxes	271,928,636	274,003,793	279,389,620	284,944,520	285,206,485	11,202,692
Licenses, Permits, and Franchises						
4200 - Animal Licenses	220,965	296,000	296,000	296,000	296,000	0
4220 - Business Licenses	5,249,565	5,870,359	5,801,275	6,323,640	6,323,640	453,281
4230 - Construction Permits	8,882,999	9,488,228	8,157,144	8,670,309	8,670,309	(817,919)
4250 - Road Privileges and Permits	1,050					0
4260 - Zoning Permits	2,566,725	2,344,590	1,962,654	2,482,399	2,482,399	137,809
4270 - Franchises	10,319,171	7,215,366	8,524,651	8,277,049	8,277,049	1,061,683
4275 - PEG Fees Received	464,082					0
4300 - Other Licenses and Permits	843,561	975,007	1,003,008	1,026,007	1,026,007	51,000
Total Licenses, Permits, and Franchises	28,548,118	26,189,550	25,744,732	27,075,404	27,075,404	885,854
Fines, Forfeitures, and Penalties						
4400 - Vehicle Code Fines	642,535	761,593	809,660	1,010,056	1,010,056	248,463
4450 - Other Court Fines	645,398	745,252	528,211	661,161	661,161	(84,091)
4500 - Forfeitures and Penalties	4,125,430	6,549,221	3,773,801	5,366,181	5,366,181	(1,183,040)
4550 - Penalties and Costs on Delinquent Taxes	4,123,100	2,500,258	3,292,720	3,297,800	3,297,800	797,542
Total Fines, Forfeitures, and Penalties	9,536,463	10,556,324	8,404,392	10,335,198	10,335,198	(221,126)
Revenue from Use of Money & Property						
4600 - Investment Income	7,398,023	2,343,185	3,796,833	3,800,406	3,800,406	1,457,221
4675 - Rents and Concessions	444,559	551,620	543,335	552,380	552,380	760
4680 - Revenue from Lessor Leases - Right-To-Use	311,219		317,430	322,274	322,274	322,274
Total Revenue from Use of Money & Property	8,153,801	2,894,805	4,657,598	4,675,060	4,675,060	1,780,255
Intergovernmental Revenues						
4820 - Vehicle License Fee	376,137	270,725	376,136	270,725	270,725	0
4900 - State Aid - Public Assistance Administration	46,299,932	53,130,006	52,450,852	52,316,082	50,502,041	(2,627,965)
4910 - State Aid - Public Assistance Programs	3,559,393	6,670,469	8,676,228	8,938,629	8,938,629	2,268,160
4975 - State Aid - Health Programs	6,493,445	11,296,021	8,746,534	11,364,657	11,364,657	68,636
4985 - Tobacco Program (Prop 99)	426,047	230,374	276,931	313,145	313,145	82,771
5000 - State Aid - Agriculture	8,657,057	7,226,463	7,655,038	8,666,910	8,666,910	1,440,447
5020 - State Disaster Relief	9,457,367					0
5025 - State Veterans' Affairs	150,488	289,713	199,238	306,664	306,664	16,951
5030 - Homeowners Property Tax Relief	431,927	432,885	431,927	431,927	431,927	(958)
5035 - Public Safety - Sales Tax	40,581,754	41,018,162	44,306,806	45,296,706	45,296,706	4,278,544
5050 - Other State Aid	25,028,891	25,097,862	28,270,138	37,052,742	37,008,395	11,910,533
5075 - SB 90 Reimbursements	264,958					0
5095 - Peace Officer Training (Post)	158,608	227,180	224,200	352,000	352,000	124,820
5100 - Federal - In-Lieu Taxes	1,081,054	1,009,996	1,081,054	1,081,054	1,081,054	71,058
5200 - Federal Aid - Public Assistance Administration	55,180,007	72,714,979	71,321,526	75,658,523	73,067,036	352,057
5225 - Federal Aid - Public Assistance Programs	25,918,079	35,307,697	38,495,446	40,720,752	40,634,666	5,326,969
5240 - Federal Aid - Health Administration	4,485,574	1,788,543	2,067,863	1,338,144	1,338,144	(450,399)
5260 - Federal Aid - Disaster Relief	28,670					0
5290 - Federal Aid Other	54,185,207	50,825,846	49,639,538	32,252,120	32,252,120	(18,573,726)
5350 - Aid - Other Governmental Agencies	1,314,048	1,537,600	2,618,718	1,289,805	1,289,805	(247,795)
5355 - Aid from City/County	172,733	309,951	214,000	271,256	271,256	(38,695)
5360 - Aid from Special District/JPA	11,006					0
Total Intergovernmental Revenues	284,262,383	309,384,472	317,052,173	317,921,841	313,385,880	4,001,408

SCHEDULE 6
County of Monterey
Detail of Additional Financing Sources by Fund and Account
Fiscal Year 2024 - 2025

Source Classification	Actual 2022 23	Adopted Budget 2022-23	Current Year Estimate 2022-23	Requested Budget 2024-25	Recommended Budget 2024-25	Recommended Change From Adopted
Charges for Services						
5400 - Assessment and Tax Collection Fees	4,448,704	4,102,197	4,280,947	4,279,236	4,279,236	177,039
5430 - Auditing and Accounting Fees	1,382,483	2,136,071	1,833,394	2,195,431	2,195,431	59,360
5445 - Communication Services		100,000	100,000	100,000	100,000	0
5460 - Election Services	2,197,648	350,000	350,000	1,900,000	1,900,000	1,550,000
5475 - Legal Services	634,307	470,100	619,316	540,525	540,525	70,425
5505 - Planning and Engineering Services	1,425,974	1,391,206	1,305,262	1,529,898	1,529,898	138,692
5520 - Agricultural Services	769,832	900,000	750,000	829,000	829,000	(71,000)
5535 - Civil Process Services	2,870,204	4,980,361	4,014,535	5,329,668	5,329,668	349,307
5550 - Estate Fees	61,562	61,600	97,098	538,081	538,081	476,481
5560 - Humane Services	21,791	14,000	13,000	14,000	14,000	0
5570 - Law Enforcement Services	3,086,152	4,345,097	4,087,891	4,101,399	4,101,399	(243,698)
5580 - Recording Fees	1,845,757	2,515,248	2,017,558	2,586,207	2,586,207	70,959
5600 - Health Fees	41,695,760	50,005,041	44,180,028	57,919,468	57,919,468	7,914,427
5640 - Mental Health Fees	521	4,329	4,581	4,524	4,524	195
5660 - Children's Services	80	425	100	240	240	(185)
5685 - Adoption Fees	141,232	95,000	133,847	140,000	140,000	45,000
5690 - Institutional Care and Services	1,830	311,998	311,998			(311,998)
5730 - Park and Recreation Services	924,035	655,283	1,117,248	1,131,008	1,131,008	475,725
5750 - Other Services	4,061,002	3,580,195	3,673,570	4,340,747	4,254,135	673,940
Total Charges for Services	65,568,873	76,018,151	68,890,373	87,479,432	87,392,820	11,374,669
Miscellaneous Revenues						
5800 - Other Taxable Sales	32,606	40,000	30,000	35,000	35,000	(5,000)
5855 - Other Reimbursement	2,773,136	2,062,442	2,745,607	3,486,938	3,291,573	1,229,131
5860 - Tobacco Settlement	4,283,004	4,470,336	4,283,004	4,283,004	4,283,004	(187,332)
5870 - Miscellaneous Revenues	509,001	1,041,004	1,035,550	1,023,708	1,023,708	(17,296)
5875 - Cash Overages/Shortages	751	408	180	150	150	(258)
5980 - Contributions	298,710	250,548	255,600	176,600	176,600	(73,948)
Total Miscellaneous Revenues	7,897,209	7,864,738	8,349,941	9,005,400	8,810,035	945,297
Other Financing Sources						
5900 - Sale of Capital Assets	67,590	48,110	86,828	43,110	43,110	(5,000)
5940 - Operating Transfers In	121,336,438	129,483,511	121,740,637	135,901,437	136,607,273	7,123,762
5958 - Lease Right-To-Use Financing Sources		262,180				(262,180)
Total Other Financing Sources	121,404,028	129,793,801	121,827,465	135,944,547	136,650,383	6,856,582
Special Items						
5995 - Extraordinary Items			2,500,000			0
Total Special Items			2,500,000			0
Fund Total 001 - General	797,299,510	836,705,634	836,816,294	877,381,402	873,531,265	36,825,631
002 - Road Fund						
Taxes						
4050 - Sales and Use Taxes	9,849,786	9,343,000	9,685,364	9,685,364	9,685,364	342,364
Total Taxes	9,849,786	9,343,000	9,685,364	9,685,364	9,685,364	342,364
Licenses, Permits, and Franchises						
4230 - Construction Permits	175					
4250 - Road Privileges and Permits	667,792	2,050,000	75,989	2,612,430	2,612,430	562,430
Total Licenses, Permits, and Franchises	667,967	2,050,000	75,989	2,612,430	2,612,430	562,430

SCHEDULE 6
County of Monterey
Detail of Additional Financing Sources by Fund and Account
Fiscal Year 2024 - 2025

Source Classification	Actual 2023	Adopted Budget 2022-23	Current Year Estimate 2022-23	Requested Budget 2024-25	Recommended Budget 2024-25	Recommended Change From Adopted
Revenue from Use of Money & Property						
4600 - Investment Income	416,061	244,642	244,642	593,938	593,938	349,296
Total Revenue from Use of Money & Property	416,061	244,642	244,642	593,938	593,938	349,296
Intergovernmental Revenues						
4800 - State Highway Users Tax	20,976,449	24,125,028	23,195,742	23,672,977	23,672,977	(452,051)
5010 - State Aid - Construction Capital Grants	775,388	5,068,032	1,682,300	6,419,658	6,419,658	1,351,626
5011 - State Aid - Construction Operating Grants	725,486	725,486	725,486	725,486	725,486	0
5020 - State Disaster Relief	7,226,920					0
5250 - Federal Aid - Construction Capital Grants	14,789,393	6,656,984	10,648,184	6,022,380	6,022,380	(634,604)
5260 - Federal Aid - Disaster Relief	129,028	5,204,590	410,915	613,010	613,010	(4,591,580)
5270 - Federal Aid - Forest Reserve Revenue	8,411	6,220	6,220	6,220	6,220	0
5350 - Aid - Other Governmental Agencies		135,000	135,000			(135,000)
Total Intergovernmental Revenues	44,631,075	41,921,340	36,803,847	37,459,731	37,459,731	(4,461,609)
Charges for Services						
5505 - Planning and Engineering Services			12,775			
5750 - Other Services	1,515,631	801,612	952,585	982,891	982,891	181,279
Total Charges for Services	1,515,631	801,612	965,360	982,891	982,891	181,279
Miscellaneous Revenues						
5855 - Other Reimbursement	949,323	50,120	4,513,684	319,150	319,150	269,030
5870 - Miscellaneous Revenues	24,491	9,101	210,441	9,636	9,636	535
Total Miscellaneous Revenues	973,814	59,221	4,724,125	328,786	328,786	269,565
Other Financing Sources						
5900 - Sale of Capital Assets	6,000	18,687	82,678			(18,687)
5940 - Operating Transfers In	24,477,877	7,134,289	7,072,736	9,627,660	9,627,660	2,493,371
Total Other Financing Sources	24,483,877	7,152,976	7,155,414	9,627,660	9,627,660	2,474,684
003 - Library Fund						
Taxes						
4010 - Property Tax - Current Secured	9,284,528	9,650,483	9,650,483	9,939,997	9,939,997	289,514
4015 - Property Tax - Current Unsecured	388,796	333,299	440,000	343,298	343,298	9,999
4025 - Property Tax - Prior Secured	125,656	79,493	79,493	81,878	81,878	2,385
4030 - Property Tax - Prior Unsecured	1,806	1,838	1,838	1,893	1,893	55
4035 - Property Tax - Current Supplemental	278,516	139,010	139,010	143,180	143,180	4,170
4040 - Property Tax - Prior Supplemental	8,563	10,883	10,883	11,209	11,209	326
4090 - Other Property Taxes	1,094,673	598,767	598,767	850,000	850,000	251,233
Total Taxes	11,182,539	10,813,773	10,920,474	11,371,455	11,371,455	557,682
Revenue from Use of Money & Property						
4600 - Investment Income	134,411	8,066	32,000	8,308	8,308	242
Total Revenue from Use of Money & Property	134,411	8,066	32,000	8,308	8,308	
Intergovernmental Revenues						
5030 - Homeowners Property Tax Relief	34,017	38,054	38,054	39,196	39,196	1,142
5050 - Other State Aid	262,650	209,592	209,592	250,000	250,000	40,408
Total Intergovernmental Revenues	296,667	247,646	247,646	289,196	289,196	
Charges for Services						
5725 - Library Services	46,114	50,000	50,000	50,000	50,000	0
Total Charges for Services	46,114	50,000	50,000	50,000	50,000	
Miscellaneous Revenues						
5855 - Other Reimbursement	22,708					
5870 - Miscellaneous Revenues	38					
5980 - Contributions	199,099	240,783	240,783	240,783	240,783	0
Total Miscellaneous Revenues	221,845	240,783	240,783	240,783	240,783	
Other Financing Sources						
5900 - Sale of Capital Assets	8,100					
5940 - Operating Transfers In	2,075,356	283,889	283,889	290,704	290,704	6,815
Total Other Financing Sources	2,083,456	283,889	283,889	290,704	290,704	6,815
Fund Total 003 - Library Fund	13,965,031	11,644,157	11,774,792	12,250,446	12,250,446	585,393

SCHEDULE 6
County of Monterey
Detail of Additional Financing Sources by Fund and Account
Fiscal Year 2024 - 2025

Source Classification	Actual 2023	2022 Adopted Budget 2022-23	Current Year Estimate 2022-23	Requested Budget 2024-25	Recommended Budget 2024-25	Recommended Change From Adopted
005 - In-Home Support Services						
Revenue from Use of Money & Property						
4600 - Investment Income		40				0
Total Revenue from Use of Money & Property		40				0
Intergovernmental Revenues						
4910 - State Aid - Public Assistance Programs		440,665	352,970	340,227	418,970	66,000
5290 - Federal Aid Other		416,746	495,113	477,238	535,253	40,140
Total Intergovernmental Revenues		857,412	848,083	817,465	954,223	106,140
Other Financing Sources						
5940 - Operating Transfers In		34,658	171,770	165,569	144,801	(26,969)
Total Other Financing Sources		34,658	171,770	165,569	144,801	(26,969)
Fund Total 005 - In-Home Support Services		892,110	1,019,853	983,034	1,099,024	79,171
006 - Fish & Game Propagation Fund						
Fines, Forfeitures, and Penalties						
4450 - Other Court Fines		40,258	33,748	27,137	26,687	(7,061)
Total Fines, Forfeitures, and Penalties		40,258	33,748	27,137	26,687	
Revenue from Use of Money & Property						
4600 - Investment Income		1,561	781	781	684	(97)
Total Revenue from Use of Money & Property		1,561	781	781	684	(97)
Miscellaneous Revenues						
5855 - Other Reimbursement		5,000				0
Total Miscellaneous Revenues		5,000				0
Other Financing Sources						
5940 - Operating Transfers In		10,500	10,500	10,500	10,500	0
Total Other Financing Sources		10,500	10,500	10,500	10,500	0
Fund Total 006 - Fish & Game Propagation Fund		57,319	45,029	38,418	37,871	(3,628)
008 - Community Action Partnership						
Revenue from Use of Money & Property						
4600 - Investment Income		2,813	500	500	500	0
Total Revenue from Use of Money & Property		2,813	500	500	500	0
Intergovernmental Revenues						
5290 - Federal Aid Other		527,511	502,515	529,032	535,164	29,969
Total Intergovernmental Revenues		527,511	502,515	529,032	535,164	29,969
Other Financing Sources						
5940 - Operating Transfers In		755	718	579	495	(223)
Total Other Financing Sources		755	718	579	495	(223)
Fund Total 008 - Community Action Partnership		531,079	503,733	530,111	533,479	29,746
009 - Inclusionary Housing						
Revenue from Use of Money & Property						
4600 - Investment Income		9,274	6,000	2,700	5,000	(1,000)
4650 - Interest on Notes Receivable		1,363	14,000	4,000	3,500	(10,500)
Total Revenue from Use of Money & Property		10,636	20,000	6,700	8,500	(11,500)
Intergovernmental Revenues						
5325 - Other In-Lieu Taxes			(1,500)		1,005,000	1,006,500
Total Intergovernmental Revenues			(1,500)		1,005,000	1,006,500
Charges for Services						
5750 - Other Services		1,740	1,500	1,300	50,416	48,916
Total Charges for Services		1,740	1,500	1,300	50,416	48,916

SCHEDULE 6
County of Monterey
Detail of Additional Financing Sources by Fund and Account
Fiscal Year 2024 - 2025

Source Classification	Actual 2023	2022 Adopted Budget 2022-23	Current Year Estimate 2022-23	Requested Budget 2024-25	Recommended Budget 2024-25	Recommended Change From Adopted
Miscellaneous Revenues						
5960 - Loan Repayment		(16,733)	5,800	15,000		(5,800)
Total Miscellaneous Revenues		(16,733)	5,800	15,000		(5,800)
Fund Total 009 - Inclusionary Housing		(4,357)	25,800	23,000	1,063,916	1,063,916
011 - Revolving Loan Fund						
Revenue from Use of Money & Property						
4600 - Investment Income		571	400	400	552	152
4650 - Interest on Notes Receivable		120,344	100,000	100,000	144,405	44,405
Total Revenue from Use of Money & Property		120,915	100,400	100,400	144,957	44,557
Intergovernmental Revenues						
5290 - Federal Aid Other		(300,000)				0
Total Intergovernmental Revenues		(300,000)				0
Charges for Services						
5750 - Other Services			50,000	50,000		(50,000)
Total Charges for Services			50,000	50,000		(50,000)
Miscellaneous Revenues						
5870 - Miscellaneous Revenues		10,457		8,672	15,000	15,000
Total Miscellaneous Revenues		10,457		8,672	15,000	15,000
Fund Total 011 - Revolving Loan Fund		(168,628)	150,400	159,072	159,957	9,557
013 - Community Development Fund						
Revenue from Use of Money & Property						
4600 - Investment Income		60,168	4,000		7,000	3,000
4650 - Interest on Notes Receivable		116,575	6,250	11,730	9,675	3,425
4675 - Rents and Concessions				331,300		0
Total Revenue from Use of Money & Property		176,743	10,250	343,030	16,675	6,425
Intergovernmental Revenues						
5050 - Other State Aid		432,035	3,208,157		1,163,033	(2,045,124)
5290 - Federal Aid Other		2,294,765	1,366,644	1,600,000	4,400,000	3,033,356
Total Intergovernmental Revenues		2,726,799	4,574,801	1,600,000	5,563,033	988,232
Charges for Services						
5750 - Other Services			59,097	12,000	50,000	(9,097)
Total Charges for Services			59,097	12,000	50,000	(9,097)
Miscellaneous Revenues						
5850 - Developer Reimbursements				122,912		
5960 - Loan Repayment		16,358	12,500	21,600	4,550	(7,950)
Total Miscellaneous Revenues		16,358	12,500	144,512	4,550	(7,950)
Fund Total 013 - Community Development Fund		2,919,901	4,656,648	2,099,542	5,634,258	977,610
016 - Emergency Medical Service Fund						
Fines, Forfeitures, and Penalties						
4450 - Other Court Fines		611,539	725,000	638,000	638,000	(87,000)
Total Fines, Forfeitures, and Penalties		611,539	725,000	638,000	638,000	(87,000)
Revenue from Use of Money & Property						
4600 - Investment Income		46,768	15,000	15,000	15,000	0
Total Revenue from Use of Money & Property		46,768	15,000	15,000	15,000	0
Miscellaneous Revenues						
5855 - Other Reimbursement		8,288	8,900	7,377	6,000	(2,900)
Total Miscellaneous Revenues		8,288	8,900	7,377	6,000	(2,900)
Fund Total 016 - Emergency Medical Service Fund		666,595	748,900	660,377	659,000	(89,900)

SCHEDULE 6
County of Monterey
Detail of Additional Financing Sources by Fund and Account
Fiscal Year 2024 - 2025

Source Classification	Actual 2023	2022 Adopted Budget 2022-23	Current Year Estimate 2022-23	Requested Budget 2024-25	Recommended Budget 2024-25	Recommended Change From Adopted
021 - Workforce Development Board						
Revenue from Use of Money & Property						
4600 - Investment Income		(3,771)				0
Total Revenue from Use of Money & Property		(3,771)				0
Intergovernmental Revenues						
5020 - State Disaster Relief				1,000,000	1,000,000	1,000,000
5050 - Other State Aid	746,854	3,065,845	3,065,845	1,900,000	1,900,000	(1,165,845)
5290 - Federal Aid Other	7,112,092	6,628,190	6,628,190	7,348,500	7,348,500	720,310
5350 - Aid - Other Governmental Agencies	88,352		26,826			0
Total Intergovernmental Revenues	7,947,299	9,694,035	9,720,861	10,248,500	10,248,500	554,465
Miscellaneous Revenues						
5870 - Miscellaneous Revenues	153,664		72,561			0
5980 - Contributions	4,350					0
Total Miscellaneous Revenues	158,014		72,561			0
Other Financing Sources						
5940 - Operating Transfers In	711,544	736,544	216,779	775,000	775,000	38,456
Total Other Financing Sources	711,544	736,544	216,779	775,000	775,000	38,456
Fund Total 021 - Workforce Development Board	8,813,086	10,430,579	10,010,201	11,023,500	11,023,500	592,921
022 - Local Revenue Fund						
Intergovernmental Revenues						
4920 - Realignment - Social Services	26,972,019	24,638,807	21,892,803	22,678,579	22,678,579	(1,960,228)
4960 - Realignment - Mental Health	33,780,212	29,305,772	28,024,460	30,376,950	30,376,950	1,071,178
5035 - Public Safety - Sales Tax	40,284,982	33,560,971	34,013,623	35,081,809	35,081,809	1,520,838
5050 - Other State Aid		6,030,820	6,373,658	6,389,105	6,389,105	358,285
Total Intergovernmental Revenues	101,037,214	93,536,370	90,304,544	94,526,443	94,526,443	990,073
Fund Total 022 - Local Revenue Fund	101,037,214	93,536,370	90,304,544	94,526,443	94,526,443	990,073
023 - Behavioral Health						
Fines, Forfeitures, and Penalties						
4400 - Vehicle Code Fines	138,695	115,000	115,000	115,000	115,000	0
Total Fines, Forfeitures, and Penalties	138,695	115,000	115,000	115,000	115,000	0
Revenue from Use of Money & Property						
4600 - Investment Income	729,172	195,000	195,000	201,444	201,444	6,444
4675 - Rents and Concessions	40,796	43,993	44,237	44,237	44,237	244
Total Revenue from Use of Money & Property	769,967	238,993	239,237	245,681	245,681	6,688
Intergovernmental Revenues						
4820 - Vehicle License Fee	2,852,642	162,007	162,007	162,007	162,007	0
4950 - State Aid - Mental Health	22,731,859	39,959,516	43,773,352	29,279,500	29,279,500	(10,680,016)
4975 - State Aid - Health Programs	8,324,472	8,527,950	18,372,841	23,060,362	23,060,362	14,532,412
5050 - Other State Aid	135,027					0
5240 - Federal Aid - Health Administration	998,419	6,726,633	7,350,000	5,000,000	5,000,000	(1,726,633)
5290 - Federal Aid Other	58,706,187	53,283,205	51,323,611	54,274,982	54,274,982	991,777
5350 - Aid - Other Governmental Agencies	5,542,770	6,814,549	6,198,003	6,198,003	6,198,003	(616,546)
Total Intergovernmental Revenues	99,291,376	115,473,860	127,179,814	117,974,854	117,974,854	2,500,994
Charges for Services						
5600 - Health Fees	136,207	115,000	115,000	115,000	115,000	0
5640 - Mental Health Fees	912,020	1,349,592	1,460,267	1,453,517	1,453,517	103,925
5750 - Other Services	41,699	18,500	26,175	26,175	26,175	7,675
Total Charges for Services	1,089,927	1,483,092	1,601,442	1,594,692	1,594,692	111,600
Miscellaneous Revenues						
5855 - Other Reimbursement	557,357	250,000	225,000	225,000	225,000	(25,000)
5870 - Miscellaneous Revenues	7,338		7,500	7,500	7,500	7,500
Total Miscellaneous Revenues	564,695	250,000	232,500	232,500	232,500	(17,500)

SCHEDULE 6
County of Monterey
Detail of Additional Financing Sources by Fund and Account
Fiscal Year 2024 - 2025

Source Classification	Actual 2023	Adopted Budget 2022-23	Current Year Estimate 2022-23	Requested Budget 2024-25	Recommended Budget 2024-25	Recommended Change From Adopted
Other Financing Sources						
5900 - Sale of Capital Assets	4,525					
5940 - Operating Transfers In	30,967,859	41,961,516	34,302,684	46,578,216	46,578,216	4,616,700
Total Other Financing Sources	30,972,384	41,961,516	34,302,684	46,578,216	46,578,216	4,616,700
Fund Total 023 - Behavioral Health	132,827,045	159,522,461	163,670,677	166,740,943	166,740,943	7,218,482
024 - Homeland Security Grant						
Revenue from Use of Money & Property						
4600 - Investment Income	9,359	6,444	6,444			(6,444)
Total Revenue from Use of Money & Property	9,359	6,444	6,444			(6,444)
Intergovernmental Revenues						
5050 - Other State Aid	4,499					
5290 - Federal Aid Other	70,878	1,144,787	1,144,787			(1,144,787)
Total Intergovernmental Revenues	75,377	1,144,787	1,144,787			(1,144,787)
Miscellaneous Revenues						
5855 - Other Reimbursement	100,000					0
Total Miscellaneous Revenues	100,000					0
Fund Total 024 - Homeland Security Grant	184,736	1,151,231	1,151,231			(1,151,231)
025 - H&W Realignment						
Intergovernmental Revenues						
4820 - Vehicle License Fee	8,167,142	6,857,322	6,995,215	8,118,363	8,118,363	1,261,041
4920 - Realignment - Social Services	50,969,403	42,075,537	43,023,149	50,295,151	50,295,151	8,219,614
4960 - Realignment - Mental Health	13,703,951	10,301,721	10,301,721	10,301,721	10,301,721	0
4990 - Realignment - Health	940,577	887,353	912,576	460,672	460,672	(426,681)
Total Intergovernmental Revenues	73,781,073	60,121,933	61,232,661	69,175,907	69,175,907	9,053,974
Other Financing Sources						
5940 - Operating Transfers In	5,211,274	5,239,014	5,211,274	5,211,274	5,211,274	(27,740)
Total Other Financing Sources	5,211,274	5,239,014	5,211,274	5,211,274	5,211,274	(27,740)
Fund Total 025 - H&W Realignment	78,992,347	65,360,947	66,443,935	74,387,181	74,387,181	9,026,234
026 - NGEN Operations & Maintenance						
Revenue from Use of Money & Property						
4600 - Investment Income	22,006					
4675 - Rents and Concessions	(0)	29,664				
4680 - Revenue from Lessor Leases - Right-To-Use	29,525		29,664	31,628	31,628	31,628
Total Revenue from Use of Money & Property	51,531	29,664	29,664	31,628	31,628	31,628
Charges for Services						
5750 - Other Services	1,040,137	851,398	766,451	921,950	921,950	70,552
Total Charges for Services	1,040,137	851,398	766,451	921,950	921,950	70,552
Fund Total 026 - NGEN Operations & Maintenance	1,091,668	881,062	796,115	953,578	953,578	102,180
027 - County Clerk/Recorder						
Revenue from Use of Money & Property						
4600 - Investment Income	67,917					0
Total Revenue from Use of Money & Property	67,917					0
Charges for Services						
5580 - Recording Fees	353,346	426,000	375,000	417,996	417,996	(8,004)
Total Charges for Services	353,346	426,000	375,000	417,996	417,996	(8,004)
Fund Total 027 - County Clerk/Recorder	421,262	426,000	375,000	417,996	417,996	(8,004)

SCHEDULE 6
County of Monterey
Detail of Additional Financing Sources by Fund and Account
Fiscal Year 2024 - 2025

Source Classification	Actual 2023	2022 Adopted Budget 2022-23	Current Year Estimate 2022-23	Requested Budget 2024-25	Recommended Budget 2024-25	Recommended Change From Adopted
028 - Emergency Communications						
Revenue from Use of Money & Property						
4600 - Investment Income		85,092	35,000	65,000	65,000	30,000
4675 - Rents and Concessions		140,688	144,909	144,909	149,259	4,350
Total Revenue from Use of Money & Property		225,780	179,909	209,909	214,259	34,350
Intergovernmental Revenues						
5035 - Public Safety - Sales Tax		4,509,084	4,572,397	4,572,397	4,535,634	(36,763)
5050 - Other State Aid			25,000		25,000	0
5095 - Peace Officer Training (Post)		4,133	15,000	15,000		(15,000)
5290 - Federal Aid Other				115,489		0
Total Intergovernmental Revenues		4,513,217	4,612,397	4,702,886	4,560,634	(51,763)
Charges for Services						
5445 - Communication Services		6,772,580	7,087,805	7,107,805	7,480,095	392,290
5750 - Other Services		139,868	186,871	186,871	196,214	9,343
Total Charges for Services		6,912,448	7,274,676	7,294,676	7,676,309	401,633
Miscellaneous Revenues						
5855 - Other Reimbursement		42,120	25,000	45,294	25,000	0
5870 - Miscellaneous Revenues		74				0
Total Miscellaneous Revenues		42,194	25,000	45,294	25,000	0
Other Financing Sources						
5940 - Operating Transfers In		1,032,148	2,096,951	1,929,654	2,295,759	198,808
Total Other Financing Sources		1,032,148	2,096,951	1,929,654	2,295,759	198,808
Fund Total 028 - Emergency Communications		12,725,787	14,188,933	14,182,419	14,771,961	583,028
029 - Habitat Management Program						
Licenses, Permits, and Franchises						
4230 - Construction Permits				150,000	150,000	150,000
Total Licenses, Permits, and Franchises				150,000	150,000	150,000
Revenue from Use of Money & Property						
4600 - Investment Income		266,221	177,006	266,221	271,545	94,539
Total Revenue from Use of Money & Property		266,221	177,006	266,221	271,545	94,539
Miscellaneous Revenues						
5850 - Developer Reimbursements				14,911	14,911	14,911
Total Miscellaneous Revenues				14,911	14,911	14,911
Fund Total 029 - Habitat Management Program		266,221	177,006	266,221	436,456	259,450
030 - Pension Liability						
Revenue from Use of Money & Property						
4600 - Investment Income		3,390,716		2,000,000	2,000,000	2,000,000
Total Revenue from Use of Money & Property		3,390,716		2,000,000	2,000,000	2,000,000
Charges for Services						
5750 - Other Services		15,402,538	15,227,703	15,227,703		(15,227,703)
Total Charges for Services		15,402,538	15,227,703	15,227,703		(15,227,703)
Other Financing Sources						
5940 - Operating Transfers In		46,044,147				0
Total Other Financing Sources		46,044,147				0
Fund Total 030 - Pension Liability		64,837,401	15,227,703	15,227,703	2,000,000	(13,227,703)

SCHEDULE 6
County of Monterey
Detail of Additional Financing Sources by Fund and Account
Fiscal Year 2024 - 2025

Source Classification	Actual 23	2022	Adopted Budget 2022-23	Current Year Estimate 2022-23	Requested Budget 2024-25	Recommended Budget 2024-25	Recommended Change From Adopted
402 - Capital Projects Fund							
Revenue from Use of Money & Property							
4600 - Investment Income		47,483					0
Total Revenue from Use of Money & Property		47,483					0
Intergovernmental Revenues							
5050 - Other State Aid		646,333					0
Total Intergovernmental Revenues		646,333					0
Fund Total 402 - Capital Projects Fund		693,816					0
404 - Capital Projects							
Revenue from Use of Money & Property							
4600 - Investment Income		71,384					0
Total Revenue from Use of Money & Property		71,384					0
Intergovernmental Revenues							
5010 - State Aid - Construction Capital Grants		300,034	8,966,850	1,302,333	14,669,617	14,669,617	5,702,767
5050 - Other State Aid				468,395			0
5290 - Federal Aid Other		8,190,388	6,387,370	7,110,686	3,426,953	3,426,953	(2,960,417)
Total Intergovernmental Revenues		8,490,422	15,354,220	8,881,414	18,096,570	18,096,570	2,742,350
Charges for Services							
5750 - Other Services		610					0
Total Charges for Services		610					0
Miscellaneous Revenues							
5870 - Miscellaneous Revenues		70,562					0
5980 - Contributions				73,621			0
Total Miscellaneous Revenues		70,562		73,621			0
Other Financing Sources							
5940 - Operating Transfers In		26,334,260	30,975,749	22,926,909	20,429,727	20,429,727	(10,546,022)
Total Other Financing Sources		26,334,260	30,975,749	22,926,909	20,429,727	20,429,727	(10,546,022)
Fund Total 404 - Capital Projects		34,967,238	46,329,969	31,881,944	38,526,297	38,526,297	(7,803,672)
405 - NGEN Radio Project							
Revenue from Use of Money & Property							
4600 - Investment Income		23,448					0
Total Revenue from Use of Money & Property		23,448					0
Intergovernmental Revenues							
5290 - Federal Aid Other		75,000					0
Total Intergovernmental Revenues		75,000					0
Charges for Services							
5750 - Other Services					543,237	543,237	543,237
Total Charges for Services					543,237	543,237	543,237
Other Financing Sources							
5940 - Operating Transfers In		538,267					0
Total Other Financing Sources		538,267					0
Fund Total 405 - NGEN Radio Project		636,715			543,237	543,237	543,237

Schedule 7

**Schedule 7
County of Monterey
Governmental Funds
FY 2024-25**

Description	Actual 2022-23	Adopted Budget 2023-24	Current Year 2023-24	Requested Budget 2024-25	Recommended Budget 2024-25	Recommended Change from Adopted
Summarization by Function						
GE01 - General	217,762,041	144,924,369	136,696,996	445,784,144	150,120,228	5,195,859
PP02 - Public Protection	363,539,331	395,081,031	392,501,526	426,629,383	415,502,261	20,421,230
PW03 - Public Ways & Facilities	70,920,369	76,196,989	69,678,084	78,072,808	77,900,547	1,703,558
HS04 - Health & Sanitation	307,133,156	384,736,861	357,293,859	398,691,605	395,554,646	10,817,785
PA05 - Public Assistance	335,837,388	352,090,033	350,192,675	366,343,920	360,730,626	8,640,593
ED06 - Education	12,918,831	11,904,474	11,830,158	14,897,665	14,803,598	2,899,124
RC07 - Recreation & Culture	8,036,343	8,059,201	7,907,936	10,389,180	9,278,916	1,219,715
Sub-Total	\$ 1,316,147,458	\$ 1,372,992,958	\$ 9,282,708,638	\$ 1,740,808,705	\$ 1,423,890,822	\$ 50,897,864
Total Financing Requirements	\$ 1,316,147,458	\$ 1,372,992,958	\$ 1,326,101,234	\$ 1,740,808,705	\$ 1,423,890,822	\$ 50,897,864

Schedule 7

Schedule 7 Summary of Financing Uses by Function and Fund Governmental Funds FY 2024-25

Description	Actual 2022-23	Adopted Budget 2024-25	Current Year 2023-24	Requested Budget 2024-25	Recommended Budget 2024-25	Recommended Change from Adopted
Summarization by Fund						
001 - General	855,176,107	847,765,936	838,415,256	909,376,702	886,655,275	38,889,339
002 - Road Fund	70,920,369	76,196,989	69,678,084	78,072,808	77,900,547	1,703,558
003 - Library Fund	12,405,498	11,410,580	11,347,875	14,302,341	14,212,669	2,802,089
005 - In-Home Support Services	862,436	1,019,853	983,034	1,099,024	1,099,024	79,171
006 - Fish & Game Propagation Fund	45,886	51,636	51,939	54,670	54,670	3,034
008 - Community Action Partnership	519,419	503,733	530,111	536,159	533,479	29,746
009 - Inclusionary Housing	115,250	467,491	172,710	880,069	880,069	412,578
011 - Revolving Loan Fund	(286,827)	1,150,500	1,150,500	259,957	259,957	(890,543)
013 - Community Development Fund	4,515,091	7,064,367	1,971,031	4,665,776	4,665,776	(2,398,591)
016 - Emergency Medical Service Fund	2,337,154	708,900	774,414	636,831	636,831	(72,069)
021 - Workforce Development Board	8,943,207	10,430,579	10,010,201	10,238,122	10,210,801	(219,778)
022 - Local Revenue Fund	78,161,615	97,332,470	86,408,787	100,628,344	100,628,344	3,295,874
023 - Behavioral Health	147,818,569	166,379,440	170,062,614	173,450,907	172,626,425	6,246,985
024 - Homeland Security Grant	590,492	1,151,231	1,151,231			(1,151,231)
025 - H&W Realignment	74,431,102	75,220,982	76,143,834	85,785,049	85,916,084	10,695,102
026 - NGEN Operations & Maintenance	1,602,704	881,062	796,115	953,578	953,578	72,516
027 - County Clerk/Recorder	505,489	426,000	187,100	417,996	417,996	(8,004)
028 - Emergency Communications	12,435,441	14,734,982	14,714,300	14,771,961	14,649,287	(85,695)
029 - Habitat Management Program	61,071	253,650	253,650	495,107	495,107	241,457
030 - Pension Liability	176,328	300,000	300,000	400,875	400,875	100,875
404 - Capital Projects	44,211,561	59,542,577	40,276,448	343,064,649	49,976,248	(9,566,329)
405 - NGEN Radio Project	599,495		722,000	717,780	717,780	717,780
Total Financing Requirements	\$1,316,147,458	\$1,372,992,958	\$1,326,101,234	\$1,740,808,705	\$1,423,890,822	\$10,304,967

Schedule 8

**Schedule 8
County of Monterey
Detail of Financing Uses by Function, Activity and Budget Unit
Governmental Funds
FY 2024-25**

	Actual 2022-23	Adopted Budget 2024-25	Current Year 2023-24	Requested Budget 2024-25	Recommended Budget 2024-25	Recommended Change from Adopted
General						
Administration						
Housing and Community Development	3,904,758	4,094,434	3,742,127	3,158,314	3,127,537	(966,897)
Public Works, Facilities & Parks	4,169,215	644,214	965,637	357,526	127,846	(516,368)
Total Administration	8,073,973	4,738,648	4,707,764	3,515,840	3,255,383	- 1,483,265
Contingencies						
County Administrative Office	5,612,198	3,406,868	2,126,868	8,367,056	8,367,056	4,960,188
Total Contingencies	5,612,198	3,406,868	2,126,868	8,367,056	8,367,056	4,960,188
Legislative & Administrative						
Auditor-Controller	117,819	216,380	215,308	190,663	190,663	(25,717)
Board of Supervisors	4,790,842	4,958,011	4,864,470	5,434,398	6,382,790	1,424,779
Clerk of the Board	998,201	1,319,354	1,215,209	1,015,778	1,007,345	(312,009)
County Administrative Office	6,035,906	9,166,721	7,107,480	17,647,101	17,529,266	8,362,545
Total Legislative & Administrative	11,942,769	15,660,466	13,402,467	24,287,940	25,110,064	9,449,598
Other Financing Uses						
County Administrative Office	105,275,316	20,632,381	20,882,381	24,650,350	24,050,350	3,417,969
Total Other Financing Uses	105,275,316	20,632,381	20,882,381	24,650,350	24,050,350	3,417,969
Finance						
Assessor-County Clerk-Recorder	7,164,022	7,886,673	6,857,994	8,292,396	8,210,657	323,984
Auditor-Controller	991,053	2,077,961	1,518,757	1,999,202	1,659,515	(418,446)
County Administrative Office	- 504,354	- 743,868	- 818,879	433,873	353,773	1,097,641
Treasurer-Tax Collector	7,854,014	10,058,945	8,945,948	9,333,214	9,257,494	(801,451)
Total Finance	15,504,735	19,279,711	16,503,820	20,058,685	19,481,439	201,728
Counsel						
County Counsel	519,287	1,554,011	1,244,804	2,210,833	2,109,035	555,024
Total Counsel	519,287	1,554,011	1,244,804	2,210,833	2,109,035	555,024
Housing Successor Agencies						
Housing and Community Development	115,250	467,491	172,710	915,918	880,069	412,578
Total Housing Successor Agencies	115,250	467,491	172,710	915,918	880,069	412,578
Personnel						
Civil Rights Office	277,216	407,997	337,417	395,937	382,624	(25,373)
Human Resources	908,428	758,282	165,273	1,000,159	813,044	54,762
Total Personnel	1,185,645	1,166,279	502,690	1,396,096	1,195,668	29,389
Elections						
Elections	5,569,037	6,578,144	6,560,519	6,473,100	6,448,310	(129,834)
Total Elections	5,569,037	6,578,144	6,560,519	6,473,100	6,448,310	- 129,834
Communications						
Emergency Communications	12,435,441	14,734,982	14,714,300	14,771,961	14,649,287	(85,695)
Total Communications	12,435,441	14,734,982	14,714,300	14,771,961	14,649,287	- 85,695
Property Management						
Housing and Community Development				- 35,849	0	-
Public Works, Facilities & Parks	6,395,889	7,109,990	11,834,741	6,973,643	6,057,965	(1,052,025)
Total Property Management	6,395,889	7,109,990	11,834,741	6,937,794	6,057,965	- 1,052,025
Plant Acquisition						
Emergency Communications	1,602,704	881,062	796,115	953,578	953,578	72,516
Information Technology		1,488,000		1,700,000	1,700,000	212,000
Public Works, Facilities & Parks	40,810,493	38,054,577	31,898,452	321,364,649	28,276,248	(9,778,329)
Total Plant Acquisition	42,413,198	40,423,639	32,694,567	324,018,227	30,929,826	- 9,493,813
Promotion						
County Administrative Office	3,752,000	4,379,113	4,379,113	4,299,974	4,199,974	(179,139)
Total Promotion	3,752,000	4,379,113	4,379,113	4,299,974	4,199,974	- 179,139
Other Agencies						
Emergency Communications	599,495		722,000	717,780	717,780	717,780
Total Other Agencies	599,495		722,000	717,780	717,780	717,780
Other General						
County Administrative Office	37,275	251,125	228,535	570,172	417,647	166,522
County Counsel	4,464	50,000	50,000	26,114	4,219	(45,781)
Information Technology	- 1,556,410	4,668,043	6,156,043	3,590,112	3,319,799	(1,348,244)
Public Works, Facilities & Parks	- 117,519	- 176,522	- 186,326	- 1,023,808	- 1,073,643	(897,121)
Total Other General	- 1,632,190	4,792,646	6,248,252	3,162,590	2,668,022	- 2,124,624
Total General	\$217,762,041	\$144,924,369	\$136,696,996	\$445,784,144	\$150,120,228	\$5,195,859

Schedule 8
County of Monterey
Detail of Financing Uses by Function, Activity and Budget Unit
Governmental Funds

	Actual 2022-23	Adopted Budget 2024-25	Current Year 2023-24	Requested Budget 2024-25	Recommended Budget 2024-25	Recommended Change from Adopted
Public Protection						
Judicial						
Child Support Services	10,989,730	12,163,694	11,746,465	12,373,371	12,242,938	79,244
County Administrative Office	7,966,569	8,288,269	7,964,682	8,618,742	8,618,742	330,473
County Counsel	321,035	324,844	319,844	301,613	301,613	(23,231)
District Attorney	36,694,484	41,287,290	36,090,336	38,981,267	38,331,000	(2,956,290)
Public Defender	18,007,906	18,643,012	18,340,433	21,261,412	20,553,907	1,910,895
Total Judicial	73,979,724	80,707,109	74,461,760	81,536,405	80,048,200	- 658,909
Police Protection						
Sheriff-Coroner	61,409,412	64,787,973	64,787,973	67,919,675	65,601,405	813,432
Total Police Protection	61,409,412	64,787,973	64,787,973	67,919,675	65,601,405	813,432
Detention & Correction						
Probation	83,644,898	101,878,720	101,928,855	106,417,544	104,150,444	2,271,724
Sheriff-Coroner	88,943,049	93,946,109	94,293,542	101,493,147	97,214,053	3,267,944
Total Detention & Correction	172,587,947	195,824,829	196,222,397	207,910,691	201,364,497	5,539,668
Protection Inspection						
Agricultural Commissioner	13,855,332	13,735,191	13,580,868	16,123,609	15,988,928	2,253,737
Total Protection Inspection	13,855,332	13,735,191	13,580,868	16,123,609	15,988,928	2,253,737
Other Protection						
Assessor-County Clerk-Recorder	3,153,262	2,929,997	2,664,367	2,869,913	2,842,955	(87,042)
County Administrative Office	15,835,384	6,022,584	10,441,394	9,695,497	9,685,043	3,662,459
Department of Emergency Management		4,578,701	5,385,299	11,518,435	11,503,217	6,924,516
Health	7,218,220	8,456,190	8,416,627	9,796,316	9,346,153	889,963
Housing and Community Development	13,993,418	15,936,256	14,515,017	17,188,188	17,062,195	1,125,939
Public Works, Facilities & Parks	1,506,632	2,102,201	2,025,824	2,070,654	2,059,668	(42,533)
Total Other Protection	41,706,915	40,025,929	43,448,528	53,139,003	52,499,231	12,473,302
Total Public Protection	\$363,539,331	\$395,081,031	\$392,501,526	\$426,629,383	\$415,502,261	\$20,421,230
Public Ways & Facilities						
Public Ways						
Public Works, Facilities & Parks	70,920,369	76,196,989	69,678,084	78,072,808	77,900,547	1,703,558
Total Public Ways	70,920,369	76,196,989	69,678,084	78,072,808	77,900,547	1,703,558
Total Public Ways & Facilities	\$70,920,369	\$76,196,989	\$69,678,084	\$78,072,808	\$77,900,547	\$1,703,558
Health & Sanitation						
Health						
Health	292,388,890	354,485,095	340,097,893	367,739,649	365,377,581	10,892,486
Total Health	292,388,890	354,485,095	340,097,893	367,739,649	365,377,581	10,892,486
County Sanitation Districts						
Public Works, Facilities & Parks				709,793		-
Total County Sanitation Districts				709,793		0
Hospital Care						
County Administrative Office	3,900,648	3,900,648	3,900,648	3,900,648	3,900,648	-
Health	2,766,784	956,031	1,232,729	967,501	949,366	(6,665)
Total Hospital Care	6,667,432	4,856,679	5,133,377	4,868,149	4,850,014	- 6,665
California Childrens Services						
Health	4,558,622	5,245,728	5,030,667	5,227,690	5,180,727	(65,001)
Total California Childrens Services	4,558,622	5,245,728	5,030,667	5,227,690	5,180,727	- 65,001
Enterprise Fund						
Natividad Medical Center	3,401,067	20,000,000	6,889,996	20,000,000	20,000,000	-
Total Enterprise Fund	3,401,067	20,000,000	6,889,996	20,000,000	20,000,000	0
Sanitation						
Public Works, Facilities & Parks	117,144	149,359	141,926	146,324	146,324	(3,035)
Total Sanitation	117,144	149,359	141,926	146,324	146,324	- 3,035
Total Health & Sanitation	\$307,133,156	\$384,736,861	\$357,293,859	\$398,691,605	\$395,554,646	\$10,817,785

Schedule 8
County of Monterey
Detail of Financing Uses by Function, Activity and Budget Unit
Governmental Funds
FY 2024-25

	Actual 2022-23	Adopted Budget 2024-25	Current Year 2023-24	Requested Budget 2024-25	Recommended Budget 2024-25	Recommended Change from Adopted
Public Assistance						
Administration						
Social Services	192,031,517	205,057,264	203,479,996	214,497,316	209,442,697	4,385,433
Total Administration	192,031,517	205,057,264	203,479,996	214,497,316	209,442,697	4,385,433
Aid Programs						
Social Services	83,825,040	88,631,093	93,703,092	100,111,643	100,111,643	11,480,550
Total Aid Programs	83,825,040	88,631,093	93,703,092	100,111,643	100,111,643	11,480,550
General Relief						
Social Services	930,757	779,355	1,121,947	1,100,832	1,000,832	221,477
Total General Relief	930,757	779,355	1,121,947	1,100,832	1,000,832	221,477
Veteran's Services						
Social Services	1,812,279	2,355,922	2,151,000	2,268,108	2,249,425	(106,497)
Total Veteran's Services	1,812,279	2,355,922	2,151,000	2,268,108	2,249,425	- 106,497
Other Assistance						
County Administrative Office	8,656,380	11,581,079	11,160,701	10,498,079	10,470,758	(1,110,321)
Housing and Community Development	4,515,091	7,064,367	1,971,031	4,674,433	4,665,776	(2,398,591)
Social Services	44,066,324	36,620,953	36,604,908	33,193,509	32,789,495	(3,831,458)
Total Other Assistance	57,237,795	55,266,399	49,736,640	48,366,021	47,926,029	- 7,340,370
Total Public Assistance	\$335,837,388	\$352,090,033	\$350,192,675	\$366,343,920	\$360,730,626	\$8,640,593
Education						
Library Services						
Library	12,405,498	11,410,580	11,347,875	14,302,341	14,212,669	2,802,089
Total Library Services	12,405,498	11,410,580	11,347,875	14,302,341	14,212,669	2,802,089
Agriculture Education						
Cooperative Extension Service	513,333	493,894	482,283	595,324	590,929	97,035
Total Agriculture Education	513,333	493,894	482,283	595,324	590,929	97,035
Total Education	\$12,918,831	\$11,904,474	\$11,830,158	\$14,897,665	\$14,803,598	\$2,899,124
Recreation & Culture						
Recreation Facilities						
Public Works, Facilities & Parks	8,036,343	8,059,201	7,907,936	10,389,180	9,278,916	1,219,715
Total Recreation Facilities	8,036,343	8,059,201	7,907,936	10,389,180	9,278,916	1,219,715
Total Recreation & Culture	\$ 8,036,343	\$ 8,059,201	\$ 7,907,936	\$ 10,389,180	\$ 9,278,916	\$ 1,219,715
Grand Total	\$ 1,316,147,458	\$ 1,372,992,958	\$ 1,326,101,234	\$ 1,740,808,705	\$ 1,423,890,822	\$ 50,897,864

Schedule 12

Schedule 12 County of Monterey Special Districts and Other Agencies Summary Fiscal Year 2024-25

Fund Code	Fund Name and District/Agency Name	Total Financing Sources				Total Financing Uses			
		Fund Balance Available	Decreases to Obligated Fund Balance	Additional Financing Sources	Total Financing Sources	Financing Uses	Increases to Obligated Fund Balance	Total Financing Uses	Ending Available Fund Balance
County Services Areas									
051	CSA #1 Carmel Point	242,800	-	44,688	287,488	139,589	-	139,589	147,899
052	CSA #9 Oak Park	472,196	-	60,648	532,844	184,470	-	184,470	348,374
053	CSA #10 Laguna Seca Ranch	170,455	-	850	171,305	37,336	-	37,336	133,969
054	CSA #14 Moro Cojo	(51)	-	-	(51)	-	-	-	(51)
055	CSA #14 Castroville	12,847	-	-	12,847	-	-	-	12,847
056	CSA #15 Serra Vllge, Toro Park	344,101	-	208,364	552,465	334,318	-	334,318	218,147
057	CSA #17 Rancho Terra Grande	23,044	-	16,890	39,934	14,130	-	14,130	25,804
058	CSA #19 Carmel Meadows	16,359	-	892	17,251	12,552	-	12,552	4,699
059	CSA #20 Royal Estates	82,573	-	7,570	90,143	36,466	-	36,466	53,677
060	CSA #23 Carmel Rancho	284,256	-	15,674	299,930	250,727	-	250,727	49,203
061	CSA #24 Pedrazzi Subdivision	89,614	-	6,600	96,214	34,470	-	34,470	61,744
062	CSA #25 Carmel V Country Club	165,269	-	163,325	328,594	209,067	-	209,067	119,527
063	CSA #26 New Moss Landing Hgts	85,599	-	5,673	91,272	23,718	-	23,718	67,554
064	CSA #30 Rancho Mar Monte	30,043	-	1,693	31,736	18,512	-	18,512	13,224
065	CSA #31 Aromas Hills	43,199	-	1,706	44,905	15,670	-	15,670	29,235
066	CSA #32 Green Valley Acres	57,102	-	9,817	66,919	26,201	-	26,201	40,718
067	CSA #33 Coast Ridge Subdivisn	26,705	-	3,401	30,106	14,533	-	14,533	15,573
068	CSA #34 Rancho Rio Vista	13,087	-	2,617	15,704	11,353	-	11,353	4,351
069	CSA #35 Paradise Park	87,027	-	12,381	99,408	33,483	-	33,483	65,925
070	CSA #37 Colonial Oak Estates	18,550	-	997	19,547	11,919	-	11,919	7,628
071	CSA #38 Paradise Lake Estates	68,114	-	2,821	70,935	22,584	-	22,584	48,351
072	CSA #41 Gabilan Acres	215,914	-	22,052	237,966	64,659	-	64,659	173,307
073	CSA #44 Corral De Tierra	66,000	-	7,404	73,404	65,107	-	65,107	8,297
074	CSA #45 Oak Hills	155,400	-	33,714	189,114	110,413	-	110,413	78,701
075	CSA #45-Oak Hills - Open Space	26,795	-	20,514	47,309	44,741	-	44,741	2,568
076	CSA #47 Carmel Views	29,253	-	28,534	57,787	42,523	-	42,523	15,264
077	CSA #50 Rioway Track	1,146,272	-	125,496	1,271,768	817,065	-	817,065	454,703
078	CSA #51 High Meadow	167,979	-	21,266	189,245	64,977	-	64,977	124,268
079	CSA #52 Cerro Del Oso	212,073	-	8,379	220,452	129,687	-	129,687	90,765
080	CSA #53 Arroyo Seco	13,698	-	11,622	25,320	11,299	-	11,299	14,021
081	CSA #54 Manzanita	34,810	-	1,765	36,575	15,570	-	15,570	21,005
082	CSA #55 Buena Vista Del Sol	198,487	-	10,887	209,374	63,833	-	63,833	145,541
083	CSA #56 Del Mesa Carmel	257,900	-	11,277	269,177	60,003	-	60,003	209,174
084	CSA #57 Los Tulares	36,224	-	2,252	38,476	12,076	-	12,076	26,400
085	CSA #58 Vista Corado	71,878	-	4,399	76,277	24,987	-	24,987	51,290
086	CSA #62 Rancho Del Monte	314,428	-	15,183	329,611	76,211	-	76,211	253,400
087	CSA #66 Oak Tree Views	41,058	-	27,228	68,286	62,415	-	62,415	5,871
088	CSA #67 Corral De Tierra Oaks	3,458,079	-	138,729	3,596,808	2,353,318	-	2,353,318	1,243,490
089	CSA #68 Vierra Canyon	92,932	-	2,554	95,486	31,368	-	31,368	64,118
090	CSA #69 Ralph Lane	1,456	-	10	1,466	295	-	295	1,171
091	CSA #72 Las Palmas Ranch	108,272	-	5,410	113,682	66,631	-	66,631	47,051
092	CSA #74 Ambulance	3,745,264	-	1,890,000	5,635,264	2,460,501	-	2,460,501	3,174,763
093	CSA #75 Chualar Consolidated	1,520,139	-	182,310	1,702,449	1,040,093	-	1,040,093	662,356
Total County Service Areas		\$ 14,247,200	\$ -	\$ 3,137,592	\$ 17,384,792	\$ 9,048,870	\$ -	\$ 9,048,870	\$ 8,335,922
County Sanitation Districts									
151	Pajaro Co Sanitation District	1,403,035	-	854,739	2,257,774	3,735,751	-	3,735,751	(1,477,977)
154	Carmel Valley San Zone # 2 Dst	17,698	-	300	17,998	-	-	-	17,998
156	Boronda Co Sanitation Dist	69,316	-	160,096	229,412	153,560	-	153,560	75,852
157	Boronda Csd-Zone 2-San Jerardo	333,467	-	82,751	416,218	230,612	-	230,612	185,606
305	Boronda Co Sanitation Sewer	652	-	-	652	-	-	-	652
306	Boronda Co. San Sewer	7,445	-	38,990	46,435	38,850	-	38,850	7,585
310	Pajaro Co San Sewer	59,321	-	-	59,321	-	-	-	59,321
312	Chualar Co Water Ser	14,868	-	15,980	30,848	7,223	-	7,223	23,625
Total County Sanitation Districts		\$ 1,905,802	\$ -	\$ 1,152,856	\$ 3,058,658	\$ 4,165,996	\$ -	\$ 4,165,996	\$ (1,107,338)
Housing Successor Agencies									
175	Castroville-Pajaro Housing Successor	8,483,418	-	346,999	8,830,417	175,500	-	175,500	8,654,917
176	Boronda Housing Successor	534,604	-	-	534,604	-	-	-	534,604
Total Housing Successor Agencies		\$ 9,018,023	\$ -	\$ 346,999	\$ 9,365,022	\$ 175,500	\$ -	\$ 175,500	\$ 9,189,522

Schedule 12
County of Monterey
Special Districts and Other Agencies Summary
Fiscal Year 2024-25

Fund Code	Fund Name and District/Agency Name	Total Financing Sources				Total Financing Uses			
		Fund Balance Available	Decreases to Obligated Fund Balance	Additional Financing Sources	Total Financing Sources	Financing Uses	Increases to Obligated Fund Balance	Total Financing Uses	Ending Available Fund Balance
Other Agencies									
	251 Public Improvement Corp Debt Service	5,048	-	14,689,294	14,694,342	14,689,294	-	14,689,294	5,048
	Total Other Agencies	\$ 5,048	\$ -	\$ 14,689,294	\$ 14,694,342	\$ 14,689,294	\$ -	\$ 14,689,294	\$ 5,048
Other Districts									
	180 E. Garrison Public Financing Authority	153,863	-	16,683	170,546	30,760	-	30,760	139,786
	181 E. Garrison Community Facility District	2,640,020	-	1,956,223	4,596,243	2,056,804	-	2,056,804	2,539,439
	182 E. Garrison Developer Reimbursements	(43,451)	-	961,000	917,549	960,000	-	960,000	(42,451)
	Total Other Districts	\$ 2,750,432	\$ -	\$ 2,933,906	\$ 5,684,338	\$ 3,047,564	\$ -	\$ 3,047,564	\$ 2,636,774
	Total Special Districts and Other Agencies	\$ 27,926,504	\$ -	\$ 22,260,647	\$ 50,187,151	\$ 31,127,224	\$ -	\$ 31,127,224	\$ 19,059,927

County of Monterey
Analysis of Revenue by Fund
All Funds
Fiscal Year 2024-25

Source Classification	Actual 2022-23	Adopted Budget 2024-25	Current Year Estimate 2023-24	Requested 2024-25	Recommended 2024-25	Recommended Change from Adopted
001 - General	797,299,510	836,705,634	836,816,294	877,381,402	873,531,265	36,825,631
002 - Road Fund	82,538,210	61,572,791	59,654,741	61,290,800	61,290,800	(281,991)
003 - Library Fund	13,965,031	11,644,157	11,774,792	12,250,446	12,250,446	606,289
005 - In-Home Support Services	892,110	1,019,853	983,034	1,099,024	1,099,024	79,171
006 - Fish & Game Propagation Fund	57,319	45,029	38,418	37,871	37,871	(7,158)
008 - Community Action Partnership	531,079	503,733	530,111	536,159	533,479	29,746
009 - Inclusionary Housing	- 4,357	25,800	23,000	1,063,916	1,063,916	1,038,116
011 - Revolving Loan Fund	- 168,628	150,400	159,072	159,957	159,957	9,557
013 - Community Development Fund	2,919,901	4,656,648	2,099,542	5,634,258	5,634,258	977,610
016 - Emergency Medical Service Fund	666,595	748,900	660,377	659,000	659,000	(89,900)
021 - Workforce Development Board	8,813,086	10,430,579	10,010,201	11,023,500	11,023,500	592,921
022 - Local Revenue Fund	101,037,214	93,536,370	90,304,544	94,526,443	94,526,443	990,073
023 - Behavioral Health	132,827,045	159,522,461	163,670,677	166,740,943	166,740,943	7,218,482
024 - Homeland Security Grant	184,736	1,151,231	1,151,231	-	-	(1,151,231)
025 - H&W Realignment	78,992,347	65,360,947	66,443,935	74,387,181	74,387,181	9,026,234
026 - NGEN Operations & Maintenance	1,091,668	881,062	796,115	953,578	953,578	72,516
027 - County Clerk/Recorder	421,262	426,000	375,000	417,996	417,996	(8,004)
028 - Emergency Communications	12,725,787	14,188,933	14,182,419	14,771,961	14,771,961	583,028
029 - Habitat Management Program	266,221	177,006	266,221	436,456	436,456	259,450
030 - Pension Liability	64,837,401	15,227,703	15,227,703	2,000,000	2,000,000	(13,227,703)
051 - CSA #1 Carmel Point	50,537	43,233	43,537	44,688	44,688	1,455
052 - CSA #9 Oak Park	66,971	58,882	59,269	60,648	60,648	1,766
053 - CSA #10 Laguna Seca Ranch	3,202	850	850	850	850	-
056 - CSA #15 Serra Village, Toro Park	221,655	201,960	203,327	208,364	208,364	6,404
057 - CSA #17 Rancho Tierra Grande	36,181	16,340	16,419	16,890	16,890	550
058 - CSA #19 Carmel Meadows	1,172	873	879	892	892	19
059 - CSA #20 Royal Estates	9,038	7,475	7,499	7,570	7,570	95
060 - CSA #23 Carmel Rancho	20,226	15,580	15,605	15,674	15,674	94
061 - CSA #24 Pedrazzi Subdivision/Indian Springs	7,371	6,571	6,577	6,600	6,600	29
062 - CSA#25 Carmel Valley Golf & County Club	57,398	46,314	157,593	163,325	163,325	117,011
063 - CSA #26 New Moss Landing Heights	7,321	5,540	5,573	5,673	5,673	133
064 - CSA #30 Rancho Mar Monte	2,114	1,673	1,678	1,693	1,693	20
065 - CSA #31 Aromas Hills Subdivision	2,368	1,684	1,691	1,706	1,706	22
066 - CSA #32 Green Valley Acres/Moon Subdivision	10,091	9,659	9,697	9,817	9,817	158
067 - CSA #33 Coast Ridge/Carmel Sur	2,318	3,312	3,340	3,401	3,401	89
068 - CSA #34 Rancho Rio Vista/Carmel Knolls	3,341	2,514	2,545	2,617	2,617	103
069 - CSA #35 Paradise Park	13,610	12,151	12,190	12,381	12,381	230
070 - CSA #37 Colonial Oak Estates	1,150	948	997	997	997	49
071 - CSA #38 Paradise Lake Estates	3,759	2,773	2,786	2,821	2,821	48
072 - CSA #41 Gabilan Acres/Boronda	27,441	21,667	21,755	22,052	22,052	385
073 - CSA #44 Corral De Tierra Oaks 1/2/3	8,497	7,234	7,277	7,404	7,404	170
074 - CSA #45 Oak Hills	37,590	33,076	33,231	33,714	33,714	638
075 - CSA #45-Oak Hills - Open Space	39,465	19,935	19,935	20,514	20,514	579
076 - CSA #47 Carmel Views/Mar Vista	30,165	27,705	72,907	28,534	28,534	829
077 - CSA #50 Rioway Tract No. 2	157,578	610,413	125,451	125,496	125,496	(484,917)
078 - CSA #51 High Meadow	23,559	20,700	20,814	21,266	21,266	566
079 - CSA #52 Carmel Valley Village	11,430	8,167	8,226	8,379	8,379	212
080 - CSA #53 Arroyo Seco	86,528	11,239	11,315	11,622	11,622	383
081 - CSA #54 Manzanita/Sarsi Subdivisions	2,357	1,720	1,727	1,765	1,765	45
082 - CSA #55 Robles Del Rio	14,471	10,563	10,611	10,887	10,887	324
083 - CSA #56 Del Mesa Carmel	12,245	11,201	11,215	11,277	11,277	76
084 - CSA #57 Los Tulares Subdivision	3,117	2,179	2,195	2,252	2,252	73
085 - CSA #58 Vista Dorado	5,493	4,305	4,325	4,399	4,399	94
086 - CSA #62 Rancho Del Monte 14	21,236	14,721	14,877	15,183	15,183	462
087 - CSA #66 Oak Tree Views	28,942	26,441	26,441	27,228	27,228	787
088 - CSA #67 Corral De Tierra Oaks 4	178,034	134,851	135,282	138,729	138,729	3,878
089 - CSA #68 Vierra Canyon Knolls	3,837	2,554	2,554	2,554	2,554	-
090 - CSA #69 Ralph Lane	27	10	10	10	10	-
091 - CSA #72 Las Palmas Ranch	6,842	5,410	5,410	5,410	5,410	-
092 - CSA #74 Ambulance	1,978,177	1,865,000	1,885,000	1,890,000	1,890,000	25,000
093 - CSA #75 Chualar Consolidated	3,799,085	181,252	263,971	182,310	182,310	1,058
151 - Pajaro Co Sanitation District	4,682,316	1,979,742	3,011,246	854,739	854,739	(1,125,003)
154 - Carmel Valley San Zone # 2 Dst	334	300	300	300	300	-
156 - Boronda Co Sanitation Dist	193,577	160,096	242,400	160,096	160,096	-
157 - San Jerardo CSD	201,688	82,751	82,751	82,751	82,751	-
175 - Castroville-Pajaro Housing Successor	323,074	302,140	3,054,624	346,999	346,999	44,859
176 - Boronda Housing Successor	255	-	-	-	-	-
180 - East Garrison Community Facility District	3,144	16,683	1,683	16,683	16,683	-
181 - East Garrison Community Services District	1,478,910	1,768,150	1,534,028	1,956,223	1,956,223	188,073
182 - East Garrison Developer Reimbursements	11,893	136,000	46,000	961,000	961,000	825,000
251 - Public Improvement Corp Debt Service	15,972,681	15,480,525	15,480,525	14,689,294	14,689,294	(791,231)
306 - Boronda Co San Revenue Bonds	38,316	39,055	39,055	38,990	38,990	(65)

**County of Monterey
Analysis of Revenue by Fund
All Funds
Fiscal Year 2024-25**

Source Classification	Actual 2022-23	Adopted Budget 2024-25	Current Year Estimate 2023-24	Requested 2024-25	Recommended 2024-25	Recommended Change from Adopted
310 - Pajaro Co San Sewer Revenue	1,118					-
312 - Chualar Co Water Ser A	14,829	15,517	15,517	15,980	15,980	463
402 - Capital Projects Fund	693,816					-
404 - Capital Projects	34,967,238	46,329,969	31,881,944	38,526,297	38,526,297	(7,803,672)
405 - NGEN Radio Project	636,715			543,237	543,237	543,237
451 - Natividad Medical Center	521,759,730	412,886,422	428,072,224	440,185,028	440,185,028	27,298,606
452 - Parks Lake & Resort Operations	3,979,623	3,936,796	4,994,481	4,789,959	4,789,959	853,163
453 - LSRA	18,487,553	27,031,008	31,159,475	22,587,817	22,587,817	(4,443,191)
475 - General Liability Fund	21,176,102	22,465,788	21,225,510	21,562,000	21,562,000	(903,788)
476 - Worker's Comp Fund	29,823,929	26,500,000	26,500,000	26,983,000	26,983,000	483,000
477 - Benefit Programs Fund	11,084,230	12,528,549	10,690,753	11,798,171	11,798,171	(730,378)
478 - Resource Planning	10,031,169	8,374,018	4,928,690	4,551,424	4,551,424	(3,822,594)
Grand Total	\$1,982,451,717	\$1,861,467,421	\$1,861,365,214	\$1,919,158,471	\$1,915,305,654	\$53,838,233

County of Monterey
Analysis of Expenditure by Fund
All Funds
Fiscal Year 2024-25

Source Classification	Actual 2022-23	Adopted Budget 2024-25	Current Year Estimate 24	2023	Requested 25	2024	Recommended 2024-25	Recommended Change from Adopted
001 - General	855,176,107	847,765,936	838,415,256		909,529,587		886,808,160	39,042,224
002 - Road Fund	70,920,369	76,196,989	69,678,084		78,072,808		77,900,547	1,703,558
003 - Library Fund	12,405,498	11,410,580	11,347,875		14,302,341		14,212,669	2,802,089
005 - In-Home Support Services	862,436	1,019,853	983,034		1,099,024		1,099,024	79,171
006 - Fish & Game Propagation Fund	45,886	51,636	51,939		54,670		54,670	3,034
008 - Community Action Partnership	519,419	503,733	530,111		536,159		533,479	29,746
009 - Inclusionary Housing	115,250	467,491	172,710		880,069		880,069	412,578
011 - Revolving Loan Fund	-286,827	1,150,500	1,150,500		259,957		259,957	(890,543)
013 - Community Development Fund	4,515,091	7,064,367	1,971,031		4,665,776		4,665,776	(2,398,591)
016 - Emergency Medical Service Fund	2,337,154	708,900	774,414		636,831		636,831	(72,069)
021 - Workforce Development Board	8,943,207	10,430,579	10,010,201		10,238,122		10,210,801	(219,778)
022 - Local Revenue Fund	78,161,615	97,332,470	86,408,787		100,628,344		100,628,344	3,295,874
023 - Behavioral Health	147,818,569	166,379,440	170,062,614		173,450,907		172,626,425	6,246,985
024 - Homeland Security Grant	590,492	1,151,231	1,151,231					(1,151,231)
025 - H&W Realignment	74,431,102	75,220,982	76,143,834		85,785,049		85,916,084	10,695,102
026 - NGEN Operations & Maintenance	1,602,704	881,062	796,115		953,578		953,578	72,516
027 - County Clerk/Recorder	505,489	426,000	426,000		187,100		417,996	(8,004)
028 - Emergency Communications	12,435,441	14,734,982	14,714,300		14,771,961		14,649,287	(85,695)
029 - Habitat Management Program	61,071	253,650	253,650		495,107		495,107	241,457
030 - Pension Liability	176,328	300,000	300,000		400,875		400,875	100,875
051 - CSA #1 Carmel Point	16,196	106,211	55,595		139,589		139,589	33,378
052 - CSA #9 Oak Park	24,867	200,732	110,384		184,470		184,470	(16,262)
053 - CSA #10 Laguna Seca Ranch		33,791			37,336		37,336	3,545
056 - CSA #15 Serra Village, Toro Park	127,561	300,470	237,423		334,318		334,318	33,848
057 - CSA #17 Rancho Tierra Grande	18,397	18,592	40,684		14,130		14,130	(4,462)
058 - CSA #19 Carmel Meadows	1,694	4,333	1,022		12,552		12,552	8,219
059 - CSA #20 Royal Estates	4,785	22,633	4,246		36,466		36,466	13,833
060 - CSA #23 Carmel Rancho	11,569	76,559	18,890		250,727		250,727	174,168
061 - CSA #24 Pedrazzi Subdivision/Indian Springs	1,188	67,078	182		34,470		34,470	(32,608)
062 - CSA#25 Carmel Valley Golf & County Club	66,561	77,227	149,243		209,067		209,067	131,840
063 - CSA #26 New Moss Landing Heights	2,716	20,041	2,524		23,718		23,718	3,677
064 - CSA #30 Rancho Mar Monte	1,459	7,997	531		18,512		18,512	10,515
065 - CSA #31 Aromas Hills Subdivision	1,506	10,590	7,899		15,670		15,670	5,080
066 - CSA #32 Green Valley Acres/Moon Subdivision	7,248	18,855	5,363		26,201		26,201	7,346
067 - CSA #33 Coast Ridge/Carmel Sur	3,151	10,515	415		14,533		14,533	4,018
068 - CSA #34 Rancho Rio Vista/Carmel Knolls	1,310	7,781	1,235		11,353		11,353	3,572
069 - CSA #35 Paradise Park	7,644	26,203	5,823		33,483		33,483	7,280
070 - CSA #37 Colonial Oak Estates	1,319	5,824	584		11,919		11,919	6,095
071 - CSA #38 Paradise Lake Estates	1,334	15,686	494		22,584		22,584	6,898
072 - CSA #41 Gabilan Acres/Boronda	17,668	59,670	14,835		64,659		64,659	4,989
073 - CSA #44 Corral De Tierra Oaks 1/2/3	3,853	42,119	2,335		65,107		65,107	22,988
074 - CSA #45 Oak Hills	30,687	85,360	65,300		110,413		110,413	25,053
075 - CSA #45-Oak Hills - Open Space	15,850	23,454	5,031		44,741		44,741	21,287
076 - CSA #47 Carmel Views/Mar Vista	18,216	37,630	76,621		42,523		42,523	4,893
077 - CSA #50 Rioway Tract No. 2	75,650	1,303,180	439,463		817,065		817,065	(486,115)
078 - CSA #51 High Meadow	7,953	85,513	18,452		64,977		64,977	(20,536)
079 - CSA #52 Carmel Valley Village	1,377	94,487	157		129,687		129,687	35,200

County of Monterey
Analysis of Expenditure by Fund
All Funds
Fiscal Year 2024-25

Source Classification	Actual 2022-23	Adopted Budget 2024-25	Current Year Estimate 2023 24	Requested 2024 25	Recommended 2024-25	Recommended Change from Adopted
080 - CSA #53 Arroyo Seco	84,873	25,956	191	11,299	11,299	(14,657)
081 - CSA #54 Manzanita/Sarsi Subdivisions	1,427	10,306	144	15,570	15,570	5,264
082 - CSA #55 Robles Del Rio	750	84,031	895	63,833	63,833	(20,198)
083 - CSA #56 Del Mesa Carmel	1,342	56,723	112	60,003	60,003	3,280
084 - CSA #57 Los Tulares Subdivision	482	9,466	25	12,076	12,076	2,610
085 - CSA #58 Vista Dorado	2,526	15,837	1,737	24,987	24,987	9,150
086 - CSA #62 Rancho Del Monte 14	1,175	66,639	3,486	76,211	76,211	9,572
087 - CSA #66 Oak Tree Views	21,587	51,003	27,347	62,415	62,415	11,412
088 - CSA #67 Corral De Tierra Oaks 4	6,117	715,066	5,125	2,353,318	2,353,318	1,638,252
089 - CSA #68 Vierra Canyon Knolls	1,137	21,146	838	31,368	31,368	10,222
090 - CSA #69 Ralph Lane		288		295	295	7
091 - CSA #72 Las Palmas Ranch	13,091	80,955	938	66,631	66,631	(14,324)
092 - CSA #74 Ambulance	2,074,170	2,337,495	2,141,571	2,460,501	2,460,501	123,006
093 - CSA #75 Chualar Consolidated	2,519,676	274,485	1,216,649	1,040,093	1,040,093	765,608
151 - Pajaro Co Sanitation District	3,284,273	2,933,571	3,643,228	3,735,751	3,735,751	802,180
156 - Boronda Co Sanitation Dist	165,310	166,662	289,534	153,560	153,560	(13,102)
157 - San Jerardo CSD	220,247	190,165	135,157	230,612	230,612	40,447
175 - Castroville-Pajaro Housing Successor	235,750	355,000	3,054,624	175,500	175,500	(179,500)
177 - Fort Ord Housing Successor	1,811					-
178 - East Garrison Housing Successor	93					-
180 - East Garrison Community Facility District	16,774	36,125	29,940	30,760	30,760	(5,365)
181 - East Garrison Community Services District	1,523,659	1,997,520	2,545,516	2,056,804	2,056,804	59,284
182 - East Garrison Developer Reimbursements	45,066	135,000	9,852	960,000	960,000	825,000
251 - Public Improvement Corp Debt Service	15,966,165	15,480,525	15,480,525	14,689,294	14,689,294	(791,231)
306 - Boronda Co San Revenue Bonds	38,250	38,600	38,600	38,850	38,850	250
312 - Chualar Co Water Ser A	15,838	15,924	15,924	7,223	7,223	(8,701)
404 - Capital Projects	44,211,561	59,542,577	40,276,448	343,064,649	49,976,248	(9,566,329)
405 - NGEN Radio Project	599,495		722,000	717,780	717,780	717,780
451 - Natividad Medical Center	491,528,038	399,347,035	409,950,777	429,522,330	426,455,576	27,108,541
452 - Parks Lake & Resort Operations	3,621,998	3,686,682	4,533,946	4,703,098	4,703,098	1,016,416
453 - LSRRA	18,045,321	27,293,894	29,957,916	23,996,069	23,984,364	(3,309,530)
475 - General Liability Fund	17,543,586	22,465,788	21,225,510	21,562,000	21,562,000	(903,788)
476 - Worker's Comp Fund	28,026,796	26,500,000	26,500,000	26,983,000	26,983,000	483,000
477 - Benefit Programs Fund	13,749,254	14,430,831	13,538,609	13,287,769	13,287,769	(1,143,062)
478 - Resource Planning	1,978,164	16,225,520	12,601,546	1,702,661	2,702,661	(13,522,859)
Grand Total	1,917,353,962	1,910,803,727	1,874,316,227	2,293,845,741	1,974,849,399	64,045,672

County of Monterey
Analysis of Expenditure by Object and Subobject
All Funds
Fiscal Year 2024-25

Source Classification	Actual 2022-23	Adopted Budget	Current Year Estimate	Requested 2024-25	Recommended 2024- 25	Recommended Change from
COUNTY						
Salaries and Employee Benefits						
6111BL - Bilingual Pay		18,360		18,360	18,360	-
6111PD - Pay Differential		2,756,424		2,985,881	2,985,881	229,457
6111 - Regular Employees	493,845,051	590,202,403	553,146,992	619,350,583	615,980,409	25,778,006
6111SP - Standby Pay		1,283,256	40,878	1,356,010	1,356,010	72,754
6111SS - Salary Savings		- 39,935,878	- 421,000	- 53,060,537	- 56,966,065	(17,030,187)
6111VB - Vacation Buy Back		3,384,613	232,361	3,525,578	3,375,082	(9,531)
6111XX - Forecasted Supplemental Pays		10,061,652	174,572	10,637,387	10,637,387	575,735
6112 - Temporary Employees	10,992,941	5,079,042	4,209,319	5,346,451	5,196,155	117,113
6113 - Overtime	19,083,371	8,301,567	10,280,612	9,520,026	9,520,026	1,218,459
6121 - PERS	108,703,525	131,466,446	120,149,910	147,106,056	146,219,354	14,752,908
6122 - Other Post-Employment Benefits	9,789,260	9,343,506	9,343,687	7,473,307	7,461,114	(1,882,392)
6125 - Supplemental Unfunded Accrued Liability	15,402,538	15,227,707	12,150,475	15,257,149	29,447	(15,198,260)
6131 - FICA	26,352,837	31,619,282	30,480,554	33,248,611	33,182,345	1,563,063
6132 - Medicare	7,622,488	8,740,942	8,276,123	9,149,113	9,116,295	375,353
6141 - Flex Co Paid Insurance-Pretax	12,318,384	11,046,750	11,121,774	11,420,325	11,368,727	321,977
6142 - Life Insurance	341,012	431,691	373,022	439,324	436,850	5,159
6143 - Long-Term Disability Insurance	375,101	247,836	414,830	244,618	243,250	(4,586)
6144 - Short-Term Disability Insurance	436,603	288,756	535,624	308,098	306,346	17,590
6145 - Dental Insurance	2,288,351	2,514,996	2,342,078	2,631,891	2,619,205	104,209
6147 - Vision Insurance	755,258	794,616	722,331	799,313	795,449	833
6148 - Unemployment Insurance	482,128	557,546	531,627	532,115	532,115	(25,431)
6161 - Workers Compensation Insurance	25,538,408	25,845,603	25,845,602	26,307,799	26,307,799	462,196
6171 - Employee Assistance Program	9,349		9,075	136,225	135,677	135,677
6173 - Flex-Benefit Plan Contribution	88,235,939	114,540,306	99,482,349	121,202,258	120,630,020	6,089,714
6174NF - Special Benefits Not Forecasted		207,676		210,864	210,864	3,188
6174 - Special Benefits	5,274,675	1,255,787	1,987,831	1,293,609	1,288,760	32,973
6175 - Wellness Plan	135,385	228,032	178,496	172,835	172,835	(55,197)
Total Salaries and Employee Benefits	827,982,604	935,508,917	891,609,122	977,613,249	953,159,697	17,650,780
Services and Supplies						
6211 - Agricultural Service & Supply	211,573	303,875	382,500	337,562	337,562	33,687
6221 - Clothing and Personal Supplies	802,664	745,220	836,349	1,143,320	1,143,320	398,100
6222 - Uniforms and Safety Equipment	855,980	2,077,140	1,817,638	3,391,740	3,391,740	1,314,600
6231 - Communication Charges - External	2,463,331	2,397,914	2,466,373	2,103,962	2,103,962	(293,952)
6232 - Communication Charges - Internal	76,475	75,387	50,316	64,486	64,486	(10,901)
6241 - Food	3,877,229	3,380,278	4,218,748	4,180,129	4,180,129	799,851
6251 - Cleaning and Janitorial	4,964,648	3,051,970	4,287,225	4,376,325	4,376,325	1,324,355
6252 - Household Expenses	658,854	179,622	252,337	338,170	338,170	158,548
6261 - Insurance - General Liability (Non-recoverable)	7,938,626	7,399,761	7,039,222	6,030,694	6,030,694	(1,369,067)
6262 - Insurance - General Liability (Recoverable)	10,123,372	10,987,197	10,990,256	10,867,392	10,867,392	(119,805)
6263 - Insurance - Loss Contingency	293,526	270,700	355,939	330,000	330,000	59,300
6264 - Insurance - Malpractice	2,180,624	1,793,750	2,006,355	2,234,793	2,234,793	441,043
6266 - Insurance - Property	4,371,822	5,117,905	4,803,134	6,937,761	6,937,761	1,819,856
6267 - Insurance - Stop Loss	9,373,554	12,654,575	11,526,322	12,861,893	12,861,893	207,318
6268 - Insurance - Other	1,150,107	1,737,448	1,652,687	1,668,761	1,668,761	(68,687)
6301 - Grand Jury Related Expense	34,629	49,283	48,001	40,000	40,000	(9,283)
6302 - Trial Related Expense	721,067	938,276	793,783	796,781	796,781	(141,495)
6311 - Buildings & Improvements Maintenance - External	20,332,054	7,970,499	8,028,434	11,263,871	11,263,871	3,293,372
6312 - Buildings & Improvements Maintenance - Internal	1,106,323	1,741,183	1,201,777	3,779,685	3,779,685	2,038,502
6321 - Equipment Maintenance	4,252,171	11,396,398	12,742,160	13,066,111	13,066,111	1,669,713
6331 - Dental Supplies				51,660	51,660	51,660
6332 - Laboratory Supplies	1,705,468	5,480,531	3,751,616	3,019,193	3,019,193	(2,461,338)
6333 - Medical Supplies	34,709,160	24,202,070	37,312,140	28,882,573	28,882,573	4,680,503
6351 - Membership Fees	1,784,349	1,936,602	2,147,660	2,382,541	2,382,541	445,939
6361 - Noncapital Equipment	2,265,379	757,412	727,872	727,146	727,146	(30,266)
6381 - Advertising	1,335,031	2,216,187	2,291,876	1,636,877	1,636,877	(579,310)
6382 - Audio-Visual Service & Supply	208,335	371,135	356,339	270,907	270,907	(100,228)

County of Monterey
Analysis of Expenditure by Object and Subobject
All Funds
Fiscal Yar 2024-25

Source Classification	Actual 2022-23	Adopted Budget	Current Year Estimate	Requested 2024-25	Recommended 2024- 25	Recommended Change from
6383 - Miscellaneous Services	2,625,995	2,270,071	2,333,237	3,262,627	3,262,627	992,556
6384 - Miscellaneous Supplies	923,715	1,438,064	1,807,456	1,601,540	1,601,540	163,476
6401 - Books/Periodicals and Other Subscriptions	1,413,762	855,034	956,047	1,169,553	1,169,553	314,519
6402 - Bottled Water	203,607	53,792	58,992	64,103	64,103	10,311
6403 - Office Machine Supply	7,676	6,200	8,200	8,200	8,200	2,000
6404 - Courier Services - External	166,227	42,538	45,529	54,933	54,933	12,395
6405 - Courier Services - Internal	413,958	495,824	471,783	456,222	456,222	(39,602)
6406 - Mail Handling Charges	198,809	332,511	220,315	286,261	286,261	(46,250)
6407 - Minor Computer Hardware	1,918,868	2,359,435	2,530,291	2,777,824	2,777,824	418,389
6408 - Minor Computer Software	8,913,168	11,803,265	11,401,789	17,609,416	17,609,416	5,806,151
6409 - Minor Equipment and Furnishings	2,664,904	2,389,340	2,356,045	2,840,006	2,840,006	450,666
6410 - Office Supplies	1,485,632	1,892,267	1,876,114	1,901,393	1,901,393	9,126
6411 - Postage and Shipping	1,272,558	1,558,480	1,337,485	1,857,553	1,857,553	299,073
6412 - Printing, Graphics and Binding Charge - External	2,849,906	2,496,475	2,861,838	3,197,835	3,197,835	701,360
6413 - Printing, Graphics and Binding Charge - Internal	3,681	250	250	275	275	25
6414 - Other Office Expense	175,077	63,151	92,818	90,899	90,899	27,748
6415 - Records Retention Charges	786,519	951,517	905,467	853,844	853,844	(97,673)
6601 - Accounting & Auditing Charges	560,869	688,518	1,266,545	936,111	783,586	95,068
6602 - Data Processing Services - External	1,457,148	2,704,582	1,568,070	1,963,155	1,963,155	(741,427)
6603 - Data Processing Services - Internal	11,697,573	11,649,388	11,587,580	10,044,318	10,044,318	(1,605,070)
6604 - Hospital Charges	6,449,053	7,530,680	3,635,455	3,550,680	3,550,680	(3,980,000)
6605 - Laboratory Services	3,085,709	1,075,850	831,406	982,440	982,440	(93,410)
6606 - Legal Service - External	2,625,206	4,141,486	4,142,654	4,259,692	4,259,692	118,206
6607 - Legal Service - Internal	2,553,190	2,316,299	2,280,470	2,283,596	2,283,596	(32,703)
6608 - Other Medical Services	103,377,380	97,323,113	108,163,051	108,270,944	108,251,622	10,928,509
6609 - Other Personnel Services	25,821,962	28,455,491	24,841,740	31,590,711	31,559,711	3,104,220
6610 - Outpatient Services	14,532,482	17,465,947	17,181,435	17,629,148	17,629,148	163,201
6611 - Staff Training Services	1,586,964	1,175,963	1,612,360	1,775,017	1,775,017	599,054
6612 - Temporary Help Services	1,840,436	12,650,516	13,977,712	8,380,917	8,380,917	(4,269,599)
6613 - Other Professional & Special Services	110,793,822	74,900,657	101,105,026	374,320,929	80,151,489	5,250,832
6614 - Contribution and Grants for Non-Governmental Ag	2,220,770	4,349,113	4,439,113	3,669,974	4,569,974	220,861
6801 - Publications and Legal Notices	112,111	130,085	140,932	148,139	148,139	18,054
6811 - Rents and Leases - Buildings	6,627,110	2,575,697	2,676,954	1,847,621	1,847,621	(728,076)
6821 - Rents and Leases - Equipment	6,869,587	6,374,206	7,525,136	7,451,912	7,451,912	1,077,706
6831 - Criminal Justice System	417,893	482,500	475,000	483,475	483,475	975
6832 - Elections	111,802	150,000	150,000	130,000	130,000	(20,000)
6833 - Purchases For Resale	57,570	20,000	30,000	30,000	30,000	10,000
6834 - Social Services	31,863,304	28,243,841	31,133,373	29,112,919	28,712,919	469,078
6835 - Other Special Departmental Expenses	11,959,555	11,729,251	14,642,243	10,536,728	10,507,315	(1,221,936)
6861 - Conference/Lodging/Meals/Travel	2,305,625	2,011,868	2,018,824	2,026,379	2,026,379	14,511
6862 - Employee Mileage Reimbursement	133,038	255,751	245,796	251,190	251,190	(4,561)
6863 - Employee Moving Expense	102,500	10,000	20,000	20,000	20,000	10,000
6864 - Fleet Service Charge	5,336,234	6,515,201	6,103,058	6,982,810	6,982,810	467,609
6865 - Nonemployee Transportation & Travel	232,268	79,918	83,936	40,045	40,045	(39,873)
6866 - Vehicle Maintenance - External	4,173,753	4,469,920	4,522,709	5,011,827	5,011,827	541,907
6867 - Vehicle Usage/Replacement	4,556,056	4,060,169	4,863,006	4,300,701	4,300,701	240,532
6881 - Utilities	15,633,883	16,945,471	15,516,636	15,163,673	14,280,063	(2,665,408)
Total Services and Supplies	522,915,265	488,722,013	538,130,935	814,011,868	519,226,558	30,504,545
Other Charges						
7011 - Out of Home Care	22,710,876	25,876,006	23,798,197	32,055,631	32,055,631	6,179,625
7012 - Public Assistance Payments	54,284,965	54,556,417	61,685,188	66,623,228	66,523,228	11,966,811
7013 - Reimbursement to Other Governmental Agencies	3,957,734	5,565,403	7,023,631	5,857,024	5,857,024	291,621
7014 - Other Support and Care	9,866,281	10,730,028	11,197,902	11,854,930	11,854,930	1,124,902
7041 - Bond Principal Payments	9,967,537	13,600,850	10,603,020	13,312,205	13,312,205	(288,645)
7051 - Other Debt Retirement	794,050	1,046,083	1,046,083	1,204,390	1,204,390	158,307
7061 - Interest On Bonds	5,991,988	6,095,481	5,854,877	5,438,593	5,438,593	(656,888)
7071 - Interest On Other Long-Term Debt	1,359,804	1,235,903	1,235,903	1,099,214	1,099,214	(136,689)
7082 - Other Interest	7,088	5,024	5,024	2,073	2,073	(2,951)

County of Monterey
Analysis of Expenditure by Object and Subobject
All Funds
Fiscal Year 2024-25

Source Classification	Actual 2022-23	Adopted Budget	Current Year Estimate	Requested 2024-25	Recommended 2024- 25	Recommended Change from
7091 - Claims, Judgments & Damages	31,166,021	34,189,573	33,167,036	32,416,803	32,416,803	(1,772,770)
7092 - Insurance Deductible	99,974	100,000	100,000	50,000	50,000	(50,000)
7121 - Taxes and Assessments	381,201	686,871	449,160	338,644	338,644	(348,227)
7141 - Depreciation - Buildings		1,103,283	2,283,854	1,880,946	1,880,946	777,663
7181 - Bad Debts Expense	212,061					-
7201 - Contribution to Other Agencies	85,338,148	17,171,200	16,776,489	17,033,302	17,028,302	(142,898)
7301 - Cost Plan Charges	- 1,862,662	- 2,070,246	- 2,739,882	- 535,351	- 535,351	1,534,895
7302 - Expenditure Transfers	741,873	2,068,335	1,074,925	676,577	676,577	(1,391,758)
7303 - Reimbursement Clearing	0		- 136,934			-
7304 - Interfund Reimbursement	- 29,241,013	- 33,049,878	- 29,245,365	- 36,253,500	- 36,253,500	(3,203,622)
7305 - Intrafund Reimbursement	- 19,518,106	- 23,869,192	- 22,510,950	- 27,515,314	- 27,515,314	(3,646,122)
Total Other Charges	176,257,822	115,041,141	121,668,158	125,539,395	125,434,395	10,393,254
Capital Assets						
7510 - Right-To-Use Expenditure - Land	158,478					-
7521 - Buildings and Improvements	4,137,863	6,653,802	6,176,056	7,469,400	7,469,400	815,598
7522 - Right-To-Use Expenditure - Buildings	4,801,632	4,792,267	4,949,582	5,449,954	5,449,954	657,687
7531 - Equipment	5,600,139	10,269,865	7,159,847	12,670,571	12,670,571	2,400,706
7532 - Vehicles	3,729,803	5,346,814	7,091,348	5,483,880	5,483,880	137,066
7533 - Right-To-Use Expenditure - Equipment	963,701	610,733	702,688	914,988	914,988	304,255
7534 - Right-To-Use Expenditure - Vehicles	142,466					-
7541 - Infrastructure				989,675	989,675	989,675
7551 - Construction In Progress	49,723,514	79,985,580	65,875,174	79,272,842	79,089,327	(896,253)
7561 - Capital Leases		81,600	81,600			(81,600)
7562 - Intangible Assets	1,090,441	738,850	1,858,077	94,407	94,407	(644,443)
7564 - Right-To-Use Expenditure - Other	17,921					-
7565 - Right-To-Use Expenditure - SBITA	9,064,898		773,808	1,167,017	1,167,017	1,167,017
Total Capital Assets	79,430,855	108,479,511	94,668,180	113,512,734	113,329,219	4,849,708
Other Financing Uses						
7612 - Disbursement of Loans	1,059,161	5,388,117	1,000,000	2,650,000	2,650,000	(2,738,117)
7614 - Operating Transfers Out	309,708,254	254,246,410	224,852,214	252,140,689	252,671,724	(1,574,686)
Total Other Financing Uses	310,767,415	259,634,527	225,852,214	254,790,689	255,321,724	- 4,312,803
Appropriation for Contingencies						
7811 - Contingencies		3,417,618	2,387,618	8,377,806	8,377,806	4,960,188
Total Appropriation for Contingencies		3,417,618	2,387,618	8,377,806	8,377,806	4,960,188
Grand Total	1,917,353,962	1,910,803,727	1,874,316,227	2,293,845,741	1,974,849,399	64,045,672

**County of Monterey
Overtime
Fiscal Year 2024-25**

Source Classification	Actual	Adopted Budget	Current Year Estimate	Requested Budget	Recommended Budget	Recommended Change From Adopted
	2022-23	2023-24	2023-24	2024-25	2024-25	
Summarization by Department						
Agricultural Commissioner	37,796	20,000	28,479	50,500	50,500	30,500
Assessor-County Clerk-Recorder	2,758	100	100	100	100	-
Auditor-Controller	6,407	-	4,330	-	-	-
Child Support Services	8,793	2,000	2,000	2,000	2,000	-
Civil Rights Office	-	-	-	-	-	-
Clerk of the Board	-	-	-	-	-	-
County Administrative Office	227,068	500	908	2,500	2,500	2,000
County Counsel	8,504	1,500	1,500	1,500	1,500	-
District Attorney	70,894	61,713	65,104	60,100	60,100	(1,613)
Elections	19,718	15,000	15,000	15,000	15,000	-
Emergency Communications	717,075	962,022	881,265	1,197,769	1,197,769	235,747
Emergency Management	-	-	11,632	11,632	11,632	11,632
Health	526,874	730,416	784,647	649,702	649,702	(80,714)
Housing and Community Development	39,289	39,057	39,157	26,898	26,898	(12,159)
Human Resources	25,711	-	-	-	-	-
Information Technology	95,929	45,000	45,000	25,000	25,000	(20,000)
Library	10,035	-	-	-	-	-
Natividad Medical Center	10,731,078	-	-	-	-	-
Probation	391,014	358,789	358,789	336,899	336,899	(21,890)
Public Defender	39,201	18,500	18,500	-	-	(18,500)
Public Works, Facilities & Parks	483,671	154,878	433,270	415,318	415,318	260,440
Sheriff-Coroner	4,070,862	4,490,092	5,955,123	5,025,108	5,025,108	535,016
Social Services	1,569,323	1,402,000	474,056	1,700,000	1,700,000	298,000
Treasurer-Tax Collector	1,371	-	-	-	-	-
Grand Total	\$ 19,083,371	\$ 8,301,567	\$ 9,118,860	\$ 9,520,026	\$ 9,520,026	\$ 1,218,459



This page intentionally left blank.

Countywide Position Summary

Adopted FY 2023-24 to Recommended FY 2024-25 Positions

Classification Code	Classification Label	Adopted Budget 2022-2023	Adopted Budget 2023-2024	Recommended Budget 2024-2025	Change
10A01	BOARD OF SUPERVISORS CHAIRMAN	1.00	1.00	1.00	0.00
10A02	BOARD OF SUPERVISORS MEMBER	4.00	4.00	4.00	0.00
14H02	BOARD OF SUPERVISORS POLICY ANALYST	5.00	10.00	10.00	0.00
14H10	BOARD OF SUPERVISORS CHIEF OF STAFF	5.00	5.00	5.00	0.00
80A90	BOARD OF SUPERVISORS EXECUTIVE ASSISTANT	5.00	0.00	0.00	0.00
Total Board of Supervisors		20.00	20.00	20.00	0.00
11A13	DIRECTOR OF EMERGENCY MANAGEMENT	0.00	1.00	1.00	0.00
14A25	EMERGENCY SERVICES MANAGER	0.00	1.00	2.00	1.00
14C30	MANAGEMENT ANALYST II	0.00	1.00	2.00	1.00
20B95	FINANCE MANAGER I	0.00	1.00	1.00	0.00
41G01	EMERGENCY SERVICES PLANNER	0.00	4.00	4.00	0.00
80A33	ADMINISTRATIVE SECRETARY	0.00	1.00	1.00	0.00
Total Department of Emergency Management		0.00	9.00	11.00	2.00
11A01	ADMINISTRATIVE OFFICER	1.00	1.00	1.00	0.00
12E01	CHIEF ASSISTANT COUNTY ADMINISTRATIVE OFFICER	0.00	1.00	1.00	0.00
12E03	ASSISTANT COUNTY ADMINISTRATIVE OFFICER	2.00	1.00	2.00	1.00
12E16	WIB EXECUTIVE DIRECTOR	1.00	1.00	1.00	0.00
14A23	PRINCIPAL ADMINISTRATIVE ANALYST	5.00	6.00	6.00	0.00
14A24	COUNTY BUDGET DIRECTOR	1.00	1.00	1.00	0.00
14A25	EMERGENCY SERVICES MANAGER	1.00	0.00	0.00	0.00
14A28	COUNTY COMMUNICATIONS DIRECTOR	1.00	1.00	1.00	0.00
14C30	MANAGEMENT ANALYST II	7.00	6.00	6.00	0.00
14C31	MANAGEMENT ANALYST III	9.00	10.00	8.00	(2.00)
14C37	COUNTY MEDIA ANALYST	1.00	1.00	1.00	0.00
14E20	BUYER II	2.00	3.00	3.00	0.00
14G02	MANAGEMENT ANALYST I	2.00	2.00	3.00	1.00
14H64	FLEET MANAGER	0.00	0.00	0.00	0.00
14M05	CANNABIS PROGRAM MANAGER	0.00	1.00	1.00	0.00
14M06	SUSTAINABILITY PROGRAM MANAGER			1.00	1.00
14M07	COMMUNITY ENGAGEMENT PROGRAM MANAGER			1.00	1.00
14M08	LEGISLATIVE PROGRAM MANAGER			1.00	1.00
14M12	ECONOMIC DEVELOPMENT MANAGER	1.00	1.00	1.00	0.00
14M25	COUNTY HOMELESS SERVICES DIRECTOR	1.00	1.00	1.00	0.00
14N05	ADMINISTRATIVE OPERATIONS MANAGER	0.00	0.00	0.00	0.00
14N35	CONTRACTS & PURCHASING OFFICER	1.00	1.00	1.00	0.00
20B10	ACCOUNTANT I	2.00	0.00	0.00	0.00
20B11	ACCOUNTANT II	1.00	2.00	2.00	0.00
20B12	ACCOUNTANT III	0.00	1.00	1.00	0.00

Adopted FY 2023-24 to Recommended FY 2024-25 Positions

Classification Code	Classification Label	Recommended			Change
		Adopted Budget 2022-2023	Adopted Budget 2023-2024	Budget 2024-2025	
20B93	FINANCE MANAGER II	2.00	2.00	2.00	0.00
41G01	EMERGENCY SERVICES PLANNER	4.00	0.00	0.00	0.00
43C11	PERMIT TECHNICIAN II	1.00	1.00	0.00	(1.00)
43J09	SENIOR DEPARTMENTAL INFORMATION SYSTEMS COORDINATOR	1.00	1.00	1.00	0.00
43L18	COMMUNICATIONS TECHNICIAN III	0.00	0.00	0.00	0.00
43L20	COMMUNICATIONS TECHNICIAN I	0.00	0.00	0.00	0.00
60G21	WIB EMPLOYMENT PROGRAMS REPRESENTATIVE II	3.00	3.00	3.00	0.00
60G33	WIB EMPLOYMENT PROGRAMS REPRESENTATIVE III	1.00	1.00	1.00	0.00
60I02	PROGRAM MANAGER II	1.00	0.00	0.00	0.00
68A30	RANGE MASTER	0.00	0.00	0.00	0.00
68C02	RANGE AIDE	0.00	0.00	0.00	0.00
70F21	COURIER	0.00	0.00	0.00	0.00
70F23	STOREKEEPER	0.00	0.00	0.00	0.00
70F79	WAREHOUSE WORKER	1.00	0.00	0.00	0.00
70F80	SENIOR STOREKEEPER	0.00	1.00	1.00	0.00
70F82	SUPERVISING WAREHOUSE WORKER	0.00	0.00	0.00	0.00
72C20	MECHANIC I	0.00	0.00	0.00	0.00
72C23	MECHANIC II	0.00	0.00	0.00	0.00
72C26	MECHANIC III	0.00	0.00	0.00	0.00
72C83	FLEET SERVICE WRITER	0.00	0.00	0.00	0.00
80A32	SENIOR SECRETARY	5.00	4.00	4.00	0.00
80A97	EXECUTIVE ASSISTANT TO ADMINISTRATIVE OFFICER	1.00	1.00	1.00	0.00
80A99	ADMINISTRATIVE SECRETARY- CONFIDENTIAL	2.00	2.00	2.00	0.00
80E01	OFFICE ASSISTANT I	0.00	0.00	0.00	0.00
80G21	DATA ENTRY OPERATOR II	0.00	0.00	0.00	0.00
80J22	SENIOR ACCOUNT CLERK	1.00	1.00	1.00	0.00
80J30	ACCOUNTING TECHNICIAN	1.00	1.00	1.00	0.00
80O22	MAILROOM CLERK	0.00	0.00	0.00	0.00
80O23	SENIOR MAILROOM CLERK	0.00	0.00	0.00	0.00
99ZXX	ALLOCATION ON LOAN XX	17.00	17.00	17.00	0.00
Total County Administrative Office		80.00	76.00	78.00	2.00
11A07	DIRECTOR OF HUMAN RESOURCES	1.00	1.00	1.00	0.00
12C37	ASSISTANT DIRECTOR OF HUMAN RESOURCES	2.00	2.00	2.00	0.00
14B21	ASSOCIATE PERSONNEL ANALYST	13.00	12.00	11.00	(1.00)
14B28	SUPERVISING PERSONNEL ANALYST	1.00	1.00	2.00	1.00
14B32	SENIOR PERSONNEL ANALYST	5.00	5.00	5.00	0.00
14B60	RISK & BENEFITS SPECIALIST-CONFIDENTIAL	1.00	1.00	1.00	0.00
14B62	ASSOCIATE RISK & BENEFITS ANALYST	2.00	2.00	2.00	0.00
14B63	SENIOR RISK & BENEFITS ANALYST	1.00	2.00	2.00	0.00
14C30	MANAGEMENT ANALYST II	1.00	2.00	2.00	0.00
14C31	MANAGEMENT ANALYST III	3.00	2.00	2.00	0.00
14G02	MANAGEMENT ANALYST I	1.00	1.00	1.00	0.00
14H03	PERSONNEL TECHNICIAN-CONFIDENTIAL	5.00	4.00	4.00	0.00
14M61	HR PROGRAM MANAGER	3.00	5.00	5.00	0.00
20B32	INTERNAL AUDITOR III	0.00	0.00	1.00	1.00

Adopted FY 2023-24 to Recommended FY 2024-25 Positions

Classification Code	Classification Label	Adopted Budget 2022-2023	Adopted Budget 2023-2024	Recommended Budget 2024-2025	Change
20B93	FINANCE MANAGER II	1.00	1.00	1.00	0.00
80A99	ADMINISTRATIVE SECRETARY- CONFIDENTIAL	0.00	0.00	0.00	0.00
80J30	ACCOUNTING TECHNICIAN	1.00	1.00	1.00	0.00
Total Human Resources		41.00	42.00	43.00	1.00
14B25	EQUAL OPPORTUNITY OFFICER	1.00	1.00	1.00	0.00
14B47	ASSOCIATE EQUAL OPPORTUNITY ANALYST	1.00	1.00	0.00	(1.00)
14B49	SENIOR EQUAL OPPORTUNITY ANALYST	2.00	2.00	3.00	1.00
80A99	ADMINISTRATIVE SECRETARY- CONFIDENTIAL	1.00	1.00	1.00	0.00
Total Civil Rights Office		5.00	5.00	5.00	0.00
10B02	AUDITOR-CONTROLLER	1.00	1.00	1.00	0.00
12A02	ASSISTANT AUDITOR-CONTROLLER	1.00	1.00	1.00	0.00
14B32	SENIOR PERSONNEL ANALYST	0.00	0.50	0.50	0.00
14C71	ADMINISTRATIVE SERVICES OFFICER	1.00	1.00	1.00	0.00
14P32	ERP BUSINESS ANALYST	5.00	8.00	8.00	0.00
16F41	DEPARTMENTAL INFORMATION SYSTEMS MANAGER II	1.00	1.00	1.00	0.00
20B21	ACCOUNTANT AUDITOR II	1.00	2.00	2.00	0.00
20B22	ACCOUNTANT AUDITOR III	7.00	9.00	9.00	0.00
20B24	AUDITOR-CONTROLLER ANALYST I	6.00	8.00	8.00	0.00
20B25	AUDITOR-CONTROLLER ANALYST II	2.00	5.00	5.00	0.00
20B31	INTERNAL AUDITOR II	1.00	1.00	1.00	0.00
20B97	CHIEF DEPUTY AUDITOR-CONTROLLER	3.00	4.00	4.00	0.00
80J21	ACCOUNT CLERK	1.00	1.00	1.00	0.00
80J22	SENIOR ACCOUNT CLERK	0.00	0.00	0.00	0.00
80J30	ACCOUNTING TECHNICIAN	5.00	5.00	5.00	0.00
80J80	ACCOUNTS PAYABLE SUPERVISOR	0.00	0.00	0.00	0.00
80J96	PAYROLL TECHNICIAN-CONFIDENTIAL	6.00	6.00	6.00	0.00
80J97	SENIOR PAYROLL TECHNICIAN - CONFIDENTIAL	2.00	2.00	2.00	0.00
80J98	SUPERVISING PAYROLL COORDINATOR- CONFIDENTIAL	1.00	1.00	1.00	0.00
Total Auditor-Controller		44.00	56.50	56.50	0.00
10B06	TREASURER-TAX COLLECTOR	1.00	1.00	1.00	0.00
12A24	ASSISTANT TREASURER-TAX COLLECTOR	1.00	1.00	1.00	0.00
14C31	MANAGEMENT ANALYST III	3.00	3.00	3.00	0.00
14C45	TREASURY MANAGER	0.00	0.00	0.00	0.00
14C47	CHIEF DEPUTY TREASURER-TAX COLLECTOR	3.00	3.00	3.00	0.00
14C70	ADMINISTRATIVE SERVICES ASSISTANT	1.00	1.00	1.00	0.00
14C71	ADMINISTRATIVE SERVICES OFFICER	1.00	1.00	1.00	0.00
16C88	BUSINESS TECHNOLOGY ANALYST III	1.00	1.00	1.00	0.00
20B10	ACCOUNTANT I	1.00	1.00	1.00	0.00
20B11	ACCOUNTANT II	2.00	2.00	2.00	0.00
20B12	ACCOUNTANT III	2.00	2.00	2.00	0.00
20B41	TREASURY OFFICER II	3.00	3.00	3.00	0.00
20B93	FINANCE MANAGER II	1.00	1.00	1.00	0.00
20B95	FINANCE MANAGER I	1.00	1.00	1.00	0.00

Adopted FY 2023-24 to Recommended FY 2024-25 Positions

Classification Code	Classification Label	Recommended			Change
		Adopted Budget 2022-2023	Adopted Budget 2023-2024	Budget 2024-2025	
20B96	FINANCE SYSTEMS MANAGER	1.00	1.00	1.00	0.00
25A32	REVENUE OFFICER II	9.00	9.00	9.00	0.00
25A33	SUPERVISING REVENUE OFFICER	1.00	1.00	0.00	(1.00)
43J09	SENIOR DEPARTMENTAL INFORMATION SYSTEMS COORDINATOR	0.00	0.00	1.00	1.00
80J21	ACCOUNT CLERK	9.00	9.00	0.00	(9.00)
80J22	SENIOR ACCOUNT CLERK	1.00	1.00	10.00	9.00
80J30	ACCOUNTING TECHNICIAN	7.00	7.00	7.00	0.00
Total Treasurer-Tax Collector		49.00	49.00	49.00	0.00
11B01	ASSESSOR-COUNTY CLERK-RECORDER	1.00	1.00	1.00	0.00
12A05	ASSISTANT COUNTY CLERK-RECORDER	1.00	1.00	1.00	0.00
12A15	ASSISTANT ASSESSOR-VALUATION	1.00	1.00	1.00	0.00
14B32	SENIOR PERSONNEL ANALYST	1.00	1.00	1.00	0.00
14C71	ADMINISTRATIVE SERVICES OFFICER	1.00	1.00	1.00	0.00
14G02	MANAGEMENT ANALYST I	1.00	1.00	1.00	0.00
14H03	PERSONNEL TECHNICIAN-CONFIDENTIAL	1.00	1.00	1.00	0.00
14K45	AUDITOR APPRAISER MANAGER	1.00	1.00	1.00	0.00
16C87	BUSINESS TECHNOLOGY ANALYST II	1.00	1.00	1.00	0.00
16F40	DEPARTMENTAL INFORMATION SYSTEMS MANAGER I	1.00	1.00	1.00	0.00
16F41	DEPARTMENTAL INFORMATION SYSTEMS MANAGER II	1.00	1.00	1.00	0.00
20B10	ACCOUNTANT I	1.00	1.00	1.00	0.00
20B95	FINANCE MANAGER I	1.00	1.00	1.00	0.00
28A21	APPRAISER II	13.00	13.00	13.00	0.00
28A22	APPRAISER III	5.00	5.00	5.00	0.00
28A80	SUPERVISING APPRAISER	2.00	2.00	2.00	0.00
28B21	AUDITOR-APPRAISER II	4.00	4.00	4.00	0.00
28B22	AUDITOR-APPRAISER III	1.00	1.00	1.00	0.00
43F21	MAP DRAFTING TECHNICIAN	1.00	0.00	0.00	0.00
43F80	SENIOR MAP DRAFTING TECHNICIAN	1.00	1.00	1.00	0.00
80A99	ADMINISTRATIVE SECRETARY- CONFIDENTIAL	1.00	1.00	1.00	0.00
80E21	OFFICE ASSISTANT II	7.00	7.00	7.00	0.00
80E22	OFFICE ASSISTANT III	6.00	5.00	5.00	0.00
80E80	PRINCIPAL OFFICE ASSISTANT	1.00	1.00	1.00	0.00
80E81	SUPERVISING OFFICE ASSISTANT I	2.00	2.00	2.00	0.00
80E82	SUPERVISING OFFICE ASSISTANT II	1.00	1.00	1.00	0.00
80E92	RECORDER SERVICES SUPERVISOR	1.00	1.00	1.00	0.00
80J22	SENIOR ACCOUNT CLERK	1.00	1.00	1.00	0.00
80J30	ACCOUNTING TECHNICIAN	1.00	1.00	1.00	0.00
80P22	PHOTOCOPYIST	2.00	2.00	2.00	0.00
80R11	ASSESSMENT CLERK	1.00	0.00	0.00	0.00
80R22	PROPERTY TRANSFER CLERK	4.00	3.00	3.00	0.00
80R23	SENIOR PROPERTY TRANSFER CLERK	1.00	1.00	1.00	0.00
Total Assessor-County Clerk-Recorder		69.00	65.00	65.00	0.00
11A04	COUNTY COUNSEL	1.00	1.00	1.00	0.00
12C38	ASSISTANT COUNTY COUNSEL	2.00	2.00	2.00	0.00
12C39	CHIEF ASSISTANT COUNTY COUNSEL	1.00	1.00	1.00	0.00

Adopted FY 2023-24 to Recommended FY 2024-25 Positions

Classification Code	Classification Label	Adopted Budget 2022-2023	Adopted Budget 2023-2024	Recommended Budget 2024-2025	Change
14B62	ASSOCIATE RISK & BENEFITS ANALYST	1.00	1.00	1.00	0.00
14B63	SENIOR RISK & BENEFITS ANALYST	1.00	1.00	1.00	0.00
14B64	PRINCIPAL RISK & BENEFITS ANALYST	1.00	1.00	1.00	0.00
14C30	MANAGEMENT ANALYST II	1.00	1.00	1.00	0.00
14C31	MANAGEMENT ANALYST III	2.00	2.00	2.00	0.00
14C32	SAFETY OFFICER	1.00	1.00	1.00	0.00
14C85	WORKERS COMPENSATION MANAGER	1.00	1.00	1.00	0.00
14C86	ERGONOMICS MANAGER	1.00	1.00	1.00	0.00
14N05	ADMINISTRATIVE OPERATIONS MANAGER	0.00	1.00	1.00	0.00
20B93	FINANCE MANAGER II	0.00	1.00	1.00	0.00
20B95	FINANCE MANAGER I	1.00	0.00	0.00	0.00
39B23	DEPUTY COUNTY COUNSEL IV	15.00	14.00	14.00	0.00
39B25	CHIEF DEPUTY COUNTY COUNSEL	3.00	3.00	3.00	0.00
74K50	SAFETY COORDINATOR/INVESTIGATOR	3.00	3.00	3.00	0.00
80A34	SENIOR SECRETARY-CONFIDENTIAL	1.00	1.00	1.00	0.00
80A99	ADMINISTRATIVE SECRETARY- CONFIDENTIAL	1.00	1.00	1.00	0.00
80B26	LEGAL SECRETARY III	7.00	7.00	7.00	0.00
99ZWC	ALLOCATION ON LOAN WORK COMP	10.00	10.00	10.00	0.00
Total County Counsel		54.00	54.00	54.00	0.00
11A30	CLERK OF THE BOARD OF SUPERVISORS	1.00	1.00	1.00	0.00
14G02	MANAGEMENT ANALYST I	1.00	1.00	1.00	0.00
80E83	BOARD OF SUPERVISORS CLERK	3.00	3.00	3.00	0.00
Total Clerk of the Board		5.00	5.00	5.00	0.00
11A20	REGISTRAR OF VOTERS	1.00	1.00	1.00	0.00
12C14	ASSISTANT REGISTRAR OF VOTERS	1.00	1.00	1.00	0.00
14C30	MANAGEMENT ANALYST II	1.00	1.00	1.00	0.00
14J21	ELECTIONS SERVICES SPECIALIST II	2.00	2.00	2.00	0.00
14M80	ELECTIONS PROGRAM MANAGER	5.00	5.00	4.00	(1.00)
14N05	ADMINISTRATIVE OPERATIONS MANAGER	0.00	0.00	1.00	1.00
16C87	BUSINESS TECHNOLOGY ANALYST II	1.00	1.00	1.00	0.00
43J09	SENIOR DEPARTMENTAL INFORMATION SYSTEMS COORDINATOR	1.00	1.00	1.00	0.00
Total Elections		12.00	12.00	12.00	0.00
12C42	EMERGENCY COMMUNICATIONS OPERATIONS MANAGER	1.00	1.00	1.00	0.00
14A26	DIRECTOR OF EMERGENCY COMMUNICATIONS	1.00	1.00	1.00	0.00
14C31	MANAGEMENT ANALYST III	3.00	0.00	0.00	0.00
14C70	ADMINISTRATIVE SERVICES ASSISTANT	1.00	1.00	1.00	0.00
14M13	EMERGENCY COMMUNICATIONS MANAGER	0.00	3.00	3.00	0.00
20B93	FINANCE MANAGER II	1.00	1.00	1.00	0.00
43J05	DEPARTMENTAL INFORMATION SYSTEMS COORDINATOR	1.00	1.00	1.00	0.00
43J09	SENIOR DEPARTMENTAL INFORMATION SYSTEMS COORDINATOR	1.00	1.00	1.00	0.00
80A99	ADMINISTRATIVE SECRETARY- CONFIDENTIAL	1.00	1.00	1.00	0.00
80S01	COMMUNICATIONS DISPATCHER I	6.00	6.00	0.00	(6.00)

Adopted FY 2023-24 to Recommended FY 2024-25 Positions

Classification Code	Classification Label	Adopted Budget 2022-2023	Adopted Budget 2023-2024	Recommended Budget 2024-2025	Change
80S21	COMMUNICATIONS DISPATCHER II	50.00	50.00	56.00	6.00
80S22	EMERGENCY COMMUNICATIONS SHIFT SUPERVISOR	9.00	9.00	9.00	0.00
Total Emergency Communications		75.00	75.00	75.00	0.00
12C43	DEPUTY CHIEF INFORMATION OFFICER	2.00	2.00	2.00	0.00
12E18	CHIEF INFORMATION OFFICER	1.00	1.00	1.00	0.00
14B32	SENIOR PERSONNEL ANALYST	1.00	1.00	1.00	0.00
14C30	MANAGEMENT ANALYST II	2.00	2.00	2.00	0.00
14C31	MANAGEMENT ANALYST III	1.00	1.00	1.00	0.00
14H03	PERSONNEL TECHNICIAN-CONFIDENTIAL	1.00	1.00	1.00	0.00
14K52	CHIEF SECURITY OFFICER	1.00	1.00	1.00	0.00
14P20	INFORMATION TECHNOLOGY ARCHITECT	3.00	3.00	3.00	0.00
16C23	INFORMATION TECHNOLOGY SUPERVISOR	0.00	0.00	0.00	0.00
16C43	SOFTWARE ENGINEER I	1.00	1.00	1.00	0.00
16C44	SOFTWARE ENGINEER II	6.00	6.00	6.00	0.00
16C45	SOFTWARE ENGINEER III	17.00	17.00	17.00	0.00
16C54	INFORMATION TECHNOLOGY SYSTEMS ANALYST II	7.00	8.00	9.00	1.00
16C55	INFORMATION TECHNOLOGY SYSTEMS ANALYST III	19.00	19.00	19.00	0.00
16C86	BUSINESS TECHNOLOGY ANALYST I	0.00	0.00	0.00	0.00
16E25	INFORMATION TECHNOLOGY SECURITY ENGINEER III	2.00	2.00	2.00	0.00
16F41	DEPARTMENTAL INFORMATION SYSTEMS MANAGER II	1.00	0.00	0.00	0.00
16G24	GIS ANALYST II	1.00	1.00	1.00	0.00
16G25	GIS ANALYST III	2.00	2.00	2.00	0.00
20B11	ACCOUNTANT II	1.00	1.00	1.00	0.00
20B93	FINANCE MANAGER II	1.00	1.00	1.00	0.00
41N24	NETWORK SYSTEMS ENGINEER II	4.00	5.00	6.00	1.00
41N25	NETWORK SYSTEMS ENGINEER III	4.00	4.00	4.00	0.00
43A21	ENGINEERING AIDE II	1.00	1.00	1.00	0.00
43G01	INFORMATION TECHNOLOGY MANAGER	8.00	9.00	9.00	0.00
43G03	INFORMATION TECHNOLOGY PROJECT MANAGER II	3.00	3.00	3.00	0.00
43G04	INFORMATION TECHNOLOGY PROJECT MANAGER III	3.00	3.00	3.00	0.00
43J05	DEPARTMENTAL INFORMATION SYSTEMS COORDINATOR	1.00	0.00	0.00	0.00
43L41	RADIO COMMUNICATIONS ENGINEER	2.00	2.00	2.00	0.00
43M35	INFORMATION TECHNOLOGY SUPPORT SPECIALIST	7.00	6.00	4.00	(2.00)
70F80	SENIOR STOREKEEPER	1.00	1.00	1.00	0.00
80A99	ADMINISTRATIVE SECRETARY- CONFIDENTIAL	1.00	1.00	1.00	0.00
80E80	PRINCIPAL OFFICE ASSISTANT	2.00	2.00	2.00	0.00
80J30	ACCOUNTING TECHNICIAN	3.00	3.00	3.00	0.00
Total Information Technology		110.00	110.00	110.00	0.00
10B04	DISTRICT ATTORNEY	1.00	1.00	1.00	0.00
12A03	CHIEF ASSISTANT DISTRICT ATTORNEY	1.00	1.00	1.00	0.00

Adopted FY 2023-24 to Recommended FY 2024-25 Positions

Classification Code	Classification Label	Adopted Budget 2022-2023	Adopted Budget 2023-2024	Recommended Budget 2024-2025	Change
12A04	ASSISTANT DISTRICT ATTORNEY	4.00	4.00	4.00	0.00
14C30	MANAGEMENT ANALYST II	1.00	1.00	2.00	1.00
14C70	ADMINISTRATIVE SERVICES ASSISTANT	0.00	1.00	1.00	0.00
14C75	ADMINISTRATIVE ASSISTANT TO DISTRICT ATTORNEY	1.00	1.00	1.00	0.00
14C87	VICTIM/WITNESS ASSISTANCE PROGRAM MANAGER	1.00	1.00	1.00	0.00
14K60	CHIEF DISTRICT ATTORNEY INVESTIGATOR	1.00	1.00	1.00	0.00
20B10	ACCOUNTANT I	1.00	1.00	1.00	0.00
20B11	ACCOUNTANT II	1.00	1.00	1.00	0.00
20B12	ACCOUNTANT III	2.00	2.00	2.00	0.00
20B93	FINANCE MANAGER II	1.00	1.00	1.00	0.00
34A20	DISTRICT ATTORNEY INVESTIGATOR I	5.00	5.00	5.00	0.00
34A22	DISTRICT ATTORNEY INVESTIGATOR III	21.00	21.00	21.00	0.00
34A80	DISTRICT ATTORNEY INVESTIGATIVE CAPTAIN	2.00	2.00	2.00	0.00
34G10	INVESTIGATIVE AIDE	6.00	6.00	6.00	0.00
39C01	LEGAL ASSISTANT	4.00	4.00	4.00	0.00
39D31	DEPUTY DISTRICT ATTORNEY IV	55.00	54.00	54.00	0.00
39D32	CHIEF DEPUTY DISTRICT ATTORNEY	0.00	1.00	1.00	0.00
43G05	DIGITAL FORENSIC INVESTIGATOR	1.00	1.00	1.00	0.00
43J05	DEPARTMENTAL INFORMATION SYSTEMS COORDINATOR	0.00	1.00	1.00	0.00
60K02	VICTIM ASSISTANCE ADVOCATE	10.00	10.00	10.00	0.00
60K03	VICTIM/WITNESS ASSISTANCE PROGRAM COORDINATOR	1.00	2.00	2.00	0.00
80B11	LEGAL TYPIST	7.00	7.00	7.00	0.00
80B22	LEGAL SECRETARY II	28.00	24.00	24.00	0.00
80B24	SUPERVISING LEGAL SECRETARY	3.00	3.00	3.00	0.00
80B26	LEGAL SECRETARY III	0.00	3.00	3.00	0.00
Total District Attorney		158.00	160.00	161.00	1.00
11A26	DIRECTOR OF CHILD SUPPORT SERVICES	1.00	1.00	1.00	0.00
14C30	MANAGEMENT ANALYST II	1.00	1.00	1.00	0.00
14C31	MANAGEMENT ANALYST III	0.00	0.00	0.00	0.00
14K62	DEPUTY DIRECTOR CHILD SUPPORT SERVICES	1.00	1.00	1.00	0.00
20B11	ACCOUNTANT II	1.00	1.00	1.00	0.00
20B95	FINANCE MANAGER I	1.00	1.00	1.00	0.00
25C18	CHILD SUPPORT ASSISTANT II	5.00	5.00	5.00	0.00
25C23	CHILD SUPPORT OFFICER II	40.00	40.00	40.00	0.00
25C24	CHILD SUPPORT OFFICER III	8.00	8.00	8.00	0.00
25C81	SUPERVISING CHILD SUPPORT OFFICER	5.00	5.00	5.00	0.00
25C82	CHILD SUPPORT PERFORMANCE SPECIALIST	1.00	1.00	1.00	0.00
34G21	CIVIL PROCESS SERVER	1.00	1.00	1.00	0.00
34G22	SENIOR CIVIL PROCESS SERVER	1.00	1.00	1.00	0.00
39A47	CHIEF CHILD SUPPORT ATTORNEY	1.00	1.00	1.00	0.00
39D36	CHILD SUPPORT ATTORNEY IV	3.00	3.00	3.00	0.00
70F21	COURIER	1.00	1.00	1.00	0.00
80B22	LEGAL SECRETARY II	1.00	1.00	1.00	0.00
80D23	LEGAL PROCESS CLERK	1.00	1.00	1.00	0.00
80E21	OFFICE ASSISTANT II	1.00	1.00	1.00	0.00

Adopted FY 2023-24 to Recommended FY 2024-25 Positions

Classification Code	Classification Label	Adopted Budget 2022-2023	Adopted Budget 2023-2024	Recommended Budget 2024-2025	Change
80E80	PRINCIPAL OFFICE ASSISTANT	1.00	1.00	1.00	0.00
80J20	ACCOUNTING CLERICAL SUPERVISOR	1.00	1.00	1.00	0.00
80J21	ACCOUNT CLERK	3.00	3.00	3.00	0.00
80J22	SENIOR ACCOUNT CLERK	1.00	1.00	1.00	0.00
80J30	ACCOUNTING TECHNICIAN	2.00	2.00	2.00	0.00
Total Child Support Services		82.00	82.00	82.00	0.00
11A18	PUBLIC DEFENDER	1.00	1.00	1.00	0.00
12A06	CHIEF ASSISTANT PUBLIC DEFENDER	1.00	1.00	1.00	0.00
12C11	ASSISTANT PUBLIC DEFENDER	1.00	2.00	2.00	0.00
14C30	MANAGEMENT ANALYST II	2.00	2.00	2.00	0.00
14C31	MANAGEMENT ANALYST III	0.00	0.00	1.00	1.00
14G02	MANAGEMENT ANALYST I	0.00	0.00	0.00	0.00
20B10	ACCOUNTANT I	1.00	1.00	1.00	0.00
20B95	FINANCE MANAGER I	1.00	1.00	1.00	0.00
34D40	PUBLIC DEFENDER INVESTIGATOR III	6.00	6.00	7.00	1.00
34D78	CHIEF PUBLIC DEFENDER INVESTIGATOR	1.00	1.00	1.00	0.00
39P31	DEPUTY PUBLIC DEFENDER IV	26.00	26.00	27.00	1.00
39P35	CHIEF DEPUTY PUBLIC DEFENDER	4.00	4.00	3.00	(1.00)
60B21	PSYCHIATRIC SOCIAL WORKER II	1.00	1.00	1.00	0.00
80A99	ADMINISTRATIVE SECRETARY- CONFIDENTIAL	1.00	1.00	1.00	0.00
80B22	LEGAL SECRETARY	9.00	9.00	9.00	0.00
80B23	SENIOR LEGAL SECRETARY	1.00	0.00	0.00	0.00
80B24	SUPERVISING LEGAL SECRETARY	1.00	1.00	1.00	0.00
80B26	LEGAL SECRETARY III	0.00	1.00	1.00	0.00
80E21	OFFICE ASSISTANT II	1.00	0.00	0.00	0.00
80E22	OFFICE ASSISTANT III	0.00	1.00	1.00	0.00
80J21	ACCOUNT CLERK	1.00	1.00	1.00	0.00
Total Public Defender		59.00	60.00	62.00	2.00
10B05	SHERIFF	1.00	1.00	1.00	0.00
12A10	CHIEF DEPUTY SHERIFF	3.00	3.00	3.00	0.00
12A13	UNDERSHERIFF	1.00	1.00	1.00	0.00
14B01	PERSONNEL ANALYST	1.00	1.00	1.00	0.00
14C30	MANAGEMENT ANALYST II	1.00	0.00	0.00	0.00
14C31	MANAGEMENT ANALYST III	3.00	3.00	3.00	0.00
14G02	MANAGEMENT ANALYST I	1.00	1.00	2.00	1.00
14H33	CRIMINAL INTELLIGENCE SPECIALIST	2.00	2.00	2.00	0.00
16F41	DEPARTMENTAL INFORMATION SYSTEMS MANAGER II	1.00	1.00	1.00	0.00
20B11	ACCOUNTANT II	1.00	1.00	2.00	1.00
20B12	ACCOUNTANT III	1.00	1.00	1.00	0.00
20B93	FINANCE MANAGER II	1.00	1.00	1.00	0.00
34E22	FORENSIC EVIDENCE TECHNICIAN	2.00	2.00	2.00	0.00
34E30	SUPERVISING FORENSIC EVIDENCE TECHNICIAN	1.00	1.00	1.00	0.00
34G21	CIVIL PROCESS SERVER	1.00	1.00	1.00	0.00
34P31	VEHICLE ABATEMENT ENFORCEMENT OFFICER	2.00	2.00	2.00	0.00
36A22	DEPUTY SHERIFF-OPERATIONS	112.00	112.00	112.00	0.00

Adopted FY 2023-24 to Recommended FY 2024-25 Positions

Classification Code	Classification Label	Adopted Budget 2022-2023	Adopted Budget 2023-2024	Recommended Budget 2024-2025	Change
36A23	SHERIFFS SERGEANT	34.00	35.00	36.00	1.00
36A24	SHERIFFS INVESTIGATIVE SERGEANT	3.00	3.00	3.00	0.00
36A81	SHERIFFS CAPTAIN	1.00	1.00	1.00	0.00
36A82	SHERIFFS COMMANDER	9.00	10.00	10.00	0.00
36E21	DEPUTY SHERIFF-CORRECTIONS	153.00	153.00	155.00	2.00
43G05	DIGITAL FORENSIC INVESTIGATOR	1.00	1.00	1.00	0.00
43J09	SENIOR DEPARTMENTAL INFORMATION SYSTEMS COORDINATOR	3.00	3.00	3.00	0.00
43J15	SUPERVISING DEPARTMENTAL INFORMATION SYSTEMS COORDINATOR	1.00	1.00	2.00	1.00
50S01	FORENSIC AUTOPSY TECHNICIAN	2.00	2.00	2.00	0.00
60G54	SHERIFF’S WORK ALTERNATIVE SPECIALIST	4.00	4.00	4.00	0.00
60I02	PROGRAM MANAGER II	0.00	1.00	1.00	0.00
60S21	CRIME PREVENTION SPECIALIST	1.00	1.00	1.00	0.00
70F80	SENIOR STOREKEEPER	1.00	1.00	1.00	0.00
70K92	SHERIFFS CORRECTIONAL COOK II	5.00	5.00	5.00	0.00
70N10	INMATE SERVICES SPECIALIST	5.00	5.00	7.00	2.00
72A40	SENIOR INMATE SERVICES SPECIALIST	1.00	1.00	1.00	0.00
72C25	VEHICLE MAINTENANCE COORDINATOR	1.00	1.00	1.00	0.00
80A32	SENIOR SECRETARY	1.00	1.00	1.00	0.00
80A34	SENIOR SECRETARY-CONFIDENTIAL	1.00	1.00	1.00	0.00
80A99	ADMINISTRATIVE SECRETARY- CONFIDENTIAL	1.00	1.00	1.00	0.00
80E22	OFFICE ASSISTANT III	3.00	3.00	4.00	1.00
80H25	MEDICAL TRANSCRIPTIONIST II	0.00	0.00	0.00	0.00
80I01	SENIOR CIVIL CLERK	1.00	1.00	0.00	(1.00)
80I06	SHERIFFS PROPERTY TECHNICIAN	2.00	2.00	2.00	0.00
80I07	CORRECTIONS SPECIALIST	11.00	11.00	11.00	0.00
80I08	SENIOR CORRECTIONS SPECIALIST	3.00	3.00	3.00	0.00
80I10	CUSTODY AND CONTROL SPECIALIST	47.00	47.00	47.00	0.00
80I15	SHERIFFS RECORDS SPECIALIST I	2.00	2.00	2.00	0.00
80I16	SHERIFFS RECORDS SPECIALIST II	18.00	18.00	18.00	0.00
80I17	SENIOR SHERIFFS RECORDS SPECIALIST	5.00	5.00	5.00	0.00
80I20	SHERIFFS RECORDS SUPERVISOR	4.00	4.00	4.00	0.00
80J20	ACCOUNTING CLERICAL SUPERVISOR	1.00	1.00	0.00	(1.00)
80J21	ACCOUNT CLERK	1.00	1.00	1.00	0.00
80J22	SENIOR ACCOUNT CLERK	3.00	3.00	3.00	0.00
80J30	ACCOUNTING TECHNICIAN	4.00	4.00	4.00	0.00
80M02	PATIENT FINANCIAL SERVICES SPECIALIST II	0.00	0.00	1.00	1.00
Total Sheriff-Coroner		468.00	470.00	478.00	8.00
11A06	CHIEF PROBATION OFFICER	1.00	1.00	1.00	0.00
12C35	ASSISTANT CHIEF PROBATION OFFICER	1.00	1.00	1.00	0.00
14B21	ASSOCIATE PERSONNEL ANALYST	0.00	0.00	1.00	1.00
14B32	SENIOR PERSONNEL ANALYST	1.00	1.00	1.00	0.00
14C30	MANAGEMENT ANALYST II	3.00	3.00	3.00	0.00
14C31	MANAGEMENT ANALYST III	2.00	2.00	2.00	0.00
14H03	PERSONNEL TECHNICIAN-CONFIDENTIAL	1.00	1.00	1.00	0.00
16C87	BUSINESS TECHNOLOGY ANALYST II	2.00	2.00	2.00	0.00
16F41	DEPARTMENTAL INFORMATION SYSTEMS MANAGER II	1.00	1.00	1.00	0.00

Adopted FY 2023-24 to Recommended FY 2024-25 Positions

Classification Code	Classification Label	Adopted Budget 2022-2023	Adopted Budget 2023-2024	Recommended Budget 2024-2025	Change
20B10	ACCOUNTANT I	2.00	2.00	2.00	0.00
20B11	ACCOUNTANT II	1.00	1.00	1.00	0.00
20B12	ACCOUNTANT III	1.00	1.00	1.00	0.00
20B93	FINANCE MANAGER II	1.00	1.00	1.00	0.00
43J09	SENIOR DEPARTMENTAL INFORMATION SYSTEMS COORDINATOR	1.00	1.00	1.00	0.00
60F02	PROBATION AIDE	18.50	19.50	21.50	2.00
60F22	DEPUTY PROBATION OFFICER II	73.00	74.00	74.00	0.00
60F23	DEPUTY PROBATION OFFICER III	25.00	25.00	25.00	0.00
60F84	PROBATION SERVICES MANAGER	14.00	14.00	14.00	0.00
60F85	PROBATION DIVISION MANAGER	4.00	4.00	4.00	0.00
60F87	JUVENILE INSTITUTIONS SUPERVISOR	9.00	9.00	9.00	0.00
60F89	JUVENILE INSTITUTIONS OFFICER II	73.00	73.00	73.00	0.00
60F90	SENIOR JUVENILE INSTITUTIONS OFFICER	13.00	13.00	13.00	0.00
60I02	PROGRAM MANAGER II	1.00	1.00	1.00	0.00
60K02	VICTIM ASSISTANCE ADVOCATE	2.00	2.00	2.00	0.00
70K23	COOK	5.00	5.00	5.00	0.00
70K25	SENIOR COOK	1.00	1.00	1.00	0.00
70K80	HEAD COOK	1.00	1.00	1.00	0.00
70K83	FOOD ADMINISTRATOR-PROBATION	1.00	1.00	1.00	0.00
70L01	LAUNDRY WORKER I	1.00	0.00	0.00	0.00
72A23	BUILDING MAINTENANCE WORKER	0.00	1.00	1.00	0.00
72A29	SENIOR BUILDING MAINTENANCE WORKER	1.00	1.00	1.00	0.00
80A30	SECRETARIAL ASSISTANT	1.00	1.00	1.00	0.00
80A32	SENIOR SECRETARY	1.00	1.00	1.00	0.00
80A99	ADMINISTRATIVE SECRETARY- CONFIDENTIAL	1.00	1.00	1.00	0.00
80E21	OFFICE ASSISTANT II	16.00	16.00	16.00	0.00
80E22	OFFICE ASSISTANT III	7.00	8.00	8.00	0.00
80E82	SUPERVISING OFFICE ASSISTANT II	2.00	2.00	2.00	0.00
80J22	SENIOR ACCOUNT CLERK	1.00	1.00	1.00	0.00
80J30	ACCOUNTING TECHNICIAN	4.00	4.00	4.00	0.00
80W21	WORD PROCESSOR	3.00	2.00	1.00	(1.00)
Total Probation		296.50	298.50	300.50	2.00
11A02	AGRICULTURAL COMMISSIONER	1.00	1.00	1.00	0.00
12C01	ASSISTANT AGRICULTURAL COMMISSIONER	1.00	1.00	1.00	0.00
14B32	SENIOR PERSONNEL ANALYST	1.00	1.00	1.00	0.00
14C31	MANAGEMENT ANALYST III	1.00	1.00	1.00	0.00
14H03	PERSONNEL TECHNICIAN-CONFIDENTIAL	1.00	1.00	1.00	0.00
16G25	GIS ANALYST III	1.00	1.00	1.00	0.00
20B10	ACCOUNTANT I	1.00	1.00	1.00	0.00
20B95	FINANCE MANAGER I	1.00	1.00	1.00	0.00
30G22	WEIGHTS/MEASURES INSPECTOR III	5.00	5.00	5.00	0.00
30N05	AGRICULTURAL ASSISTANT II	11.00	11.00	11.00	0.00
30N22	AGRICULTURAL INSPECTOR/BIOLOGIST III	32.00	32.00	32.00	0.00
30N50	AGRICULTURAL PROGRAMS BIOLOGIST	1.00	1.00	1.00	0.00
30N80	DEPUTY AGRICULTURAL COMMISSIONER	8.00	8.00	8.00	0.00
30N81	CHIEF DEPUTY AGRICULTURAL COMMISSIONER	3.00	3.00	3.00	0.00

Adopted FY 2023-24 to Recommended FY 2024-25 Positions

Classification Code	Classification Label	Adopted Budget 2022-2023	Adopted Budget 2023-2024	Recommended Budget 2024-2025	Change
43J15	SUPERVISING DEPARTMENTAL INFORMATION SYSTEMS COORDINATOR	1.00	1.00	1.00	0.00
80A99	ADMINISTRATIVE SECRETARY-CONFIDENTIAL	1.00	1.00	1.00	0.00
80E22	OFFICE ASSISTANT III	2.00	2.00	2.00	0.00
80G21	DATA ENTRY OPERATOR II	1.00	1.00	1.00	0.00
80J22	SENIOR ACCOUNT CLERK	1.00	1.00	1.00	0.00
80J30	ACCOUNTING TECHNICIAN	1.00	1.00	1.00	0.00
Total Agricultural Commissioner		75.00	75.00	75.00	0.00
11A34	DIRECTOR OF HOUSING AND COMMUNITY DEVELOPMENT	1.00	1.00	1.00	0.00
14C30	MANAGEMENT ANALYST II	5.00	4.00	4.00	0.00
14C31	MANAGEMENT ANALYST III	1.00	1.00	1.00	0.00
14G02	MANAGEMENT ANALYST I	1.00	1.00	1.00	0.00
14H30	RMA OMBUDSPERSON	0.00	1.00	1.00	0.00
14K46	PERMIT CENTER MANAGER	1.00	1.00	1.00	0.00
14K47	BUILDING SERVICES MANAGER	1.00	1.00	1.00	0.00
14K50	CHIEF OF PLANNING	1.00	1.00	1.00	0.00
14K51	PRINCIPAL PLANNER	3.00	2.00	2.00	0.00
14K51'	RMA SERVICES MANAGER	0.00	0.00	0.00	0.00
14M22	HOUSING PROGRAM MANAGER	1.00	1.00	1.00	0.00
20B10	ACCOUNTANT I	1.00	1.00	1.00	0.00
20B95	FINANCE MANAGER I	2.00	2.00	2.00	0.00
30D21	BUILDING INSPECTOR II	5.00	5.00	5.00	0.00
30D22	SENIOR BUILDING INSPECTOR	1.00	1.00	1.00	0.00
30D25	CHIEF OF BUILDING SERVICES	1.00	1.00	1.00	0.00
34P26	CODE COMPLIANCE INSPECTOR II	8.00	8.00	8.00	0.00
34P27	SENIOR CODE COMPLIANCE INSPECTOR	1.00	1.00	1.00	0.00
41A10	ASSISTANT ENGINEER	2.00	2.00	2.00	0.00
41A20	CIVIL ENGINEER	1.00	1.00	1.00	0.00
41A22	SENIOR CIVIL ENGINEER	1.00	1.00	1.00	0.00
41B21	BUILDING PLANS EXAMINER	4.00	4.00	4.00	0.00
41C02	WATER RESOURCES HYDROLOGIST	2.00	2.00	2.00	0.00
41C14	ASSOCIATE WATER RESOURCES HYDROLOGIST	1.00	1.00	1.00	0.00
41F11	ASSOCIATE PLANNER	12.00	12.00	12.00	0.00
41F22	SENIOR PLANNER	4.00	4.00	4.00	0.00
41F23	SUPERVISING PLANNER	2.00	2.00	2.00	0.00
41F30	REDEVELOPMENT/HOUSING PROJECT ANALYST I	1.00	0.00	0.00	0.00
41F31	REDEVELOPMENT/HOUSING PROJECT ANALYST II	0.00	1.00	1.00	0.00
41F32	REDEVELOPMENT/HOUSING PROJECT ANALYST III	1.00	1.00	1.00	0.00
43A22	ENGINEERING AIDE III	1.00	1.00	1.00	0.00
43A23	ENGINEERING TECHNICIAN	2.00	2.00	2.00	0.00
43B03	WATER RESOURCES TECHNICIAN	2.00	2.00	2.00	0.00
43C10	PERMIT TECHNICIAN I	3.00	3.00	3.00	0.00
43C11	PERMIT TECHNICIAN II	5.00	5.00	5.00	0.00
43C12	PERMIT TECHNICIAN III	1.00	3.00	3.00	0.00
80A31	SECRETARY	2.00	2.00	2.00	0.00

Adopted FY 2023-24 to Recommended FY 2024-25 Positions

Classification Code	Classification Label	Adopted Budget 2022-2023	Adopted Budget 2023-2024	Recommended Budget 2024-2025	Change
80A32	SENIOR SECRETARY	2.00	2.00	2.00	0.00
80A33	ADMINISTRATIVE SECRETARY	1.00	1.00	1.00	0.00
80A99	ADMINISTRATIVE SECRETARY- CONFIDENTIAL	1.00	1.00	1.00	0.00
80E01	OFFICE ASSISTANT I	1.00	1.00	1.00	0.00
80E21	OFFICE ASSISTANT II	10.00	10.00	10.00	0.00
80E22	OFFICE ASSISTANT III	3.00	3.00	3.00	0.00
80E80	PRINCIPAL OFFICE ASSISTANT	1.00	1.00	1.00	0.00
80E81	SUPERVISING OFFICE ASSISTANT I	0.00	0.00	0.00	0.00
80E82	SUPERVISING OFFICE ASSISTANT II	1.00	1.00	1.00	0.00
80J22	SENIOR ACCOUNT CLERK	1.00	1.00	1.00	0.00
80J30	ACCOUNTING TECHNICIAN	1.00	1.00	1.00	0.00
Total Housing and Community Development		103.00	104.00	104.00	0.00
11A33	DIRECTOR OF PUBLIC WORKS, FACILITIES AND PARKS	1.00	1.00	1.00	0.00
12C23	ASSISTANT DIRECTOR OF PUBLIC WORKS, FACILITIES AND PARKS	1.00	1.00	1.00	0.00
14A10	PROJECT MANAGER I	1.00	1.00	1.00	0.00
14A11	PROJECT MANAGER II	5.00	5.00	5.00	0.00
14A12	PROJECT MANAGER III	4.00	4.00	4.00	0.00
14B21	ASSOCIATE PERSONNEL ANALYST	0.00	1.00	1.00	0.00
14B32	SENIOR PERSONNEL ANALYST	0.00	1.00	1.00	0.00
14C30	MANAGEMENT ANALYST II	9.00	8.00	7.00	(1.00)
14C31	MANAGEMENT ANALYST III	4.00	4.00	4.00	0.00
14C70	ADMINISTRATIVE SERVICES ASSISTANT	1.00	1.00	1.00	0.00
14C74	REAL PROPERTY SPECIALIST	1.00	1.00	1.00	0.00
14E01	BUYER I	1.00	1.00	1.00	0.00
14G02	MANAGEMENT ANALYST I	2.00	1.00	1.00	0.00
14H03	PERSONNEL TECHNICIAN-CONFIDENTIAL	0.00	1.00	1.00	0.00
14H64	FLEET MANAGER	1.00	1.00	1.00	0.00
14K48	CAPITAL IMPROVEMENT MANAGER	1.00	2.00	2.00	0.00
14K51	RMA SERVICES MANAGER	0.00	0.00	0.00	0.00
14K63	CHIEF OF FACILITIES	1.00	1.00	1.00	0.00
14K70	CHIEF OF PARKS	1.00	1.00	1.00	0.00
14N05	ADMINISTRATIVE OPERATIONS MANAGER	3.00	4.00	4.00	0.00
16G24	GIS ANALYST II	1.00	1.00	1.00	0.00
20B10	ACCOUNTANT I	3.00	3.00	3.00	0.00
20B11	ACCOUNTANT II	3.00	3.00	3.00	0.00
20B12	ACCOUNTANT III	2.00	2.00	3.00	1.00
20B93	FINANCE MANAGER II	1.00	1.00	1.00	0.00
20B94	FINANCE MANAGER III	1.00	1.00	1.00	0.00
20B95	FINANCE MANAGER I	2.00	2.00	2.00	0.00
30D31	CHIEF OF PUBLIC WORKS	1.00	1.00	1.00	0.00
34X21	GUARD	2.00	2.00	2.00	0.00
41A10	ASSISTANT ENGINEER	10.00	9.00	9.00	0.00
41A20	CIVIL ENGINEER	5.00	4.00	4.00	0.00
41A22	SENIOR CIVIL ENGINEER	3.00	3.00	3.00	0.00
41A87	CHIEF OF SURVEYS	1.00	1.00	1.00	0.00
41C02	WATER RESOURCES HYDROLOGIST	1.00	1.00	1.00	0.00

Adopted FY 2023-24 to Recommended FY 2024-25 Positions

Classification Code	Classification Label	Adopted Budget 2022-2023	Adopted Budget 2023-2024	Recommended Budget 2024-2025	Change
41C14	ASSOCIATE WATER RESOURCES HYDROLOGIST	1.00	1.00	1.00	0.00
41C17	SENIOR WATER RESOURCES HYDROLOGIST	1.00	1.00	1.00	0.00
41F85	PARKS PLANNING MANAGER	1.00	1.00	1.00	0.00
43A22	ENGINEERING AIDE III	0.00	0.00	0.00	0.00
43A23	ENGINEERING TECHNICIAN	6.00	8.00	8.00	0.00
43B03	WATER RESOURCES TECHNICIAN	1.00	1.00	1.00	0.00
43L18	COMMUNICATIONS TECHNICIAN III	1.00	1.00	1.00	0.00
43L20	COMMUNICATIONS TECHNICIAN I	1.00	1.00	1.00	0.00
43L42	VEHICLE INSTALLATION SPECIALIST	0.00	1.00	1.00	0.00
65C10	PARKS MUSEUM ASSISTANT	1.00	1.00	1.00	0.00
68A30	RANGE MASTER	1.00	1.00	1.00	0.00
68A41	COUNTY PARK RANGER II	3.00	3.00	3.00	0.00
68A42	COUNTY PARK RANGER III	2.00	2.00	2.00	0.00
68A43	COUNTY PARK RANGER SUPERVISOR	1.00	1.00	1.00	0.00
68C01	PARK SERVICES AIDE I	3.00	3.00	3.00	0.00
68C02	RANGE AIDE	1.00	1.00	1.00	0.00
68C21	PARK SERVICES AIDE II	2.00	2.00	2.00	0.00
68C23	PARK SERVICES AIDE III	1.00	1.00	1.00	0.00
70C20	SENIOR GROUNDSKEEPER	1.00	1.00	1.00	0.00
70C21	GROUNDSKEEPER	4.00	4.00	4.00	0.00
70C80	GROUNDS SUPERVISOR	1.00	1.00	1.00	0.00
70F10	FLEET PARTS COORDINATOR	1.00	1.00	1.00	0.00
70F12	SENIOR FLEET PARTS COORDINATOR	1.00	1.00	1.00	0.00
70F21	COURIER	5.00	5.00	5.00	0.00
70F23	STOREKEEPER	5.00	5.00	5.00	0.00
70F81	SUPERVISING STOREKEEPER	1.00	1.00	1.00	0.00
70N01	OFFICE MAINTENANCE WORKER	2.00	2.00	2.00	0.00
72A23	BUILDING MAINTENANCE WORKER	12.00	12.00	12.00	0.00
72A29	SENIOR BUILDING MAINTENANCE WORKER	2.00	2.00	2.00	0.00
72A81	BUILDING MAINTENANCE SUPERVISOR	3.00	3.00	3.00	0.00
72B31	PARKS BUILDING & GROUNDS WORKER II	10.00	10.00	10.00	0.00
72B32	PARKS BUILDING & GROUNDS WORKER SUPERVISOR	3.00	5.00	5.00	0.00
72B40	PARKS UTILITIES & WATER SYSTEMS SPECIALIST	3.00	3.00	3.00	0.00
72B41	SENIOR PARKS UTILITIES & WATER SYSTEMS SPECIALIST	1.00	1.00	1.00	0.00
72C20	MECHANIC I	2.00	1.00	1.00	0.00
72C23	MECHANIC II	11.00	11.00	11.00	0.00
72C26	MECHANIC III	2.00	2.00	2.00	0.00
72C82	SUPERVISING MECHANIC	0.00	1.00	1.00	0.00
72C83	FLEET SERVICE WRITER	1.00	1.00	1.00	0.00
74D12	ROAD MAINTENANCE WORKER	23.00	28.00	28.00	0.00
74D13	SENIOR ROAD MAINTENANCE WORKER	8.00	8.00	8.00	0.00
74D81	ASSISTANT ROAD SUPERINTENDENT	5.00	5.00	5.00	0.00
74D83	ROAD SUPERINTENDENT	4.00	4.00	4.00	0.00
74D84	ROAD MAINTENANCE SUPERINTENDENT	1.00	1.00	1.00	0.00
74D85	MAINTENANCE MANAGER	2.00	2.00	2.00	0.00
74E11	BRIDGE MAINTENANCE WORKER	5.00	6.00	6.00	0.00
74E31	SENIOR BRIDGE MAINTENANCE WORKER	1.00	1.00	1.00	0.00

Adopted FY 2023-24 to Recommended FY 2024-25 Positions

Classification Code	Classification Label	Recommended			Change
		Adopted Budget 2022-2023	Adopted Budget 2023-2024	Budget 2024-2025	
74E80	ASSISTANT BRIDGE SUPERINTENDENT	1.00	1.00	1.00	0.00
74E81	BRIDGE SUPERINTENDENT	1.00	1.00	1.00	0.00
74G21	TREE TRIMMER	2.00	2.00	2.00	0.00
74G22	SENIOR TREE TRIMMER	1.00	1.00	1.00	0.00
74I11	TRAFFIC MAINTENANCE WORKER	4.00	6.00	6.00	0.00
74I25	TRAFFIC MAINTENANCE SUPERINTENDENT	1.00	1.00	1.00	0.00
80A31	SECRETARY	4.00	4.00	4.00	0.00
80A32	SENIOR SECRETARY	2.00	2.00	2.00	0.00
80A33	ADMINISTRATIVE SECRETARY	1.00	1.00	1.00	0.00
80E21	OFFICE ASSISTANT II	4.00	4.00	4.00	0.00
80E22	OFFICE ASSISTANT III	1.00	1.00	1.00	0.00
80E90	MAINTENANCE YARD CLERK	4.00	4.00	4.00	0.00
80E91	MAINTENANCE INVENTORY & YARD CLERK	1.00	1.00	1.00	0.00
80J20	ACCOUNTING CLERICAL SUPERVISOR	1.00	1.00	0.00	(1.00)
80J21	ACCOUNT CLERK	0.00	0.00	0.00	0.00
80J22	SENIOR ACCOUNT CLERK	9.00	10.00	10.00	0.00
80J30	ACCOUNTING TECHNICIAN	4.00	4.00	5.00	1.00
80O22	MAILROOM CLERK	0.50	0.50	0.50	0.00
80O23	SENIOR MAILROOM CLERK	1.00	1.00	1.00	0.00
Total Public Works, Facilities & Parks		262.50	277.50	277.50	0.00
11A09	DIRECTOR HEALTH SERVICES	1.00	1.00	1.00	0.00
12C05	ASSISTANT DIRECTOR OF HEALTH SERVICES	1.00	1.00	1.00	0.00
12E04	BUREAU CHIEF	5.00	5.00	5.00	0.00
14A10	PROJECT MANAGER I	1.00	1.00	1.00	0.00
14A11	PROJECT MANAGER II	0.00	0.00	1.00	1.00
14B21	ASSOCIATE PERSONNEL ANALYST	6.00	6.00	8.00	2.00
14B32	SENIOR PERSONNEL ANALYST	3.00	3.00	4.00	1.00
14B66	DEPARTMENTAL HR MANAGER	1.00	1.00	1.00	0.00
14C30	MANAGEMENT ANALYST II	19.50	24.50	27.50	3.00
14C31	MANAGEMENT ANALYST III	14.00	16.00	16.00	0.00
14C48	PUBLIC HEALTH PROGRAM MANAGER II	3.00	3.00	3.00	0.00
14C70	ADMINISTRATIVE SERVICES ASSISTANT	1.00	1.00	1.00	0.00
14C80	PUBLIC HEALTH PROGRAM MANAGER I	2.00	2.00	2.00	0.00
14G02	MANAGEMENT ANALYST I	4.00	4.00	4.00	0.00
14H03	PERSONNEL TECHNICIAN-CONFIDENTIAL	6.00	6.00	6.00	0.00
14H24	EDUCATOR AND VOLUNTEER COORDINATOR	1.00	1.00	2.00	1.00
14H66	OUTPATIENT SERVICES DIRECTOR	1.00	1.00	1.00	0.00
14K41	BEHAVIORAL HEALTH SERVICES MANAGER II	16.00	16.00	16.00	0.00
14K44	ASSISTANT BUREAU CHIEF	3.00	4.00	4.00	0.00
14K61	ENVIRONMENTAL HEALTH PROGRAM MANAGER	1.00	1.00	1.00	0.00
14N05	ADMINISTRATIVE OPERATIONS MANAGER	0.00	0.00	1.00	1.00
14N06	OPERATIONS MANAGER	2.00	2.00	2.00	0.00
14N10	OUTPATIENT SERVICES MANAGER I	4.00	4.00	4.00	0.00
14N11	OUTPATIENT SERVICES MANAGER II	4.00	4.00	4.00	0.00
16C87	BUSINESS TECHNOLOGY ANALYST II	2.00	2.00	3.00	1.00
16C88	BUSINESS TECHNOLOGY ANALYST III	2.00	2.00	2.00	0.00
16C93	BUSINESS TECHNOLOGY ANALYST IV	3.00	3.00	2.00	(1.00)
16F41	DEPARTMENTAL INFORMATION SYSTEMS MANAGER II	1.00	1.00	1.00	0.00

Adopted FY 2023-24 to Recommended FY 2024-25 Positions

Classification Code	Classification Label	Adopted Budget 2022-2023	Adopted Budget 2023-2024	Recommended Budget 2024-2025	Change
20B10	ACCOUNTANT I	3.00	3.00	3.00	0.00
20B11	ACCOUNTANT II	8.00	9.00	9.00	0.00
20B12	ACCOUNTANT III	7.00	8.00	8.00	0.00
20B93	FINANCE MANAGER II	4.00	4.00	4.00	0.00
20B94	FINANCE MANAGER III	1.00	1.00	1.00	0.00
20B95	FINANCE MANAGER I	2.00	1.00	1.00	0.00
25G21	CA CHILDRENS SERVICES CASE WORKER II	3.00	3.00	3.00	0.00
30J01	ENVIRONMENTAL HEALTH TECHNICIAN	0.00	1.00	1.00	0.00
30J21	ENVIRONMENTAL HEALTH SPECIALIST II	27.00	25.00	25.00	0.00
30J31	ENVIRONMENTAL HEALTH SPECIALIST III	17.00	17.00	17.00	0.00
30J81	RECYCLING/RESOURCE RECOVERY SPECIALIST	2.00	2.00	2.00	0.00
30J84	ENVIRONMENTAL HEALTH SPECIALIST IV	8.00	8.00	8.00	0.00
34C01	ANIMAL CONTROL OFFICER	5.00	5.00	5.00	0.00
34C02	SENIOR ANIMAL CONTROL OFFICER	1.00	1.00	1.00	0.00
34C11	ANIMAL SERVICES SUPERVISOR	2.00	2.00	2.00	0.00
34H24	DEPUTY PUBLIC ADMINISTRATOR/ GUARDIAN/CONSERVATOR I	2.50	2.50	2.50	0.00
34H34	DEPUTY PUBLIC ADMINISTRATOR/ GUARDIAN/CONSERVATOR II	4.00	4.00	5.00	1.00
43B02	WATER QUALITY SPECIALIST	1.00	1.00	1.00	0.00
43J04	DEPARTMENTAL INFORMATION SYSTEMS SPECIALIST	9.00	10.00	11.00	1.00
43J05	DEPARTMENTAL INFORMATION SYSTEMS COORDINATOR	6.00	7.00	8.00	1.00
43J09	SENIOR DEPARTMENTAL INFORMATION SYSTEMS COORDINATOR	2.00	2.00	2.00	0.00
43J15	SUPERVISING DEPARTMENTAL INFORMATION SYSTEMS COORDINATOR	2.00	2.00	2.00	0.00
50B12	EMERGENCY MEDICAL SERVICES ANALYST	4.00	4.00	4.00	0.00
50C22	PUBLIC HEALTH MICROBIOLOGIST II	3.00	3.00	3.00	0.00
50C23	SENIOR PUBLIC HEALTH MICROBIOLOGIST	1.00	1.00	1.00	0.00
50C70	ASSISTANT DIRECTOR - PUBLIC HEALTH LABORATORY	1.00	1.00	1.00	0.00
50C80	DIRECTOR PUBLIC HEALTH LABORATORY	1.00	1.00	1.00	0.00
50C81	PUBLIC HEALTH CHEMIST	1.00	1.00	1.00	0.00
50E23	LABORATORY ASSISTANT	3.00	3.00	3.00	0.00
50F20	OCCUPATIONAL THERAPIST	1.00	1.00	1.00	0.00
50F23	OCCUPATIONAL THERAPIST-PHYSICALLY HANDICAPPED CHILDREN	3.40	3.40	3.40	0.00
50G23	PHYSICAL THERAPIST-PHYSICALLY HANDICAPPED CHILDREN	3.65	3.65	3.65	0.00
50G25	SENIOR THERAPIST-PHYSICALLY HANDICAPPED CHILDREN	0.80	1.80	1.80	0.00
50G31	SUPERVISING THERAPIST-MED THER PROG	1.00	1.00	1.00	0.00
50J01	CHRONIC DISEASE PREVENTION SPECIALIST I	24.00	24.00	24.00	0.00
50J11	CHRONIC DISEASE PREVENTION SPECIALIST II	10.00	13.00	15.00	2.00
50J21	CHRONIC DISEASE PREVENTION COORDINATOR	14.00	16.00	18.00	2.00
50K18	HEALTH PROGRAM COORDINATOR	6.00	5.00	7.00	2.00
50K19	HEALTH EDUCATION ASSISTANT	7.00	14.00	13.00	(1.00)
50K22	HEALTH EDUCATOR	1.00	0.00	0.00	0.00

Adopted FY 2023-24 to Recommended FY 2024-25 Positions

Classification Code	Classification Label	Recommended			Change
		Adopted Budget 2022-2023	Adopted Budget 2023-2024	Budget 2024-2025	
50K23	SENIOR HEALTH EDUCATOR	2.00	1.00	1.00	0.00
50L22	PUBLIC HEALTH NUTRITIONIST II	3.00	4.00	4.00	0.00
50L80	SUPERVISING PUBLIC HEALTH NUTRITIONIST	3.00	3.00	3.00	0.00
50M21	REGISTERED VETERINARY TECHNICIAN	1.00	1.50	1.50	0.00
50M80	VETERINARIAN	1.00	1.50	1.50	0.00
50N11	PUBLIC HEALTH EPIDEMIOLOGIST II	4.00	5.00	5.00	0.00
50N22	SUPERVISING PUBLIC HEALTH EPIDEMIOLOGIST	2.00	2.00	2.00	0.00
50T01	MEDICAL RECORD TECHNICIAN I	1.00	2.00	2.00	0.00
50U16	BEHAVIORAL HEALTH AIDE	25.10	25.10	26.10	1.00
50U42	MEDICAL ASSISTANT	168.00	176.00	170.00	(6.00)
52A21	CLINIC NURSE	1.00	1.00	1.00	0.00
52A22	SENIOR CLINIC NURSE	10.00	9.00	9.00	0.00
52A83	SUPERVISING CLINIC NURSE	0.00	1.00	1.00	0.00
52A94	PSYCHIATRIC NURSE PRACTITIONER	3.00	3.00	2.00	(1.00)
52A97	CLINIC NURSE PRACTITIONER	9.00	9.00	9.00	0.00
52E01	PUBLIC HEALTH LICENSED VOCATIONAL NURSE	21.00	21.00	17.00	(4.00)
52E20	DIRECTOR OF PUBLIC HEALTH NURSING	1.00	1.00	1.00	0.00
52E22	PUBLIC HEALTH NURSE II	23.00	26.00	26.00	0.00
52E23	PUBLIC HEALTH NURSE III	3.00	3.00	3.00	0.00
52E80	SUPERVISING PUBLIC HEALTH NURSE	9.75	9.75	9.75	0.00
54B04	GENERAL INTERNIST	2.00	2.00	2.00	0.00
54B12	CONTRACT PHYSICIAN	44.60	45.60	46.60	1.00
54B13	CLINIC SERVICES MEDICAL DIRECTOR	1.00	1.00	1.00	0.00
54B90	CLINIC PHYSICIAN II	5.00	4.00	3.00	(1.00)
54C03	CLINIC PHYSICIAN ASSISTANT	9.00	9.00	9.00	0.00
54C05	PSYCHIATRIC PHYSICIAN ASSISTANT	2.00	2.00	1.00	(1.00)
60A21	CLINICAL PSYCHOLOGIST	12.50	12.00	10.00	(2.00)
60B21	PSYCHIATRIC SOCIAL WORKER II	198.00	186.00	168.00	(18.00)
60B23	BEHAVIORAL HEALTH UNIT SUPERVISOR	35.00	35.00	35.00	0.00
60B25	SENIOR PSYCHIATRIC SOCIAL WORKER	26.00	36.00	39.00	3.00
60C21	SOCIAL WORKER II	1.00	1.00	1.00	0.00
60C22	SOCIAL WORKER III	55.00	60.00	68.00	8.00
60C80	SOCIAL WORK SUPERVISOR I	1.00	1.00	1.00	0.00
60I10	DEPUTY DIRECTOR BEHAVIORAL HEALTH	5.00	4.00	4.00	0.00
60L01	PATIENT RIGHTS ADVOCATE	1.00	1.00	1.00	0.00
60P21	COMMUNITY SERVICE AIDE II	26.00	27.00	11.00	(16.00)
60P22	COMMUNITY SERVICE AIDE III	5.00	7.00	14.00	7.00
60P23	COMMUNITY SERVICE AIDE IV	3.00	4.00	4.00	0.00
60V11	BEHAVIORAL HEALTH GROUP COUNSELOR II	1.00	0.00	0.00	0.00
70B03	ANIMAL CARE TECHNICIAN II	7.00	7.00	7.00	0.00
70B04	SENIOR ANIMAL CARE TECHNICIAN	1.00	1.00	1.00	0.00
72A23	BUILDING MAINTENANCE WORKER	1.00	1.00	1.00	0.00
72A81	BUILDING MAINTENANCE SUPERVISOR	0.00	1.00	1.00	0.00
80A31	SECRETARY	1.00	1.00	1.00	0.00
80A32	SENIOR SECRETARY	4.00	4.00	5.00	1.00
80A99	ADMINISTRATIVE SECRETARY- CONFIDENTIAL	1.00	1.00	1.00	0.00
80E01	OFFICE ASSISTANT I	2.00	2.00	2.00	0.00
80E21	OFFICE ASSISTANT II	11.00	11.00	11.00	0.00

Adopted FY 2023-24 to Recommended FY 2024-25 Positions

Classification Code	Classification Label	Adopted Budget 2022-2023	Adopted Budget 2023-2024	Recommended Budget 2024-2025	Change
80E22	OFFICE ASSISTANT III	20.00	24.00	23.00	(1.00)
80E80	PRINCIPAL OFFICE ASSISTANT	5.00	5.00	6.00	1.00
80E82	SUPERVISING OFFICE ASSISTANT II	1.00	1.00	1.00	0.00
80E93	SUPERVISING VITAL RECORDS SPECIALIST	1.00	1.00	1.00	0.00
80J20	ACCOUNTING CLERICAL SUPERVISOR	0.00	1.00	1.00	0.00
80J22	SENIOR ACCOUNT CLERK	6.00	6.00	5.00	(1.00)
80J30	ACCOUNTING TECHNICIAN	9.00	12.00	13.00	1.00
80K20	CLINIC OFFICE SUPERVISOR	0.00	0.00	0.00	0.00
80K25	CLINIC OPERATIONS SUPERVISOR	8.00	11.00	13.00	2.00
80L02	PATIENT SERVICES REPRESENTATIVE II	76.00	81.00	87.00	6.00
80L03	SENIOR PATIENT SERVICES REPRESENTATIVE	1.00	1.00	1.00	0.00
80L04	SUPERVISING PATIENT SERVICES REPRESENTATIVE	5.00	5.00	5.00	0.00
80M02	PATIENT ACCOUNT REPRESENTATIVE II	17.00	16.00	16.00	0.00
80M03	SENIOR PATIENT ACCOUNT REPRESENTATIVE	1.00	2.00	2.00	0.00
80M04	SUPERVISING PATIENT ACCOUNT REPRESENTATIVE	2.00	2.00	2.00	0.00
80U21	TELEPHONE OPERATOR	1.00	1.00	1.00	0.00
	Total Health	1,214.80	1,271.30	1,268.30	(3.00)
11A12	DIRECTOR OF SOCIAL SERVICES	1.00	1.00	1.00	0.00
12C13	ASSISTANT DIRECTOR SOCIAL SERVICES	1.00	1.00	1.00	0.00
14B21	ASSOCIATE PERSONNEL ANALYST	4.00	4.00	5.00	1.00
14B32	SENIOR PERSONNEL ANALYST	2.00	2.00	2.00	0.00
14B51	DEPARTMENTAL HR MANAGER-MERIT SYSTEMS	1.00	1.00	1.00	0.00
14C30	MANAGEMENT ANALYST II	20.00	20.00	19.00	(1.00)
14C31	MANAGEMENT ANALYST III	16.00	17.00	18.00	1.00
14C70	ADMINISTRATIVE SERVICES ASSISTANT	8.00	8.00	8.00	0.00
14C72	ADMINISTRATIVE SERVICES MANAGER	1.00	1.00	1.00	0.00
14G02	MANAGEMENT ANALYST I	1.00	1.00	1.00	0.00
14H03	PERSONNEL TECHNICIAN-CONFIDENTIAL	5.00	5.00	5.00	0.00
14H70	STAFF TRAINER II	12.00	12.00	12.00	0.00
14N05	ADMINISTRATIVE OPERATIONS MANAGER	1.00	1.00	1.00	0.00
16C87	BUSINESS TECHNOLOGY ANALYST II	5.00	5.00	5.00	0.00
16C88	BUSINESS TECHNOLOGY ANALYST III	1.00	2.00	2.00	0.00
16C93	BUSINESS TECHNOLOGY ANALYST IV	2.00	2.00	2.00	0.00
16F40	DEPARTMENTAL INFORMATION SYSTEMS MANAGER I	1.00	1.00	1.00	0.00
16F41	DEPARTMENTAL INFORMATION SYSTEMS MANAGER II	1.00	1.00	1.00	0.00
20B10	ACCOUNTANT I	3.00	3.00	3.00	0.00
20B11	ACCOUNTANT II	5.00	5.00	5.00	0.00
20B12	ACCOUNTANT III	1.00	1.00	1.00	0.00
20B93	FINANCE MANAGER II	2.00	2.00	2.00	0.00
20B94	FINANCE MANAGER III	1.00	1.00	1.00	0.00
20B95	FINANCE MANAGER I	0.00	1.00	1.00	0.00
25E21	ELIGIBILITY SPECIALIST II	182.00	182.00	182.00	0.00
25E22	ELIGIBILITY SPECIALIST III	111.00	111.00	111.00	0.00
25E80	ELIGIBILITY SUPERVISOR	40.00	40.00	40.00	0.00
43J05	DEPARTMENTAL INFORMATION SYSTEMS COORDINATOR	3.00	5.00	5.00	0.00

Adopted FY 2023-24 to Recommended FY 2024-25 Positions

Classification Code	Classification Label	Adopted Budget 2022-2023	Adopted Budget 2023-2024	Recommended Budget 2024-2025	Change
43J09	SENIOR DEPARTMENTAL INFORMATION SYSTEMS COORDINATOR	6.00	6.00	6.00	0.00
43J15	SUPERVISING DEPARTMENTAL INFORMATION SYSTEMS COORDINATOR	2.00	2.00	2.00	0.00
52E22	PUBLIC HEALTH NURSE II	3.00	2.00	2.00	0.00
60C22	SOCIAL WORKER III	40.00	40.00	40.00	0.00
60C24	SOCIAL WORKER V	92.00	92.00	92.00	0.00
60C80	SOCIAL WORK SUPERVISOR I	8.00	8.00	8.00	0.00
60C81	SOCIAL WORK SUPERVISOR II	19.00	19.00	19.00	0.00
60D10	SOCIAL SERVICES AIDE I	2.00	2.00	1.00	(1.00)
60D11	SOCIAL SERVICES AIDE II	66.00	66.00	66.00	0.00
60H11	EMPLOYMENT & TRAINING WORKER II	1.00	1.00	1.00	0.00
60H21	EMPLOYMENT & TRAINING WORKER III	32.00	32.00	32.00	0.00
60H31	EMPLOYMENT & TRAINING SUPERVISOR	7.00	7.00	7.00	0.00
60H32	SUPERVISING STAFF TRAINER	1.00	1.00	1.00	0.00
60I01	DEPUTY DIRECTOR SOCIAL SERVICES	4.00	4.00	4.00	0.00
60I02	PROGRAM MANAGER II	14.00	15.00	15.00	0.00
60I03	ASSISTANT DEPUTY DIRECTOR SOCIAL SERVICES	0.00	0.00	2.00	2.00
60U11	MILITARY & VETERANS REPRESENTATIVE II	2.00	2.00	2.00	0.00
60U20	MILITARY & VETERAN AFFAIRS OFFICER	1.00	1.00	1.00	0.00
60U21	MILITARY & VETERANS REPRESENTATIVE III	4.00	4.00	4.00	0.00
60X01	COMMUNITY AFFILIATION MANAGER	1.00	2.00	2.00	0.00
70A21	CUSTODIAN	1.00	1.00	1.00	0.00
70F21	COURIER	1.00	1.00	1.00	0.00
70F23	STOREKEEPER	2.00	2.00	2.00	0.00
70F79	WAREHOUSE WORKER	0.00	0.00	0.00	0.00
70F81	SUPERVISING STOREKEEPER	1.00	1.00	1.00	0.00
70F82	SUPERVISING WAREHOUSE WORKER	0.00	0.00	0.00	0.00
70N01	OFFICE MAINTENANCE WORKER	3.00	3.00	2.00	(1.00)
72A23	BUILDING MAINTENANCE WORKER	0.00	0.00	1.00	1.00
80A31	SECRETARY	13.00	13.00	13.00	0.00
80A32	SENIOR SECRETARY	6.00	5.00	5.00	0.00
80A99	ADMINISTRATIVE SECRETARY- CONFIDENTIAL	1.00	1.00	1.00	0.00
80E21	OFFICE ASSISTANT II	81.00	81.00	81.00	0.00
80E22	OFFICE ASSISTANT III	36.00	36.00	37.00	1.00
80E80	PRINCIPAL OFFICE ASSISTANT	13.00	13.00	13.00	0.00
80E81	SUPERVISING OFFICE ASSISTANT I	17.00	17.00	17.00	0.00
80E82	SUPERVISING OFFICE ASSISTANT II	2.00	2.00	3.00	1.00
80E98	PRINCIPAL CLERK-CONFIDENTIAL	0.00	0.00	0.00	0.00
80J20	ACCOUNTING CLERICAL SUPERVISOR	1.00	1.00	1.00	0.00
80J22	SENIOR ACCOUNT CLERK	1.00	0.00	0.00	0.00
80J30	ACCOUNTING TECHNICIAN	4.00	6.00	6.00	0.00
Total Social Services		919.00	925.00	929.00	4.00
11A05	LIBRARY DIRECTOR	1.00	1.00	1.00	0.00
12C04	ASSISTANT LIBRARY DIRECTOR	1.00	1.00	1.00	0.00
14C71	ADMINISTRATIVE SERVICES OFFICER	1.00	1.00	1.00	0.00
43J05	DEPARTMENTAL INFORMATION SYSTEMS COORDINATOR	1.00	1.00	1.00	0.00

Adopted FY 2023-24 to Recommended FY 2024-25 Positions

Classification Code	Classification Label	Adopted Budget 2022-2023	Adopted Budget 2023-2024	Recommended Budget 2024-2025	Change
65A31	LIBRARIAN I	1.50	1.50	1.50	0.00
65A33	LIBRARIAN II	9.00	10.00	10.00	0.00
65A40	LIBRARIAN III	4.00	4.00	3.00	(1.00)
65A85	MANAGING LIBRARIAN	2.00	2.00	2.00	0.00
80C01	LIBRARY ASSISTANT I	5.00	5.00	4.50	(0.50)
80C21	LIBRARY ASSISTANT II	27.00	27.00	28.00	1.00
80C22	LIBRARY ASSISTANT III	11.00	11.00	11.00	0.00
80J21	ACCOUNT CLERK	1.00	1.00	1.00	0.00
80J22	SENIOR ACCOUNT CLERK	1.00	1.00	1.00	0.00
Total Library		65.50	66.50	66.00	(0.50)
14C70	ADMINISTRATIVE SERVICES ASSISTANT	1.00	1.00	1.00	0.00
80A31	SECRETARY	1.00	1.00	1.00	0.00
80J30	ACCOUNTING TECHNICIAN	1.00	1.00	1.00	0.00
Total Cooperative Extension Service		3.00	3.00	3.00	0.00
11A25	HOSPITAL CHIEF EXECUTIVE OFFICER	1.00	1.00	1.00	0.00
12C28	HOSPITAL CHIEF NURSING OFFICER	1.00	1.00	1.00	0.00
12C29	HOSPITAL ASSISTANT ADMINISTRATOR	3.00	3.00	2.00	(1.00)
14A10	PROJECT MANAGER I	1.00	1.00	0.00	(1.00)
14A11	PROJECT MANAGER II	0.00	0.00	1.00	1.00
14A12	PROJECT MANAGER III	1.00	1.00	1.00	0.00
14A70	HOSPITAL REVENUE CYCLE EXAMINER	2.00	2.00	2.00	0.00
14A80	HOSPITAL DECISION SUPPORT MANAGER	1.00	1.00	1.00	0.00
14B01	PERSONNEL ANALYST	4.00	4.00	4.00	0.00
14B21	ASSOCIATE PERSONNEL ANALYST	1.00	1.00	2.00	1.00
14B28	SUPERVISING PERSONNEL ANALYST	1.00	1.00	1.00	0.00
14B32	SENIOR PERSONNEL ANALYST	3.00	3.00	3.00	0.00
14B66	DEPARTMENTAL HR MANAGER	1.00	1.00	1.00	0.00
14C30	MANAGEMENT ANALYST II	11.00	12.00	12.00	0.00
14C31	MANAGEMENT ANALYST III	5.00	5.00	5.00	0.00
14C36	HOSPITAL DECISION SUPPORT ANALYST	2.00	1.00	1.00	0.00
14C52	PATIENT FINANCIAL SERVICES DIRECTOR	3.00	3.00	3.00	0.00
14C60	HOSPITAL CHIEF FINANCIAL OFFICER	1.00	1.00	1.00	0.00
14C70	ADMINISTRATIVE SERVICES ASSISTANT	2.00	2.00	2.00	0.00
14E20	BUYER II	6.00	6.00	6.00	0.00
14E90	DIRECTOR OF MATERIAL MANAGEMENT	1.00	1.00	1.00	0.00
14G02	MANAGEMENT ANALYST I	3.00	1.00	2.00	1.00
14H03	PERSONNEL TECHNICIAN-CONFIDENTIAL	3.00	3.00	5.00	2.00
14H24	EDUCATOR AND VOLUNTEER COORDINATOR	1.00	1.00	1.00	0.00
14H60	DIRECTOR OF MARKETING AND COMMUNITY RELATIONS	1.00	1.00	1.00	0.00
14H65	MEDICAL STAFF COORDINATOR	1.00	1.00	1.00	0.00
14K26	MANAGED CARE OPERATIONS MANAGER	1.00	1.00	1.00	0.00
14K31	MANAGER OF DIAGNOSTIC IMAGING SERVICES	1.00	1.00	1.00	0.00
14K32	BEHAVIORAL HEALTH SERVICES MANAGER I	1.50	1.50	1.50	0.00
14K33	HOSP DIRECTOR OF ENGINEERING AND SAFETY	1.00	1.00	1.00	0.00
14K35	NMC HUMAN RESOURCES ADMINISTRATOR	1.00	1.00	1.00	0.00
14K43	HOSPITAL CHIEF INFORMATION OFFICER	1.00	1.00	1.00	0.00

Adopted FY 2023-24 to Recommended FY 2024-25 Positions

Classification Code	Classification Label	Adopted Budget 2022-2023	Adopted Budget 2023-2024	Recommended Budget 2024-2025	Change
14K67	HOSPITAL PURCHASING & MATERIALS SUPPORT DIRECTOR	1.00	1.00	1.00	0.00
14K72	HOSPITAL CHIEF MEDICAL INFORMATION OFFICER	0.00	1.00	1.00	0.00
14M02	HOSPITAL INTERPRETER SERVICES MANAGER	1.00	1.00	1.00	0.00
14M30	TRAUMA PROGRAM MANAGER	0.00	1.00	1.00	0.00
14M31	HOSPITAL DIRECTOR OF NURSING EDUCATION	1.00	1.00	1.00	0.00
14M32	HOSPITAL RISK ASSESSMENT AND COMPLIANCE OFFICER	1.00	0.00	0.00	0.00
14M33	HOSPITAL MEDICAL INTERPRETATION COORDINATOR	0.00	0.00	1.00	1.00
14M43	HOSPITAL PATIENT SAFETY MANAGER	0.00	1.00	1.00	0.00
14M44	HOSPITAL COMPLIANCE OFFICER	0.00	1.00	1.00	0.00
14N11	OUTPATIENT SERVICES MANAGER II	3.00	3.00	2.00	(1.00)
14N30	HOSPITAL PATIENT ADMITTING MANAGER	1.00	1.00	1.00	0.00
14N31	HOSPITAL DIRECTOR OF ENVIRONMENTAL SERVICES	1.00	1.00	1.00	0.00
14P10	DIRECTOR OF MEDICAL CENTER PHYSICIAN SERVICES	1.00	1.00	1.00	0.00
16C53	INFORMATION TECHNOLOGY SYSTEMS ANALYST I	0.00	0.00	4.00	4.00
16C55	INFORMATION TECHNOLOGY SYSTEMS ANALYST III	2.00	2.00	2.00	0.00
16C60	HOSPITAL SOFTWARE ANALYST I	0.00	0.00	0.00	0.00
16C61	HOSPITAL SOFTWARE ANALYST II	5.00	4.00	4.00	0.00
16C62	HOSPITAL SOFTWARE ANALYST III	10.00	10.00	11.00	1.00
16E50	HOSPITAL SECURITY & DATABASE ADMINISTRATOR	3.00	2.00	2.00	0.00
20B12	ACCOUNTANT III	2.00	2.00	2.00	0.00
20B91	CHIEF HOSPITAL ACCOUNTANT	1.00	1.00	1.00	0.00
20B92	HOSPITAL CONTROLLER	1.00	1.00	1.00	0.00
20B94	FINANCE MANAGER III	1.00	1.00	1.00	0.00
20B95	FINANCE MANAGER I	1.00	1.00	1.00	0.00
41K01	HOSPITAL NETWORK & SYSTEMS ENGINEER	2.00	2.00	1.00	(1.00)
43G01	INFORMATION TECHNOLOGY MANAGER	3.00	2.00	2.00	0.00
43G04	INFORMATION TECHNOLOGY PROJECT MANAGER III	2.00	2.00	2.00	0.00
43J05	DEPARTMENTAL INFORMATION SYSTEMS COORDINATOR	1.00	1.00	1.00	0.00
43M40	HOSPITAL INFORMATION SYSTEMS SUPPORT TECHNICIAN	4.00	4.00	0.00	(4.00)
50A21	PHARMACIST I	12.20	12.20	12.20	0.00
50A23	PHARMACY DIRECTOR	1.00	1.00	1.00	0.00
50A25	CLINICAL PHARMACY COORDINATOR	2.00	2.00	2.00	0.00
50D11	MEDICAL LABORATORY TECHNICIAN	1.80	1.80	1.80	0.00
50D12	CLINICAL LABORATORY ASSISTANT	17.90	17.90	21.90	4.00
50D13	SENIOR CLINICAL LABORATORY ASSISTANT	2.00	2.00	2.00	0.00
50D21	CLINICAL LABORATORY SCIENTIST	15.00	15.00	15.00	0.00
50D22	SENIOR CLINICAL LABORATORY SCIENTIST	9.00	9.00	8.00	(1.00)
50D23	SUPERVISING CLINICAL LABORATORY SCIENTIST	2.00	2.00	2.00	0.00

Adopted FY 2023-24 to Recommended FY 2024-25 Positions


Classification Code	Classification Label	Adopted Budget 2022-2023	Adopted Budget 2023-2024	Recommended Budget 2024-2025	Change
50D80	CLINICAL LABORATORY MANAGER	1.00	1.00	1.00	0.00
50F10	SUPERVISING THERAPIST	2.00	2.00	2.00	0.00
50F20	OCCUPATIONAL THERAPIST	11.40	11.40	11.40	0.00
50G11	PHYSICAL THERAPIST	13.80	13.80	13.80	0.00
50G41	SPEECH PATHOLOGIST	6.00	6.00	6.00	0.00
50G95	REHABILITATIVE SERVICES MANAGER	1.00	1.00	1.00	0.00
50K19	HEALTH EDUCATION ASSISTANT	4.00	5.00	5.00	0.00
50K23	SENIOR HEALTH EDUCATOR	0.00	1.00	2.00	1.00
50P21	RESPIRATORY CARE PRACTITIONER	22.90	22.00	22.00	0.00
50P22	SENIOR RESPIRATORY CARE PRACTITIONER	1.00	1.00	1.00	0.00
50P24	SUPERVISING RESPIRATORY CARE PRACTITIONER	1.00	1.00	1.00	0.00
50P80	DIRECTOR OF RESPIRATORY CARE SERVICES	1.00	1.00	1.00	0.00
50R18	INTERVENTIONAL RADIOLOGIC TECHNOLOGIST	0.00	4.90	5.60	0.70
50R20	SENIOR INTERVENTIONAL RADIOLOGIC TECHNOLOGIST	0.00	1.00	1.00	0.00
50R21	RADIOLOGIC TECHNOLOGIST	27.00	21.40	21.40	0.00
50R22	SENIOR RADIOLOGIC TECHNOLOGIST	5.00	5.00	5.00	0.00
50R25	DIAGNOSTIC IMAGING SUPERVISOR	2.00	2.00	2.00	0.00
50R31	SONOGRAPHER	8.60	5.60	6.60	1.00
50R32	SENIOR SONOGRAPHER	1.00	1.00	1.00	0.00
50R35	CARDIAC SONOGRAPHER	0.00	3.00	4.50	1.50
50R41	NUCLEAR MEDICINE TECHNOLOGIST	1.00	1.00	1.00	0.00
50T03	HEALTH INFORMATION MANAGEMENT CODER II	7.00	8.00	9.00	1.00
50T22	HEALTH INFORMATION MANAGEMENT CODING SUPERVISOR	1.00	1.00	1.00	0.00
50T33	HEALTH INFORMATION MANAGEMENT DATA INTEGRITY EXAMINER	0.00	0.00	0.00	0.00
50T41	DIRECTOR OF HEALTH INFORMATION MANAGEMENT	1.00	1.00	1.00	0.00
50U17	PHYSICAL THERAPIST ASSISTANT	6.00	6.00	6.00	0.00
50U18	PHARMACY TECHNICIAN	13.30	14.10	14.10	0.00
50U20	NURSING ASSISTANT	106.60	106.80	102.20	(4.60)
50U22	HEALTH CARE TECHNICIAN	1.60	0.70	0.00	(0.70)
50U23	OBSTETRICAL TECHNICIAN	6.30	6.30	6.30	0.00
50U25	ORTHOPEDIC TECHNICIAN	1.00	2.00	2.00	0.00
50U26	SENIOR OBSTETRICAL TECHNICIAN	0.90	0.90	0.90	0.00
50U27	SURGICAL TECHNICIAN	11.60	11.60	11.60	0.00
50U28	SENIOR PHARMACY TECHNICIAN	2.00	2.00	2.00	0.00
50U29	ENDOSCOPY TECHNICIAN	1.90	1.90	1.90	0.00
50U30	DIETITIAN AIDE	8.50	6.00	6.00	0.00
50U31	ANESTHESIA TECHNICIAN	1.80	1.80	1.80	0.00
50U42	MEDICAL ASSISTANT	2.00	3.70	7.70	4.00
50U43	CENTRAL STERILE TECHNICIAN	5.80	5.80	0.00	(5.80)
50U44	SENIOR CENTRAL STERILE TECHNICIAN	1.00	1.00	0.00	(1.00)
50U45	CERTIFIED STERILE PROCESSING TECHNICIAN	0.00	0.00	5.80	5.80
50U46	SENIOR CERTIFIED STERILE PROCESSING TECHNICIAN	0.00	0.00	1.00	1.00
50U51	TELEMETRY TECHNICIAN	4.70	4.70	5.70	1.00

Adopted FY 2023-24 to Recommended FY 2024-25 Positions

Classification Code	Classification Label	Recommended			Change
		Adopted Budget 2022-2023	Adopted Budget 2023-2024	Budget 2024-2025	
50Y21	DIETITIAN	5.40	5.40	5.40	0.00
50Y31	SUPERVISING DIETITIAN	1.00	1.00	1.00	0.00
52A02	LICENSED VOCATIONAL NURSE	11.30	10.80	12.80	2.00
52A16	SUPERVISING NURSE I	15.40	15.40	15.40	0.00
52A17	SUPERVISING NURSE II	1.90	1.90	1.90	0.00
52A19	STAFF NURSE II	368.05	385.15	374.60	(10.55)
52A20	STAFF NURSE III	37.40	37.40	39.30	1.90
52A21	CLINIC NURSE	3.00	3.00	3.00	0.00
52A22	SENIOR CLINIC NURSE	13.60	13.60	14.90	1.30
52A31	INFECTION CONTROL NURSE	2.00	2.00	2.00	0.00
52A33	CASE MANAGEMENT NURSE	15.00	13.50	14.50	1.00
52A34	UTILIZATION MANAGEMENT COORDINATOR	2.00	2.00	2.00	0.00
52A40	HOSPITAL NURSE AUDITOR	0.00	0.00	0.00	0.00
52A50	HOSPITAL QUALITY ASSURANCE NURSE	8.90	8.40	8.40	0.00
52A60	CLINICAL NURSE SPECIALIST	4.00	4.00	4.00	0.00
52A83	SUPERVISING CLINIC NURSE	2.00	2.00	2.00	0.00
52A84	QUALITY/COMPLIANCE ADMINISTRATOR	1.00	1.00	1.00	0.00
52A88	NURSING SERVICES DIVISION MANAGER	6.00	6.00	6.00	0.00
52A89	ADMIN NURSE/HOUSE SUPV	6.30	6.30	6.30	0.00
52A92	NURSING SERVICES UNIT MANAGER	3.00	2.00	2.00	0.00
52A96	DIRECTOR OF SURGICAL SERVICES	1.00	1.00	1.00	0.00
52A97	CLINIC NURSE PRACTITIONER	2.40	2.00	2.00	0.00
52A98	HOSPITAL NURSE PRACTITIONER	12.80	12.50	14.50	2.00
54A03	RESIDENT PHYSICIAN III	33.00	33.00	33.00	0.00
54B10	CHIEF OB/GYN SURGEON	1.00	1.00	1.00	0.00
54B11	UROLOGIST	0.00	0.00	1.00	1.00
54B12	CONTRACT PHYSICIAN	61.00	59.50	65.10	5.60
54B15	NEUROSURGEON	1.00	1.00	1.00	0.00
54B16	TRAUMA SURGEON	3.00	3.00	2.00	(1.00)
54B17	VASCULAR SURGEON	1.00	1.00	1.00	0.00
54B70	HOSPITAL CHIEF MEDICAL OFFICER	2.00	2.00	1.00	(1.00)
54B82	CHIEF OF SURGERY	1.00	1.00	1.00	0.00
54B92	ASSISTANT DIRECTOR FAMILY PRACTICE RESIDENCY PROGRAM	1.00	1.00	1.00	0.00
54C03	CLINIC PHYSICIAN ASSISTANT	2.00	1.00	3.00	2.00
60B21	PSYCHIATRIC SOCIAL WORKER II	5.90	6.90	6.90	0.00
60C24	SOCIAL WORKER V	6.00	6.00	6.00	0.00
60C81	SOCIAL WORK SUPERVISOR II	2.00	2.00	2.00	0.00
65A22	MEDICAL LIBRARIAN	1.00	0.00	0.00	0.00
70A10	HOSPITAL ENVIRONMENTAL SERVICES AIDE	59.90	59.90	59.90	0.00
70A12	HOSPITAL SENIOR ENVIRONMENTAL SERVICES AIDE	3.80	3.80	3.80	0.00
70A13	HOSPITAL SUPERVISING ENVIRONMENTAL SERVICES AIDE	2.00	2.00	2.00	0.00
70C20	SENIOR GROUNDSKEEPER	0.00	0.00	1.00	1.00
70C21	GROUNDSKEEPER	1.00	1.00	0.00	(1.00)
70F21	COURIER	1.00	1.00	1.00	0.00
70F23	STOREKEEPER	16.00	13.00	13.00	0.00
70F81	SUPERVISING STOREKEEPER	2.00	2.00	2.00	0.00
70K21	FOOD SERVICE WORKER II	18.50	18.50	19.50	1.00
70K23	COOK	5.00	5.00	5.00	0.00

Adopted FY 2023-24 to Recommended FY 2024-25 Positions

Classification Code	Classification Label	Adopted Budget 2022-2023	Adopted Budget 2023-2024	Recommended Budget 2024-2025	Change
70K25	SENIOR COOK	2.00	2.00	2.00	0.00
70K80	HEAD COOK	2.00	2.00	2.00	0.00
70K84	HOSPITAL DIRECTOR OF FOOD SERVICES	1.00	1.00	1.00	0.00
70M02	PATIENT TRANSPORTER	6.00	6.00	6.00	0.00
72A23	BUILDING MAINTENANCE WORKER	1.00	1.00	1.00	0.00
72A24	MAINTENANCE PAINTER	2.00	2.00	2.00	0.00
72A80	HOSPITAL MAINTENANCE SUPERVISOR	1.00	1.00	1.00	0.00
72A87	PHYSICAL PLANT MANAGER	1.00	1.00	1.00	0.00
72C19	HOSPITAL MAINTENANCE MECHANIC	9.00	9.00	9.00	0.00
80A32	SENIOR SECRETARY	6.00	6.00	7.00	1.00
80A33	ADMINISTRATIVE SECRETARY	2.00	2.00	2.00	0.00
80A34	SENIOR SECRETARY-CONFIDENTIAL	1.00	1.00	1.00	0.00
80A99	ADMINISTRATIVE SECRETARY- CONFIDENTIAL	4.00	3.00	3.00	0.00
80E21	OFFICE ASSISTANT II	7.50	7.00	7.00	0.00
80E22	OFFICE ASSISTANT III	17.30	16.30	16.30	0.00
80E80	PRINCIPAL OFFICE ASSISTANT	15.25	17.25	20.25	3.00
80E81	SUPERVISING OFFICE ASSISTANT I	1.00	1.00	1.00	0.00
80E82	SUPERVISING OFFICE ASSISTANT II	2.00	2.00	2.00	0.00
80G21	DATA ENTRY OPERATOR II	1.00	1.00	1.00	0.00
80J19	CASHIER	1.00	1.00	0.00	(1.00)
80J20	ACCOUNTING CLERICAL SUPERVISOR	1.00	1.00	1.00	0.00
80J22	SENIOR ACCOUNT CLERK	4.00	4.00	4.00	0.00
80J30	ACCOUNTING TECHNICIAN	3.00	4.00	4.00	0.00
80K21	MEDICAL UNIT CLERK	28.60	29.60	29.60	0.00
80K23	HOSPITAL MEDICAL INTERPRETER	10.00	9.00	11.60	2.60
80K25	CLINIC OPERATIONS SUPERVISOR	0.00	0.00	2.00	2.00
80L01	PATIENT SERVICES REPRESENTATIVE I	0.60	0.60	0.00	(0.60)
80L02	PATIENT SERVICES REPRESENTATIVE II	61.70	58.10	63.70	5.60
80L03	SENIOR PATIENT SERVICES REPRESENTATIVE	4.00	4.00	4.00	0.00
80L04	SUPERVISING PATIENT SERVICES REPRESENTATIVE	3.00	4.00	4.00	0.00
80M02	PATIENT ACCOUNT REPRESENTATIVE II	30.30	30.40	30.40	0.00
80M03	SENIOR PATIENT ACCOUNT REPRESENTATIVE	3.00	3.00	3.00	0.00
80M05	PATIENT ACCOUNT MANAGER	2.00	2.00	2.00	0.00
80U11	HOSPITAL COMMUNICATIONS OPERATOR II	7.00	7.00	7.00	0.00
80U14	HOSPITAL SUPERVISING COMMUNICATIONS OPERATOR	1.00	1.00	1.00	0.00
Total Natividad Medical Center		1,466.90	1,473.00	1,501.75	28.75
Grand Total		5,737.20	5,844.30	5,891.55	47.25



This page intentionally left blank.

Board of Supervisors

Department Overview:

Monterey County is governed by five supervisors elected by district to represent the distinct needs of individual districts as well as the County in its entirety. District One, represented by Supervisor Luis A. Alejo, encompasses the urban east, west, north, and downtown areas of the City of Salinas. District Two, an area spanning from Boronda north through Castroville and Pajaro to the Santa Cruz County line, is represented by Supervisor Glenn Church. Supervisor Chris Lopez represents District Three, which includes a small part of east Salinas, the four Salinas Valley cities of Gonzales, Greenfield, Soledad, and King City, and south to the San Luis Obispo County line. District Four, represented by Supervisor Wendy Root Askew, includes south Salinas, Fort Ord, and the cities of Marina, Seaside, Del Rey Oaks, and Sand City. Supervisor Mary Adams represents District Five, covering the Highway 68 corridor, Carmel Valley and Pebble Beach, the cities of Carmel-by-the-Sea, Monterey, and Pacific Grove, and south along the Big Sur coastline.

Program and Functions:

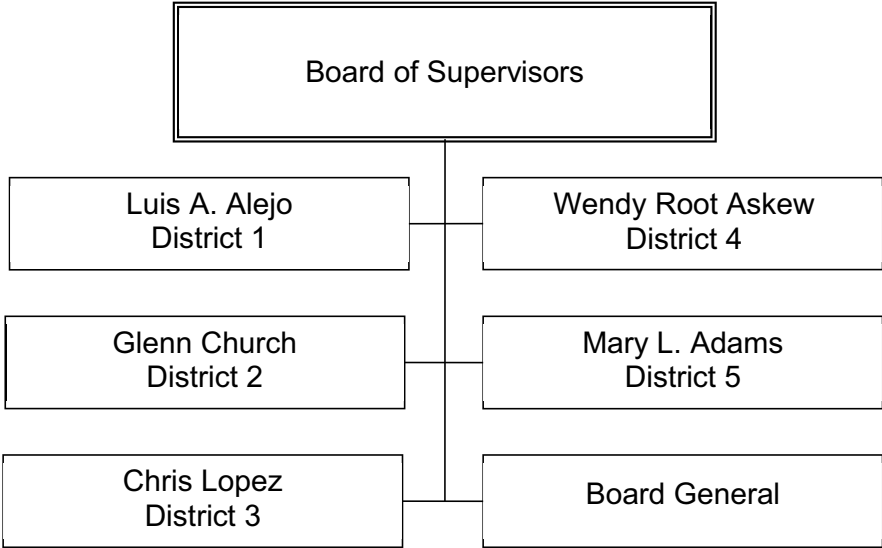
The Board of Supervisors is responsible for establishing and directing the implementation of policies consistent with public needs and the requirements of State and federal laws. As the governing body of Monterey County, the Board of Supervisors also acts in the capacity of the Board of Directors of the Monterey County Water Resources Agency and as the governing Board of the Successor Agency and Housing Successor Agency of the County Redevelopment Agency. Board members provide review and policy guidance through committees of the Board of Supervisors, including the Budget, Health, Housing & Human Services, Capital Improvement, Legislative, Human Resources, Economic Development, and Alternative Energy and the Environment Committees. Additionally, Board members represent the interests of Monterey County as members of numerous local and regional committees, boards, and special districts. District Offices coordinate Board business through the Clerk of the Board and the County Administrative Office. The Board of Supervisors' budget provides for the payment of salaries and benefits to Board members and their staff, as well as costs for countywide internal services, such as information technology, telecommunications, general liability insurance, and workers' compensation insurance. Appropriations also provide for expenses related to the business needs of each district, including office supplies, equipment and maintenance, and travel requirements.

Department's Contributions to Monterey County's Strategic Initiatives:

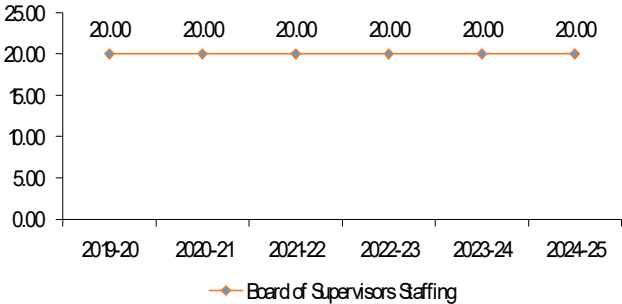
The Board of Supervisors develops and adopts the Strategic Initiatives setting forth policies, key objectives and performance measures for Economic Development, Administration, Health and Human Services, Infrastructure, and Public Safety.



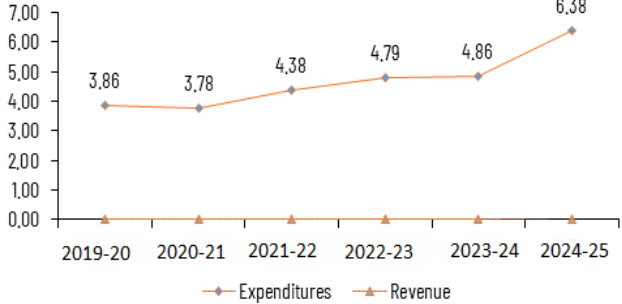
Operating Budget: \$6,382,790
Positions (FTEs): 20.00



Staffing Trends



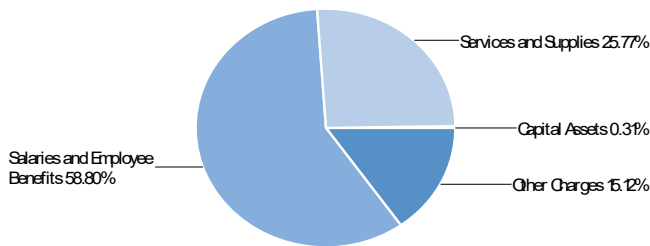
Expenditure/Revenue History (in millions)



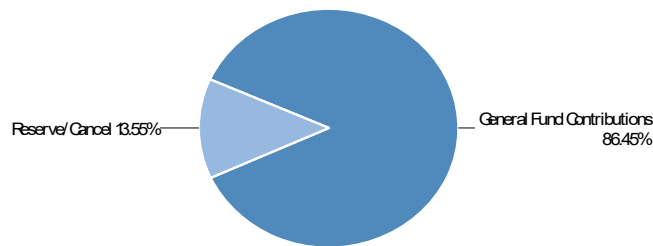
Performance Measures

This department does not have performance measures.

Use of Funds



Source of Funds



Use of Funds

Expenditures	Prior Year 2022-2023	Adopted Budget 2023-2024	CY Estimate 2023-2024	Requested Budget 2024-2025	Recommended Budget 2024-2025	Recommended Change from Adopted
Salaries and Employee Benefits	\$3,586,414	\$3,578,756	\$3,660,602	\$3,804,580	\$3,752,972	\$174,216
Services and Supplies	\$355,076	\$585,999	\$409,967	\$645,136	\$1,645,136	\$1,059,137
Other Charges	\$837,715	\$773,756	\$774,401	\$965,182	\$965,182	\$191,426
Capital Assets	\$11,638	\$19,500	\$19,500	\$19,500	\$19,500	—
Subtotal	\$4,790,842	\$4,958,011	\$4,864,470	\$5,434,398	\$6,382,790	\$1,424,779

Source of Funds

Revenues	Prior Year 2022-2023	Adopted Budget 2023-2024	CY Estimate 2023-2024	Requested Budget 2024-2025	Recommended Budget 2024-2025	Recommended Change from Adopted
Charges for Services	\$579	—	—	—	—	—
Miscellaneous Revenues	\$73	—	\$40	—	—	—
Subtotal	\$652	—	\$40	—	—	—
General Fund Contributions	\$4,790,190	\$4,958,011	\$4,864,430	\$4,434,398	\$5,382,790	\$424,779
Reserves/Cancel	—	—	—	\$1,000,000	\$1,000,000	\$1,000,000
Total Source of Funds	\$4,790,842	\$4,958,011	\$4,864,470	\$5,434,398	\$6,382,790	\$1,424,779

Summary of Recommendation

The County Administrative Office (CAO) prepares the budget for the Board of Supervisors, working with district staff to identify funding requirements. The FY 2024-25 Recommended Budget includes appropriations for each Board district to meet salary and benefits requirements at a level consistent with negotiated salary, benefits, and earned step increases. Appropriations also provide for fixed, non-discretionary expenditures and day-to-day business-related costs necessary to meet district and County representation requirements.

Recommended appropriations total \$6,382,790, an increase of \$1,424,779 (29%) above the FY 2023-24 Adopted Budget. The increase is attributed to a raise in earned salaries, pension contributions, health insurance, general liability, cost plan costs and funding for non-profit needs.

Budget Impacts

The Recommended Budget maintains status quo staffing and operations.

Prior Year Accomplishments

The Board of Supervisors adopted Strategic Initiatives setting forth policies, key objectives and performance measures for Economic Development, Administration, Health and Human Services, Infrastructure, and Public Safety:

Economic Development- "Enhancing the well-being and prosperity of Monterey County Residents"

Strategic Initiative: Through collaboration, strengthen economic development to ensure a diversified and healthy economy.

Administration- "Efficient and Effective Government Operations"

Strategic Initiative: Promote an organization that practices efficient and effective resource management and is recognized for responsiveness, strong customer orientation, accountability and transparency.

Health and Human Services- "Health and Wellness for Monterey County Residents"

Strategic Initiative: Improve health and quality of life through County supported policies, programs, and services; promoting access to equitable opportunities for healthy choices and healthy environments in collaboration with communities.

Infrastructure- "Meeting our Facilities, Water, Technology and Transportation Needs"

Strategic Initiative: Plan and develop a sustainable, physical infrastructure that improves the quality of life for County residents and supports economic development results.

Public Safety- "Creating Safe Communities"

Strategic Initiative: Create a safe environment for people to achieve their potential, leading businesses and communities to thrive and grow while reducing violent crimes.

Budget Year Goals

Continue implementation of adopted Strategic Initiatives and Key Objectives, which assure that County functions are performed to consistently meet Board-adopted goals on behalf of Monterey County citizens. The Board will remain actively engaged with directing and achieving policy area Strategic Initiatives to meet key objectives.

Pending Issues

The Strategic Initiatives and Key Objectives are in the process of being updated.

Policy Considerations

There are no policy considerations.

Appropriation Expenditure Detail

	Prior Year 2022-2023	Adopted Budget 2023-2024	CY Estimate 2023-2024	Requested Budget 2024-2025	Recommended Budget 2024-2025	Recommended Change from Adopted	Fund Code	Budget Unit Code
Board-General (BOA001)	\$983,644	\$1,013,841	\$982,394	\$1,259,718	\$1,259,718	\$245,877	001	8012
District 1 (BOA001)	\$777,877	\$784,934	\$772,042	\$834,936	\$1,024,142	\$239,208	001	8013
District 2 (BOA001)	\$694,384	\$784,934	\$743,453	\$834,936	\$1,025,874	\$240,940	001	8014
District 3 (BOA001)	\$804,595	\$804,434	\$867,035	\$834,936	\$1,023,955	\$219,521	001	8015
District 4 (BOA001)	\$733,548	\$784,934	\$737,444	\$834,936	\$1,024,854	\$239,920	001	8016
District 5 (BOA001)	\$796,793	\$784,934	\$762,102	\$834,936	\$1,024,247	\$239,313	001	8017
Subtotal	\$4,790,842	\$4,958,011	\$4,864,470	\$5,434,398	\$6,382,790	\$1,424,779		

Budget Units

	Prior Year 2022-2023	Adopted Budget 2023-2024	CY Estimate 2023-2024	Requested Budget 2024-2025	Recommended Budget 2024-2025	Recommended Change from Adopted
Board-General	\$983,644	\$1,013,841	\$982,394	\$1,259,718	\$1,259,718	\$245,877
District 1	\$777,877	\$784,934	\$772,042	\$834,936	\$1,024,142	\$239,208
District 2	\$694,384	\$784,934	\$743,453	\$834,936	\$1,025,874	\$240,940
District 3	\$804,595	\$804,434	\$867,035	\$834,936	\$1,023,955	\$219,521
District 4	\$733,548	\$784,934	\$737,444	\$834,936	\$1,024,854	\$239,920
District 5	\$796,793	\$784,934	\$762,102	\$834,936	\$1,024,247	\$239,313
Subtotal	\$4,790,842	\$4,958,011	\$4,864,470	\$5,434,398	\$6,382,790	\$1,424,779

Adopted FY 2023-24 to Recommended FY 2024-25 Positions

Classification Code	Classification Label	Adopted Budget 2022-2023	Adopted Budget 2023-2024	Recommended Budget 2024-2025	Change
10A01	BOARD OF SUPERVISORS CHAIRMAN	1.00	1.00	1.00	0.00
10A02	BOARD OF SUPERVISORS MEMBER	4.00	4.00	4.00	0.00
14H02	BOARD OF SUPERVISORS POLICY ANALYST	5.00	10.00	10.00	0.00
14H10	BOARD OF SUPERVISORS CHIEF OF STAFF	5.00	5.00	5.00	0.00
80A90	BOARD OF SUPERVISORS EXECUTIVE ASSISTANT	5.00	0.00	0.00	0.00
	Total	20.00	20.00	20.00	0.00

Emergency Management

Departmental Overview:

The Department of Emergency Management (DEM) leads and coordinates major countywide services including community disaster preparedness, public preparedness education, emergency planning, public employees' emergency and disaster skills development, response planning, alert and warning, operational area incident response management and short-term recovery. The Department develops and sustains effective relationships with residents, County departments, cities, special districts, state and federal agencies, community-based organizations, and other allied stakeholder organizations.

Program and Functions:

The Department has been developing 8 service and program functions throughout the first fiscal year as a new County department: Administrative Services is responsible for management and coordination of internal administrative functions for the Department and supports the Operational Area Emergency Council. Finance and Grant Services is responsible for applying for and administering Department of Homeland Security (DHS), FEMA and CalOES grants and leadership in navigating post-disaster cost recovery on behalf of partners and stakeholders. Community Resilience Program is responsible for developing and implementing a robust Community Resilience Plan detailing 61 initiatives for creating stronger communities and disaster preparedness through education and outreach. Emergency Services Planning Program is responsible for developing and maintaining the Operational Area Emergency Operations Plan, functional annexes, hazard annexes, County's Continuity of Operations Plan (COOP) Program, hazard mitigation strategies, and long-term strategic planning. Training and Exercise Program is responsible for building a Disaster Service Worker training program and conducting training for County staff and Operational Area jurisdictions and facilitating exercises to validate plans and training. The 24/7 Duty Officer program staff manages emergency resources during incidents as the point of contact and action agent for all threat notifications and public warning missions and the on-scene liaison to County departments, municipalities, and special districts. Alert & Warning Program maintains the 24/7 communications technology, policies, training, multi-jurisdictional coordination that enables delivery of public warnings via the Alert Monterey County, Wireless Emergency Alert, Emergency Alert System, and National Oceanic and Atmospheric Administration (NOAA) weather radio system. Emergency Operations Center is managed and maintained by the Department including the facility and systems, department response fleet vehicles, and coordinating services provided in an emergency, including but not limited to mass care, commodity distribution, transportation, environmental health, infrastructure protection, communications, Community Emergency Response Teams, situational assessment, information dissemination, and planning.

Department's Contributions to County of Monterey's Strategic Initiatives:

Encouraging municipalities to consider health equity and "Health in All Policies" in future community development plans. Conducting ongoing quality improvement activities; using customer satisfaction survey results to improve public services. Ensuring equitable access to physical and emotional health services and working with community partners to address the root causes of health disparities. Assuring well water, stream, and beach water quality through ongoing testing and public information announcements. Promoting protective factors against violence; advocating for the use of safety equipment and safe routes to school; assuring timely and appropriate pre-hospital transportation; and responding to disasters.



Emergency Management

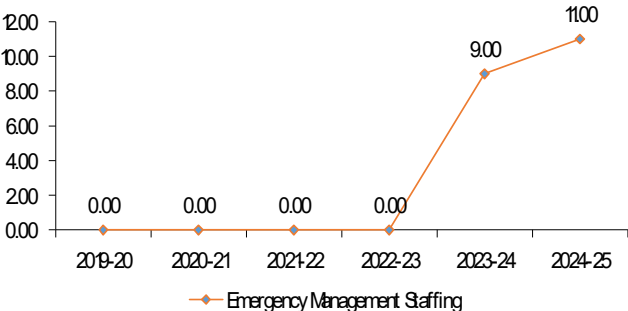


Operating Budget: \$11,503,217
Positions (FTEs): 11.00

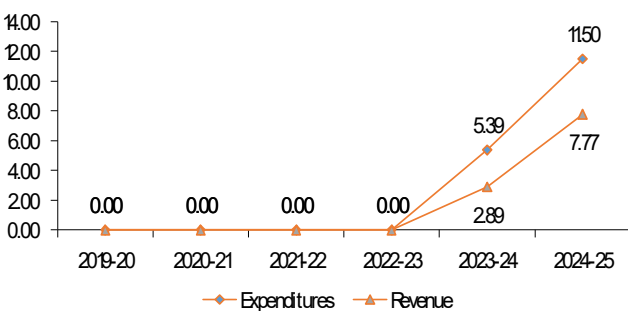
Kelsey Scanlon
Director of Emergency Management

Department of Emergency Management

Staffing Trends



Expenditure/Revenue History (in millions)

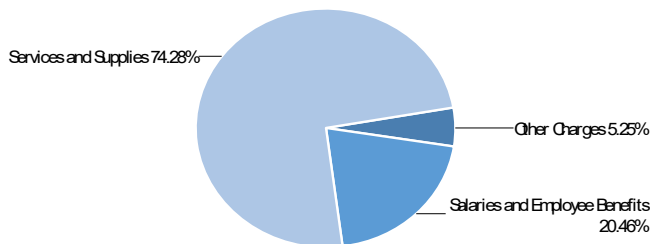


Performance Measures

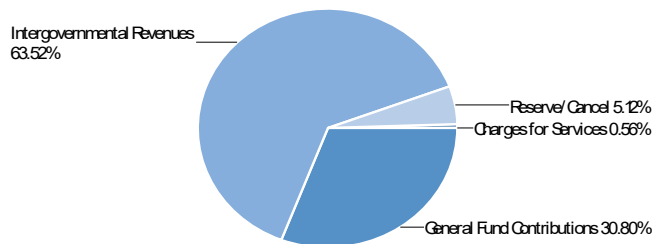
DEM leads and coordinates major countywide services including community disaster preparedness, public preparedness education, emergency planning, public employees’ emergency and disaster skills development, response planning, alert and warning, operational area incident response management and short-term recovery.

Key Performance Measures	2021-22 Actual	2022-23 Actual	2023-24 Mid-Year
Emergency Alerts Disseminated	N/A	200	195
Local Emergencies Proclaimed	N/A	3	2
Plans Developed or Updated	N/A	4	0

Use of Funds



Source of Funds



Use of Funds

Expenditures	Prior Year 2022-2023	Adopted Budget 2023-2024	CY Estimate 2023-2024	Requested Budget 2024-2025	Recommended Budget 2024-2025	Recommended Change from Adopted
Salaries and Employee Benefits	—	\$1,636,365	\$1,817,336	\$2,369,189	\$2,353,971	\$717,606
Services and Supplies	—	\$2,118,091	\$2,718,006	\$8,545,130	\$8,545,130	\$6,427,039
Other Charges	—	\$796,954	\$797,627	\$604,116	\$604,116	\$(192,838)
Capital Assets	—	\$27,291	\$52,330	—	—	\$(27,291)
Subtotal	—	\$4,578,701	\$5,385,299	\$11,518,435	\$11,503,217	\$6,924,516

Source of Funds

Revenues	Prior Year 2022-2023	Adopted Budget 2023-2024	CY Estimate 2023-2024	Requested Budget 2024-2025	Recommended Budget 2024-2025	Recommended Change from Adopted
Revenue from Use of Money & Property	—	\$6,444	\$6,444	\$6,444	\$6,444	—
Intergovernmental Revenues	—	\$1,359,239	\$2,815,093	\$7,696,970	\$7,696,970	\$6,337,731
Charges for Services	—	\$68,000	\$68,000	\$68,000	\$68,000	—
Subtotal	—	\$1,433,683	\$2,889,537	\$7,771,414	\$7,771,414	\$6,337,731
Fund Balance	—	—	—	—	—	—
General Fund Contributions	—	\$3,145,018	\$2,495,762	\$3,126,667	\$3,111,449	\$(33,569)
Reserves/Cancel	—	—	—	\$620,354	\$620,354	\$620,354
Total Source of Funds	—	\$4,578,701	\$5,385,299	\$11,518,435	\$11,503,217	\$6,924,516

Summary of Recommendation

The FY 2024-25 Recommended Budget for the Department of Emergency Management is \$11,503,217, financed by program revenues of \$7,771,414, a General Fund Contribution of \$3,111,449 and \$620,354 in restricted revenues. This is an increase of \$6,924,516 as the Department expands and receives additional grants in the amount of \$6,337,731. The department added a Management Analyst II and Emergency Services Manager during the course of FY 2023-2024 to implement new grants, including a five year Prepare California Jumpstart Initiative grant, to bring its full time equivalent positions to 11 FTEs.

The Recommended Budget includes \$1,450,707 in augmentations: to expedite the activation of the Emergency Operations Center if a disaster is proclaimed (\$600,000), to contract a consultant for assistance with the FEMA Public Assistance claim reimbursement process (\$550,000), to manage AB102 flood recovery efforts in Pajaro (\$140,707), to update the County’s Emergency Operations Plan (\$125,000), and to facilitate the Department’s Strategic Plan (\$35,000).

Budget Impacts

The Recommended Budget includes funding for core operations and crucial augmentations as the new Department’s responsibilities increase.

Prior Year Accomplishments

FY 2023-24 was a significant year for the Department of Emergency Management. On December 7, 2022, the County of Monterey Board of Supervisors created the Department of Emergency Management, Chapters 2.12 and 2.68 of the Monterey County Code. The Department transitioned from a division of the County Administrative Office to a standalone department of the County of Monterey. The department status began on December 31, 2022, and the department budget went into effect July 1, 2023.

Incidents and Emergencies

The Department responded to approximately 40 incidents and emergencies throughout the Operational Area, of which three (3)

events resulted in a proclamation of the existence of a local emergency. These include: 2024 March Winter Storm, 2024 February Winter Storm & Power Disruption, 2024 January Winter Storm & Big Sur landslide, 2023 March Winter Storm and Atmospheric River Event (Pineapple Express) (Continued), 2023 January Winter Storm and Atmospheric River Event (Continued).

Accomplishments

The Office of Emergency Services fully transitioned to the Department of Emergency Management and operated in its first year as a standalone department in FY 2023-24.

An atmospheric river event brought heavy rain leading to a breach of the Salinas River Levee system on March 10, 2023. To assist displaced residents of inundated homes, DEM provided short-term and long-term recovery services and resources to the community of Pajaro including curbside debris removal, comfort and hygiene hubs, recovery resource centers, congregate shelters, non-congregate shelters, and community listening sessions.

Successfully conducted live tests of the new Alert & Warning (A&W) system as part of a comprehensive effort to evaluate the Genasys GEM A&W platform. The department began the transition to the new platform in January 2024.

DEM worked with the County Administrative Office, Department of Human Resources, and Information Technology Department to evaluate and more fully develop the County Disaster Service Worker Program policies, procedures, organization, and training.

Hosted the annual Countywide Winter Season and Wildfire Season Coordination meetings to share information among County departments, first responder agencies, municipal jurisdictions, and non-profit stakeholders.

Budget Year Goals

Pajaro Long-Term Recovery: In December 2023, the Board authorized the Director of the Department of Emergency Management to take all steps necessary to implement and administer the grant of \$20,000,000 from the California Office of Emergency Services via the 2023 Winter Storm Flood Relief (WS) Program #WS23 01 0270. This program is the highest priority of the Department in 2024, in addition to developing long-term recovery efforts and community outreach.

Emergency Operations Center: The Department will continue to maintain operational readiness of the EOC and prioritize the activation of the Emergency Operations Center, as appropriate, in response to new and emerging threats or hazards. This includes the evaluation and development of response capacity and capabilities related to disaster logistics.

2025 Emergency Operations Plan Update: When threatened by any hazard, citizens expect elected or appointed leaders to take immediate action to help them resolve the problem. Citizens expect the government to marshal its resources, channel the efforts of the whole community, including voluntary organizations and the private sector, and, if necessary, solicit assistance from outside the jurisdiction. The Monterey County Operational Area Emergency Operations Plan was first written in 2007, updated in 2014, and updated and adopted again

by the Board of Supervisors in 2020. DEM plans to commence the fourth EOP in FY 2024-25 in anticipation of the 2025 expiration date.

Disaster Service Worker Program: As public employees, County of Monterey employees are Disaster Service Workers (DSW) and may be called upon in the event of a disaster. DEM will be organizing and training Disaster Service Workers to serve in a disaster through collaboration with the County Administrative Office and Human Resources Department.

Community Organizations Active in Disasters (COAD): The 2023 Winter Storms highlighted the various ways in which the Community Based Organizations and Non-Profit Organizations can solve unique challenges outside of the scope of government disaster services. DEM will be working with stakeholders to develop and establish a County COAD.

Community Emergency Response Teams (CERT): Individual emergency preparedness continues to be a cornerstone of community resilience, especially considering the increasing frequency of inclement weather, extreme heat, wildfires, and the high probability of a major earthquake for our region. Currently, there are only four (4) CERTS in the Operational Area: Carmel Valley, Monterey Peninsula, Big Sur, and Lockwood. Developing new and supporting current Community Emergency Response Teams (CERT) is a top priority of DEM.

Youth Preparedness Program: DEM will be collaborating with the Monterey County Office of Education to roll out a Monterey County Cares for Kids youth emergency preparedness program and provide age-appropriate disaster preparedness education in classrooms.

Cost Recovery and Grant Administration: DEM's fiscal responsibilities have continued to expand due to the significance of the multiple federal disasters that occurred in 2023 and the County's exhaustive and robust efforts to protect lives and property. Considerable effort has and will continue to be committed to effective cost recovery of FEMA's Public Assistance grant program.

Pending Issues

The Department is responsible for coordinating and providing general oversight of financial cost recovery of eligible expenses related to disasters. At present, the Department is still processing reimbursements from projects affiliated with the following Gubernatorial Declarations: DR-4699 2023 Winter Storms & Levee Breach, DR-4683 2022-23 Severe Winter Storms, Flooding, Landslides, and Mudslides, DR-4558 2020 Wildfires, DR-4482 2020 COVID-19, DR-4434 2019 Winter Storms, DR-4301 2017 Winter Storms.

Recovery initiatives in the unincorporated township of Pajaro have and will continue to be an on-going effort that will place additional staffing and workload demands on the department. Some non-essential or unmandated functions may be suspended to prioritize recovery needs for the community of Pajaro.

Policy Considerations

There are no policy considerations.

Appropriation Expenditure Detail

	Prior Year 2022-2023	Adopted Budget 2023-2024	CY Estimate 2023-2024	Requested Budget 2024-2025	Recommended Budget 2024-2025	Recommended Change from Adopted	Fund Code	Budget Unit Code
Emergency Management (DEM001)	\$0	\$2,736,755	\$3,632,441	\$8,365,128	\$8,349,910	\$5,613,155	001	8588
Emergency Operations Center (DEM001)	\$0	\$690,715	\$601,627	\$1,185,833	\$1,185,833	\$495,118	001	8589
Homeland Security Grant (DEM002)	\$0	\$0	\$0	\$1,967,474	\$1,967,474	\$1,967,474	023	8590
Homeland Security Grant (DEM002)	\$0	\$1,151,231	\$1,151,231	\$0	\$0	\$(1,151,231)	024	8590
Subtotal	\$0	\$4,578,701	\$5,385,299	\$11,518,435	\$11,503,217	\$6,924,516		

Budget Units

	Prior Year 2022-2023	Adopted Budget 2023-2024	CY Estimate 2023-2024	Requested Budget 2024-2025	Recommended Budget 2024-2025	Recommended Change from Adopted
Emergency Management	—	\$2,736,755	\$3,632,441	\$8,365,128	\$8,349,910	\$5,613,155
Emergency Operations Center	—	\$690,715	\$601,627	\$1,185,833	\$1,185,833	\$495,118
Homeland Security Grant	—	\$1,151,231	\$1,151,231	\$1,967,474	\$1,967,474	\$816,243
Subtotal	—	\$4,578,701	\$5,385,299	\$11,518,435	\$11,503,217	\$6,924,516

Adopted FY 2023-24 to Recommended FY 2024-25 Positions

Classification Code	Classification Label	Adopted Budget 2022-2023	Adopted Budget 2023-2024	Recommended Budget 2024-2025	Change
11A13	DIRECTOR OF EMERGENCY MANAGEMENT	0.00	1.00	1.00	0.00
14A25	EMERGENCY SERVICES MANAGER	0.00	1.00	2.00	1.00
14C30	MANAGEMENT ANALYST II	0.00	1.00	2.00	1.00
20B95	FINANCE MANAGER I	0.00	1.00	1.00	0.00
41G01	EMERGENCY SERVICES PLANNER	0.00	4.00	4.00	0.00
80A33	ADMINISTRATIVE SECRETARY	0.00	1.00	1.00	0.00
	Total	0.00	9.00	11.00	2.00

Augmentation Request(s)

Dept	Budget Request Code	Budget Request Name	Ranking Type Name	Net Request	Requested FTE	Recommended Total	Recommended FTE
1040	1040-8588-001-AUG5	AUG-MC Emergency Operations Plan	New Mandated Program/Service w/ General Fund Funding	\$125,000	-	\$125,000	-

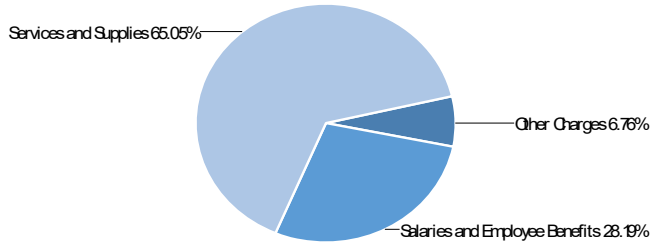
Augmentation Request(s)

1040	1040-8589-001- AUG1	AUG-EOC Budget	New Program/Service w/ General Fund Funding	\$600,000	-	\$600,000	-
1040	1040-8588-001- AUG4	AUG-AB102 M&A Management Analyst II	Request New Position	\$140,707	-	\$140,707	-
1040	1040-8588-001- AUG2	AUG-AECOM/DISASTER RECOVERY	Status Quo Other	\$550,000	-	\$550,000	-
1040	1040-8588-001- AUG3	AUG-DEM 5 YR. STRATEGIC PLAN FACILITATION	New Mandated Program/Service w/ General Fund Funding	\$35,000	-	\$35,000	-
Grand Total				\$1,450,707	-	\$1,450,707	-

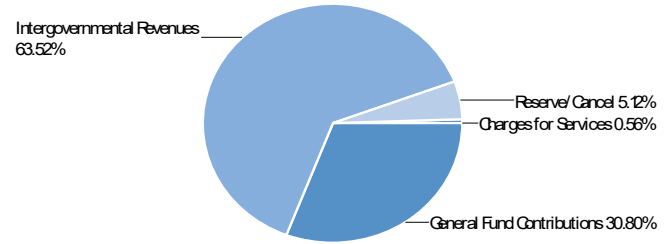
Emergency Management

(Budget Unit 8588—Fund 001—Appropriation Unit DEM001)

Use of Funds



Source of Funds



Use of Funds

Expenditures	Prior Year 2022-2023	Adopted Budget 2023-2024	CY Estimate 2023-2024	Requested Budget 2024-2025	Recommended Budget 2024-2025	Recommended Change from Adopted
Salaries and Employee Benefits	—	\$1,636,365	\$1,817,336	\$2,369,189	\$2,353,971	\$717,606
Services and Supplies	—	\$328,729	\$1,017,798	\$5,431,457	\$5,431,457	\$5,102,728
Other Charges	—	\$744,370	\$744,977	\$564,482	\$564,482	\$(179,888)
Capital Assets	—	\$27,291	\$52,330	—	—	\$(27,291)
Subtotal	—	\$2,736,755	\$3,632,441	\$8,365,128	\$8,349,910	\$5,613,155

Source of Funds

Revenues	Prior Year 2022-2023	Adopted Budget 2023-2024	CY Estimate 2023-2024	Requested Budget 2024-2025	Recommended Budget 2024-2025	Recommended Change from Adopted
Intergovernmental Revenues	—	\$214,452	\$1,670,306	\$5,735,940	\$5,735,940	\$5,521,488
Charges for Services	—	\$68,000	\$68,000	\$68,000	\$68,000	—
Subtotal	—	\$282,452	\$1,738,306	\$5,803,940	\$5,803,940	\$5,521,488
General Fund Contributions	—	\$2,454,303	\$1,894,135	\$2,561,188	\$2,545,970	\$91,667
Total Source of Funds	—	\$2,736,755	\$3,632,441	\$8,365,128	\$8,349,910	\$5,613,155

Unit Description

The Department of Emergency Management (DEM) ensures that the County has the capability and sustained capacity to prepare for, respond to, and recover from any natural, technological, or human-related emergency or disaster. Responsibilities include coordinating public awareness and education on community risks, hazards, and preparedness actions. DEM also ensures that the whole community, including public safety, governmental leadership, private, and non-profit agencies are fully prepared to engage in response, recovery, and mitigation operations. To accomplish this, DEM develops and maintains a variety of emergency planning efforts, including incident response plans, and hazard and function-specific plans. The coordination and collaboration between federal, state, local, and non-government agencies is the cornerstone of operations.

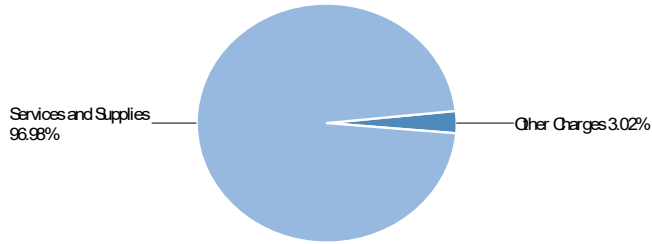
Recommended FY 2024-25 Positions

Classification Code	Classification Label	FTE
11A13	DIRECTOR OF EMERGENCY MANAGEMENT	1.00
14A25	EMERGENCY SERVICES MANAGER	2.00
14C30	MANAGEMENT ANALYST II	2.00
20B95	FINANCE MANAGER I	1.00
41G01	EMERGENCY SERVICES PLANNER	4.00
80A33	ADMINISTRATIVE SECRETARY	1.00
	Total	11.00

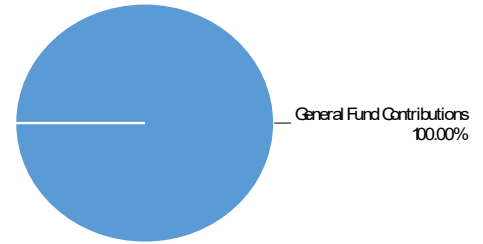
Emergency Operations Center

(Budget Unit 8589—Fund 001—Appropriation Unit DEM001)

Use of Funds



Source of Funds



Use of Funds

Expenditures	Prior Year 2022-2023	Adopted Budget 2023-2024	CY Estimate 2023-2024	Requested Budget 2024-2025	Recommended Budget 2024-2025	Recommended Change from Adopted
Services and Supplies	—	\$660,000	\$570,846	\$1,150,000	\$1,150,000	\$490,000
Other Charges	—	\$30,715	\$30,781	\$35,833	\$35,833	\$5,118
Subtotal	—	\$690,715	\$601,627	\$1,185,833	\$1,185,833	\$495,118

Source of Funds

Revenues	Prior Year 2022-2023	Adopted Budget 2023-2024	CY Estimate 2023-2024	Requested Budget 2024-2025	Recommended Budget 2024-2025	Recommended Change from Adopted
General Fund Contributions	—	\$690,715	\$601,627	\$1,185,833	\$1,185,833	\$495,118
Total Source of Funds	—	\$690,715	\$601,627	\$1,185,833	\$1,185,833	\$495,118

Unit Description

The Department operates and activates the County’s Emergency Operations Center (EOC) during emergency conditions. This unit captures emergency activities unrelated to normal operations.

DEM Grants

(Budget Unit 8590—Fund 024—Appropriation Unit DEM002)

Use of Funds	Source of Funds
Intentionally Left Blank	Intentionally Left Blank

Expenditures	Prior Year 2022-2023	Adopted Budget 2023-2024	CY Estimate 2023-2024	Requested Budget 2024-2025	Recommended Budget 2024-2025	Recommended Change from Adopted
Services and Supplies	—	\$1,129,362	\$1,129,362	—	—	\$(1,129,362)
Other Charges	—	\$21,869	\$21,869	—	—	\$(21,869)
Subtotal	—	\$1,151,231	\$1,151,231	—	—	\$(1,151,231)

Revenues	Prior Year 2022-2023	Adopted Budget 2023-2024	CY Estimate 2023-2024	Requested Budget 2024-2025	Recommended Budget 2024-2025	Recommended Change from Adopted
Revenue from Use of Money & Property	—	\$6,444	\$6,444	—	—	\$(6,444)
Intergovernmental Revenues	—	\$1,144,787	\$1,144,787	—	—	\$(1,144,787)
Subtotal	—	\$1,151,231	\$1,151,231	—	—	\$(1,151,231)
Fund Balance	—	—	—	—	—	—
General Fund Contributions	—	—	—	—	—	—
Total Source of Funds	—	\$1,151,231	\$1,151,231	—	—	\$(1,151,231)

Unit Description
 The Homeland Security Grant unit was created in FY 2012-13 to separate grant funds from operational expenditures to improve

tracking and auditing of authorized training, projects, and purchases for participating agencies.



This page intentionally left blank.

County Administrative Office

Departmental Overview:

The County Administrative Office (CAO) serves as the chief policy and fiscal advisor to the County Administrative Officer and the Board of Supervisors (BOS). The CAO aids and advises the BOS through coordination of County operations and responses to and resolution of countywide issues and challenges. The CAO promotes responsible resource allocation, protects the financial integrity of the County and provides independent analysis on policies. This responsibility includes the recommendation of the annual County budget, representation of the BOS in relationships with other agencies, and assistance to departments in analyzing new or changed systems, procedures, and organizations.

Programs and Functions:

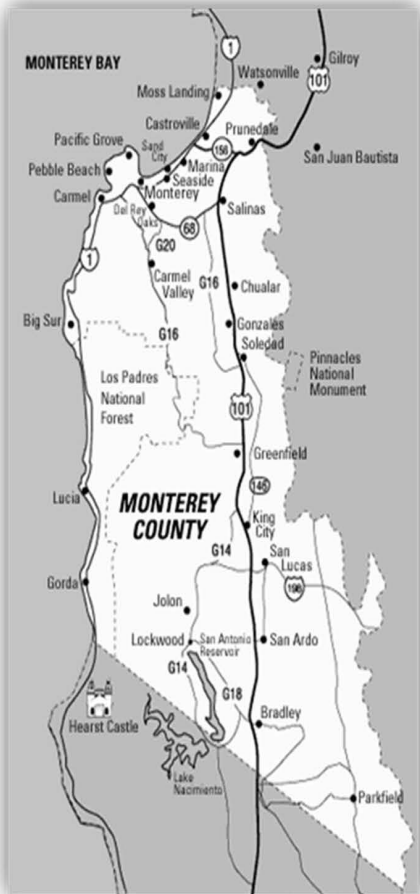
The CAO has six major divisions within its organization: Administration and Finance, Budget and Analysis, Contracts-Purchasing, Intergovernmental and Legislative Affairs (IGLA), Office of Community Engagement & Strategic Advocacy (OCESA), and Economic Development Administration. The Administration and Finance Division includes the County Administrative Officer, administrative staff, and finance staff. Budget and Analysis provides countywide financial management and policy analysis. The IGLA Division includes the IGLA, Cannabis, Sustainability, Media/ Communications, Homeless Services, Office of Emergency Services (OES), and Workforce Development Board (WDB). The OCESA includes all CAO outreach programs to foster community engagement and involvement.

In addition, the CAO performs countywide (non-departmental) functions, including: annual debt service, contributions to fire agencies, contributions to other funds within the County and external agencies, appropriations for contingencies, memberships in governmental organizations, enterprise resource planning, required support for trial courts, and appropriations of realignment monies for health and social services programs.

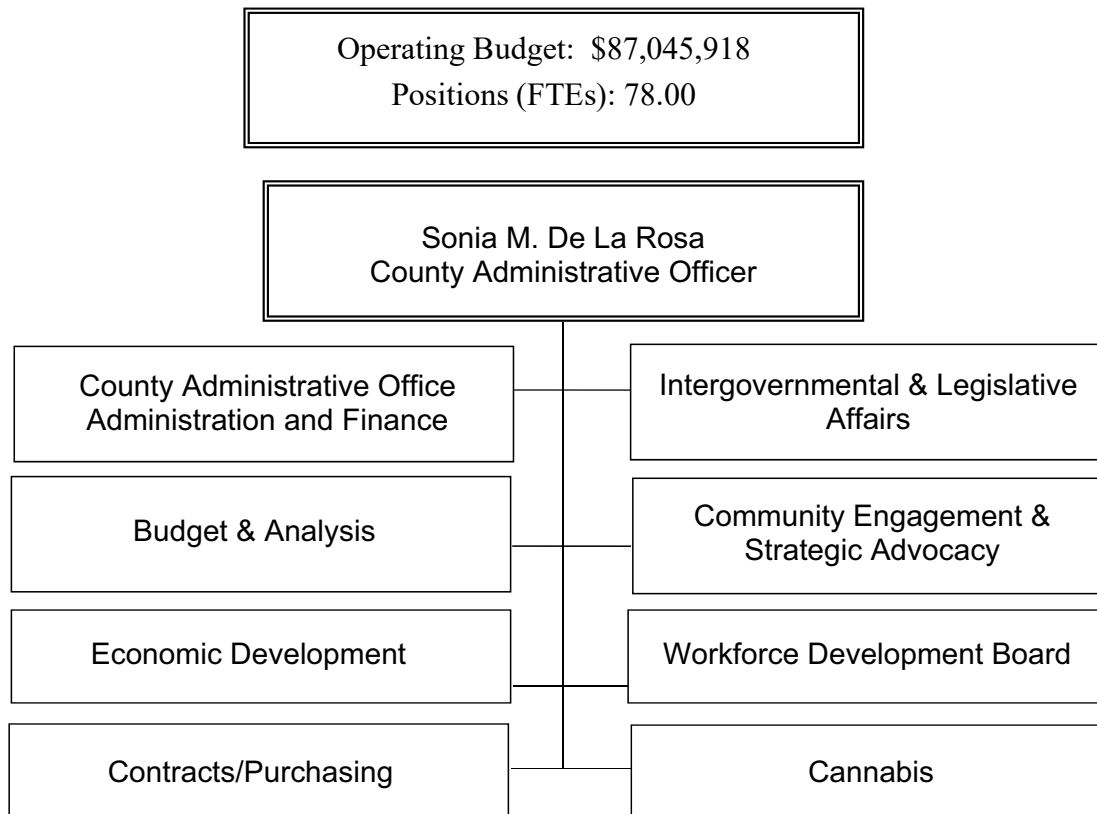
The CAO continues to engage in leadership and change management with the focus to provide continuous improvement in the quality, efficiency, and effectiveness of County operations.

The Office's Contributions to Monterey County's Strategic Initiatives:

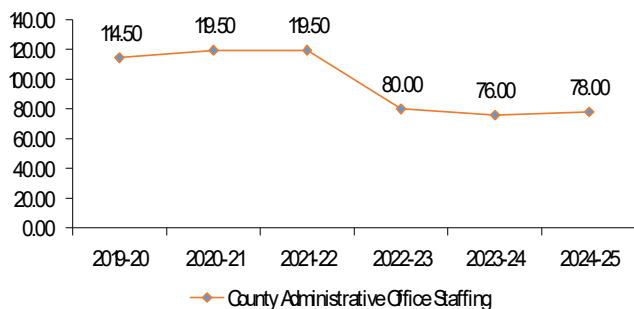
The CAO addresses each of the Strategic Initiative Policy Areas (Economic Development, Administration, Health & Human Services, Infrastructure, and Public Safety) by achieving a balanced budget each year that sustains core County services, improving efficiency and effectiveness of County programs, providing leadership for an array of countywide initiatives and projects, and recognized for responsiveness, strong customer orientation, accountability, and transparency.



County Administrative Office



Staffing Trends



Expenditure/Revenue History (in millions)

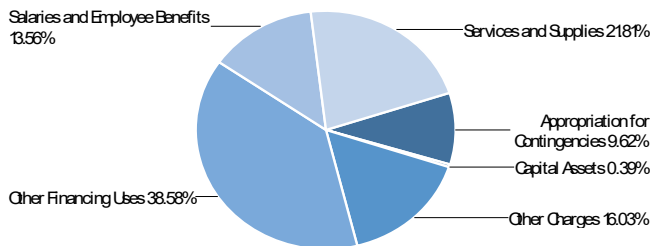


Performance Measures

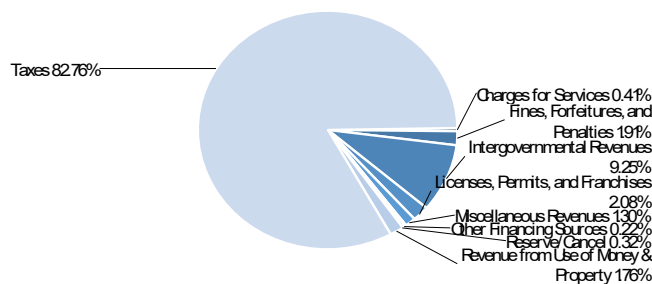
The County Administrative Office (CAO) functions as the chief policy and fiscal advisor to the County Administrative Officer and the Board of Supervisors for countywide priorities and issues.

Key Performance Measures	2021-22 Actual	2022-23 Actual	2023-24 Mid-Year
Ratings of General Obligation Bonds (Fitch and S&P). Target = AAA	AAA	AAA	AAA
General Fund annual operating surplus: actual revenue minus actual expenditures. Target = >\$0	\$14,402,382	\$13,319,521	N/A
Percent of general fund budget reserved for unanticipated emergencies (contingencies). Target = 1%.	1.00%	0.76%	0.76%
Total utility costs for Monterey County facilities except NMC.	\$9,901,007	\$12,235,444	\$5,570,143

Use of Funds



Source of Funds



Use of Funds

Expenditures	Prior Year 2022-2023	Adopted Budget 2023-2024	CY Estimate 2023-2024	Requested Budget 2024-2025	Recommended Budget 2024-2025	Recommended Change from Adopted
Salaries and Employee Benefits	\$11,188,577	\$11,961,846	\$10,456,424	\$12,004,336	\$11,804,626	\$(157,220)
Services and Supplies	\$13,135,927	\$13,511,046	\$10,168,344	\$19,268,404	\$18,984,879	\$5,473,833
Other Charges	\$5,547,276	\$4,827,692	\$3,673,690	\$13,958,475	\$13,953,475	\$9,125,783
Capital Assets	\$750,178	\$534,969	—	\$338,500	\$338,500	\$(196,469)
Other Financing Uses	\$125,969,503	\$45,051,912	\$49,483,036	\$33,186,632	\$33,586,632	\$(11,465,280)
Appropriation for Contingencies	—	\$3,417,618	\$2,387,618	\$8,377,806	\$8,377,806	\$4,960,188
Subtotal	\$156,591,461	\$79,305,083	\$76,169,112	\$87,134,153	\$87,045,918	\$7,740,835

Source of Funds

Revenues	Prior Year 2022-2023	Adopted Budget 2023-2024	CY Estimate 2023-2024	Requested Budget 2024-2025	Recommended Budget 2024-2025	Recommended Change from Adopted
Taxes	\$271,928,536	\$274,003,793	\$279,389,620	\$284,944,520	\$285,206,485	\$11,202,692
Licenses, Permits, and Franchises	\$9,254,288	\$6,260,703	\$7,151,144	\$7,151,144	\$7,151,144	\$890,441
Fines, Forfeitures, and Penalties	\$6,388,560	\$5,444,712	\$5,943,423	\$6,571,269	\$6,571,269	\$1,126,557
Revenue from Use of Money & Property	\$12,200,645	\$2,735,765	\$4,081,741	\$6,072,491	\$6,072,491	\$3,336,726
Intergovernmental Revenues	\$42,294,610	\$36,343,980	\$39,677,775	\$31,869,286	\$31,869,286	\$(4,474,694)
Charges for Services	\$21,431,410	\$20,559,673	\$16,662,023	\$1,398,765	\$1,398,765	\$(19,160,908)
Miscellaneous Revenues	\$4,836,402	\$4,664,635	\$4,516,527	\$4,479,135	\$4,479,135	\$(185,500)
Other Financing Sources	\$46,715,473	\$736,544	\$216,779	\$775,000	\$775,000	\$38,456
Subtotal	\$415,049,924	\$350,749,805	\$357,639,032	\$343,261,610	\$343,523,575	\$(7,226,230)
Fund Balance	\$(69,483,845)	\$(5,796,774)	\$(5,305,086)	\$(3,931,842)	\$(2,959,163)	\$2,837,611
General Fund Contributions	\$(188,974,618)	\$(265,647,948)	\$(276,164,834)	\$(253,295,615)	\$(254,618,494)	\$11,029,454
Reserves/Cancel	—	—	—	\$1,100,000	\$1,100,000	\$1,100,000
Total Source of Funds	\$156,591,461	\$79,305,083	\$76,169,112	\$87,134,153	\$87,045,918	\$7,740,835

Summary of Recommendation

The FY 2024-25 Recommended Budget for the CAO is \$87,045,918, an increase of \$7,740,835 from the prior year adopted budget. The increase is primarily attributed to new state grants in Homeless Strategies and Initiatives. The FY 2024-25 Recommended Budget includes an augmentation to support one new position in Homeless Strategies and Initiatives financed by grant revenue. Recommended staffing for the CAO totals 61 FTE.

Budget Impacts

The Recommended Budget includes a \$7.2 million decrease in revenue when compared to the FY 2023-24 budget. This decrease is a result of less American Rescue Plan (ARPA) revenue budgeted in FY 2024-25 as the last portion of the ARPA funds will be spent by end of December of 2024. This decrease is mitigated by an increase in property taxes of \$12.1 million. Transient occupancy taxes are estimated to remain relatively unchanged from the current fiscal year just as cannabis revenue is also estimated to remain relatively unchanged.

Prior Year Accomplishments

Published the Budget End of Year Report, a mid-year report recommending budget solutions to unfunded needs, County Financial Forecast, and the FY 2023-24 Recommended Budget. Facilitated budget workshops with department heads and the Board of Supervisors. Continued implementation of the American Rescue Plan Act (ARPA) spending plan which brought to the County \$84.3 million in federal funds. Conducted four community meetings to inform and promote public involvement in the budget process. Managed the credit rating process for the County working with Standard & Poor (S&P) and maintained the County's long-term general obligation credit rating of AAA, the highest rating possible. Received GFOA Award for excellence in budgetary reporting for FY 2023-24. Continued oversight of the County of Monterey Cannabis Program in collaboration with nine County departments.

Secured Victims of Crime Act (VOCA) grant funding from the California Governor's Office of Emergency Services in the amount of \$222,801 for the provision of direct services to victims of crime in Monterey County. Funding sustains cost of direct services, referral and case management, training and education services conducted in partnership between the County and internal/ external community partners within the county.

Developed and implemented the FY 2022-23 Legislative Program and 2023 Strategic Grant Services Program. Planned and facilitated the Board's annual Legislative Workshop with state and federal legislators representing the County. Advocated on proposed state and federal legislation that would directly impact the County and community. Developed and submitted the County's 2023 State Budget and FY 2023-24 Congressionally Designated Spending requests. Continued advocacy efforts as directed by the Board of Supervisors related to the County's COVID-19 pandemic response/ recovery and other emergency/ disaster events.

Homeless Strategies and initiatives led the two-county effort to address the Pajaro River encampment which resulted in an \$8 million award to build a tiny village of service-intensive interim housing units. Worked closely with the Department of Emergency Management in the 2023 Pajaro Flood response and coordinated services among internal and external partners to provide comprehensive homelessness prevention and re-housing assistance to flood victims. Partnered with the Department of Social Services, San Benito County Health and Human Services Agency, and the Coalition of Homeless Services Providers to apply for \$6.2 million of Homeless Housing Assistance and Prevention funding. Assisted the Behavioral Health Bureau with securing \$11.3 million of Behavioral Health Bridge Housing funding.

Economic Development Administration completed the annual update to the Comprehensive Economic Development Strategy. The County small business revolving loan fund issued three loans totaling over \$500,000 which contributed to 14 new employees and retention of 20 employees. Successfully administered several ARPA-funded programs, resulting in over 20 workshops in Spanish and English, serving over 600 small and underserved businesses countywide.

The Communications unit successfully coordinated all public information endeavors related to the Pajaro flood disaster, response, and initial recovery effort and launched a public information campaign to address community needs effectively. Successfully rebranded multiple county departments, including the County, Department of Emergency Management, Emergency Communications, Department of Social Services, and Alert Monterey

County, contributing to enhanced visibility and cohesion. Authored four Board Policies, including Branding, Public Relations, Social Media, and Web Authoring Policies, alongside a new ordinance to protect the County's brand, ensuring standardized procedures and safeguarding the county's image and messaging consistency. Achieved a 435% growth in social media audience across four platforms, amplifying the reach of county communications efforts. Responded promptly to over 1,000 media inquiries and provided accurate information to news media outlets, maintaining transparency and accountability.

The Monterey County Workforce Development Board's (MCWDB) received \$4 million from Monterey County's Pajaro Unmet Needs Small Business Disaster Assistance program to issue grants of up to \$85,000 to reimburse businesses for losses and damages and up to \$15,000 for business beautification. The young adult program, Green CADRE, focused on Climate and Food Insecurity with wraparound services and work experience for 200 youth. Participants removed over 10,000 square feet of cut-down trees, brush, and invasive plants and assisted in installing 400 linear feet of new fencing for public safety and to protect sensitive plant habitats. The Severe Winter Storms program provided temporary employment to 50 Monterey County residents to mitigate the wind and water damage from strong atmospheric rivers in early 2023. In partnership with the Food Bank for Monterey County, the Blue Zones Project, and Pueblo del Mar, participants identified food deserts; assembled 5,000 produce bags for the Food Bank of Monterey County; restored community gardens; served over 700 meals to the unsheltered; and enrolled more than 100 individuals in CalFresh.

Budget Year Goals

Provide quality and informative budget products such as the Budget End of Year Report, County Financial Forecast, budget workshop materials, and the Recommended Budget to effectively communicate the condition of County finances, fiscal perspectives, and recommendations to assist policymakers in managing countywide resources. Continuously manage ten diverse countywide programs and special projects, as assigned, and enhance the County's emergency response capabilities by increasing community engagement, increasing community preparedness, and expanding training.

Continuously manage diverse countywide programs and special projects, as assigned, and enhance the County's emergency response capabilities by increasing community engagement, increasing community preparedness, and expanding training.

Pending Issues

Discretionary revenue has continued to grow over the years, but this growth has not been sufficient to keep pace with the growth of county obligations. This imbalance was exacerbated during the pandemic, but the imbalance was covered by the County's receipt of one-time federal funds. The County has used these one-time funds to balance its budget over the last couple of fiscal years in order to respond to the pandemic. However, once these funds are exhausted, the County will have to make adjustments to balance the growth in obligations with the growth in discretionary revenue.

Policy Considerations

The recommended budget presents the Board with Transient Occupancy Tax (TOT) contributions to outside agencies as a fixed amount based on the FY 2023-24 contribution. The General Fund's

contribution to the Road Fund is recommended in accordance with existing policy, but the Board may make changes to this recommendation during the budget hearings.

Appropriation Expenditure Detail

	Prior Year 2022-2023	Adopted Budget 2023-2024	CY Estimate 2023-2024	Requested Budget 2024-2025	Recommended Budget 2024-2025	Recommended Change from Adopted	Fund Code	Budget Unit Code
Contributions - Proposition 172 (CAO007)	\$3,529,729	\$4,041,183	\$4,041,183	\$4,116,793	\$4,116,793	\$75,610	001	8028
Contributions-Other Agencies (CAO007)	\$1,443,608	\$1,369,195	\$1,359,179	\$642,850	\$637,850	\$(731,345)	001	8029
Trial Courts (CAO008)	\$7,966,569	\$8,288,269	\$7,964,682	\$8,618,742	\$8,618,742	\$330,473	001	8031
Contingencies (CAO020)	\$5,612,198	\$3,406,868	\$2,126,868	\$8,367,056	\$8,367,056	\$4,960,188	001	8034
County Memberships (CAO013)	\$81,438	\$93,925	\$93,925	\$90,040	\$90,040	\$(3,885)	001	8035
Medical Care Services (CAO016)	\$3,900,648	\$3,900,648	\$3,900,648	\$3,900,648	\$3,900,648	\$0	001	8037
Other Financing Uses (CAO017)	\$105,275,316	\$20,632,381	\$20,882,381	\$24,650,350	\$24,050,350	\$3,417,969	001	8038
Other General Expenditures (CAO014)	\$19,575	\$200,000	\$200,000	\$200,000	\$47,475	\$(152,525)	001	8039
Admin/Finance (CAO001)	\$181,053	\$(171,884)	\$(323,636)	\$1,035,751	\$1,008,993	\$1,180,877	001	8045
Budget & Analysis (CAO001)	\$1,472,506	\$1,707,856	\$1,530,456	\$1,485,801	\$1,464,505	\$(243,351)	001	8046
Contracts/Purchasing (CAO002)	\$(680,682)	\$(1,043,868)	\$(1,118,879)	\$32,998	\$(47,102)	\$996,766	001	8047
Intergovernmental & Legislative Affairs (CAO004)	\$2,469,067	\$2,470,032	\$2,344,191	\$1,301,839	\$1,275,712	\$(1,194,320)	001	8054
Office of Emergency Services (CAO005)	\$2,807,989	\$0	\$0	\$0	\$0	\$0	001	8056
Homeland Security Grant (CAO023)	\$590,492	\$0	\$0	\$0	\$0	\$0	024	8412
Office of Community Engagement & Strategic Advocacy (CAO024)	\$336,444	\$489,364	\$377,944	\$253,041	\$252,058	\$(237,306)	001	8440
Auxiliary Services (CAO027)	\$17,700	\$51,125	\$28,535	\$370,172	\$370,172	\$319,047	001	8472
Workforce Development Board (CAO030)	\$8,943,207	\$10,430,579	\$10,010,201	\$10,238,122	\$10,210,801	\$(219,778)	021	8478
Enterprise Resource Planning (CAO034)	\$354,834	\$3,623,974	\$0	\$9,494,482	\$9,494,482	\$5,870,508	478	8506
Development Set-Aside (CAO036)	\$3,752,000	\$4,379,113	\$4,379,113	\$4,299,974	\$4,199,974	\$(179,139)	001	8512
Economic Development Administration (CAO038)	\$1,073,345	\$612,206	\$609,908	\$400,220	\$394,766	\$(217,440)	001	8514
Revolving Loan Program (CAO040)	\$(286,827)	\$1,150,500	\$1,150,500	\$259,957	\$259,957	\$(890,543)	011	8516
Cannabis (CAO004)	\$1,494,877	\$2,629,554	\$1,757,848	\$2,913,919	\$2,902,248	\$272,694	001	8533
Laguna Seca Track (CAO046)	\$(419,296)	\$0	\$0	\$0	\$0	\$0	453	8536
Building Improvement and Replacement (CAO047)	\$348,369	\$9,297,795	\$9,297,795	\$(9,664,427)	\$(8,664,427)	\$(17,962,222)	478	8539
Emergency Operations Center (CAO005)	\$6,390,221	\$0	\$0	\$0	\$0	\$0	001	8541
Equipment Replacement (CAO048)	\$(259,768)	\$(501,606)	\$(501,606)	\$(1,377,394)	\$(1,377,394)	\$(875,788)	478	8568
Pension Unfunded Liability (CAO049)	\$176,328	\$300,000	\$300,000	\$400,875	\$400,875	\$100,875	030	8570
Sustainability (CAO001)	\$0	\$0	\$0	\$31,000	\$0	\$0	001	8587

Appropriation Expenditure Detail

	Prior Year 2022-2023	Adopted Budget 2023-2024	CY Estimate 2023-2024	Requested Budget 2024-2025	Recommended Budget 2024-2025	Recommended Change from Adopted	Fund Code	Budget Unit Code
Sustainability (CAO004)	\$521	\$1,947,874	\$1,326,752	\$1,323,056	\$1,323,056	\$(624,818)	001	8587
Prop 172 Contribution to ECD (CAO007)	\$0	\$0	\$4,431,124	\$4,535,634	\$4,535,634	\$4,535,634	001	8596
Communications (CAO004)	\$0	\$0	\$0	\$670,776	\$670,776	\$670,776	001	8597
Homelessness Strategies and Initiatives (CAO004)	\$0	\$0	\$0	\$8,541,878	\$8,541,878	\$8,541,878	001	8598
Subtotal	\$156,591,461	\$79,305,083	\$76,169,112	\$87,134,153	\$87,045,918	\$7,740,835		

Budget Units

	Prior Year 2022-2023	Adopted Budget 2023-2024	CY Estimate 2023-2024	Requested Budget 2024-2025	Recommended Budget 2024-2025	Recommended Change from Adopted
Contributions - Proposition 172	\$3,529,729	\$4,041,183	\$4,041,183	\$4,116,793	\$4,116,793	\$75,610
Contributions-Other Agencies	\$1,443,608	\$1,369,195	\$1,359,179	\$642,850	\$637,850	\$(731,345)
Trial Courts	\$7,966,569	\$8,288,269	\$7,964,682	\$8,618,742	\$8,618,742	\$330,473
Contingencies	\$5,612,198	\$3,406,868	\$2,126,868	\$8,367,056	\$8,367,056	\$4,960,188
County Memberships	\$81,438	\$93,925	\$93,925	\$90,040	\$90,040	\$(3,885)
Medical Care Services	\$3,900,648	\$3,900,648	\$3,900,648	\$3,900,648	\$3,900,648	—
Other Financing Uses	\$105,275,316	\$20,632,381	\$20,882,381	\$24,650,350	\$24,050,350	\$3,417,969
Other General Expenditures	\$19,575	\$200,000	\$200,000	\$200,000	\$47,475	\$(152,525)
Admin/Finance	\$181,053	\$(171,884)	\$(323,636)	\$1,035,751	\$1,008,993	\$1,180,877
Budget & Analysis	\$1,472,506	\$1,707,856	\$1,530,456	\$1,485,801	\$1,464,505	\$(243,351)
Contracts/Purchasing	\$(680,682)	\$(1,043,868)	\$(1,118,879)	\$32,998	\$(47,102)	\$996,766
Intergovernmental & Legislative Affairs	\$2,469,067	\$2,470,032	\$2,344,191	\$1,301,839	\$1,275,712	\$(1,194,320)
Office of Emergency Services	\$2,807,989	—	—	—	—	—
Homeland Security Grant	\$590,492	—	—	—	—	—
Office of Community Engagement & Strategic Advocacy	\$336,444	\$489,364	\$377,944	\$253,041	\$252,058	\$(237,306)
Fleet Administration	—	—	—	—	—	—
Auxiliary Services	\$17,700	\$51,125	\$28,535	\$370,172	\$370,172	\$319,047
Workforce Development Board	\$8,943,207	\$10,430,579	\$10,010,201	\$10,238,122	\$10,210,801	\$(219,778)
Enterprise Resource Planning	\$354,834	\$3,623,974	—	\$9,494,482	\$9,494,482	\$5,870,508
Courier	—	—	—	—	—	—
Mail	—	—	—	—	—	—
Development Set-Aside	\$3,752,000	\$4,379,113	\$4,379,113	\$4,299,974	\$4,199,974	\$(179,139)
Economic Development Administration	\$1,073,345	\$612,206	\$609,908	\$400,220	\$394,766	\$(217,440)
Revolving Loan Program	\$(286,827)	\$1,150,500	\$1,150,500	\$259,957	\$259,957	\$(890,543)
Cannabis	\$1,494,877	\$2,629,554	\$1,757,848	\$2,913,919	\$2,902,248	\$272,694
Laguna Seca Track	\$(419,296)	—	—	—	—	—
Building Improvement and Replacement	\$348,369	\$9,297,795	\$9,297,795	\$(9,664,427)	\$(8,664,427)	\$(17,962,222)
Emergency Operations Center	\$6,390,221	—	—	—	—	—
Equipment Replacement	\$(259,768)	\$(501,606)	\$(501,606)	\$(1,377,394)	\$(1,377,394)	\$(875,788)
Pension Unfunded Liability	\$176,328	\$300,000	\$300,000	\$400,875	\$400,875	\$100,875

Budget Units

	Prior Year 2022-2023	Adopted Budget 2023-2024	CY Estimate 2023-2024	Requested Budget 2024-2025	Recommended Budget 2024-2025	Recommended Change from Adopted
Sustainability	\$521	\$1,947,874	\$1,326,752	\$1,354,056	\$1,323,056	\$(624,818)
Prop 172 Contribution to ECD	—	—	\$4,431,124	\$4,535,634	\$4,535,634	\$4,535,634
Communications	—	—	—	\$670,776	\$670,776	\$670,776
Homelessness Strategies and Initiatives	—	—	—	\$8,541,878	\$8,541,878	\$8,541,878
Subtotal	\$156,591,461	\$79,305,083	\$76,169,112	\$87,134,153	\$87,045,918	\$7,740,835

Adopted FY 2023-24 to Recommended FY 2024-25 Positions

Classification Code	Classification Label	Adopted Budget 2022-2023	Adopted Budget 2023-2024	Recommended Budget 2024-2025	Change
11A01	ADMINISTRATIVE OFFICER	1.00	1.00	1.00	0.00
12E01	CHIEF ASSISTANT COUNTY ADMINISTRATIVE OFFICER	0.00	1.00	1.00	0.00
12E03	ASSISTANT COUNTY ADMINISTRATIVE OFFICER	2.00	1.00	2.00	1.00
12E16	WIB EXECUTIVE DIRECTOR	1.00	1.00	1.00	0.00
14A23	PRINCIPAL ADMINISTRATIVE ANALYST	5.00	6.00	6.00	0.00
14A24	COUNTY BUDGET DIRECTOR	1.00	1.00	1.00	0.00
14A25	EMERGENCY SERVICES MANAGER	1.00	0.00	0.00	0.00
14A28	COUNTY COMMUNICATIONS DIRECTOR	1.00	1.00	1.00	0.00
14C30	MANAGEMENT ANALYST II	7.00	6.00	6.00	0.00
14C31	MANAGEMENT ANALYST III	9.00	10.00	8.00	(2.00)
14C37	COUNTY MEDIA ANALYST	1.00	1.00	1.00	0.00
14E20	BUYER II	2.00	3.00	3.00	0.00
14G02	MANAGEMENT ANALYST I	2.00	2.00	3.00	1.00
14H64	FLEET MANAGER	0.00	0.00	0.00	0.00
14M05	CANNABIS PROGRAM MANAGER	0.00	1.00	1.00	0.00
14M06	SUSTAINABILITY PROGRAM MANAGER			1.00	1.00
14M07	COMMUNITY ENGAGEMENT PROGRAM MANAGER			1.00	1.00
14M08	LEGISLATIVE PROGRAM MANAGER			1.00	1.00
14M12	ECONOMIC DEVELOPMENT MANAGER	1.00	1.00	1.00	0.00
14M25	COUNTY HOMELESS SERVICES DIRECTOR	1.00	1.00	1.00	0.00
14N05	ADMINISTRATIVE OPERATIONS MANAGER	0.00	0.00	0.00	0.00
14N35	CONTRACTS & PURCHASING OFFICER	1.00	1.00	1.00	0.00
20B10	ACCOUNTANT I	2.00	0.00	0.00	0.00
20B11	ACCOUNTANT II	1.00	2.00	2.00	0.00
20B12	ACCOUNTANT III	0.00	1.00	1.00	0.00
20B93	FINANCE MANAGER II	2.00	2.00	2.00	0.00
41G01	EMERGENCY SERVICES PLANNER	4.00	0.00	0.00	0.00
43C11	PERMIT TECHNICIAN II	1.00	1.00	0.00	(1.00)
43J09	SENIOR DEPARTMENTAL INFORMATION SYSTEMS COORDINATOR	1.00	1.00	1.00	0.00
43L18	COMMUNICATIONS TECHNICIAN III	0.00	0.00	0.00	0.00
43L20	COMMUNICATIONS TECHNICIAN I	0.00	0.00	0.00	0.00
60G21	WIB EMPLOYMENT PROGRAMS REPRESENTATIVE II	3.00	3.00	3.00	0.00
60G33	WIB EMPLOYMENT PROGRAMS REPRESENTATIVE III	1.00	1.00	1.00	0.00

Adopted FY 2023-24 to Recommended FY 2024-25 Positions

Classification Code	Classification Label	Adopted Budget 2022-2023	Adopted Budget 2023-2024	Recommended Budget 2024-2025	Change
60I02	PROGRAM MANAGER II	1.00	0.00	0.00	0.00
68A30	RANGE MASTER	0.00	0.00	0.00	0.00
68C02	RANGE AIDE	0.00	0.00	0.00	0.00
70F21	COURIER	0.00	0.00	0.00	0.00
70F23	STOREKEEPER	0.00	0.00	0.00	0.00
70F79	WAREHOUSE WORKER	1.00	0.00	0.00	0.00
70F80	SENIOR STOREKEEPER	0.00	1.00	1.00	0.00
70F82	SUPERVISING WAREHOUSE WORKER	0.00	0.00	0.00	0.00
72C20	MECHANIC I	0.00	0.00	0.00	0.00
72C23	MECHANIC II	0.00	0.00	0.00	0.00
72C26	MECHANIC III	0.00	0.00	0.00	0.00
72C83	FLEET SERVICE WRITER	0.00	0.00	0.00	0.00
80A32	SENIOR SECRETARY	5.00	4.00	4.00	0.00
80A97	EXECUTIVE ASSISTANT TO ADMINISTRATIVE OFFICER	1.00	1.00	1.00	0.00
80A99	ADMINISTRATIVE SECRETARY- CONFIDENTIAL	2.00	2.00	2.00	0.00
80E01	OFFICE ASSISTANT I	0.00	0.00	0.00	0.00
80G21	DATA ENTRY OPERATOR II	0.00	0.00	0.00	0.00
80J22	SENIOR ACCOUNT CLERK	1.00	1.00	1.00	0.00
80J30	ACCOUNTING TECHNICIAN	1.00	1.00	1.00	0.00
80O22	MAILROOM CLERK	0.00	0.00	0.00	0.00
80O23	SENIOR MAILROOM CLERK	0.00	0.00	0.00	0.00
99ZXX	ALLOCATION ON LOAN XX	17.00	17.00	17.00	0.00
Total		80.00	76.00	78.00	2.00

Augmentation Request(s)

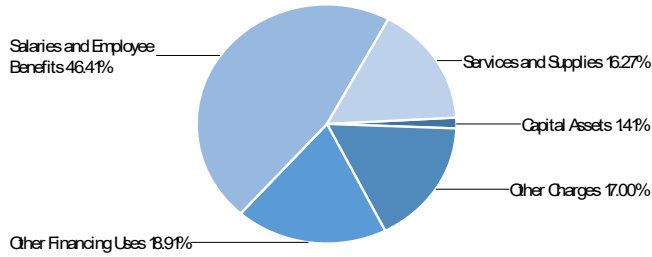
Dept	Budget Request Code	Budget Request Name	Ranking Type Name	Net Request	Requested FTE	Recommended Total	Recommended FTE
1050	1050-8081-001-AUG1	ARPA Carryover Revenue	New Program	\$(1,023,993)	-	\$(1,023,993)	-
1050	1050-8587-001-AUG1	(ARPA) Climate Action Plan (CAP)	Status Quo Other	\$275,000	-	\$275,000	-
1050	1050-8514-001-AUG1	Comprehensive Economic Development Strategy (CEDS)	Status Quo Other	\$75,000	-	\$75,000	-
1050	1050-8514-001-AUG2	Economic Development Association Memberships	New Program/Service w/ General Fund Funding	\$12,000	-	\$12,000	-
1050	1050-8514-001-AUG3	Monterey Bay Economic Partnership	Status Quo Other	\$10,000	-	\$10,000	-
1050	1050-8597-001-AUG1	Communications Operating Budget	Status Quo Other	\$45,072	-	\$45,072	-
1050	1050-8597-001-AUG2	Media Buys	Status Quo Other	\$100,000	-	\$100,000	-
1050	1050-8597-001-AUG3	Meltwater Agreement	Status Quo Other	\$30,000	-	\$30,000	-
1050	1050-8598-001-AUG1	Homeless Services Operating Budget	Status Quo Other	\$75,000	-	\$35,000	-
1050	1050-8054-001-AUG1	Legislative Advocacy Contracts	Status Quo Other	\$103,500	-	\$103,500	-

Augmentation Request(s)

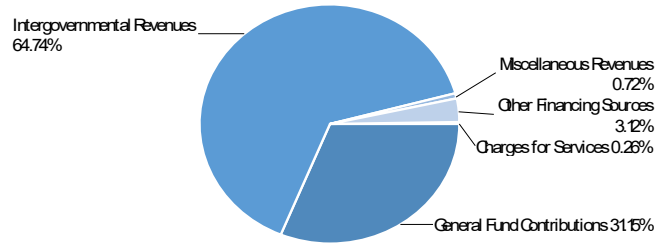
1050	1050-8598-001-AUG2	Management Analyst I	Request New Position	\$-	1.00	\$-	-
1050	1050-8047-001-AUG1	Contracts Purchasing Academy	Status Quo Other	\$15,000	-	\$15,000	-
1050	1050-8047-001-AUG2	Temp MAii 0.5 FTE	New Program/Service w/ General Fund Funding	\$61,298	-	-	-
1050	1050-8587-001-AUG2	Sustainability Operating Budget	New Program/Service w/ General Fund Funding	\$13,500	-	\$13,500	-
1050	1050-8587-001-AUG3	Sustainability Engineering and Design	New Program/Service w/ General Fund Funding	\$50,000	-	\$50,000	-
1050	1050-8587-001-AUG4	Sustainability Civic Spark Fellows	New Program/Service w/ General Fund Funding	\$31,000	-	-	-
1050	1050-8587-001-AUG5	Sustainability Memberships	New Program/Service w/ General Fund Funding	\$47,500	-	\$47,500	-
1050	1050-8038-001-AUG1	Restore 7 ECD Dispatchers	Contribution to Other Funds	\$332,869	-	\$332,869	-
1050	1050-8029-001-AUG1	Prundale Senior Center	New Program/Service w/ General Fund Funding	\$5,000	-	-	-
1050	1050-8038-001-AUG2	ITD Capital Project Data Center EOL	Contribution to Other Funds	\$600,000	-	\$-	-
1050	1050-8038-001-AUG3	ITD Capital Project Site Power	Contribution to Other Funds	\$500,000	-	\$500,000	-
1050	1050-8038-001-AUG4	ITD Capital Project Zoom Phones	Contribution to Other Funds	\$100,000	-	\$100,000	-
1050	1050-8038-001-AUG5	ITD Capital Project Network End of Life	Contribution to Other Funds	\$500,000	-	\$500,000	-
Grand Total				\$1,957,746	1.00	\$1,220,448	-

CAO Departmental

Use of Funds



Source of Funds



Use of Funds

Expenditures	Prior Year 2022-2023	Adopted Budget 2023-2024	CY Estimate 2023-2024	Requested Budget 2024-2025	Recommended Budget 2024-2025	Recommended Change from Adopted
Salaries and Employee Benefits	\$11,188,577	\$11,961,846	\$10,456,424	\$12,004,336	\$11,804,626	\$(157,220)
Services and Supplies	\$8,708,757	\$4,407,113	\$4,993,318	\$4,107,356	\$4,076,356	\$(330,757)
Other Charges	\$3,376,318	\$2,157,035	\$1,054,293	\$11,767,459	\$11,767,459	\$9,610,424
Capital Assets	\$387,304	\$534,969	—	\$338,500	\$338,500	\$(196,469)
Other Financing Uses	\$408,298	—	—	—	—	—
Appropriation for Contingencies	—	\$10,750	\$10,750	\$10,750	\$10,750	—
Subtotal	\$24,069,253	\$19,071,713	\$16,514,785	\$28,228,401	\$27,997,691	\$8,925,978

Source of Funds

Revenues	Prior Year 2022-2023	Adopted Budget 2023-2024	CY Estimate 2023-2024	Requested Budget 2024-2025	Recommended Budget 2024-2025	Recommended Change from Adopted
Revenue from Use of Money & Property	\$(1,346)	—	—	—	—	—
Intergovernmental Revenues	\$8,824,927	\$12,932,751	\$11,559,911	\$19,609,160	\$19,609,160	\$6,676,409
Charges for Services	\$134,041	\$50,000	\$56,857	\$65,000	\$65,000	\$15,000
Miscellaneous Revenues	\$177,896	\$181,707	\$222,586	\$179,107	\$179,107	\$(2,600)
Other Financing Sources	\$711,544	\$736,544	\$216,779	\$775,000	\$775,000	\$38,456
Subtotal	\$9,847,062	\$13,901,002	\$12,056,133	\$20,628,267	\$20,628,267	\$6,727,265
Fund Balance	\$(289,549)	—	—	\$(785,378)	\$(812,699)	\$(812,699)
General Fund Contributions	\$14,511,740	\$5,170,711	\$4,458,652	\$8,385,512	\$8,182,123	\$3,011,412
Total Source of Funds	\$24,069,253	\$19,071,713	\$16,514,785	\$28,228,401	\$27,997,691	\$8,925,978

Description:

The CAO's departmental operations include: Administration and Finance, Budget and Analysis, Contracts-Purchasing, Intergovernmental & Legislative Affairs, Cannabis, the Office of Community Engagement and Strategic Advocacy, Workforce Development Board, Economic Development Administration, Sustainability, Homeless Strategies and Initiatives, and Communications.

The responsibilities and programs for each respective unit are discussed in unit narratives following this section.

Summary of Recommendation

The FY 2024-25 Recommended Budget for the CAO's departmental operations is \$27,997,691 an increase of \$8,925,978 from the prior year adopted budget. The increase is mainly attributed to new state grants in Homeless Strategies and Initiatives and decreased departmental cost plan recoveries. Cost plan recoveries are treated as expenditure offsets; decreases in recoveries, therefore, increase expenditures.

Appropriation Expenditure Detail

	Prior Year 2022-2023	Adopted Budget 2023-2024	CY Estimate 2023-2024	Requested Budget 2024-2025	Recommended Budget 2024-2025	Recommended Change from Adopted	Fund Code	Budget Unit Code
Admin/Finance (CAO001)	181,053	(171,884)	(323,636)	1,035,751	1,008,993	1,180,877	001	8045
Budget & Analysis (CAO001)	1,472,506	1,707,856	1,530,456	1,485,801	1,464,505	(243,351)	001	8046
Contracts/ Purchasing (CAO002)	(680,682)	(1,043,868)	(1,118,879)	32,998	(47,102)	996,766	001	8047
Intergovernmental & Legislative Affairs (CAO004)	2,469,067	2,470,032	2,344,191	1,301,839	1,275,712	(1,194,320)	001	8054
Office of Emergency Services (CAO005)	2,807,989	0	0	0	0	0	001	8056
Office of Community Engagement & Strategic Advocacy (CAO024)	336,444	489,364	377,944	253,041	252,058	(237,306)	001	8440
Fleet Administration (CAO025)	0	0	0	0	0	0	001	8451
Shuttle (CAO025)	0	0	0	0	0	0	001	8452
Records Retention (CAO028)	0	0	0	0	0	0	001	8474
Workforce Development Board (CAO030)	8,943,207	10,430,579	10,010,201	10,238,122	10,210,801	(219,778)	021	8478
Rifle Range (CAO029)	0	0	0	0	0	0	001	8504
Courier (CAO035)	0	0	0	0	0	0	001	8508
Mail (CAO035)	0	0	0	0	0	0	001	8509
Economic Development Administration (CAO038)	1,073,345	612,206	609,908	400,220	394,766	(217,440)	001	8514
Cannabis (CAO004)	1,494,877	2,629,554	1,757,848	2,913,919	2,902,248	272,694	001	8533
Laguna Seca Track (CAO046)	(419,296)	0	0	0	0	0	453	8536
Emergency Operations Center (CAO005)	6,390,221	0	0	0	0	0	001	8541

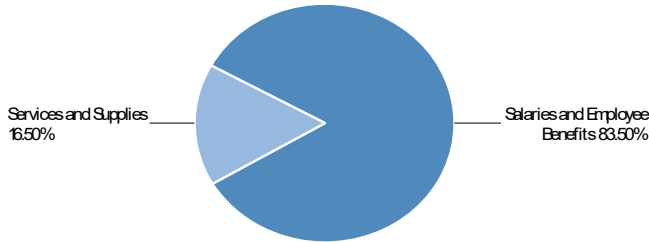
Appropriation Expenditure Detail

	Prior Year 2022-2023	Adopted Budget 2023-2024	CY Estimate 2023-2024	Requested Budget 2024-2025	Recommended Budget 2024-2025	Recommended Change from Adopted	Fund Code	Budget Unit Code
Sustainability (CAO001)	0	0	0	31,000	0	0	001	8587
Sustainability (CAO004)	521	1,947,874	1,326,752	1,323,056	1,323,056	(624,818)	001	8587
Communications (CAO004)	0	0	0	670,776	670,776	670,776	001	8597
Homelessness Strategies and Initiatives (CAO004)	0	0	0	8,541,878	8,541,878	8,541,878	001	8598
Subtotal	24,069,253	19,071,713	16,514,785	28,228,401	27,997,691	8,925,978		

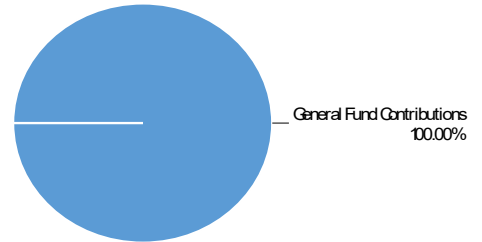
Administration & Finance

(Budget Unit 8045—Fund 001—Appropriation Unit CAO001)

Use of Funds



Source of Funds



Use of Funds

Expenditures	Prior Year 2022-2023	Adopted Budget 2023-2024	CY Estimate 2023-2024	Requested Budget 2024-2025	Recommended Budget 2024-2025	Recommended Change from Adopted
Salaries and Employee Benefits	\$2,089,038	\$2,486,323	\$2,329,720	\$2,653,515	\$2,626,757	\$140,434
Services and Supplies	\$156,189	\$161,135	\$180,223	\$519,166	\$519,166	\$358,031
Other Charges	\$(2,064,175)	\$(2,819,342)	\$(2,833,579)	\$(2,136,930)	\$(2,136,930)	\$682,412
Subtotal	\$181,053	\$(171,884)	\$(323,636)	\$1,035,751	\$1,008,993	\$1,180,877

Source of Funds

Revenues	Prior Year 2022-2023	Adopted Budget 2023-2024	CY Estimate 2023-2024	Requested Budget 2024-2025	Recommended Budget 2024-2025	Recommended Change from Adopted
Miscellaneous Revenues	—	—	\$5	—	—	—
Subtotal	—	—	\$5	—	—	—
General Fund Contributions	\$181,053	\$(171,884)	\$(323,641)	\$1,035,751	\$1,008,993	\$1,180,877
Total Source of Funds	\$181,053	\$(171,884)	\$(323,636)	\$1,035,751	\$1,008,993	\$1,180,877

Unit Description

The Administration and Finance unit consists of countywide executive management and staff for fiscal/financial support to all divisions within the CAO, the Board of Supervisors (BOS), and Clerk of the Board. Daily departmental support includes payroll, accounts payable, accounts receivable, purchase requisitions, expense reimbursements, cost accounting, fiscal grant management, and related interactions with the Auditor-Controller's Office. CAO provides support to Board of Supervisors' district offices in the development of their annual budget requests and budget maintenance throughout the fiscal year.

Recommended FY 2024-25 Positions

Classification Code	Classification Label	FTE
11A01	ADMINISTRATIVE OFFICER	1.00
12E01	CHIEF ASSISTANT COUNTY ADMINISTRATIVE OFFICER	1.00
12E03	ASSISTANT COUNTY ADMINISTRATIVE OFFICER	1.00
14C31	MANAGEMENT ANALYST III	1.00
20B11	ACCOUNTANT II	1.00
20B12	ACCOUNTANT III	1.00
20B93	FINANCE MANAGER II	1.00
80A32	SENIOR SECRETARY	1.00
80A97	EXECUTIVE ASSISTANT TO ADMINISTRATIVE OFFICER	1.00

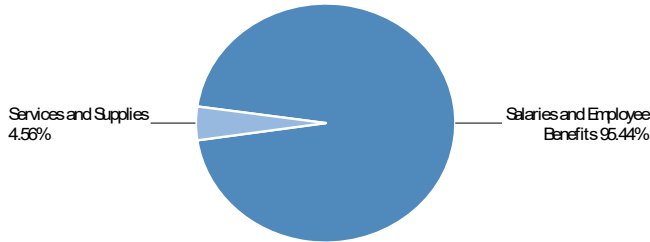
Recommended FY 2024-25 Positions

Classification Code	Classification Label	FTE
80A99	ADMINISTRATIVE SECRETARY- CONFIDENTIAL	1.00
80J22	SENIOR ACCOUNT CLERK	1.00
80J30	ACCOUNTING TECHNICIAN	1.00
99ZXX	ALLOCATION ON LOAN XX	17.00
	Total	29.00

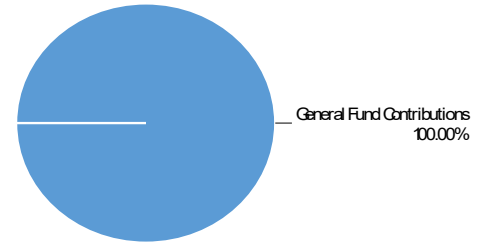
Budget & Analysis

(Budget Unit 8046—Fund 001—Appropriation Unit CAO001)

Use of Funds



Source of Funds



Use of Funds

Expenditures	Prior Year 2022-2023	Adopted Budget 2023-2024	CY Estimate 2023-2024	Requested Budget 2024-2025	Recommended Budget 2024-2025	Recommended Change from Adopted
Salaries and Employee Benefits	\$1,440,368	\$1,775,570	\$1,456,499	\$1,651,375	\$1,630,079	\$(145,491)
Services and Supplies	\$61,996	\$171,257	\$78,415	\$77,875	\$77,875	\$(93,382)
Other Charges	\$(29,858)	\$(238,971)	\$(4,458)	\$(243,449)	\$(243,449)	\$(4,478)
Subtotal	\$1,472,506	\$1,707,856	\$1,530,456	\$1,485,801	\$1,464,505	\$(243,351)

Source of Funds

Revenues	Prior Year 2022-2023	Adopted Budget 2023-2024	CY Estimate 2023-2024	Requested Budget 2024-2025	Recommended Budget 2024-2025	Recommended Change from Adopted
Intergovernmental Revenues	\$11,006	—	—	—	—	—
Subtotal	\$11,006	—	—	—	—	—
General Fund Contributions	\$1,461,501	\$1,707,856	\$1,530,456	\$1,485,801	\$1,464,505	\$(243,351)
Total Source of Funds	\$1,472,506	\$1,707,856	\$1,530,456	\$1,485,801	\$1,464,505	\$(243,351)

Unit Description

The Budget and Analysis Division develops and presents the County’s annual Recommended Budget, aligning recommendations with the adopted goals, policies, and priorities of the BOS. The Division also prepares the annual Three-Year Financial Forecast, Budget End of Year Report, and other financial analysis products such as reports providing analysis and recommendations for solving mid-year unfunded needs. Other responsibilities include: analyzing weekly Board meeting agenda items to ensure transparency and that recommendations are consistent with Board policy; working with County departments to monitor performance in meeting countywide goals and priorities; providing advisory assistance and analysis to departments on recommendations for new or changing organizational

programs, systems, policies and procedures; and evaluating organizational improvements to maximize countywide service delivery and efficiencies. In addition, the Budget and Analysis Division coordinates and provides professional staff support to the Board’s Budget Committee and Capital Improvement Committee.

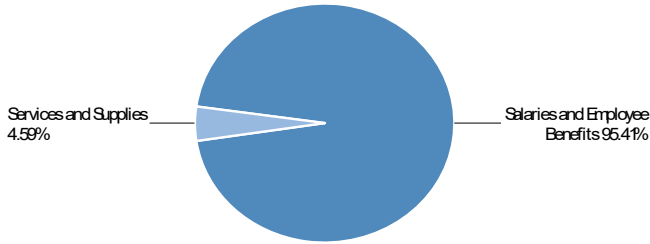
Recommended FY 2024-25 Positions

Classification Code	Classification Label	FTE
14A23	PRINCIPAL ADMINISTRATIVE ANALYST	6.00
14A24	COUNTY BUDGET DIRECTOR	1.00
Total		7.00

Contracts/Purchasing

(Budget Unit 8047—Fund 001—Appropriation Unit CAO002)

Use of Funds



Source of Funds

Revenue
0.00% 0.00%

Use of Funds

Expenditures	Prior Year 2022-2023	Adopted Budget 2023-2024	CY Estimate 2023-2024	Requested Budget 2024-2025	Recommended Budget 2024-2025	Recommended Change from Adopted
Salaries and Employee Benefits	\$1,350,969	\$1,647,711	\$1,550,483	\$1,762,867	\$1,682,767	\$35,056
Services and Supplies	\$70,510	\$99,701	\$92,085	\$81,013	\$81,013	\$(18,688)
Other Charges	\$(2,102,160)	\$(2,791,280)	\$(2,761,447)	\$(1,810,882)	\$(1,810,882)	\$980,398
Subtotal	\$(680,682)	\$(1,043,868)	\$(1,118,879)	\$32,998	\$(47,102)	\$996,766

Source of Funds

Revenues	Prior Year 2022-2023	Adopted Budget 2023-2024	CY Estimate 2023-2024	Requested Budget 2024-2025	Recommended Budget 2024-2025	Recommended Change from Adopted
Miscellaneous Revenues	\$2,162	—	\$20	—	—	—
Subtotal	\$2,162	—	\$20	—	—	—
General Fund Contributions	\$(682,844)	\$(1,043,868)	\$(1,118,899)	\$32,998	\$(47,102)	\$996,766
Total Source of Funds	\$(680,682)	\$(1,043,868)	\$(1,118,879)	\$32,998	\$(47,102)	\$996,766

Unit Description

The Contracts and Purchasing Division provides County departments with knowledgeable assistance in the procurement of services, goods and general management of contract-related issues. The division's services include, but are not limited to; developing and coordinating competitive bid processes (Request for Proposals and Request for Qualifications); Countywide oversight of contract management; management and oversight of the County Procurement Card program; management of the County Surplus Program and Personal Protective Equipment (PPE) distribution; maintains the County Contracts & Purchasing Academy; management and oversight of the County Cafe's and Daycare leases; operates and functions as the expert Logistics Section in the Emergency Operation Center during an activation.

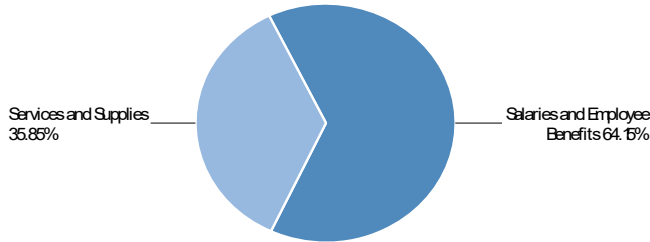
Recommended FY 2024-25 Positions

Classification Code	Classification Label	FTE
14C30	MANAGEMENT ANALYST II	1.00
14C31	MANAGEMENT ANALYST III	3.00
14E20	BUYER II	3.00
14G02	MANAGEMENT ANALYST I	1.00
14N35	CONTRACTS & PURCHASING OFFICER	1.00
70F80	SENIOR STOREKEEPER	1.00
Total		10.00

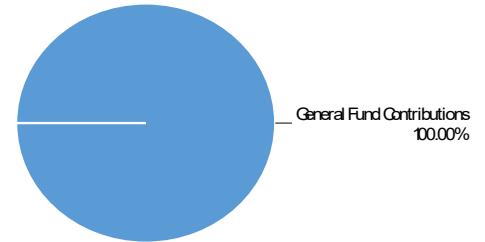
Intergovernmental & Legislative Affairs

(Budget Unit 8054—Fund 001—Appropriation Unit CAO004)

Use of Funds



Source of Funds



Use of Funds

Expenditures	Prior Year 2022-2023	Adopted Budget 2023-2024	CY Estimate 2023-2024	Requested Budget 2024-2025	Recommended Budget 2024-2025	Recommended Change from Adopted
Salaries and Employee Benefits	\$1,747,507	\$1,683,576	\$1,562,115	\$844,464	\$818,337	\$(865,239)
Services and Supplies	\$721,560	\$786,456	\$781,748	\$457,375	\$457,375	\$(329,081)
Other Charges	—	—	\$328	—	—	—
Subtotal	\$2,469,067	\$2,470,032	\$2,344,191	\$1,301,839	\$1,275,712	\$(1,194,320)

Source of Funds

Revenues	Prior Year 2022-2023	Adopted Budget 2023-2024	CY Estimate 2023-2024	Requested Budget 2024-2025	Recommended Budget 2024-2025	Recommended Change from Adopted
Intergovernmental Revenues	\$40,086	—	—	—	—	—
Subtotal	\$40,086	—	—	—	—	—
General Fund Contributions	\$2,428,981	\$2,470,032	\$2,344,191	\$1,301,839	\$1,275,712	\$(1,194,320)
Total Source of Funds	\$2,469,067	\$2,470,032	\$2,344,191	\$1,301,839	\$1,275,712	\$(1,194,320)

Unit Description

The Intergovernmental and Legislative Affairs (IGLA) Division's responsibilities include the Board's Strategic Initiatives and Key Objectives; the annual Board/department head strategic planning sessions; cannabis program; sustainability program; legislative coordination and advocacy; workforce development; community engagement; communications/public information/media relations and government channel programming; strategic grant services and coordination of homeless services. IGLA staffs the following Board of Supervisors standing committees: Legislative Committee, Cannabis Committee; Health, Human Services and Housing Committee; Workforce Development Board, Homelessness and the Alternate Energy and Environment Committee. The Division's Assistant CAO is the Administrative Office liaison to various County departments, including the Health Department, Library, Social Services, Child Support, Natividad Medical Center, Military and Veterans Office, Elections, Housing and Community Development, Public Works Facilities and Parks, Water Resource Agency,

Agricultural Commissioner, and Cooperative Extension. The IGLA Division staff also undertakes a wide array of special projects as assigned by the CAO.

Recommended FY 2024-25 Positions

Classification Code	Classification Label	FTE
12E03	ASSISTANT COUNTY ADMINISTRATIVE OFFICER	1.00
14M07	COMMUNITY ENGAGEMENT PROGRAM MANAGER	1.00
14M08	LEGISLATIVE PROGRAM MANAGER	1.00
80A32	SENIOR SECRETARY	1.00
80A99	ADMINISTRATIVE SECRETARY-CONFIDENTIAL	1.00
Total		5.00

Office of Emergency Services

(Budget Unit 8056—Fund 001—Appropriation Unit CAO005)

Use of Funds

Source of Funds

Intentionally Left Blank

Intentionally Left Blank

Use of Funds

Expenditures	Prior Year 2022-2023	Adopted Budget 2023-2024	CY Estimate 2023-2024	Requested Budget 2024-2025	Recommended Budget 2024-2025	Recommended Change from Adopted
Salaries and Employee Benefits	\$1,306,817	—	—	—	—	—
Services and Supplies	\$593,079	—	—	—	—	—
Other Charges	\$485,287	—	—	—	—	—
Capital Assets	\$14,508	—	—	—	—	—
Other Financing Uses	\$408,298	—	—	—	—	—
Subtotal	\$2,807,989	—	—	—	—	—

Source of Funds

Revenues	Prior Year 2022-2023	Adopted Budget 2023-2024	CY Estimate 2023-2024	Requested Budget 2024-2025	Recommended Budget 2024-2025	Recommended Change from Adopted
Charges for Services	\$53,790	—	—	—	—	—
Subtotal	\$53,790	—	—	—	—	—
General Fund Contributions	\$2,754,199	—	—	—	—	—
Total Source of Funds	\$2,807,989	—	—	—	—	—

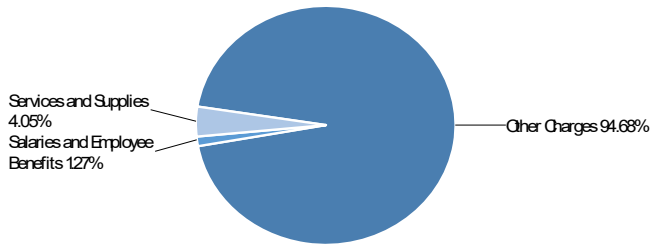
Unit Description

Beginning in FY 2023-24 this unit was transferred to Department of Emergency Management.

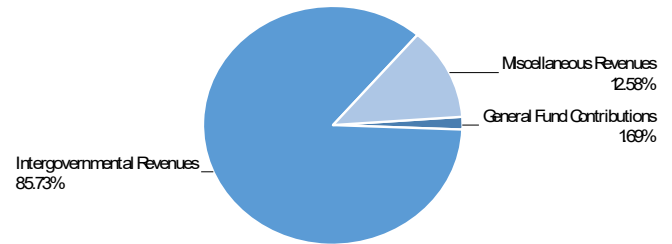
Office of Community Engagement & Strategic Advocacy

(Budget Unit 8440—Fund 001—Appropriation Unit CAO024)

Use of Funds



Source of Funds



Use of Funds

Expenditures	Prior Year 2022-2023	Adopted Budget 2023-2024	CY Estimate 2023-2024	Requested Budget 2024-2025	Recommended Budget 2024-2025	Recommended Change from Adopted
Salaries and Employee Benefits	\$113,209	\$185,703	\$104,341	\$4,184	\$3,201	\$(182,502)
Services and Supplies	\$24,876	\$35,155	\$38,440	\$10,215	\$10,215	\$(24,940)
Other Charges	\$198,359	\$268,506	\$235,163	\$238,642	\$238,642	\$(29,864)
Subtotal	\$336,444	\$489,364	\$377,944	\$253,041	\$252,058	\$(237,306)

Source of Funds

Revenues	Prior Year 2022-2023	Adopted Budget 2023-2024	CY Estimate 2023-2024	Requested Budget 2024-2025	Recommended Budget 2024-2025	Recommended Change from Adopted
Intergovernmental Revenues	\$220,231	\$222,870	\$222,870	\$216,098	\$216,098	\$(6,772)
Miscellaneous Revenues	\$17,720	\$31,707	—	\$31,707	\$31,707	—
Subtotal	\$237,951	\$254,577	\$222,870	\$247,805	\$247,805	\$(6,772)
General Fund Contributions	\$98,493	\$234,787	\$155,074	\$5,236	\$4,253	\$(230,534)
Total Source of Funds	\$336,444	\$489,364	\$377,944	\$253,041	\$252,058	\$(237,306)

Unit Description


The Office of Community Engagement & Strategic Advocacy (OCESA) provides management capacity and community engagement support to the Board of Supervisors and County departments. A key role of this program is to develop and implement measures to communicate County programs and priorities to the full range of the community, particularly those historically underserved segments. Another key function of the program is communicating

community priorities and key issues to the County government structure. The program is also responsible for the Monterey County Gang Violence Prevention Initiative, a strategic priority adopted by the BOS in May 2013, which implements a framework of collaboration among stakeholders and engages the public at large. The program functions as staff for the Health, Housing, and Human Services Committee of the Board of Supervisors.

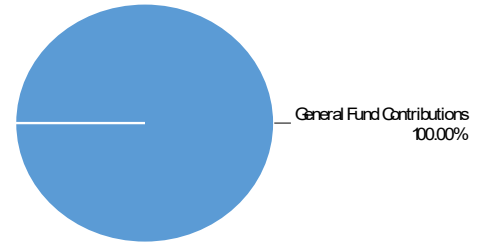
Economic Development Administration

(Budget Unit 8514—Fund 001—Appropriation Unit CAO038)

Use of Funds



Source of Funds



Use of Funds

Expenditures	Prior Year 2022-2023	Adopted Budget 2023-2024	CY Estimate 2023-2024	Requested Budget 2024-2025	Recommended Budget 2024-2025	Recommended Change from Adopted
Salaries and Employee Benefits	\$400,197	\$419,982	\$419,570	\$444,298	\$438,844	\$18,862
Services and Supplies	\$182,285	\$142,495	\$140,466	\$138,663	\$138,663	\$(3,832)
Other Charges	\$490,863	\$49,729	\$49,872	\$(182,741)	\$(182,741)	\$(232,470)
Subtotal	\$1,073,345	\$612,206	\$609,908	\$400,220	\$394,766	\$(217,440)

Source of Funds

Revenues	Prior Year 2022-2023	Adopted Budget 2023-2024	CY Estimate 2023-2024	Requested Budget 2024-2025	Recommended Budget 2024-2025	Recommended Change from Adopted
Intergovernmental Revenues	—	\$12,924	\$12,924	—	—	\$(12,924)
Subtotal	—	\$12,924	\$12,924	—	—	\$(12,924)
General Fund Contributions	\$1,073,345	\$599,282	\$596,984	\$400,220	\$394,766	\$(204,516)
Total Source of Funds	\$1,073,345	\$612,206	\$609,908	\$400,220	\$394,766	\$(217,440)

Unit Description

This unit contains the staff and administrative costs of the Economic Development Administration. Staff within this unit are responsible for the County's economic development, Development Set Aside Agencies funding, small business loans, and the County's Comprehensive Economic Development Strategy. Other responsibilities include staffing the Economic Development Committee (EDC).

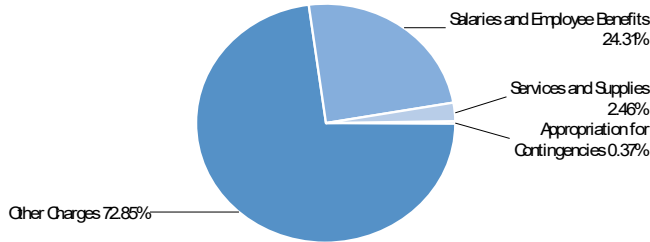
Recommended FY 2024-25 Positions

Classification Code	Classification Label	FTE
14C30	MANAGEMENT ANALYST II	1.00
14M12	ECONOMIC DEVELOPMENT MANAGER	1.00
Total		2.00

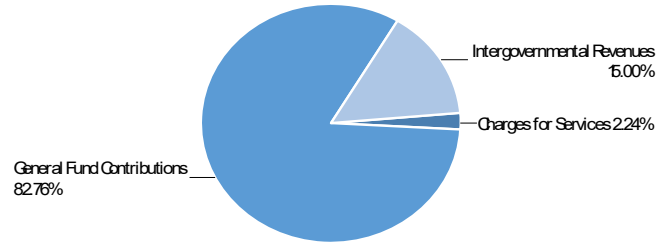
Cannabis

(Budget Unit 8533—Fund 001—Appropriation Unit CAO004)

Use of Funds



Source of Funds



Use of Funds

Expenditures	Prior Year 2022-2023	Adopted Budget 2023-2024	CY Estimate 2023-2024	Requested Budget 2024-2025	Recommended Budget 2024-2025	Recommended Change from Adopted
Salaries and Employee Benefits	\$777,865	\$697,714	\$674,266	\$717,278	\$705,607	\$7,893
Services and Supplies	\$71,433	\$80,222	\$191,949	\$71,523	\$71,523	\$(8,699)
Other Charges	\$644,584	\$1,840,868	\$880,883	\$2,114,368	\$2,114,368	\$273,500
Capital Assets	\$995	—	—	—	—	—
Appropriation for Contingencies	—	\$10,750	\$10,750	\$10,750	\$10,750	—
Subtotal	\$1,494,877	\$2,629,554	\$1,757,848	\$2,913,919	\$2,902,248	\$272,694

Source of Funds

Revenues	Prior Year 2022-2023	Adopted Budget 2023-2024	CY Estimate 2023-2024	Requested Budget 2024-2025	Recommended Budget 2024-2025	Recommended Change from Adopted
Intergovernmental Revenues	\$606,306	\$1,813,758	\$949,061	\$435,476	\$435,476	\$(1,378,282)
Charges for Services	\$80,251	\$50,000	\$56,857	\$65,000	\$65,000	\$15,000
Subtotal	\$686,557	\$1,863,758	\$1,005,918	\$500,476	\$500,476	\$(1,363,282)
General Fund Contributions	\$808,321	\$765,796	\$751,930	\$2,413,443	\$2,401,772	\$1,635,976
Total Source of Funds	\$1,494,877	\$2,629,554	\$1,757,848	\$2,913,919	\$2,902,248	\$272,694

Unit Description

The Cannabis Program is the local regulatory agency that manages the Cannabis Business Permit, oversight and coordination of the cannabis compliance inspection process between the Housing and Community Development and local Fire agencies to ensure operator compliance; coordination of the seven other County departments to collaborate and share information related to permits, licenses, and other requirements; management of cannabis-related grants; and serving as ombudsperson to assist the industry in navigating County processes and requirements. Additional Cannabis Program responsibilities include implementation of the Strategic Plan, monitoring and updating the Board of Supervisors with the balance of the cannabis assignment, permit/license statuses, resource utilization of the seven participating departments, and cannabis tax revenue collection and payment plan outcomes. The Cannabis Program is in a

unique position that requires County leadership to be adaptive when addressing emergent issues to ensure the sustainability of this new cannabis industry within the County of Monterey, which is yet to stabilize across the state and nation.

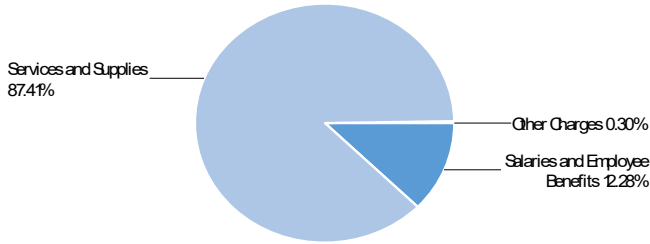
Recommended FY 2024-25 Positions

Classification Code	Classification Label	FTE
14C30	MANAGEMENT ANALYST II	1.00
14C31	MANAGEMENT ANALYST III	1.00
14M05	CANNABIS PROGRAM MANAGER	1.00
80A32	SENIOR SECRETARY	1.00
Total		4.00

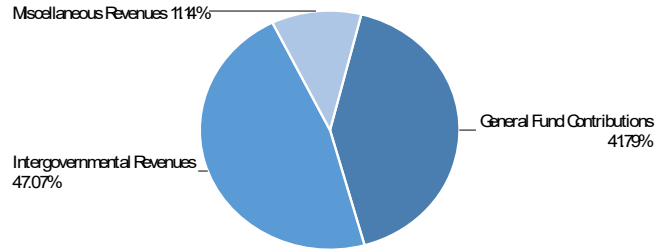
Sustainability

(Budget Unit 8587—Fund 001—Appropriation Unit CAO004)

Use of Funds



Source of Funds



Use of Funds

Expenditures	Prior Year 2022-2023	Adopted Budget 2023-2024	CY Estimate 2023-2024	Requested Budget 2024-2025	Recommended Budget 2024-2025	Recommended Change from Adopted
Salaries and Employee Benefits	\$521	\$332,050	\$245,300	\$162,517	\$162,517	\$(169,533)
Services and Supplies	—	\$1,080,855	\$1,081,452	\$1,187,530	\$1,156,530	\$75,675
Other Charges	—	—	—	\$4,009	\$4,009	\$4,009
Capital Assets	—	\$534,969	—	—	—	\$(534,969)
Subtotal	\$521	\$1,947,874	\$1,326,752	\$1,354,056	\$1,323,056	\$(624,818)

Source of Funds

Revenues	Prior Year 2022-2023	Adopted Budget 2023-2024	CY Estimate 2023-2024	Requested Budget 2024-2025	Recommended Budget 2024-2025	Recommended Change from Adopted
Intergovernmental Revenues	—	\$1,189,164	\$654,195	\$622,731	\$622,731	\$(566,433)
Miscellaneous Revenues	—	\$150,000	\$150,000	\$147,400	\$147,400	\$(2,600)
Subtotal	—	\$1,339,164	\$804,195	\$770,131	\$770,131	\$(569,033)
General Fund Contributions	\$521	\$608,710	\$522,557	\$583,925	\$552,925	\$(55,785)
Total Source of Funds	\$521	\$1,947,874	\$1,326,752	\$1,354,056	\$1,323,056	\$(624,818)

Unit Description

The Sustainability Program manages projects and programs ensuring compliance with State law and local regulations related to greenhouse gas emissions and sustainable energy. The Program develops and implements the Community Climate Action Plan and the Municipal Climate Action Plan. These plans contain strategies for reducing emissions from greenhouse gases internally within County government operations as well as externally countywide through the development of policies and local regulations. The Program staffs the Board of Supervisors Alternate Energy and Environment Committee and develops policies and regulations regarding sustainability for

consideration by the Board of Supervisors. In addition, the Program recommends sustainable infrastructure projects to County departments and applies for, manages and implements energy-related grants.


Recommended FY 2024-25 Positions

Classification Code	Classification Label	FTE
14C31	MANAGEMENT ANALYST III	1.00
14M06	SUSTAINABILITY PROGRAM MANAGER	1.00
Total		2.00

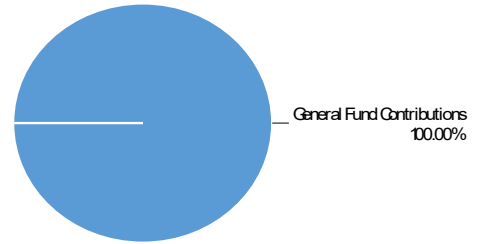
Communications

(Budget Unit 8597—Fund 001—Appropriation Unit CAO004)

Use of Funds



Source of Funds



Use of Funds

Expenditures	Prior Year 2022-2023	Adopted Budget 2023-2024	CY Estimate 2023-2024	Requested Budget 2024-2025	Recommended Budget 2024-2025	Recommended Change from Adopted
Salaries and Employee Benefits	—	—	—	\$495,292	\$495,292	\$495,292
Services and Supplies	—	—	—	\$175,484	\$175,484	\$175,484
Subtotal	—	—	—	\$670,776	\$670,776	\$670,776

Source of Funds

Revenues	Prior Year 2022-2023	Adopted Budget 2023-2024	CY Estimate 2023-2024	Requested Budget 2024-2025	Recommended Budget 2024-2025	Recommended Change from Adopted
General Fund Contributions	—	—	—	\$670,776	\$670,776	\$670,776
Total Source of Funds	—	—	—	\$670,776	\$670,776	\$670,776

Unit Description

The office of the Homeless Services Director plans, directs, coordinates, implements, and evaluates the goals and Countywide strategic plan to address homelessness. This office develops and maintains a framework for activities to build a strong inter-departmental and inter-jurisdictional coordination structure, develop and align policies, promote, manage, and evaluate systems integration, and promote collaboration among State and local public agencies, non-profits, homeless advocacy groups, educational institutions, businesses, community groups, and County departments.


Recommended FY 2024-25 Positions

Classification Code	Classification Label	FTE
14A28	COUNTY COMMUNICATIONS DIRECTOR	1.00
14C31	MANAGEMENT ANALYST III	1.00
14C37	COUNTY MEDIA ANALYST	1.00
Total		3.00

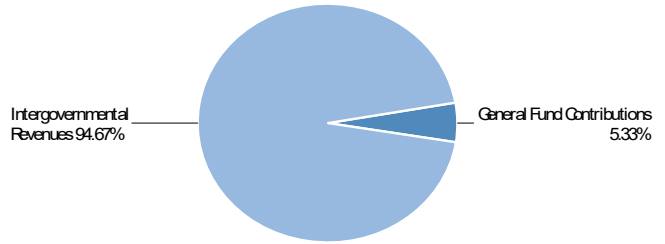
Homelessness Strategies and Initiatives

(Budget Unit 8598—Fund 001—Appropriation Unit CAO004)

Use of Funds



Source of Funds



Use of Funds

Expenditures	Prior Year 2022-2023	Adopted Budget 2023-2024	CY Estimate 2023-2024	Requested Budget 2024-2025	Recommended Budget 2024-2025	Recommended Change from Adopted
Salaries and Employee Benefits	—	—	—	\$675,169	\$675,169	\$675,169
Services and Supplies	—	—	—	\$175,274	\$175,274	\$175,274
Other Charges	—	—	—	\$7,691,435	\$7,691,435	\$7,691,435
Subtotal	—	—	—	\$8,541,878	\$8,541,878	\$8,541,878

Source of Funds

Revenues	Prior Year 2022-2023	Adopted Budget 2023-2024	CY Estimate 2023-2024	Requested Budget 2024-2025	Recommended Budget 2024-2025	Recommended Change from Adopted
Intergovernmental Revenues	—	—	—	\$8,086,355	\$8,086,355	\$8,086,355
Subtotal	—	—	—	\$8,086,355	\$8,086,355	\$8,086,355
General Fund Contributions	—	—	—	\$455,523	\$455,523	\$455,523
Total Source of Funds	—	—	—	\$8,541,878	\$8,541,878	\$8,541,878

Unit Description

The office of the Homeless Services Director plans, directs, coordinates, implements, and evaluates the goals and Countywide strategic plan to address homelessness. This office develops and maintains a framework for activities to build a strong inter-departmental and inter-jurisdictional coordination structure, develop and align policies, promote, manage, and evaluate systems integration, and promote collaboration among State and local public agencies, non-profits, homeless advocacy groups, educational institutions, businesses, community groups, and County departments.

Recommended FY 2024-25 Positions

Classification Code	Classification Label	FTE
14C30	MANAGEMENT ANALYST II	1.00
14G02	MANAGEMENT ANALYST I	1.00
14M25	COUNTY HOMELESS SERVICES DIRECTOR	1.00
Total		3.00

Emergency Operations Center

(Budget Unit 8541—Fund 001—Appropriation Unit CAO005)

Use of Funds	Source of Funds
Intentionally Left Blank	Intentionally Left Blank

Use of Funds							
Expenditures	Prior Year 2022-2023	Adopted Budget 2023-2024	CY Estimate 2023-2024	Requested Budget 2024-2025	Recommended Budget 2024-2025	Recommended Change from Adopted	
Salaries and Employee Benefits	\$6,584	—	—	—	—	—	—
Services and Supplies	\$6,356,169	—	—	—	—	—	—
Other Charges	\$3,434	—	—	—	—	—	—
Capital Assets	\$24,034	—	—	—	—	—	—
Subtotal	\$6,390,221	—	—	—	—	—	—

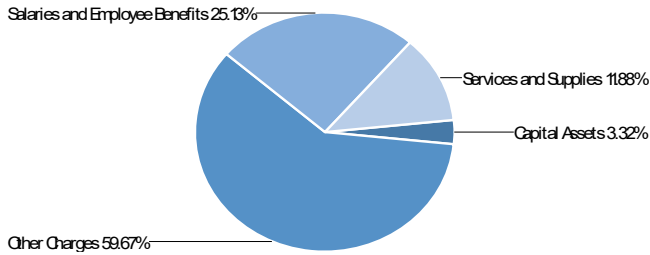
Source of Funds							
Revenues	Prior Year 2022-2023	Adopted Budget 2023-2024	CY Estimate 2023-2024	Requested Budget 2024-2025	Recommended Budget 2024-2025	Recommended Change from Adopted	
General Fund Contributions	\$6,390,221	—	—	—	—	—	—
Total Source of Funds	\$6,390,221	—	—	—	—	—	—

Unit Description
Beginning in FY 2023-24 this unit was transferred to the Department of Emergency Management.

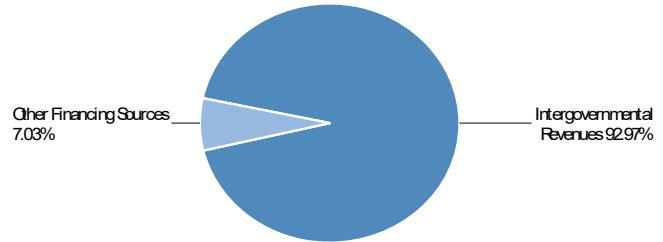
Workforce Development Board

(Budget Unit 8478—Fund 021—Appropriation Unit CAO030)

Use of Funds



Source of Funds



Use of Funds

Expenditures	Prior Year 2022-2023	Adopted Budget 2023-2024	CY Estimate 2023-2024	Requested Budget 2024-2025	Recommended Budget 2024-2025	Recommended Change from Adopted
Salaries and Employee Benefits	\$1,955,502	\$2,733,217	\$2,114,130	\$2,593,377	\$2,566,056	\$(167,161)
Services and Supplies	\$931,387	\$1,849,837	\$2,408,540	\$1,213,238	\$1,213,238	\$(636,599)
Other Charges	\$5,749,983	\$5,847,525	\$5,487,531	\$6,093,007	\$6,093,007	\$245,482
Capital Assets	\$306,336	—	—	\$338,500	\$338,500	\$338,500
Subtotal	\$8,943,207	\$10,430,579	\$10,010,201	\$10,238,122	\$10,210,801	\$(219,778)

Source of Funds

Revenues	Prior Year 2022-2023	Adopted Budget 2023-2024	CY Estimate 2023-2024	Requested Budget 2024-2025	Recommended Budget 2024-2025	Recommended Change from Adopted
Revenue from Use of Money & Property	\$(3,771)	—	—	—	—	—
Intergovernmental Revenues	\$7,947,299	\$9,694,035	\$9,720,861	\$10,248,500	\$10,248,500	\$554,465
Miscellaneous Revenues	\$158,014	—	\$72,561	—	—	—
Other Financing Sources	\$711,544	\$736,544	\$216,779	\$775,000	\$775,000	\$38,456
Subtotal	\$8,813,086	\$10,430,579	\$10,010,201	\$11,023,500	\$11,023,500	\$592,921
Fund Balance	\$130,121	—	—	\$(785,378)	\$(812,699)	\$(812,699)
General Fund Contributions	\$(0)	—	—	—	—	—
Total Source of Funds	\$8,943,207	\$10,430,579	\$10,010,201	\$10,238,122	\$10,210,801	\$(219,778)

Unit Description

The Monterey County Workforce Development Board (MCWDB) provides career education, training, and employment services to residents of Monterey County and the region through its four Career Centers located in Salinas, Marina, Seaside, and Castroville. The MCWDB aims to improve the economy by promoting and supporting alignment of workforce and educational programs with priority industry sectors and local business needs. The MCWDB receives federal, state, and local grant funding to develop and provide programs for adults and youth. A Regional Equity and Recovery Partnerships grant from the State of California is funding job training programs in the areas of Health Care, Ag Tech, and Culinary Arts in

collaboration with several community colleges in the counties of Monterey, San Benito, and Santa Cruz. The MCWDB has also received state grant funding to develop and implement a 350-hour pre-apprenticeship program that is training 126 individuals for apprenticeships in the various building trades. In response to a series of weather-related disasters affecting the County of Monterey in 2022 and 2023, the MCWDB applied for and received a Disaster Recovery National Dislocated Worker Grant to provide temporary help to assist with the clean-up and restoration of public lands in the County. The MCWDB is applying for a similar grant in 2024. In addition, the MCWDB is working with the County's Department of Emergency Services to provide grant funding to qualifying businesses affected by the 2023 breach of the Pajaro levee.

Recommended FY 2024-25 Positions

Classification Code	Classification Label	FTE
12E16	WIB EXECUTIVE DIRECTOR	1.00
14C30	MANAGEMENT ANALYST II	2.00
14C31	MANAGEMENT ANALYST III	1.00
14G02	MANAGEMENT ANALYST I	1.00
20B11	ACCOUNTANT II	1.00
20B93	FINANCE MANAGER II	1.00
43J09	SENIOR DEPARTMENTAL INFORMATION SYSTEMS COORDINATOR	1.00
60G21	WIB EMPLOYMENT PROGRAMS REPRESENTATIVE II	3.00
60G33	WIB EMPLOYMENT PROGRAMS REPRESENTATIVE III	1.00
80A32	SENIOR SECRETARY	1.00
Total		13.00

Laguna Seca Recreational Area

(Budget Unit 8536—Fund 453—Appropriation Unit CAO046)

Use of Funds

Source of Funds

Intentionally Left Blank

Intentionally Left Blank

Use of Funds

Expenditures	Prior Year 2022-2023	Adopted Budget 2023-2024	CY Estimate 2023-2024	Requested Budget 2024-2025	Recommended Budget 2024-2025	Recommended Change from Adopted
Services and Supplies	\$(419,975)	—	—	—	—	—
Capital Assets	\$680	—	—	—	—	—
Subtotal	\$(419,296)	—	—	—	—	—

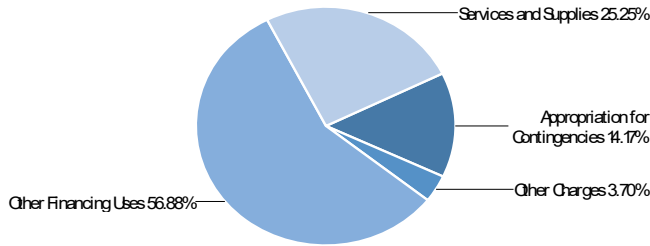
Source of Funds

Revenues	Prior Year 2022-2023	Adopted Budget 2023-2024	CY Estimate 2023-2024	Requested Budget 2024-2025	Recommended Budget 2024-2025	Recommended Change from Adopted
Revenue from Use of Money & Property	\$375	—	—	—	—	—
Subtotal	\$375	—	—	—	—	—
Fund Balance	\$(419,670)	—	—	—	—	—
General Fund Contributions	\$(0)	—	—	—	—	—
Total Source of Funds	\$(419,296)	—	—	—	—	—

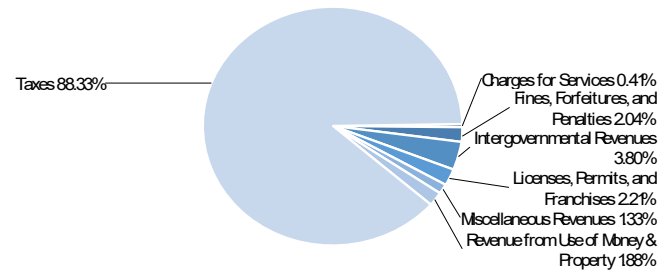
Beginning in FY 2022-23 this unit was transferred to Public Works Facilities and Parks.

CAO Non-Departmental

Use of Funds



Source of Funds



Use of Funds

Expenditures	Prior Year 2022-2023	Adopted Budget 2023-2024	CY Estimate 2023-2024	Requested Budget 2024-2025	Recommended Budget 2024-2025	Recommended Change from Adopted
Services and Supplies	\$4,427,170	\$9,103,933	\$5,175,026	\$15,161,048	\$14,908,523	\$5,804,590
Other Charges	\$2,170,959	\$2,670,657	\$2,619,397	\$2,191,016	\$2,186,016	\$(484,641)
Capital Assets	\$362,874	—	—	—	—	—
Other Financing Uses	\$125,561,205	\$45,051,912	\$49,483,036	\$33,186,632	\$33,586,632	\$(11,465,280)
Appropriation for Contingencies	—	\$3,406,868	\$2,376,868	\$8,367,056	\$8,367,056	\$4,960,188
Subtotal	\$132,522,208	\$60,233,370	\$59,654,327	\$58,905,752	\$59,048,227	\$(1,185,143)

Source of Funds

Revenues	Prior Year 2022-2023	Adopted Budget 2023-2024	CY Estimate 2023-2024	Requested Budget 2024-2025	Recommended Budget 2024-2025	Recommended Change from Adopted
Taxes	\$271,928,536	\$274,003,793	\$279,389,620	\$284,944,520	\$285,206,485	\$11,202,692
Licenses, Permits, and Franchises	\$9,254,288	\$6,260,703	\$7,151,144	\$7,151,144	\$7,151,144	\$890,441
Fines, Forfeitures, and Penalties	\$6,388,560	\$5,444,712	\$5,943,423	\$6,571,269	\$6,571,269	\$1,126,557
Revenue from Use of Money & Property	\$12,201,992	\$2,735,765	\$4,081,741	\$6,072,491	\$6,072,491	\$3,336,726
Intergovernmental Revenues	\$33,469,683	\$23,411,229	\$28,117,864	\$12,260,126	\$12,260,126	\$(11,151,103)
Charges for Services	\$21,297,369	\$20,509,673	\$16,605,166	\$1,333,765	\$1,333,765	\$(19,175,908)
Miscellaneous Revenues	\$4,658,506	\$4,482,928	\$4,293,941	\$4,300,028	\$4,300,028	\$(182,900)
Other Financing Sources	\$46,003,929	—	—	—	—	—
Subtotal	\$405,202,862	\$336,848,803	\$345,582,899	\$322,633,343	\$322,895,308	\$(13,953,495)
Fund Balance	\$(69,194,296)	\$(5,796,774)	\$(5,305,086)	\$(3,146,464)	\$(2,146,464)	\$3,650,310
General Fund Contributions	\$(203,486,358)	\$(270,818,659)	\$(280,623,486)	\$(260,581,127)	\$(261,700,617)	\$9,118,042
Total Source of Funds	\$132,522,208	\$60,233,370	\$59,654,327	\$58,905,752	\$59,048,227	\$(1,185,143)

Description:

The CAO's non-departmental operations consist of annual debt service, contributions to fire agencies, contributions to other funds within the County and external agencies, appropriation for contingencies, economic development set-asides, memberships in governmental organizations (e.g., California State Association of Counties), Resource Planning Internal Service Fund, support required for trial courts, and appropriation of realignment monies for health and social services programs.

Summary of Recommendation

The FY 2024-25 Recommended Budget for the CAO's nondepartmental operations is \$59,048,227, a decrease of \$1,185,143 from the prior year adopted budget, including \$17,962,222 decrease for Building Improvement and Replacement and \$731,345 decrease in contributions to community agencies. Partially offsetting these reductions include \$3,417,969 increase in transfers to outside funds, \$5,870,508 increase for Enterprise Resource Planning, \$4,535,634 increase in Proposition 172 revenue transfers to emergency

communications user agencies, and \$4,960,188 increase in contingencies to the level required by policy.

Appropriation Expenditure Detail

	Prior Year 2022-2023	Adopted Budget 2023-2024	CY Estimate 2023-2024	Requested Budget 2024-2025	Recommended Budget 2024-2025	Recommended Change from Adopted	Fund Code	Budget Unit Code
Contributions - Proposition 172 (CAO007)	3,529,729	4,041,183	4,041,183	4,116,793	4,116,793	75,610	001	8028
Contributions- Other Agencies (CAO007)	1,443,608	1,369,195	1,359,179	642,850	637,850	(731,345)	001	8029
Trial Courts (CAO008)	7,966,569	8,288,269	7,964,682	8,618,742	8,618,742	330,473	001	8031
Contingencies (CAO020)	5,612,198	3,406,868	2,126,868	8,367,056	8,367,056	4,960,188	001	8034
County Memberships (CAO013)	81,438	93,925	93,925	90,040	90,040	(3,885)	001	8035
Medical Care Services (CAO016)	3,900,648	3,900,648	3,900,648	3,900,648	3,900,648	0	001	8037
Other Financing Uses (CAO017)	105,275,316	20,632,381	20,882,381	24,650,350	24,050,350	3,417,969	001	8038
Other General Expenditures (CAO014)	19,575	200,000	200,000	200,000	47,475	(152,525)	001	8039
Homeland Security Grant (CAO023)	590,492	0	0	0	0	0	024	8412
Auxiliary Services (CAO027)	17,700	51,125	28,535	370,172	370,172	319,047	001	8472
Vehicle Replacement Planning (CAO032)	0	0	0	0	0	0	478	8483
Enterprise Resource Planning (CAO034)	354,834	3,623,974	0	9,494,482	9,494,482	5,870,508	478	8506
Development Set- Aside (CAO036)	3,752,000	4,379,113	4,379,113	4,299,974	4,199,974	(179,139)	001	8512
Revolving Loan Program (CAO040)	(286,827)	1,150,500	1,150,500	259,957	259,957	(890,543)	011	8516
Community Development Grant (CAO042)	0	0	0	0	0	0	013	8518
Castro/Paj HS-A (CAO044)	0	0	0	0	0	0	175	8520
Building Improvement and Replacement (CAO047)	348,369	9,297,795	9,297,795	(9,664,427)	(8,664,427)	(17,962,222)	478	8539

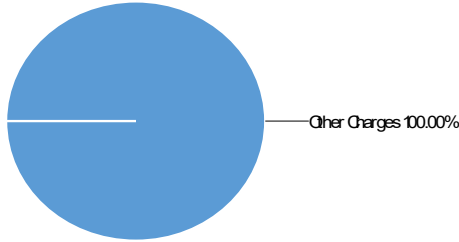
Appropriation Expenditure Detail

	Prior Year 2022-2023	Adopted Budget 2023-2024	CY Estimate 2023-2024	Requested Budget 2024-2025	Recommended Budget 2024-2025	Recommended Change from Adopted	Fund Code	Budget Unit Code
Equipment Replacement (CAO048)	(259,768)	(501,606)	(501,606)	(1,377,394)	(1,377,394)	(875,788)	478	8568
Pension Unfunded Liability (CAO049)	176,328	300,000	300,000	400,875	400,875	100,875	030	8570
Prop 172 Contribution to ECD (CAO004)	0	0	0	0	0	0	001	8596
Prop 172 Contribution to ECD (CAO007)	0	0	4,431,124	4,535,634	4,535,634	4,535,634	001	8596
Subtotal	132,522,208	60,233,370	59,654,327	58,905,752	59,048,227	(1,185,143)		

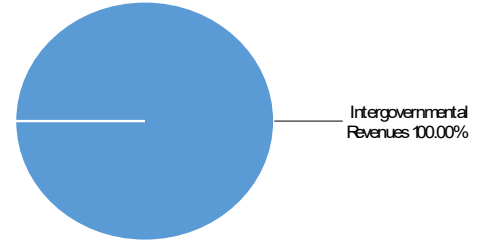
Contributions - Proposition 172

(Budget Unit 8028—Fund 001—Appropriation Unit CAO007)

Use of Funds



Source of Funds



Use of Funds

Expenditures	Prior Year 2022-2023	Adopted Budget 2023-2024	CY Estimate 2023-2024	Requested Budget 2024-2025	Recommended Budget 2024-2025	Recommended Change from Adopted
Other Charges	\$3,529,729	\$4,041,183	\$4,041,183	\$4,116,793	\$4,116,793	\$75,610
Subtotal	\$3,529,729	\$4,041,183	\$4,041,183	\$4,116,793	\$4,116,793	\$75,610

Source of Funds

Revenues	Prior Year 2022-2023	Adopted Budget 2023-2024	CY Estimate 2023-2024	Requested Budget 2024-2025	Recommended Budget 2024-2025	Recommended Change from Adopted
Intergovernmental Revenues	\$4,116,793	\$4,041,183	\$4,041,183	\$4,116,793	\$4,116,793	\$75,610
Subtotal	\$4,116,793	\$4,041,183	\$4,041,183	\$4,116,793	\$4,116,793	\$75,610
General Fund Contributions	\$(587,064)	—	—	—	—	—
Total Source of Funds	\$3,529,729	\$4,041,183	\$4,041,183	\$4,116,793	\$4,116,793	\$75,610

Unit Description

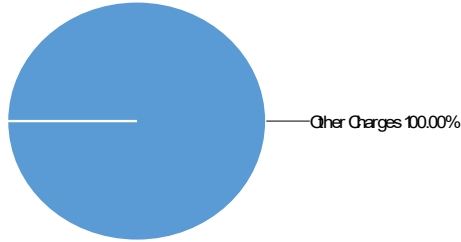
This unit accounts for the County’s Public Safety Sales Tax (Proposition 172) revenues that the County contributes to fire protection service providers in the unincorporated areas. In FY 2011-12, the CAO and the Association of Fire Fighters and Volunteer Fire

Companies agreed to a disbursement model for Proposition 172 revenues. Beginning FY 2011-12, the County began sharing with the Association 9.13% of Proposition 172 revenues for the most recently audited fiscal year.

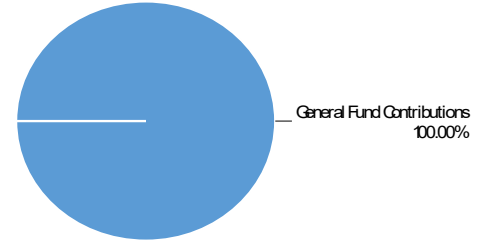
Contributions-Other Agencies

(Budget Unit 8029—Fund 001—Appropriation Unit CAO007)

Use of Funds



Source of Funds



Use of Funds

Expenditures	Prior Year 2022-2023	Adopted Budget 2023-2024	CY Estimate 2023-2024	Requested Budget 2024-2025	Recommended Budget 2024-2025	Recommended Change from Adopted
Services and Supplies	\$2,138	—	\$25,000	—	—	—
Other Charges	\$1,441,471	\$1,369,195	\$1,334,179	\$642,850	\$637,850	\$(731,345)
Subtotal	\$1,443,608	\$1,369,195	\$1,359,179	\$642,850	\$637,850	\$(731,345)

Source of Funds

Revenues	Prior Year 2022-2023	Adopted Budget 2023-2024	CY Estimate 2023-2024	Requested Budget 2024-2025	Recommended Budget 2024-2025	Recommended Change from Adopted
General Fund Contributions	\$1,443,608	\$1,369,195	\$1,359,179	\$642,850	\$637,850	\$(731,345)
Total Source of Funds	\$1,443,608	\$1,369,195	\$1,359,179	\$642,850	\$637,850	\$(731,345)

Unit Description

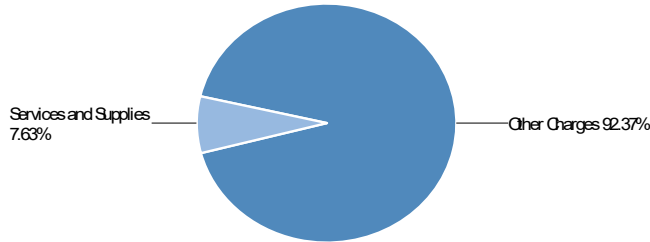
This unit tracks contributions made to other agencies, including: Association of Monterey Bay Area Governments; Court Appointed Special Advocates; Local Agency Formation Commission; Monterey

Bay Unified Air Pollution Control District; Pajaro River Watershed Flood Prevention Authority; Pajaro/Sunny Mesa Community Services District; Prunedale Senior Center.

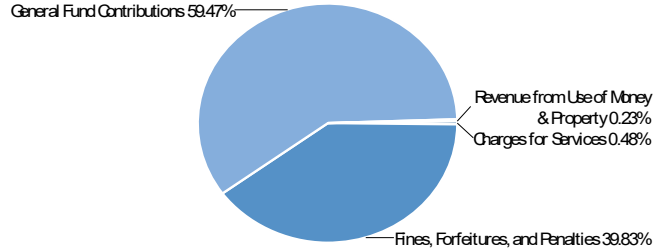
Trial Courts

(Budget Unit 8031—Fund 001—Appropriation Unit CAO008)

Use of Funds



Source of Funds



Use of Funds

Expenditures	Prior Year 2022-2023	Adopted Budget 2023-2024	CY Estimate 2023-2024	Requested Budget 2024-2025	Recommended Budget 2024-2025	Recommended Change from Adopted
Services and Supplies	\$5,611	\$327,311	\$3,724	\$657,784	\$657,784	\$330,473
Other Charges	\$7,960,958	\$7,960,958	\$7,960,958	\$7,960,958	\$7,960,958	—
Subtotal	\$7,966,569	\$8,288,269	\$7,964,682	\$8,618,742	\$8,618,742	\$330,473

Source of Funds

Revenues	Prior Year 2022-2023	Adopted Budget 2023-2024	CY Estimate 2023-2024	Requested Budget 2024-2025	Recommended Budget 2024-2025	Recommended Change from Adopted
Fines, Forfeitures, and Penalties	\$2,433,846	\$3,092,194	\$2,804,003	\$3,431,849	\$3,431,849	\$339,655
Revenue from Use of Money & Property	\$5,678	\$6,472	\$15,560	\$19,457	\$19,457	\$12,985
Charges for Services	\$43,013	\$52,968	\$35,067	\$41,369	\$41,369	\$(11,599)
Miscellaneous Revenues	\$6,172	\$12,592	\$2,265	\$2,024	\$2,024	\$(10,568)
Subtotal	\$2,488,709	\$3,164,226	\$2,856,895	\$3,494,699	\$3,494,699	\$330,473
General Fund Contributions	\$5,477,860	\$5,124,043	\$5,107,787	\$5,124,043	\$5,124,043	—
Total Source of Funds	\$7,966,569	\$8,288,269	\$7,964,682	\$8,618,742	\$8,618,742	\$330,473

Unit Description

The Trial Courts budget accounts for the County’s obligations to the State on behalf of the Courts as outlined in Senate Bill (SB) 1732 and subsequently amended by Assembly Bill (AB) 233, the Trial Courts Funding Act of 2002 (the Act). AB 233 authorized the transfer of responsibility for Trial Courts funding from counties to the State and established an expenditure and revenue Maintenance of Effort (MOE) obligation for each county. The County MOE is based on the amount of County General Funds expended for Trial Courts operations and the amount of certain designated fines and forfeiture revenues distributed to the State in the base year (FY 1994-95). Additionally, AB 233 required the County to share with the State any increase in revenues on 50-50 basis that occurred beyond the revenue base set forth in the Act.

The Trial Courts budget provides for local Trial Courts activities that affect County expenditures and revenues, including: Trial Courts MOE payments; County Facility Payments (CFPs); 50-50 revenue share with the State; revenue collection related costs for specified

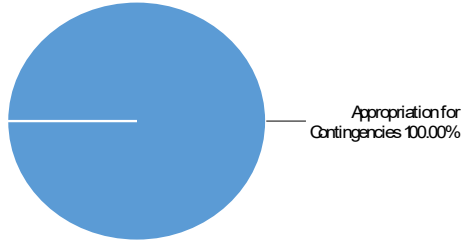
fines and fees; judicial benefits and other court collection costs, as agreed to between the County, the Superior Court of Monterey County, and the Administration Office of the Courts (AOC). Revenues reflect all fines, forfeitures, and fees currently collected on behalf of the County by both the Superior Court of Monterey County and the Revenue Division of the Treasurer -Tax Collector’s Office. The Revenue Division is responsible for the Criminal Court Collections Program (CCCP) for the County.

Pursuant to the Act, the County transferred the Marina Courthouse title to the AOC, effective December 31, 2008. On March 30, 2009, the County executed a transfer of responsibility for the Monterey, King City, and Juvenile Court facilities. Responsibility for the Salinas North Wing Court Facility transferred to the AOC on October 12, 2010. However, title to the North Wing and Monterey facilities will not transfer to the AOC until the bonded indebtedness, to which the buildings are subject, is paid. CFPs associated with these transfers are budgeted in this unit.

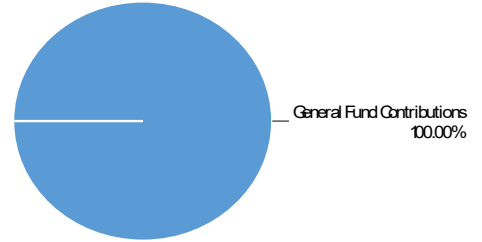
Contingencies

(Budget Unit 8034—Fund 001—Appropriation Unit CAO020)

Use of Funds



Source of Funds



Use of Funds

Expenditures	Prior Year 2022-2023	Adopted Budget 2023-2024	CY Estimate 2023-2024	Requested Budget 2024-2025	Recommended Budget 2024-2025	Recommended Change from Adopted
Other Financing Uses	\$5,612,198	—	\$(250,000)	—	—	—
Appropriation for Contingencies	—	\$3,406,868	\$2,376,868	\$8,367,056	\$8,367,056	\$4,960,188
Subtotal	\$5,612,198	\$3,406,868	\$2,126,868	\$8,367,056	\$8,367,056	\$4,960,188

Source of Funds

Revenues	Prior Year 2022-2023	Adopted Budget 2023-2024	CY Estimate 2023-2024	Requested Budget 2024-2025	Recommended Budget 2024-2025	Recommended Change from Adopted
General Fund Contributions	\$5,612,198	\$3,406,868	\$2,126,868	\$8,367,056	\$8,367,056	\$4,960,188
Total Source of Funds	\$5,612,198	\$3,406,868	\$2,126,868	\$8,367,056	\$8,367,056	\$4,960,188

Unit Description

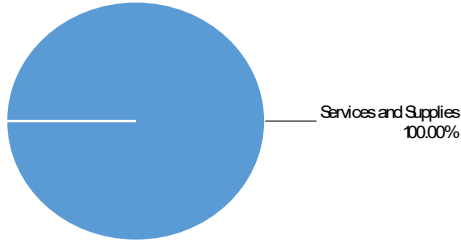
The County maintains a portion of the General Fund as an appropriation for operational contingencies to provide the County with sufficient working capital and a margin of safety for such impacts as natural disasters, economic shocks resulting in significant revenue shortfalls and/or program changes. Monterey County's

financial policies specify an annual appropriation for contingencies equivalent to 1% of total General Fund estimated revenues. In the event of an emergency and/or unexpected revenue decline, the appropriation for contingencies may be used at the discretion of and by action of the BOS. These funds are utilized only after all other budget sources have been examined.

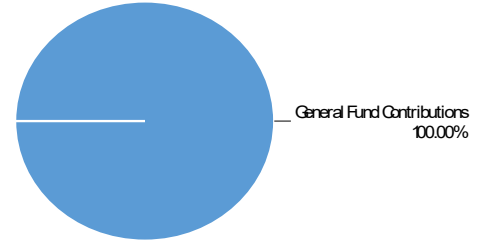
County Memberships

(Budget Unit 8035—Fund 001—Appropriation Unit CAO013)

Use of Funds



Source of Funds



Use of Funds

Expenditures	Prior Year 2022-2023	Adopted Budget 2023-2024	CY Estimate 2023-2024	Requested Budget 2024-2025	Recommended Budget 2024-2025	Recommended Change from Adopted
Services and Supplies	\$81,438	\$93,925	\$93,925	\$90,040	\$90,040	\$(3,885)
Subtotal	\$81,438	\$93,925	\$93,925	\$90,040	\$90,040	\$(3,885)

Source of Funds

Revenues	Prior Year 2022-2023	Adopted Budget 2023-2024	CY Estimate 2023-2024	Requested Budget 2024-2025	Recommended Budget 2024-2025	Recommended Change from Adopted
Intergovernmental Revenues	—	\$8,261	\$8,261	—	—	\$(8,261)
Subtotal	—	\$8,261	\$8,261	—	—	\$(8,261)
General Fund Contributions	\$81,438	\$85,664	\$85,664	\$90,040	\$90,040	\$4,376
Total Source of Funds	\$81,438	\$93,925	\$93,925	\$90,040	\$90,040	\$(3,885)

Unit Description

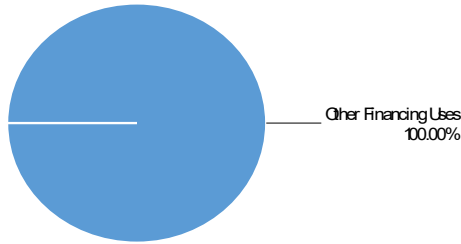
This unit provides payment for annual memberships to California Coastal Trail Association (CCTA), California State Association of Counties (CSAC), National Association of Counties (NACO), Rural

County Representatives of California (RCRC). These organizations provide information on issues of interest to the County and provide an opportunity for the County to network with other boards and administrative staff.

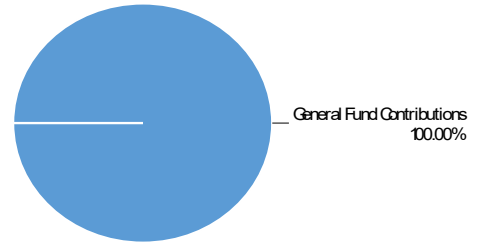
Medical Care Services

(Budget Unit 8037—Fund 001—Appropriation Unit CAO016)

Use of Funds



Source of Funds



Use of Funds

Expenditures	Prior Year 2022-2023	Adopted Budget 2023-2024	CY Estimate 2023-2024	Requested Budget 2024-2025	Recommended Budget 2024-2025	Recommended Change from Adopted
Other Financing Uses	\$3,900,648	\$3,900,648	\$3,900,648	\$3,900,648	\$3,900,648	—
Subtotal	\$3,900,648	\$3,900,648	\$3,900,648	\$3,900,648	\$3,900,648	—

Source of Funds

Revenues	Prior Year 2022-2023	Adopted Budget 2023-2024	CY Estimate 2023-2024	Requested Budget 2024-2025	Recommended Budget 2024-2025	Recommended Change from Adopted
General Fund Contributions	\$3,900,648	\$3,900,648	\$3,900,648	\$3,900,648	\$3,900,648	—
Total Source of Funds	\$3,900,648	\$3,900,648	\$3,900,648	\$3,900,648	\$3,900,648	—

Unit Description

Pursuant to Welfare and Institutions Code Section 17000, counties are required to provide medical care to indigent residents lawfully residing in the County when such persons are not supported by some other means. In prior fiscal years, the Medical Care Services unit provided a General Fund payment to Natividad Medical Center and the Health Department to cover costs associated with indigent medical care. Beginning in FY 2012-13, a change in accounting for realignment dollars resulted in this unit being used to appropriate Vehicle License Fee (VLF) for the Health Department and the

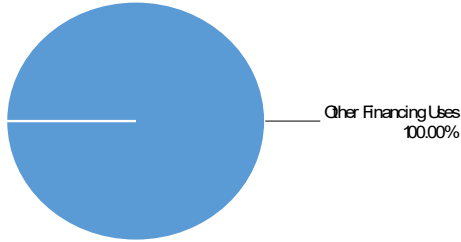
Department of Social Services; the County’s portion of the Sales Tax Revenue match for health services; and the Sales Tax Revenue match for Mental Health Services. However, changes in statutes eliminated the requirement for counties to deposit VLF into the General Fund; therefore, they are deposited directly into their respective trust fund accounts.

The Recommended Budget allocates the Public Health Realignment funds as follows: \$532,678 Behavioral Health Mental Health Services and \$3.4 million Health Department’s Maintenance of Effort.

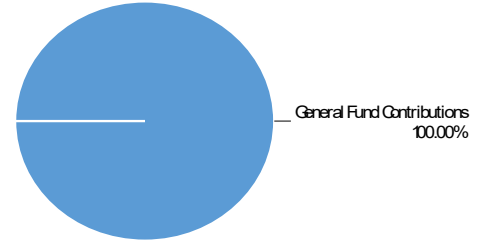
Other Financing Uses

(Budget Unit 8038—Fund 001—Appropriation Unit CAO017)

Use of Funds



Source of Funds



Use of Funds

Expenditures	Prior Year 2022-2023	Adopted Budget 2023-2024	CY Estimate 2023-2024	Requested Budget 2024-2025	Recommended Budget 2024-2025	Recommended Change from Adopted
Other Financing Uses	\$105,275,316	\$20,632,381	\$20,882,381	\$24,650,350	\$24,050,350	\$3,417,969
Subtotal	\$105,275,316	\$20,632,381	\$20,882,381	\$24,650,350	\$24,050,350	\$3,417,969

Source of Funds

Revenues	Prior Year 2022-2023	Adopted Budget 2023-2024	CY Estimate 2023-2024	Requested Budget 2024-2025	Recommended Budget 2024-2025	Recommended Change from Adopted
General Fund Contributions	\$105,275,316	\$20,632,381	\$20,882,381	\$24,650,350	\$24,050,350	\$3,417,969
Total Source of Funds	\$105,275,316	\$20,632,381	\$20,882,381	\$24,650,350	\$24,050,350	\$3,417,969

Unit Description

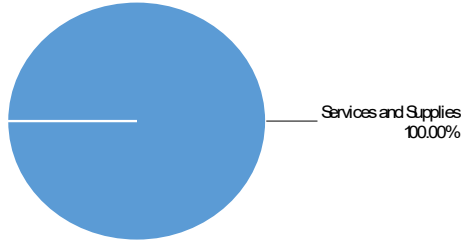
This unit makes payments and contributions from the General Fund to other County Funds for debt service, capital projects, contributions and general subsidies. Funding may also be included for issues requiring additional review, analysis, County services, and issues that are exempt from the Brown Act, such as real estate/property negotiations. Additionally, this unit includes annual transfers to the Road Fund and debt service.

The FY 2024-25 Recommended Budget for Other Financing Uses totals \$24,050,350, an increase of \$3,417,969 from the prior year attributed mainly to increases for the Road Fund and debt service. The FY 2024-25 Recommended Budget includes \$1,100,000 transfers for ITD projects funded by the Information Technology Charges Mitigation Assignment.

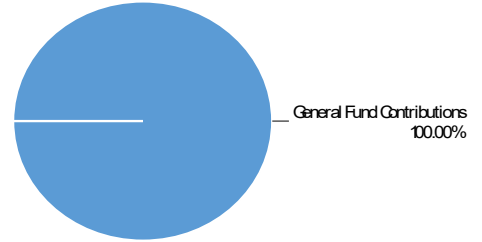
Other General Expenditures

(Budget Unit 8039—Fund 001—Appropriation Unit CAO014)

Use of Funds



Source of Funds



Use of Funds

Expenditures	Prior Year 2022-2023	Adopted Budget 2023-2024	CY Estimate 2023-2024	Requested Budget 2024-2025	Recommended Budget 2024-2025	Recommended Change from Adopted
Services and Supplies	\$102,840	\$200,000	\$200,000	\$200,000	\$47,475	\$(152,525)
Other Charges	\$(83,265)	—	—	—	—	—
Subtotal	\$19,575	\$200,000	\$200,000	\$200,000	\$47,475	\$(152,525)

Source of Funds

Revenues	Prior Year 2022-2023	Adopted Budget 2023-2024	CY Estimate 2023-2024	Requested Budget 2024-2025	Recommended Budget 2024-2025	Recommended Change from Adopted
General Fund Contributions	\$19,575	\$200,000	\$200,000	\$200,000	\$47,475	\$(152,525)
Total Source of Funds	\$19,575	\$200,000	\$200,000	\$200,000	\$47,475	\$(152,525)

Unit Description

This unit provides for general purpose expenses not allocated to an existing department or program, including external audit services and the Budget Committee.

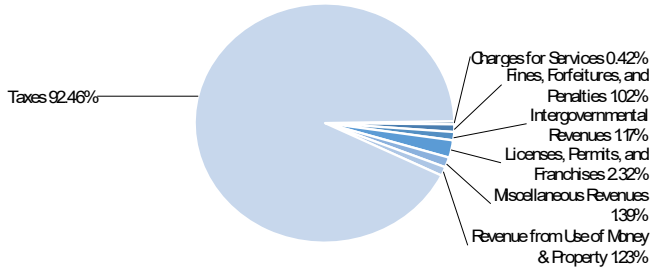
External audit services include financial statements, Single Audits, and non-CAFR entities.

The Budget Committee budget allows for the engagement of outside firms to conduct audits to ensure independence and oversight of the County’s financial reporting process. The committee will assist the Board to fulfill responsibilities regarding financial reporting, internal control systems, and the audit process.

Non-Program Revenue

(Budget Unit 8041—Fund 001—Appropriation Unit CAO019)

Source of Funds



Source of Funds

Revenues	Prior Year 2022-2023	Adopted Budget 2023-2024	CY Estimate 2023-2024	Requested Budget 2024-2025	Recommended Budget 2024-2025	Recommended Change from Adopted
Taxes	\$271,928,536	\$274,003,793	\$279,389,620	\$284,944,520	\$285,206,485	\$11,202,692
Licenses, Permits, and Franchises	\$9,254,288	\$6,260,703	\$7,151,144	\$7,151,144	\$7,151,144	\$890,441
Fines, Forfeitures, and Penalties	\$3,954,714	\$2,352,518	\$3,139,420	\$3,139,420	\$3,139,420	\$786,902
Revenue from Use of Money & Property	\$7,373,100	\$2,336,605	\$3,780,789	\$3,780,789	\$3,780,789	\$1,444,184
Intergovernmental Revenues	\$29,577,512	\$19,361,785	\$19,637,296	\$3,607,699	\$3,607,699	\$(15,754,086)
Charges for Services	\$1,851,818	\$1,154,668	\$1,292,396	\$1,292,396	\$1,292,396	\$137,728
Miscellaneous Revenues	\$4,525,668	\$4,470,336	\$4,283,004	\$4,283,004	\$4,283,004	\$(187,332)
Subtotal	\$328,465,636	\$309,940,408	\$318,673,669	\$308,198,972	\$308,460,937	\$(1,479,471)
General Fund Contributions	\$(328,465,636)	\$(309,940,408)	\$(318,673,669)	\$(308,198,972)	\$(308,460,937)	\$1,479,471
Total Source of Funds	—	—	—	—	—	—

Unit Description


This unit includes all non-program revenues that are not directly associated with operating departments. Non-program revenues are discretionary funds. Primary sources of non-program revenues

include property taxes, sales taxes, Transient Occupancy Tax, interest earnings, property transfer tax, utility franchises, tobacco settlement monies, cannabis tax revenue, open space subventions, discretionary State and federal aid, and property tax administrative cost recoveries.

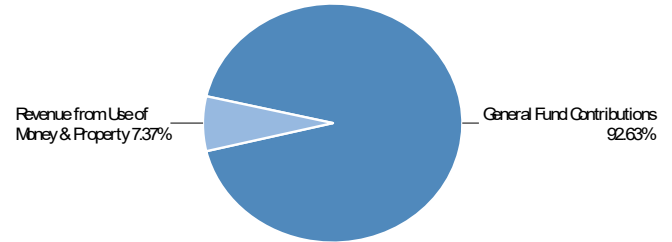
Auxiliary Services

(Budget Unit 8472—Fund 001—Appropriation Unit CAO027)

Use of Funds



Source of Funds



Use of Funds

Expenditures	Prior Year 2022-2023	Adopted Budget 2023-2024	CY Estimate 2023-2024	Requested Budget 2024-2025	Recommended Budget 2024-2025	Recommended Change from Adopted
Services and Supplies	\$2,913	\$45,856	\$23,264	\$47,247	\$47,247	\$1,391
Other Charges	\$(25)	\$5,269	\$5,271	\$322,925	\$322,925	\$317,656
Capital Assets	\$14,812	—	—	—	—	—
Subtotal	\$17,700	\$51,125	\$28,535	\$370,172	\$370,172	\$319,047

Source of Funds

Revenues	Prior Year 2022-2023	Adopted Budget 2023-2024	CY Estimate 2023-2024	Requested Budget 2024-2025	Recommended Budget 2024-2025	Recommended Change from Adopted
Revenue from Use of Money & Property	\$13,998	\$27,288	\$19,992	\$27,288	\$27,288	—
Subtotal	\$13,998	\$27,288	\$19,992	\$27,288	\$27,288	—
General Fund Contributions	\$3,702	\$23,837	\$8,543	\$342,884	\$342,884	\$319,047
Total Source of Funds	\$17,700	\$51,125	\$28,535	\$370,172	\$370,172	\$319,047

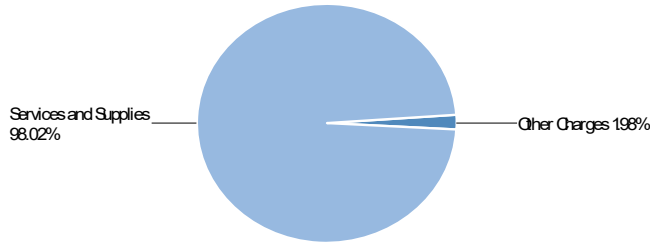
Unit Description

The Auxiliary Service unit oversees services for the County cafeterias and the daycare located at the Schilling Place complex.

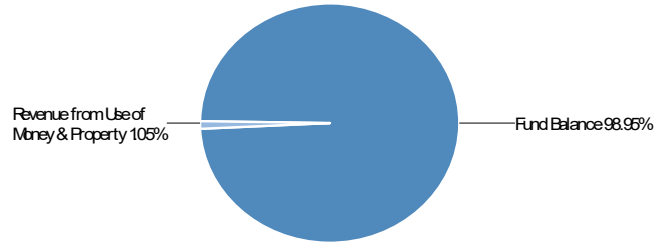
Enterprise Resource Planning

(Budget Unit 8506—Fund 478—Appropriation Unit CAO034)

Use of Funds



Source of Funds



Use of Funds

Expenditures	Prior Year 2022-2023	Adopted Budget 2023-2024	CY Estimate 2023-2024	Requested Budget 2024-2025	Recommended Budget 2024-2025	Recommended Change from Adopted
Services and Supplies	\$354,885	\$3,607,728	—	\$9,306,046	\$9,306,046	\$5,698,318
Other Charges	\$(51)	\$16,246	—	\$188,436	\$188,436	\$172,190
Subtotal	\$354,834	\$3,623,974	—	\$9,494,482	\$9,494,482	\$5,870,508

Source of Funds

Revenues	Prior Year 2022-2023	Adopted Budget 2023-2024	CY Estimate 2023-2024	Requested Budget 2024-2025	Recommended Budget 2024-2025	Recommended Change from Adopted
Revenue from Use of Money & Property	\$1,287,969	\$100,000	—	\$100,000	\$100,000	—
Charges for Services	\$4,000,000	\$4,024,334	—	—	—	\$(4,024,334)
Subtotal	\$5,287,969	\$4,124,334	—	\$100,000	\$100,000	\$(4,024,334)
Fund Balance	\$(4,933,135)	\$(500,360)	—	\$9,394,482	\$9,394,482	\$9,894,842
General Fund Contributions	\$(0)	—	—	—	—	—
Total Source of Funds	\$354,834	\$3,623,974	—	\$9,494,482	\$9,494,482	\$5,870,508

Unit Description

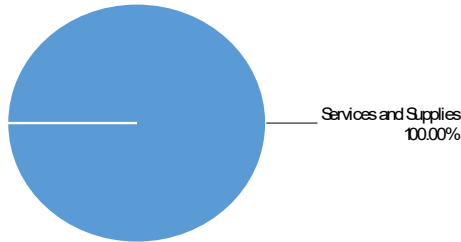
The Enterprise Resource Planning (ERP) unit is a component of the Resource Planning Internal Service Fund (ISF). The ERP unit is composed of an ERP replacement/upgrade reserve to be used for the cost of the County's upcoming ERP replacement. Departments are

billed annually for the reserve, thus minimizing fiscal impacts on departmental operations. A given department's allocation may change from year to year due to changes in the number of adopted full-time equivalents.

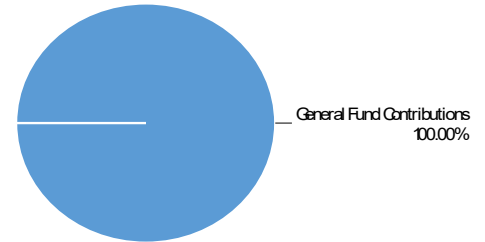
Development Set-Aside

(Budget Unit 8512—Fund 001—Appropriation Unit CAO036)

Use of Funds



Source of Funds



Use of Funds

Expenditures	Prior Year 2022-2023	Adopted Budget 2023-2024	CY Estimate 2023-2024	Requested Budget 2024-2025	Recommended Budget 2024-2025	Recommended Change from Adopted
Services and Supplies	\$3,752,000	\$4,379,113	\$4,379,113	\$4,299,974	\$4,199,974	\$(179,139)
Subtotal	\$3,752,000	\$4,379,113	\$4,379,113	\$4,299,974	\$4,199,974	\$(179,139)

Source of Funds

Revenues	Prior Year 2022-2023	Adopted Budget 2023-2024	CY Estimate 2023-2024	Requested Budget 2024-2025	Recommended Budget 2024-2025	Recommended Change from Adopted
General Fund Contributions	\$3,752,000	\$4,379,113	\$4,379,113	\$4,299,974	\$4,199,974	\$(179,139)
Total Source of Funds	\$3,752,000	\$4,379,113	\$4,379,113	\$4,299,974	\$4,199,974	\$(179,139)

Unit Description

The Development Set-Aside (DSA) unit provides funding for economic development, tourism marketing, filmmaking, cultural arts programs, and small business outreach that strengthen the workforce in Monterey County and broaden the County’s economic base to increase revenue and promote the creation and retention of jobs. The Board of Supervisors designated the Arts Council of Monterey

County (ACMC), the Monterey County Convention and Visitors Bureau (MCCVB), the Monterey County Film Commission (MCFC), and the Monterey County Business Council (MCBC) to implement specific aspects of the DSA program. Funding is provided on a formula basis for MCCVB, ACMC, MCFC, and a flat rate for

MCBC. More details can be found in the Contributions/Obligations, Liabilities, and Other section.

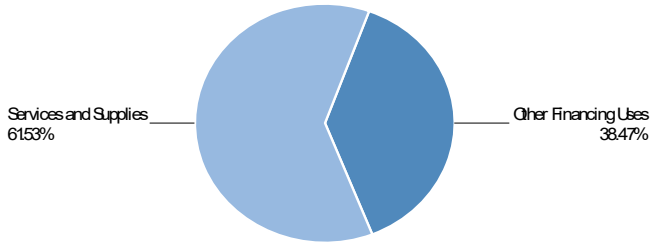
The Arts Council provides cultural arts programs throughout the County. The MCCVB implements a destination-marketing program to attract new and repeat visitors to Monterey County. The MCFC

markets the County as an ideal location for filming commercials, made-for-TV movies, feature films, and still catalogs. The Monterey County Business Council helps to facilitate development of small business, creation and retention of jobs through the joint efforts of the MCBC, Monterey Bay Procurement Technical Assistance Center (PTAC), and Small Business Development Center (SBDC).

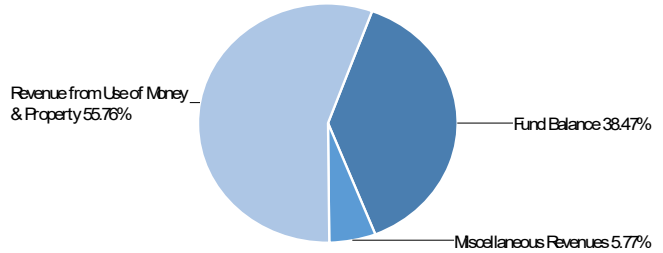
Revolving Loan Program

(Budget Unit 8516—Fund 011—Appropriation Unit CAO040)

Use of Funds



Source of Funds



Use of Funds

Expenditures	Prior Year 2022-2023	Adopted Budget 2023-2024	CY Estimate 2023-2024	Requested Budget 2024-2025	Recommended Budget 2024-2025	Recommended Change from Adopted
Services and Supplies	\$(286,827)	\$150,000	\$150,000	\$159,957	\$159,957	\$9,957
Other Charges	—	\$500	\$500	—	—	\$(500)
Other Financing Uses	—	\$1,000,000	\$1,000,000	\$100,000	\$100,000	\$(900,000)
Subtotal	\$(286,827)	\$1,150,500	\$1,150,500	\$259,957	\$259,957	\$(890,543)

Source of Funds

Revenues	Prior Year 2022-2023	Adopted Budget 2023-2024	CY Estimate 2023-2024	Requested Budget 2024-2025	Recommended Budget 2024-2025	Recommended Change from Adopted
Revenue from Use of Money & Property	\$120,915	\$100,400	\$100,400	\$144,957	\$144,957	\$44,557
Intergovernmental Revenues	\$(300,000)	—	—	—	—	—
Charges for Services	—	\$50,000	\$50,000	—	—	\$(50,000)
Miscellaneous Revenues	\$10,457	—	\$8,672	\$15,000	\$15,000	\$15,000
Subtotal	\$(168,628)	\$150,400	\$159,072	\$159,957	\$159,957	\$9,557
Fund Balance	\$(118,199)	\$1,000,100	\$991,428	\$100,000	\$100,000	\$(900,100)
General Fund Contributions	\$0	—	—	—	—	—
Total Source of Funds	\$(286,827)	\$1,150,500	\$1,150,500	\$259,957	\$259,957	\$(890,543)

Unit Description

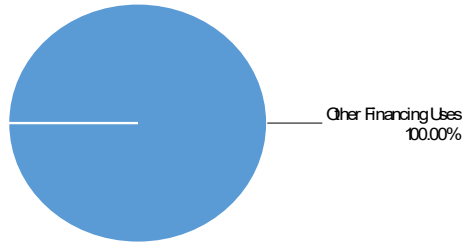
This unit was established for the reuse of grant funds in the form of loans that are repaid. It currently includes the County’s Small Business Revolving Loan Fund (RLF), which supports the expansion, retention, and attraction of small business, commerce, and industry in Monterey County.

The RLF is intended to help diversify and strengthen the economic base of the local area by assisting businesses that are unable to secure suitable private financing for start-up and expansion costs. RLF loans range in size from \$10,000 to \$350,000 and have created or helped retain more than 1,100 jobs since 1990.

Building Improvement and Replacement

(Budget Unit 8539—Fund 478—Appropriation Unit CAO047)

Use of Funds



Source of Funds

Revenue
0.00% 0.00%

Use of Funds

Expenditures	Prior Year 2022-2023	Adopted Budget 2023-2024	CY Estimate 2023-2024	Requested Budget 2024-2025	Recommended Budget 2024-2025	Recommended Change from Adopted
Other Charges	\$(10,424,675)	\$(10,221,088)	\$(10,221,088)	\$(9,664,427)	\$(9,664,427)	\$556,661
Other Financing Uses	\$10,773,044	\$19,518,883	\$19,518,883	—	\$1,000,000	\$(18,518,883)
Subtotal	\$348,369	\$9,297,795	\$9,297,795	\$(9,664,427)	\$(8,664,427)	\$(17,962,222)

Source of Funds

Revenues	Prior Year 2022-2023	Adopted Budget 2023-2024	CY Estimate 2023-2024	Requested Budget 2024-2025	Recommended Budget 2024-2025	Recommended Change from Adopted
Revenue from Use of Money & Property	—	\$150,000	\$150,000	—	—	\$(150,000)
Miscellaneous Revenues	\$16,209	—	—	—	—	—
Other Financing Sources	\$(700)	—	—	—	—	—
Subtotal	\$15,509	\$150,000	\$150,000	—	—	\$(150,000)
Fund Balance	\$332,860	\$9,147,795	\$9,147,795	\$(9,664,427)	\$(8,664,427)	\$(17,812,222)
General Fund Contributions	\$(0)	—	—	—	—	—
Total Source of Funds	\$348,369	\$9,297,795	\$9,297,795	\$(9,664,427)	\$(8,664,427)	\$(17,962,222)

Unit Description

The Building Improvement and Replacement (BIR) unit is a component of the Resource Planning Internal Service Fund (ISF). This unit is composed of the allocation of the building depreciation

overhead recovered through the County's annual Countywide Cost Allocation Plan (COWCAP). Depreciation is allocated among the County departments based on the square footage occupied. Funds are used to fund building improvement and replacement projects.

Equipment Replacement

(Budget Unit 8568—Fund 478—Appropriation Unit CAO048)

Use of Funds

Revenue
0.00% 0.00%

Source of Funds

Revenue
0.00% 0.00%

Use of Funds

Expenditures	Prior Year 2022-2023	Adopted Budget 2023-2024	CY Estimate 2023-2024	Requested Budget 2024-2025	Recommended Budget 2024-2025	Recommended Change from Adopted
Other Charges	\$(259,768)	\$(501,606)	\$(501,606)	\$(1,377,394)	\$(1,377,394)	\$(875,788)
Subtotal	\$(259,768)	\$(501,606)	\$(501,606)	\$(1,377,394)	\$(1,377,394)	\$(875,788)

Source of Funds

Revenues	Prior Year 2022-2023	Adopted Budget 2023-2024	CY Estimate 2023-2024	Requested Budget 2024-2025	Recommended Budget 2024-2025	Recommended Change from Adopted
Revenue from Use of Money & Property	—	\$15,000	\$15,000	—	—	\$(15,000)
Subtotal	—	\$15,000	\$15,000	—	—	\$(15,000)
Fund Balance	\$(259,768)	\$(516,606)	\$(516,606)	\$(1,377,394)	\$(1,377,394)	\$(860,788)
General Fund Contributions	—	—	—	—	—	—
Total Source of Funds	\$(259,768)	\$(501,606)	\$(501,606)	\$(1,377,394)	\$(1,377,394)	\$(875,788)

Unit Description

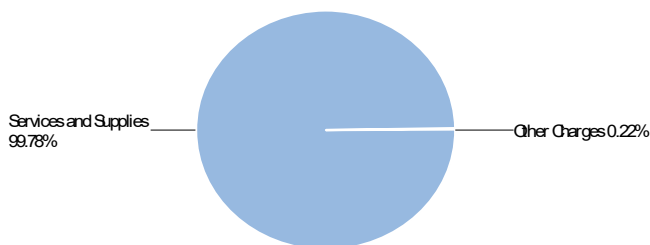
The Equipment Replacement unit is a component of the Resource Planning Internal Service Fund (ISF). This unit is composed of the allocation of the equipment depreciation overhead recovered through the County's annual Countywide Cost Allocation Plan (COWCAP).

Depreciation is allocated among the County general fund departments using the straight-line method based on the assigned useful life of the asset. Funds are used to fund equipment improvement and replacement projects.

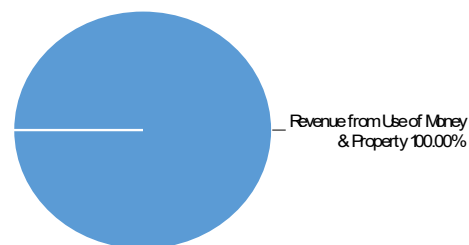
Pension Liability Fund

(Budget Unit 8570—Fund 030—Appropriation Unit CAO049)

Use of Funds



Source of Funds



Use of Funds

Expenditures	Prior Year 2022-2023	Adopted Budget 2023-2024	CY Estimate 2023-2024	Requested Budget 2024-2025	Recommended Budget 2024-2025	Recommended Change from Adopted
Services and Supplies	\$176,328	\$300,000	\$300,000	\$400,000	\$400,000	\$100,000
Other Charges	—	—	—	\$875	\$875	\$875
Subtotal	\$176,328	\$300,000	\$300,000	\$400,875	\$400,875	\$100,875

Source of Funds

Revenues	Prior Year 2022-2023	Adopted Budget 2023-2024	CY Estimate 2023-2024	Requested Budget 2024-2025	Recommended Budget 2024-2025	Recommended Change from Adopted
Revenue from Use of Money & Property	\$3,390,716	—	—	\$2,000,000	\$2,000,000	\$2,000,000
Charges for Services	\$15,402,538	\$15,227,703	\$15,227,703	—	—	\$(15,227,703)
Other Financing Sources	\$46,044,147	—	—	—	—	—
Subtotal	\$64,837,401	\$15,227,703	\$15,227,703	\$2,000,000	\$2,000,000	\$(13,227,703)
Fund Balance	\$(64,661,073)	\$(14,927,703)	\$(14,927,703)	\$(1,599,125)	\$(1,599,125)	\$13,328,578
General Fund Contributions	\$(0)	—	—	—	—	—
Total Source of Funds	\$176,328	\$300,000	\$300,000	\$400,875	\$400,875	\$100,875



This page intentionally left blank.

Human Resources

Departmental Overview:

The Human Resources Department is responsible for a range of critical and important functions, including managing the employment process, labor relations, classification, and compensation, overseeing employee benefits programs, maintaining employee records, coordinating employee training, providing counseling on employee rights and human resources matters, and conducting strategic human resources planning.

Programs and Functions:

The Human Resources Administration Division plays a vital role in countywide human resources leadership and support. This division is responsible for developing and implementing policies, liaising with County departments and external agencies, managing public inquiries, providing logistical support, analyzing data, conducting research, and developing programs.

The Employee and Labor Relations Division conducts research, negotiates, implements, and upholds labor agreements. Additionally, it provides training for supervisors and managers and serves as the County's representative in meet-and-confer processes, grievances, and disciplinary proceedings.

The Employment Services Division employs a range of methods and strategies to attract, recruit, and retain a skilled and diverse workforce dedicated to delivering essential public services. This division also ensures a competitive and equitable compensation system and maintains a standardized classification system.

The Employee Benefits Division administers a full range of benefit programs and services to eligible employees, retirees, and their dependents.

The HR Information Systems Division advances the County's strategic vision by implementing secure and efficient processes and technologies. This includes areas such as data management, reporting and analysis, workforce management, recruitment, compensation, benefits administration, and compliance.

Department's Contributions to Monterey County's Strategic Initiatives:

ECONOMIC DEVELOPMENT

Ensure that County employees receive a competitive salary and benefits package that support their ability to thrive, live, and grow within our community.

ADMINISTRATION

Attract, employ, develop, and retain a diverse and talented workforce dedicated to serving our community.

HEALTH AND HUMAN SERVICES

Partner with healthcare professionals to create and develop programs that foster healthy work environments and lifestyles for employees and residents.

PUBLIC SAFETY

Provide a work atmosphere that is safe, healthy, and secure.



EMPLOYMENT AND INFORMATION SYSTEMS



LABOR RELATIONS



BENEFITS



EMPLOYEE RELATIONS

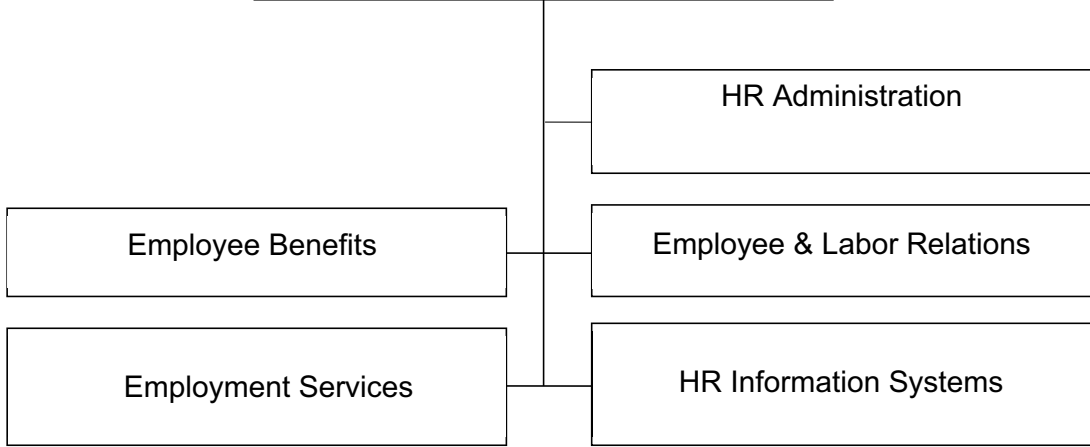


LEARNING AND ORGANIZATIONAL DEVELOPMENT

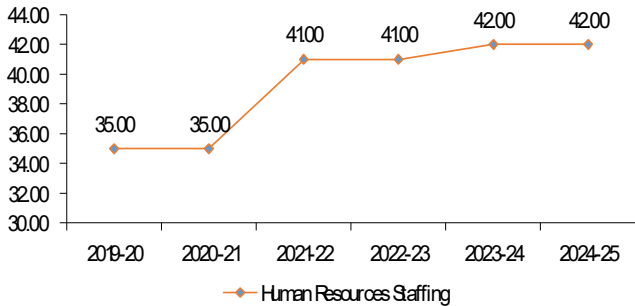
Human Resources

Operating Budget: \$14,100,813
Positions (FTEs): 43.00

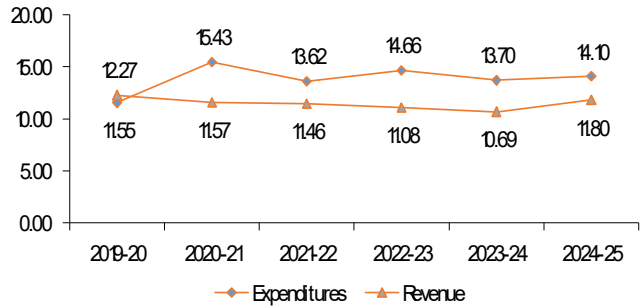
Andreas Pyper
Director of Human Resources



Staffing Trends



Expenditure/Revenue History (in millions)




Performance Measures

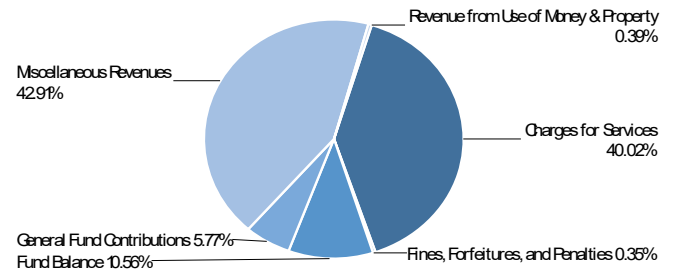
The Human Resources Department develops and delivers human resources services and programs designed to support the strategic initiatives of the County.

Key Performance Measures	2021-22 Actual	2022-23 Actual	2023-24 Mid-Year
Number of recruitments conducted	282	269	131
Number of applications received	13,290	13,813	8,784
Number of new hires (permanent and temporary employees).	851	912	478
Number of promotions (competitive, flexible, and reclassifications)	695	615	379
Number of voluntary separations (retirement and resignation)	594	557	277
Number of Memoranda of Understanding successfully negotiated	14	2	0
Number of Open Enrollments Processed	3,945	3,103	3,272

Use of Funds



Source of Funds



Use of Funds

Expenditures	Prior Year 2022-2023	Adopted Budget 2023-2024	CY Estimate 2023-2024	Requested Budget 2024-2025	Recommended Budget 2024-2025	Recommended Change from Adopted
Salaries and Employee Benefits	\$12,135,807	\$12,766,699	\$12,183,149	\$12,045,022	\$11,857,907	\$(908,792)
Services and Supplies	\$1,939,674	\$2,626,268	\$2,118,648	\$2,853,624	\$2,853,624	\$227,356
Other Charges	\$582,201	\$(209,804)	\$(597,915)	\$(610,718)	\$(610,718)	\$(400,914)
Capital Assets	—	\$5,950	—	—	—	\$(5,950)
Subtotal	\$14,657,682	\$15,189,113	\$13,703,882	\$14,287,928	\$14,100,813	\$(1,088,300)

Source of Funds

Revenues	Prior Year 2022-2023	Adopted Budget 2023-2024	CY Estimate 2023-2024	Requested Budget 2024-2025	Recommended Budget 2024-2025	Recommended Change from Adopted
Fines, Forfeitures, and Penalties	\$370,798	\$30,000	\$50,000	\$50,000	\$50,000	\$20,000
Revenue from Use of Money & Property	\$105,541	\$31,200	\$51,609	\$54,500	\$54,500	\$23,300
Charges for Services	\$6,344,080	\$6,513,999	\$6,589,798	\$5,643,286	\$5,643,286	\$(870,713)
Miscellaneous Revenues	\$4,263,825	\$5,953,350	\$3,999,346	\$6,050,385	\$6,050,385	\$97,035
Subtotal	\$11,084,245	\$12,528,549	\$10,690,753	\$11,798,171	\$11,798,171	\$(730,378)
Fund Balance	\$2,665,024	\$1,902,282	\$2,847,856	\$1,489,598	\$1,489,598	\$(412,684)
General Fund Contributions	\$908,413	\$758,282	\$165,273	\$1,000,159	\$813,044	\$54,762
Total Source of Funds	\$14,657,682	\$15,189,113	\$13,703,882	\$14,287,928	\$14,100,813	\$(1,088,300)

Summary of Recommendation

The Recommended Budget for the Human Resources Department (HRD) is \$14,100,813, financed by \$11,798,171 in revenue, \$1,489,598 in fund balance, and a general fund contribution of \$813,044. The Recommended Budget represents an appropriation decrease of \$1,088,300 compared to the FY 2023-24 Adopted Budget due to a decrease in dental insurance claims and OPEB contributions. The Recommended Budget reflects a revenue decrease of \$730,378 compared to the FY 2023-24 Adopted Budget. The estimated use of \$1,489,598 in fund balance results from the costs of benefits exceeding revenues, which are purposely budgeted this way to reduce surplus fund balance.

The Recommended Budget includes 42 positions. During FY 2023-24, an Associate Personnel Analyst position was reallocated to a Supervising Personnel Analyst position. The FY 2024-25 Recommended Budget includes four positions to serve as Enterprise Resource Program (ERP) backfills; these four positions will be funded by the ERP sub-fund.

Budget Impacts

The Recommended Budget does not include an augmentation requested for a temporary Office Assistant II position, which is currently filled. This position is essential to be able to provide current levels of service as it serves as the primary receptionist at the Human Resources Department's front desk.

Prior Year Accomplishments

Began the negotiation preparation process in the fall of 2023 by conferring with departmental and County executive leadership and identifying contract negotiation priorities.

County negotiators officially began contract negotiations with various units.

Hosted a 2nd Annual Interactive Workplace Tour and Career Exploration Fair with Salinas Union High School District.

Created and published videos on “Starting your Career with the County of Monterey“ and “How to Apply for a Job with the County of Monterey.“

Collaborated with LGBTQ+ Employee Resource Group to promote County career opportunities at the Monterey Peninsula Pride event.

Attended Internship/Career fairs with our local educational partners of California State University Monterey Bay (CSUMB), Hartnell College, Monterey Peninsula College (MPC) and University of California Santa Cruz (UCSC).

Conducted 56 classification and base wage compensation studies, of which 26 were completed by Natividad and reviewed and approved by the HR Department.

Developed and published the Disability/Accommodation Services website for reasonable accommodation requests and general education of County HR staff, employees, potential applicants, and members of the public.

Conducted a series of webinars to provide education to Management Unit X and non-represented group ZX employees on Disability Insurance (SDI) benefits and implemented SDI benefits for these units.

Partnered with Information Technology Department to develop a new and improved Leave of Absence Worksheet to be used by all County Human Resources staff assigned leave management duties.

Launched the very first Leadership Learning Exchange Bundle Challenge per our CAO, Sonia De La Rosa.

Collaborated with other departments to develop and obtain Board of Supervisors approval to a countywide policy that is based on the U.S. Surgeon General’s model for Workplace Mental Health and Wellbeing. Successfully coordinated activities/events to celebrate three annual events to honor employees: Employee Appreciation Day, Public Service Recognition Week, and Customer Service Week.

Contracted with Quantum Workplace for a more robust survey platform, allowing for the launch of surveys that were not previously offered.

Established Department Head Work Groups and updated the Personnel Policies & Practices Resolution to increase the employment bonus amount, advanced leave accrual at time of hire with prior public service, and add a longevity pay policy.

Implemented a Partial Service Retirement Program to help departments retain institutional knowledge and specialized skill sets for purposes of succession planning.

Collaborating with ITD to establish a Performance Evaluation electronic repository security framework and document workflow.

Completed the Document Management System (DMS) infrastructure setup for the electronic storage of I-9 and Compliance documents.

Started participation in the implementation of the ERP replacement project; Human Resources Department is responsible for implementing, testing, and validating the Human Capital Management modules to include Personnel, Position Control, and Benefit Management.

Budget Year Goals

Successfully negotiate successor agreements with 19 bargaining units whose contracts are set to expire between June 30, 2024, and January 31, 2025.

Hold Memoranda of Understanding informational sessions for departmental management staff after contract negotiations are concluded.

Explore hosting a 3rd Annual Interactive Workplace Tour and Career Exploration Fair with California State University Monterey Bay (CSUMB), Hartnell College, and Monterey Peninsula College (MPC).

Establish key results to measure and improve recruitment effectiveness.

Continue collaboration with educational institutions, employee resource groups, and community partners to participate in internship and career fairs.

Expand the onboarding program to provide new employees with a sense of belonging, to promote employee engagement, and reduce employee turnover.

Reduce the classification and base wage compensation request backlog.

Implement a new classification and base wage compensation request process to ensure studies are completed in a timely manner.

Develop a plan and schedule for updating classification specifications.

Carefully monitor CalPERS further expansion of the Kaiser medical plan into Monterey County to coordinate implementation.

Complete and distribute the American with Disabilities Act (ADA) instructional user guide for reasonable accommodation requests countywide.

Partner with the Treasurer/Tax Collector’s Office and Auditor-Controller’s Office to pursue implementation of a credit card payment service to accept health insurance payments from employees on leave of absence.

Develop and distribute a Leave of Absence Guide to be used by all County Human Resources staff assigned leave management duties.

Conduct ongoing surveys, such as the Job Candidate Experience, 7, 90 and 180 Days from Hire, Annual Employee Engagement, Pulse and Exit surveys.

Build and launch various online toolkits, such as the Onboarding, Employee Appreciation and Recognition, and Employee Engagement toolkits.

Coordinate activities/events to celebrate three annual events to honor employees: Employee Appreciation Day, Public Service Recognition Week, and Customer Service Week.

Explore external options for leadership development.

Offer webinars on various topics such as Employee Appreciation and Employee Engagement.

Provide consulting to departments requesting training and coaching services from external vendors.

Conduct a detailed analysis to identify and develop the most effective and efficient HR organizational structure that enhances service delivery.

Redesign the HR website to offer comprehensive and relevant information, leveraging cutting-edge technology and communication channels to improve accessibility and user experience.

Undertake a comprehensive update and standardization of HR policies, ensuring alignment with contemporary practices while promoting consistency and clarity across the organization.

Complete the roll out of the Performance Evaluation electronic repository. This will provide managers the capability to access and track their employees' performance evaluations.

Equip Managers with training and procedures to access the Performance Evaluation electronic repository for all county departments.

Complete the next phase of storing electronic Personnel and Recruitment files for selected test departments.

Complete the design, configuration and testing of the HCM software modules HR Core, Position Control, Benefits, Time, and Attendance. Expected Go-Live date is July 2025.

Pending Issues

There are no pending issues.

Policy Considerations

There are no policy considerations.

Appropriation Expenditure Detail

	Prior Year 2022-2023	Adopted Budget 2023-2024	CY Estimate 2023-2024	Requested Budget 2024-2025	Recommended Budget 2024-2025	Recommended Change from Adopted	Fund Code	Budget Unit Code
Employee & Labor Relations (HRD001)	\$503,867	\$700,009	\$649,492	\$760,049	\$753,451	\$53,442	001	8401
Employment Services (HRD001)	\$2,974,520	\$2,950,318	\$2,654,318	\$3,164,204	\$3,125,780	\$175,462	001	8402
Employee Benefits (HRD001)	\$708,952	\$751,569	\$775,927	\$761,751	\$745,626	\$(5,943)	001	8404
Dental (HRD002)	\$6,306,400	\$6,480,067	\$5,537,253	\$6,278,603	\$6,278,603	\$(201,464)	477	8413
Vision (HRD002)	\$942,505	\$1,156,440	\$1,049,378	\$1,160,135	\$1,160,135	\$3,695	477	8414
Employee Assistance Program (HRD002)	\$101,574	\$106,920	\$96,617	\$106,920	\$106,920	\$0	477	8415
Disability (HRD002)	\$407,342	\$463,753	\$451,900	\$474,911	\$474,911	\$11,158	477	8416
Unemployment (HRD002)	\$512,558	\$636,362	\$528,730	\$636,063	\$636,063	\$(299)	477	8417
Misc Benefits (HRD002)	\$548,300	\$874,163	\$1,160,531	\$876,210	\$876,210	\$2,047	477	8418
Other Post-Employment Benefits (HRD002)	\$4,930,575	\$4,713,126	\$4,714,200	\$3,754,927	\$3,754,927	\$(958,199)	477	8419
Human Resources Administration (HRD001)	\$(3,878,663)	\$(4,422,935)	\$(4,551,395)	\$(4,443,472)	\$(4,560,537)	\$(137,602)	001	8445
HR Information System (HRD001)	\$599,752	\$779,321	\$636,931	\$757,627	\$748,724	\$(30,597)	001	8496
Subtotal	\$14,657,682	\$15,189,113	\$13,703,882	\$14,287,928	\$14,100,813	\$(1,088,300)		

Budget Units

	Prior Year 2022-2023	Adopted Budget 2023-2024	CY Estimate 2023-2024	Requested Budget 2024-2025	Recommended Budget 2024-2025	Recommended Change from Adopted
Employee & Labor Relations	\$503,867	\$700,009	\$649,492	\$760,049	\$753,451	\$53,442
Employment Services	\$2,974,520	\$2,950,318	\$2,654,318	\$3,164,204	\$3,125,780	\$175,462
Employee Benefits	\$708,952	\$751,569	\$775,927	\$761,751	\$745,626	\$(5,943)
Dental	\$6,306,400	\$6,480,067	\$5,537,253	\$6,278,603	\$6,278,603	\$(201,464)
Vision	\$942,505	\$1,156,440	\$1,049,378	\$1,160,135	\$1,160,135	\$3,695
Employee Assistance Program	\$101,574	\$106,920	\$96,617	\$106,920	\$106,920	—
Disability	\$407,342	\$463,753	\$451,900	\$474,911	\$474,911	\$11,158
Unemployment	\$512,558	\$636,362	\$528,730	\$636,063	\$636,063	\$(299)

Budget Units

	Prior Year 2022-2023	Adopted Budget 2023-2024	CY Estimate 2023-2024	Requested Budget 2024-2025	Recommended Budget 2024-2025	Recommended Change from Adopted
Misc Benefits	\$548,300	\$874,163	\$1,160,531	\$876,210	\$876,210	\$2,047
Other Post-Employment Benefits	\$4,930,575	\$4,713,126	\$4,714,200	\$3,754,927	\$3,754,927	\$(958,199)
Human Resources Administration	\$(3,878,663)	\$(4,422,935)	\$(4,551,395)	\$(4,443,472)	\$(4,560,537)	\$(137,602)
HR Information System	\$599,752	\$779,321	\$636,931	\$757,627	\$748,724	\$(30,597)
Subtotal	\$14,657,682	\$15,189,113	\$13,703,882	\$14,287,928	\$14,100,813	\$(1,088,300)

Adopted FY 2023-24 to Recommended FY 2024-25 Positions

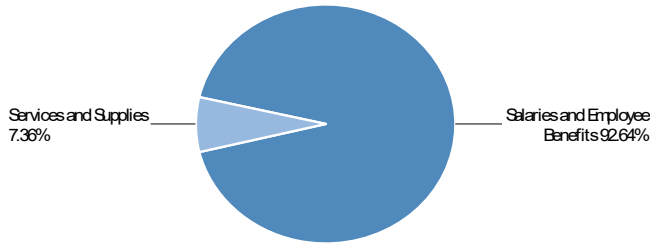
Classification Code	Classification Label	Adopted Budget 2022-2023	Adopted Budget 2023-2024	Recommended Budget 2024-2025	Change
11A07	DIRECTOR OF HUMAN RESOURCES	1.00	1.00	1.00	0.00
12C37	ASSISTANT DIRECTOR OF HUMAN RESOURCES	2.00	2.00	2.00	0.00
14B21	ASSOCIATE PERSONNEL ANALYST	13.00	12.00	11.00	(1.00)
14B28	SUPERVISING PERSONNEL ANALYST	1.00	1.00	2.00	1.00
14B32	SENIOR PERSONNEL ANALYST	5.00	5.00	5.00	0.00
14B60	RISK & BENEFITS SPECIALIST-CONFIDENTIAL	1.00	1.00	1.00	0.00
14B62	ASSOCIATE RISK & BENEFITS ANALYST	2.00	2.00	2.00	0.00
14B63	SENIOR RISK & BENEFITS ANALYST	1.00	2.00	2.00	0.00
14C30	MANAGEMENT ANALYST II	1.00	2.00	2.00	0.00
14C31	MANAGEMENT ANALYST III	3.00	2.00	2.00	0.00
14G02	MANAGEMENT ANALYST I	1.00	1.00	1.00	0.00
14H03	PERSONNEL TECHNICIAN-CONFIDENTIAL	5.00	4.00	4.00	0.00
14M61	HR PROGRAM MANAGER	3.00	5.00	5.00	0.00
20B32	INTERNAL AUDITOR III	0.00	0.00	1.00	1.00
20B93	FINANCE MANAGER II	1.00	1.00	1.00	0.00
80A99	ADMINISTRATIVE SECRETARY-CONFIDENTIAL	0.00	0.00	0.00	0.00
80J30	ACCOUNTING TECHNICIAN	1.00	1.00	1.00	0.00
	Total	41.00	42.00	43.00	1.00

Augmentation Request(s)

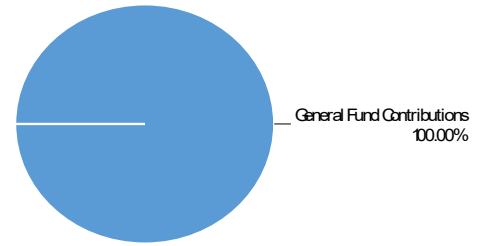
Dept	Budget Request Code	Budget Request Name	Ranking Type Name	Net Request	Requested FTE	Recommended Total	Recommended FTE
1060	1060-8401-001-AUG2	Legal Services for Labor Negotiations	Status Quo Other	\$100,000	-	\$100,000	-
1060	1060-8445-001-AUG1	Status Quo Vacant Management Analyst I	Status Quo Vacant Position	\$162,429	1.00	\$162,429	1.00
1060	1060-8445-001-AUG3	Staff Training & Development	Status Quo Other	\$30,000	-	\$30,000	-
1060	1060-8445-001-AUG4	Temporary Services-OA II	Status Quo Other	\$62,118	-	-	-
1060	1060-8445-001-AUG5	Temporary Services-Intern	Status Quo Other	\$26,880	-	-	-
		Grand Total		\$381,427	1.00	\$292,429	-

Human Resources Departmental

Use of Funds



Source of Funds



Use of Funds

Expenditures	Prior Year 2022-2023	Adopted Budget 2023-2024	CY Estimate 2023-2024	Requested Budget 2024-2025	Recommended Budget 2024-2025	Recommended Change from Adopted
Salaries and Employee Benefits	\$6,834,980	\$8,122,699	\$7,078,189	\$8,340,022	\$8,152,907	\$30,208
Services and Supplies	\$337,133	\$489,920	\$478,112	\$647,537	\$647,537	\$157,617
Other Charges	\$(6,263,685)	\$(7,860,287)	\$(7,391,028)	\$(7,987,400)	\$(7,987,400)	\$(127,113)
Capital Assets	—	\$5,950	—	—	—	\$(5,950)
Subtotal	\$908,428	\$758,282	\$165,273	\$1,000,159	\$813,044	\$54,762

Source of Funds

Revenues	Prior Year 2022-2023	Adopted Budget 2023-2024	CY Estimate 2023-2024	Requested Budget 2024-2025	Recommended Budget 2024-2025	Recommended Change from Adopted
Miscellaneous Revenues	\$15	—	—	—	—	—
Subtotal	\$15	—	—	—	—	—
General Fund Contributions	\$908,413	\$758,282	\$165,273	\$1,000,159	\$813,044	\$54,762
Total Source of Funds	\$908,428	\$758,282	\$165,273	\$1,000,159	\$813,044	\$54,762

Division Description

The Human Resources departmental section includes Employee and Labor Relations, Employment Services, Employee Benefits, HR Administration, and HR Information Systems. Responsibilities and programs for each of these divisions are detailed in their budget unit description.

Summary of Recommendation

The Recommended Budget for the Human Resources departmental units is \$813,044, which reflects \$8,800,444 in expenditures and \$7,987,400 in reimbursements from the Countywide Cost Allocation Plan (Cost Plan), Enterprise Resource Planning sub-fund, and Benefit Programs Fund. The Recommended Budget reflects an increase of \$54,762 in expenditures compared to the FY 2023-24 Adopted Budget due to the rising costs in pension contributions, health insurance, and general liability insurance.


Appropriation Expenditure Detail

	Prior Year 2022-2023	Adopted Budget 2023-2024	CY Estimate 2023-2024	Requested Budget 2024-2025	Recommended Budget 2024-2025	Recommended Change from Adopted	Fund Code	Budget Unit Code
Employee & Labor Relations (HRD001)	503,867	700,009	649,492	760,049	753,451	53,442	001	8401
Employment Services (HRD001)	2,974,520	2,950,318	2,654,318	3,164,204	3,125,780	175,462	001	8402
Employee Benefits (HRD001)	708,952	751,569	775,927	761,751	745,626	(5,943)	001	8404
Human Resources Administration (HRD001)	(3,878,663)	(4,422,935)	(4,551,395)	(4,443,472)	(4,560,537)	(137,602)	001	8445
HR Information System (HRD001)	599,752	779,321	636,931	757,627	748,724	(30,597)	001	8496
Subtotal	908,428	758,282	165,273	1,000,159	813,044	54,762		

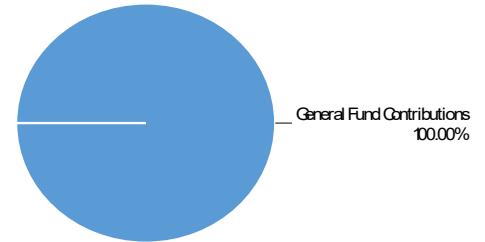
Employee & Labor Relations

(Budget Unit 8401—Fund 001—Appropriation Unit HRD001)

Use of Funds



Source of Funds



Use of Funds

Expenditures	Prior Year 2022-2023	Adopted Budget 2023-2024	CY Estimate 2023-2024	Requested Budget 2024-2025	Recommended Budget 2024-2025	Recommended Change from Adopted
Salaries and Employee Benefits	\$492,139	\$841,534	\$697,084	\$874,241	\$867,643	\$26,109
Services and Supplies	\$11,728	\$84,690	\$66,743	\$117,605	\$117,605	\$32,915
Other Charges	—	\$(226,715)	\$(114,335)	\$(231,797)	\$(231,797)	\$(5,082)
Capital Assets	—	\$500	—	—	—	\$(500)
Subtotal	\$503,867	\$700,009	\$649,492	\$760,049	\$753,451	\$53,442

Source of Funds

Revenues	Prior Year 2022-2023	Adopted Budget 2023-2024	CY Estimate 2023-2024	Requested Budget 2024-2025	Recommended Budget 2024-2025	Recommended Change from Adopted
General Fund Contributions	\$503,867	\$700,009	\$649,492	\$760,049	\$753,451	\$53,442
Total Source of Funds	\$503,867	\$700,009	\$649,492	\$760,049	\$753,451	\$53,442

Unit Description

To cultivate a top-tier workforce, the Employee and Labor Relations Division is tasked with nurturing a positive employer/employee work environment. This is achieved by fostering collaborative relationships among employees, management, and employee organizations. Employee and Labor Relations is responsible for administering 14 labor agreements for 21 bargaining units, resolving contract disputes, interpreting statutes and policies, and providing guidance, training and recommendations pertaining to performance management and progressive discipline.


Recommended FY 2024-25 Positions

Classification Code	Classification Label	FTE
14B21	ASSOCIATE PERSONNEL ANALYST	1.00
14B32	SENIOR PERSONNEL ANALYST	2.00
14M61	HUMAN RESOURCES PROGRAM MANAGER	1.00
Total		4.00

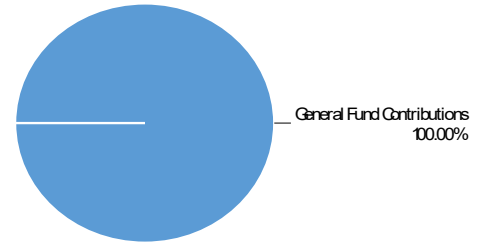
Employment Services

(Budget Unit 8402—Fund 001—Appropriation Unit HRD001)

Use of Funds



Source of Funds



Use of Funds

Expenditures	Prior Year 2022-2023	Adopted Budget 2023-2024	CY Estimate 2023-2024	Requested Budget 2024-2025	Recommended Budget 2024-2025	Recommended Change from Adopted
Salaries and Employee Benefits	\$2,778,193	\$2,755,936	\$2,456,079	\$2,839,669	\$2,801,245	\$45,309
Services and Supplies	\$196,327	\$191,882	\$199,042	\$324,535	\$324,535	\$132,653
Other Charges	—	—	\$(803)	—	—	—
Capital Assets	—	\$2,500	—	—	—	\$(2,500)
Subtotal	\$2,974,520	\$2,950,318	\$2,654,318	\$3,164,204	\$3,125,780	\$175,462

Source of Funds

Revenues	Prior Year 2022-2023	Adopted Budget 2023-2024	CY Estimate 2023-2024	Requested Budget 2024-2025	Recommended Budget 2024-2025	Recommended Change from Adopted
General Fund Contributions	\$2,974,520	\$2,950,318	\$2,654,318	\$3,164,204	\$3,125,780	\$175,462
Total Source of Funds	\$2,974,520	\$2,950,318	\$2,654,318	\$3,164,204	\$3,125,780	\$175,462

Unit Description

The Employment Services Division provides innovative, responsive, fair and consistent, recruitment and selection services to County departments, employees, and job applicants. The Division ensures that the County employs and retains a qualified and diverse workforce capable of delivering essential services to the community. This division provides and monitors a competitive and fair compensation system and maintains a standardized and equitable classification system. These systems define the scope and nature of job assignments, provide ongoing updates of classification specifications, identify job expectations, and support career development options which enable the County to employ and retain qualified employees.

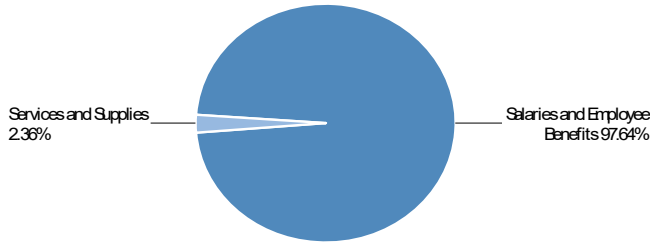
Recommended FY 2024-25 Positions

Classification Code	Classification Label	FTE
14B21	ASSOCIATE PERSONNEL ANALYST	8.00
14B28	SUPERVISING PERSONNEL ANALYST	2.00
14B32	SENIOR PERSONNEL ANALYST	2.00
14H03	PERSONNEL TECHNICIAN-CONFIDENTIAL	2.00
14M61	HUMAN RESOURCES PROGRAM MANAGER	1.00
Total		15.00

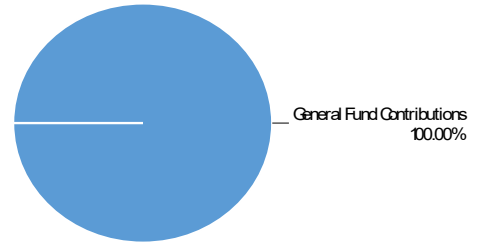
Employee Benefits

(Budget Unit 8404—Fund 001—Appropriation Unit HRD001)

Use of Funds



Source of Funds



Use of Funds

Expenditures	Prior Year 2022-2023	Adopted Budget 2023-2024	CY Estimate 2023-2024	Requested Budget 2024-2025	Recommended Budget 2024-2025	Recommended Change from Adopted
Salaries and Employee Benefits	\$1,078,401	\$1,290,801	\$1,128,915	\$1,301,059	\$1,284,934	\$(5,867)
Services and Supplies	\$32,693	\$33,991	\$29,978	\$31,019	\$31,019	\$(2,972)
Other Charges	\$(402,142)	\$(574,023)	\$(382,966)	\$(570,327)	\$(570,327)	\$3,696
Capital Assets	—	\$800	—	—	—	\$(800)
Subtotal	\$708,952	\$751,569	\$775,927	\$761,751	\$745,626	\$(5,943)

Source of Funds

Revenues	Prior Year 2022-2023	Adopted Budget 2023-2024	CY Estimate 2023-2024	Requested Budget 2024-2025	Recommended Budget 2024-2025	Recommended Change from Adopted
General Fund Contributions	\$708,952	\$751,569	\$775,927	\$761,751	\$745,626	\$(5,943)
Total Source of Funds	\$708,952	\$751,569	\$775,927	\$761,751	\$745,626	\$(5,943)

Unit Description

The Employee Benefits Division administers the County's comprehensive benefit programs, provides benefits education, and helps resolve benefits-related problems for employees, retirees, and family members.

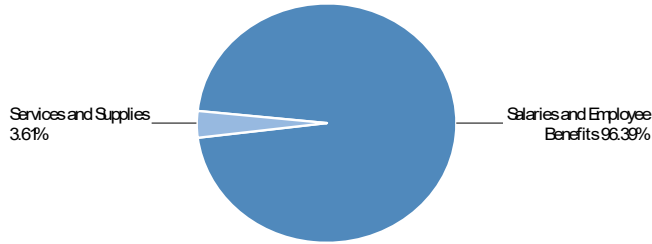
Recommended FY 2024-25 Positions

Classification Code	Classification Label	FTE
14B32	SENIOR PERSONNEL ANALYST	1.00
14B60	RISK & BENEFITS SPECIALIST- CONFIDENTIAL	1.00
14B62	ASSOCIATE RISK & BENEFITS ANALYST	2.00
14B63	SENIOR RISK & BENEFITS ANALYST	2.00
14M61	HUMAN RESOURCES PROGRAM MANAGER	1.00
Total		7.00

Human Resources Administration

(Budget Unit 8445—Fund 001—Appropriation Unit HRD001)

Use of Funds



Source of Funds

Revenue
0.00% 0.00%

Use of Funds

Expenditures	Prior Year 2022-2023	Adopted Budget 2023-2024	CY Estimate 2023-2024	Requested Budget 2024-2025	Recommended Budget 2024-2025	Recommended Change from Adopted
Salaries and Employee Benefits	\$1,904,262	\$2,175,725	\$2,021,996	\$2,290,017	\$2,172,952	\$(2,773)
Services and Supplies	\$63,622	\$57,450	\$97,611	\$81,485	\$81,485	\$24,035
Other Charges	\$(5,846,547)	\$(6,657,610)	\$(6,671,002)	\$(6,814,974)	\$(6,814,974)	\$(157,364)
Capital Assets	—	\$1,500	—	—	—	\$(1,500)
Subtotal	\$(3,878,663)	\$(4,422,935)	\$(4,551,395)	\$(4,443,472)	\$(4,560,537)	\$(137,602)

Source of Funds

Revenues	Prior Year 2022-2023	Adopted Budget 2023-2024	CY Estimate 2023-2024	Requested Budget 2024-2025	Recommended Budget 2024-2025	Recommended Change from Adopted
General Fund Contributions	\$(3,878,663)	\$(4,422,935)	\$(4,551,395)	\$(4,443,472)	\$(4,560,537)	\$(137,602)
Total Source of Funds	\$(3,878,663)	\$(4,422,935)	\$(4,551,395)	\$(4,443,472)	\$(4,560,537)	\$(137,602)

Unit Description

The Human Resources Administration Division plays a vital role in countywide human resources leadership and support. This division is responsible for developing and implementing policies, liaising with County departments and external agencies, managing public inquiries, providing logistical support, analyzing data, conducting research, and developing programs. It also ensures compliance with legal requirements, minimizes liability in personnel functions, and maintains policies and procedures. The division provides staff support to the Board of Supervisors' Human Resources Committee. Additionally, it includes the finance section, which supports all department divisions by managing the budget, contracts, and the Benefit Programs Fund. Daily financial departmental support includes accounts payable, accounts receivable, payroll, purchase requisitions, expense reimbursements, and cost accounting.

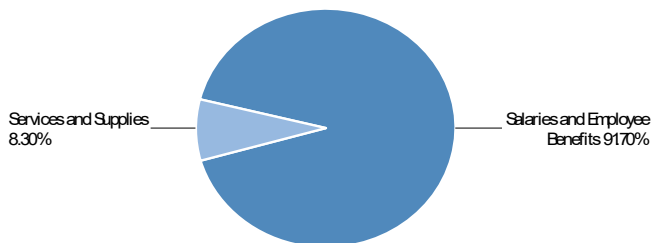
Recommended FY 2024-25 Positions

Classification Code	Classification Label	FTE
11A07	DIRECTOR OF HUMAN RESOURCES	1.00
12C37	ASSISTANT DIRECTOR OF HUMAN RESOURCES	2.00
14C30	MANAGEMENT ANALYST II	2.00
14C31	MANAGEMENT ANALYST III	2.00
14G02	MANAGEMENT ANALYST I	1.00
20B93	FINANCE MANAGER II	1.00
80J30	ACCOUNTING TECHNICIAN	1.00
Total		10.00

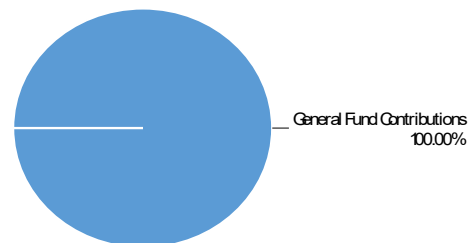
HR Information System

(Budget Unit 8496—Fund 001—Appropriation Unit HRD001)

Use of Funds



Source of Funds



Use of Funds

Expenditures	Prior Year 2022-2023	Adopted Budget 2023-2024	CY Estimate 2023-2024	Requested Budget 2024-2025	Recommended Budget 2024-2025	Recommended Change from Adopted
Salaries and Employee Benefits	\$581,984	\$1,058,703	\$774,115	\$1,035,036	\$1,026,133	\$(32,570)
Services and Supplies	\$32,763	\$121,907	\$84,738	\$92,893	\$92,893	\$(29,014)
Other Charges	\$(14,996)	\$(401,939)	\$(221,922)	\$(370,302)	\$(370,302)	\$31,637
Capital Assets	—	\$650	—	—	—	\$(650)
Subtotal	\$599,752	\$779,321	\$636,931	\$757,627	\$748,724	\$(30,597)

Source of Funds

Revenues	Prior Year 2022-2023	Adopted Budget 2023-2024	CY Estimate 2023-2024	Requested Budget 2024-2025	Recommended Budget 2024-2025	Recommended Change from Adopted
Miscellaneous Revenues	\$15	—	—	—	—	—
Subtotal	\$15	—	—	—	—	—
General Fund Contributions	\$599,737	\$779,321	\$636,931	\$757,627	\$748,724	\$(30,597)
Total Source of Funds	\$599,752	\$779,321	\$636,931	\$757,627	\$748,724	\$(30,597)

Unit Description

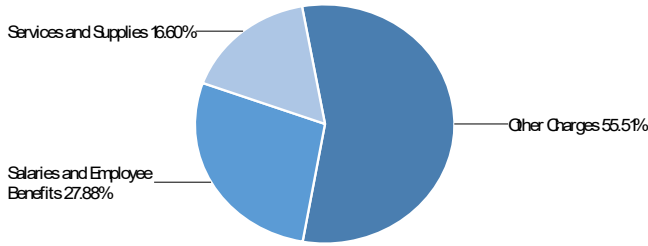
The HR Information Systems Division advances the County’s strategic vision by implementing secure and efficient processes and technologies in areas such as data management, reporting and analysis, workforce management, recruitment, compensation, benefits administration, and compliance.

Recommended FY 2024-25 Positions

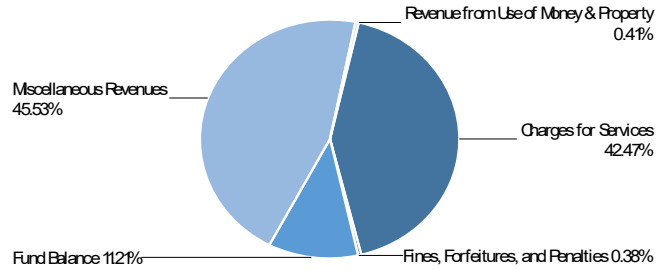
Classification Code	Classification Label	FTE
14B21	ASSOCIATE PERSONNEL ANALYST	2.00
14H03	PERSONNEL TECHNICIAN-CONFIDENTIAL	2.00
14M61	HUMAN RESOURCES PROGRAM MANAGER	2.00
Total		6.00

Human Resources Non-Departmental

Use of Funds



Source of Funds



Use of Funds

Expenditures	Prior Year 2022-2023	Adopted Budget 2023-2024	CY Estimate 2023-2024	Requested Budget 2024-2025	Recommended Budget 2024-2025	Recommended Change from Adopted
Salaries and Employee Benefits	\$5,300,827	\$4,644,000	\$5,104,960	\$3,705,000	\$3,705,000	\$(939,000)
Services and Supplies	\$1,602,541	\$2,136,348	\$1,640,536	\$2,206,087	\$2,206,087	\$69,739
Other Charges	\$6,845,886	\$7,650,483	\$6,793,113	\$7,376,682	\$7,376,682	\$(273,801)
Subtotal	\$13,749,254	\$14,430,831	\$13,538,609	\$13,287,769	\$13,287,769	\$(1,143,062)

Source of Funds

Revenues	Prior Year 2022-2023	Adopted Budget 2023-2024	CY Estimate 2023-2024	Requested Budget 2024-2025	Recommended Budget 2024-2025	Recommended Change from Adopted
Fines, Forfeitures, and Penalties	\$370,798	\$30,000	\$50,000	\$50,000	\$50,000	\$20,000
Revenue from Use of Money & Property	\$105,541	\$31,200	\$51,609	\$54,500	\$54,500	\$23,300
Charges for Services	\$6,344,080	\$6,513,999	\$6,589,798	\$5,643,286	\$5,643,286	\$(870,713)
Miscellaneous Revenues	\$4,263,810	\$5,953,350	\$3,999,346	\$6,050,385	\$6,050,385	\$97,035
Subtotal	\$11,084,230	\$12,528,549	\$10,690,753	\$11,798,171	\$11,798,171	\$(730,378)
Fund Balance	\$2,665,024	\$1,902,282	\$2,847,856	\$1,489,598	\$1,489,598	\$(412,684)
General Fund Contributions	\$(0)	—	—	—	—	—
Total Source of Funds	\$13,749,254	\$14,430,831	\$13,538,609	\$13,287,769	\$13,287,769	\$(1,143,062)

Division Description

The Human Resources non-departmental section consists of the Benefit Programs Fund under the management and control of the Human Resources Department. This fund includes separate budget units for Dental, Vision, Employee Assistance Program, Disability, Unemployment, Miscellaneous Benefits, and Other Post-Employment Benefits (OPEB).

revenues and the use of \$1,489,598 in fund balance. The Recommended Budget reflects a decrease of \$1,143,062 in appropriations compared to the FY 2023-24 Adopted Budget due to a combination of decreased costs in the dental insurance claims and OPEB contributions. The charges to departments are based on employee utilization and plan design. Over the past years, the Dental, Vision, and Unemployment sub-funds have accumulated a fund balance surplus; hence the large use of fund balance to bring the balance down.

Summary of Recommendation

The Recommended Budget for the Human Resources non-departmental units is \$13,287,769, financed by \$11,798,171 in

Appropriation Expenditure Detail

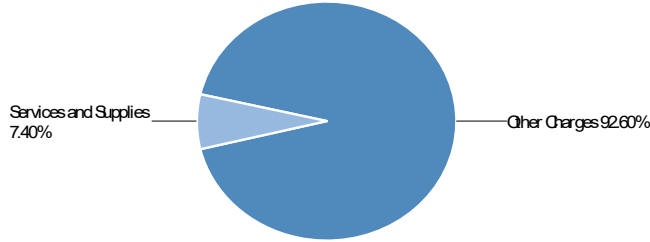
	Prior Year 2022-2023	Adopted Budget 2023-2024	CY Estimate 2023-2024	Requested Budget 2024-2025	Recommended Budget 2024-2025	Recommended Change from Adopted	Fund Code	Budget Unit Code
Dental (HRD002)	6,306,400	6,480,067	5,537,253	6,278,603	6,278,603	(201,464)	477	8413
Vision (HRD002)	942,505	1,156,440	1,049,378	1,160,135	1,160,135	3,695	477	8414
Employee Assistance Program (HRD002)	101,574	106,920	96,617	106,920	106,920	0	477	8415
Disability (HRD002)	407,342	463,753	451,900	474,911	474,911	11,158	477	8416
Unemployment (HRD002)	0	0	0	0	0	0	478	8417
Unemployment (HRD002)	512,558	636,362	528,730	636,063	636,063	(299)	477	8417
Misc Benefits (HRD002)	548,300	874,163	1,160,531	876,210	876,210	2,047	477	8418
Other Post- Employment Benefits (HRD002)	4,930,575	4,713,126	4,714,200	3,754,927	3,754,927	(958,199)	477	8419
Subtotal	13,749,254	14,430,831	13,538,609	13,287,769	13,287,769	(1,143,062)		

Human Resources

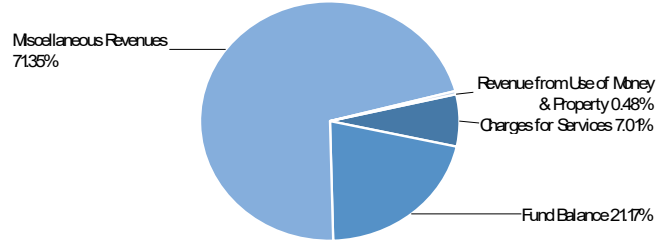
Dental

(Budget Unit 8413—Fund 477—Appropriation Unit HRD002)

Use of Funds



Source of Funds



Use of Funds

Expenditures	Prior Year 2022-2023	Adopted Budget 2023-2024	CY Estimate 2023-2024	Requested Budget 2024-2025	Recommended Budget 2024-2025	Recommended Change from Adopted
Services and Supplies	\$790,244	\$411,067	\$386,758	\$464,773	\$464,773	\$53,706
Other Charges	\$5,516,156	\$6,069,000	\$5,150,495	\$5,813,830	\$5,813,830	\$(255,170)
Subtotal	\$6,306,400	\$6,480,067	\$5,537,253	\$6,278,603	\$6,278,603	\$(201,464)

Source of Funds

Revenues	Prior Year 2022-2023	Adopted Budget 2023-2024	CY Estimate 2023-2024	Requested Budget 2024-2025	Recommended Budget 2024-2025	Recommended Change from Adopted
Revenue from Use of Money & Property	\$62,727	\$15,000	\$26,679	\$30,000	\$30,000	\$15,000
Charges for Services	\$452,187	\$380,530	\$441,197	\$440,000	\$440,000	\$59,470
Miscellaneous Revenues	\$2,994,688	\$4,513,850	\$2,803,562	\$4,479,554	\$4,479,554	\$(34,296)
Subtotal	\$3,509,602	\$4,909,380	\$3,271,438	\$4,949,554	\$4,949,554	\$40,174
Fund Balance	\$2,796,798	\$1,570,687	\$2,265,815	\$1,329,049	\$1,329,049	\$(241,638)
General Fund Contributions	\$(0)	—	—	—	—	—
Total Source of Funds	\$6,306,400	\$6,480,067	\$5,537,253	\$6,278,603	\$6,278,603	\$(201,464)

Unit Description

The Dental Unit is a component of the Benefit Programs Fund that contains revenue and expenditures related to the County's self-insured dental program. Contributions are calculated on a cost recovery basis through premiums charged to County departments and participating employees. Dental insurance premiums may change from year to year due to changes in the cost of utilization claims. An actuarial is

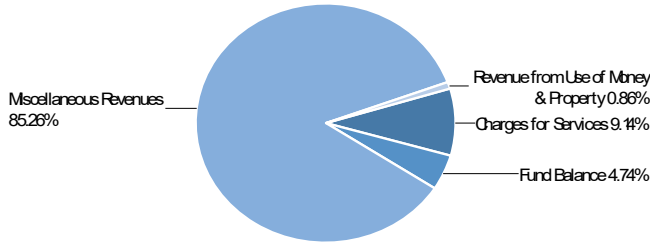
completed on an annual basis by a third party to provide an estimate of projected funding requirements and recommended premium rates.

Whenever there is excess revenue in a specific fiscal year, it is kept in the Benefit Programs Fund to be used in future years when expenditures exceed revenue.

Vision

(Budget Unit 8414—Fund 477—Appropriation Unit HRD002)

Source of Funds



Use of Funds

Expenditures	Prior Year 2022-2023	Adopted Budget 2023-2024	CY Estimate 2023-2024	Requested Budget 2024-2025	Recommended Budget 2024-2025	Recommended Change from Adopted
Salaries and Employee Benefits	\$25	—	—	—	—	—
Services and Supplies	\$88,879	\$206,440	\$196,367	\$221,173	\$221,173	\$14,733
Other Charges	\$853,601	\$950,000	\$853,011	\$938,962	\$938,962	\$(11,038)
Subtotal	\$942,505	\$1,156,440	\$1,049,378	\$1,160,135	\$1,160,135	\$3,695

Source of Funds

Revenues	Prior Year 2022-2023	Adopted Budget 2023-2024	CY Estimate 2023-2024	Requested Budget 2024-2025	Recommended Budget 2024-2025	Recommended Change from Adopted
Revenue from Use of Money & Property	\$14,112	\$5,000	\$10,617	\$10,000	\$10,000	\$5,000
Charges for Services	\$107,699	\$101,200	\$116,268	\$106,000	\$106,000	\$4,800
Miscellaneous Revenues	\$850,809	\$994,500	\$785,286	\$989,100	\$989,100	\$(5,400)
Subtotal	\$972,621	\$1,100,700	\$912,171	\$1,105,100	\$1,105,100	\$4,400
Fund Balance	\$(30,116)	\$55,740	\$137,207	\$55,035	\$55,035	\$(705)
General Fund Contributions	\$0	—	—	—	—	—
Total Source of Funds	\$942,505	\$1,156,440	\$1,049,378	\$1,160,135	\$1,160,135	\$3,695

Unit Description

The Vision Unit is a component of the Benefit Programs Fund that contains revenue and expenditures related to the County's self-insured vision program. Contributions are calculated on a cost recovery basis through premiums charged to County departments and participating employees. Vision insurance premiums may change from year to year due to changes in the cost of utilization claims. An actuarial is

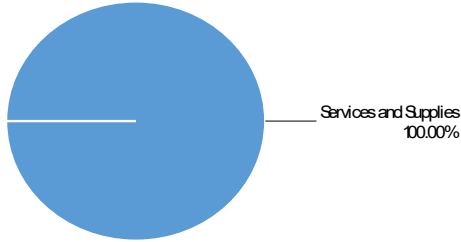
completed on an annual basis by a third party to provide an estimate of projected funding requirements and recommended premium rates.

Whenever there is excess revenue in a specific fiscal year, it is kept in the Benefit Programs Fund to be used in future years when expenditures exceed revenue.

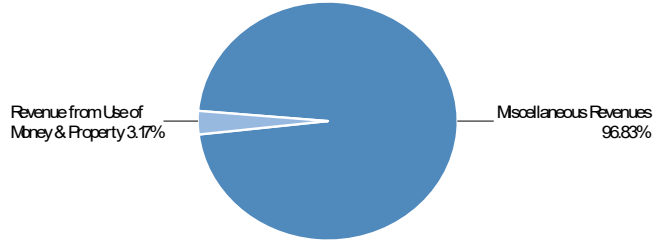
Employee Assistance Program

(Budget Unit 8415—Fund 477—Appropriation Unit HRD002)

Use of Funds



Source of Funds



Use of Funds

Expenditures	Prior Year 2022-2023	Adopted Budget 2023-2024	CY Estimate 2023-2024	Requested Budget 2024-2025	Recommended Budget 2024-2025	Recommended Change from Adopted
Services and Supplies	\$101,574	\$106,920	\$96,617	\$106,920	\$106,920	—
Subtotal	\$101,574	\$106,920	\$96,617	\$106,920	\$106,920	—

Source of Funds

Revenues	Prior Year 2022-2023	Adopted Budget 2023-2024	CY Estimate 2023-2024	Requested Budget 2024-2025	Recommended Budget 2024-2025	Recommended Change from Adopted
Revenue from Use of Money & Property	\$5,797	\$1,000	\$3,624	\$3,500	\$3,500	\$2,500
Miscellaneous Revenues	\$9,467	—	—	\$106,920	\$106,920	\$106,920
Subtotal	\$15,265	\$1,000	\$3,624	\$110,420	\$110,420	\$109,420
Fund Balance	\$86,309	\$105,920	\$92,993	\$(3,500)	\$(3,500)	\$(109,420)
General Fund Contributions	\$0	—	—	—	—	—
Total Source of Funds	\$101,574	\$106,920	\$96,617	\$106,920	\$106,920	—

Unit Description

The Employee Assistance Program (EAP) Unit is a component of the Benefit Programs Fund that contains revenue and expenditures related to the County’s Employee Assistance Program. Contributions are calculated on a cost recovery basis through charges allocated to County departments based on a flat fee per employee. A given

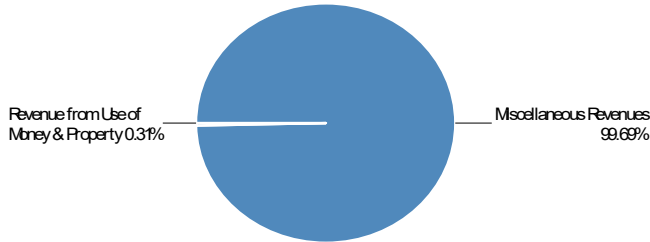
department’s allocation may change from year to year due to any changes in number of employees and cost of benefits.

Whenever there is excess revenue in a specific fiscal year, it is kept in the Benefit Programs Fund to be used in future years when expenditures exceed revenue.

Disability

(Budget Unit 8416—Fund 477—Appropriation Unit HRD002)

Source of Funds



Use of Funds

Expenditures	Prior Year 2022-2023	Adopted Budget 2023-2024	CY Estimate 2023-2024	Requested Budget 2024-2025	Recommended Budget 2024-2025	Recommended Change from Adopted
Salaries and Employee Benefits	\$407,342	—	\$451,900	—	—	—
Services and Supplies	—	\$463,753	—	\$474,911	\$474,911	\$11,158
Subtotal	\$407,342	\$463,753	\$451,900	\$474,911	\$474,911	\$11,158

Source of Funds

Revenues	Prior Year 2022-2023	Adopted Budget 2023-2024	CY Estimate 2023-2024	Requested Budget 2024-2025	Recommended Budget 2024-2025	Recommended Change from Adopted
Revenue from Use of Money & Property	\$1,528	\$700	\$1,407	\$1,500	\$1,500	\$800
Charges for Services	\$27	\$100	\$165	\$100	\$100	—
Miscellaneous Revenues	\$408,845	\$445,000	\$410,498	\$474,811	\$474,811	\$29,811
Subtotal	\$410,400	\$445,800	\$412,070	\$476,411	\$476,411	\$30,611
Fund Balance	\$(3,058)	\$17,953	\$39,830	\$(1,500)	\$(1,500)	\$(19,453)
General Fund Contributions	\$(0)	—	—	—	—	—
Total Source of Funds	\$407,342	\$463,753	\$451,900	\$474,911	\$474,911	\$11,158

Unit Description

The Disability Unit is a component of the Benefit Programs Fund that contains revenue and expenditures related to the County’s disability (long-term and short-term) program. Contributions are calculated on a cost recovery basis through charges allocated to County departments based on a flat fee per eligible employee. A given department’s

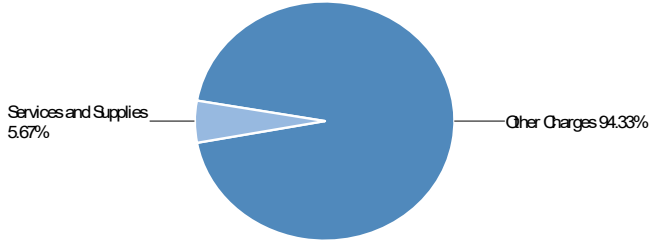
allocation may change from year to year due to any changes in number of eligible employees and cost of benefits.

Whenever there is excess revenue in a specific fiscal year, it is kept in the Benefit Programs Fund to be used in future years when expenditures exceed revenue.

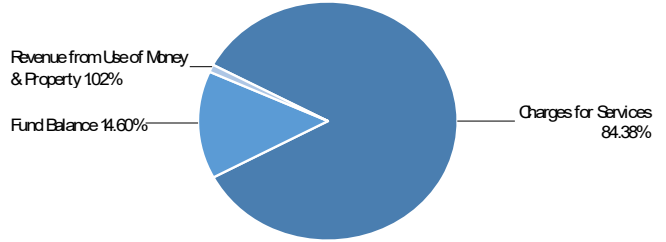
Unemployment

(Budget Unit 8417—Fund 477—Appropriation Unit HRD002)

Use of Funds



Source of Funds



Use of Funds

Expenditures	Prior Year 2022-2023	Adopted Budget 2023-2024	CY Estimate 2023-2024	Requested Budget 2024-2025	Recommended Budget 2024-2025	Recommended Change from Adopted
Services and Supplies	\$36,430	\$36,362	\$35,770	\$36,063	\$36,063	\$(299)
Other Charges	\$476,128	\$600,000	\$492,960	\$600,000	\$600,000	—
Subtotal	\$512,558	\$636,362	\$528,730	\$636,063	\$636,063	\$(299)

Source of Funds

Revenues	Prior Year 2022-2023	Adopted Budget 2023-2024	CY Estimate 2023-2024	Requested Budget 2024-2025	Recommended Budget 2024-2025	Recommended Change from Adopted
Revenue from Use of Money & Property	\$9,159	\$4,000	\$6,252	\$6,500	\$6,500	\$2,500
Charges for Services	\$486,323	\$536,362	\$536,362	\$536,687	\$536,687	\$325
Subtotal	\$495,482	\$540,362	\$542,614	\$543,187	\$543,187	\$2,825
Fund Balance	\$17,076	\$96,000	\$(13,884)	\$92,876	\$92,876	\$(3,124)
General Fund Contributions	\$0	—	—	—	—	—
Total Source of Funds	\$512,558	\$636,362	\$528,730	\$636,063	\$636,063	\$(299)

Unit Description

The Unemployment Unit is a component of the Benefit Programs Fund that contains revenue and expenditures related to the County’s self-insured unemployment program. Contributions are calculated on a cost recovery basis through charges allocated to County departments based on employee count. A given department’s

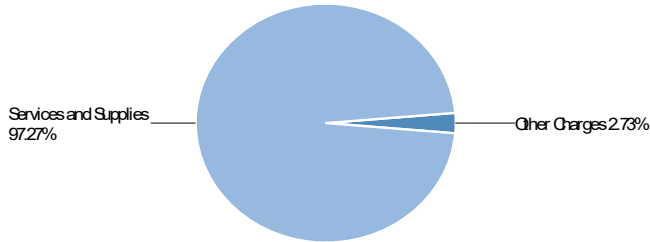
allocation may change from year to year due to any changes in number of employees and cost of benefits.

Whenever there is excess revenue in a specific fiscal year, it is kept in the Benefit Programs Fund to be used in future years when expenditures exceed revenue.

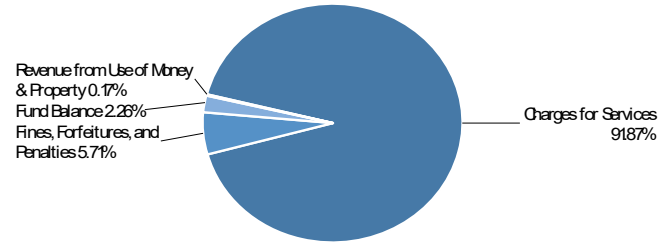
Misc Benefits

(Budget Unit 8418—Fund 477—Appropriation Unit HRD002)

Use of Funds



Source of Funds



Use of Funds

Expenditures	Prior Year 2022-2023	Adopted Budget 2023-2024	CY Estimate 2023-2024	Requested Budget 2024-2025	Recommended Budget 2024-2025	Recommended Change from Adopted
Services and Supplies	\$548,300	\$842,680	\$863,884	\$852,320	\$852,320	\$9,640
Other Charges	—	\$31,483	\$296,647	\$23,890	\$23,890	\$(7,593)
Subtotal	\$548,300	\$874,163	\$1,160,531	\$876,210	\$876,210	\$2,047

Source of Funds

Revenues	Prior Year 2022-2023	Adopted Budget 2023-2024	CY Estimate 2023-2024	Requested Budget 2024-2025	Recommended Budget 2024-2025	Recommended Change from Adopted
Fines, Forfeitures, and Penalties	\$370,798	\$30,000	\$50,000	\$50,000	\$50,000	\$20,000
Revenue from Use of Money & Property	\$8,089	\$4,000	\$1,311	\$1,500	\$1,500	\$(2,500)
Charges for Services	\$362,937	\$782,681	\$782,680	\$804,948	\$804,948	\$22,267
Subtotal	\$741,824	\$816,681	\$833,991	\$856,448	\$856,448	\$39,767
Fund Balance	\$(193,524)	\$57,482	\$326,540	\$19,762	\$19,762	\$(37,720)
General Fund Contributions	\$(0)	—	—	—	—	—
Total Source of Funds	\$548,300	\$874,163	\$1,160,531	\$876,210	\$876,210	\$2,047

Unit Description

The Miscellaneous Benefits Unit is a component of the Benefit Programs Fund that contains revenue and expenses related to other miscellaneous benefit programs such as the Flexible Spending Account, Dependent Care Assistance Program, Voluntary Benefit Options, and health insurance administration fees. Contributions are calculated on a cost recovery basis through charges allocated to

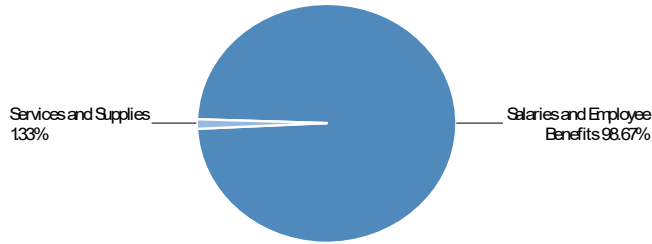
County departments based on employee count. A given department's allocation may change from year to year due to changes in number of employees and cost of benefits administration.

Whenever there is excess revenue in a specific fiscal year, it is kept in the Benefit Programs Fund to be used in future years when expenditures exceed revenue.

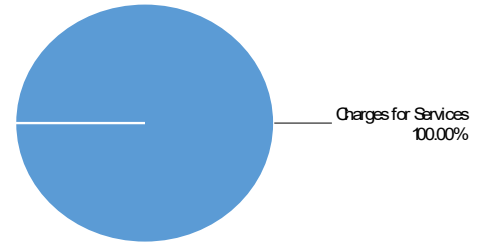
Other Post-Employment Benefits

(Budget Unit 8419—Fund 477—Appropriation Unit HRD002)

Use of Funds



Source of Funds



Use of Funds

Expenditures	Prior Year 2022-2023	Adopted Budget 2023-2024	CY Estimate 2023-2024	Requested Budget 2024-2025	Recommended Budget 2024-2025	Recommended Change from Adopted
Salaries and Employee Benefits	\$4,893,460	\$4,644,000	\$4,653,060	\$3,705,000	\$3,705,000	\$(939,000)
Services and Supplies	\$37,115	\$69,126	\$61,140	\$49,927	\$49,927	\$(19,199)
Subtotal	\$4,930,575	\$4,713,126	\$4,714,200	\$3,754,927	\$3,754,927	\$(958,199)

Source of Funds

Revenues	Prior Year 2022-2023	Adopted Budget 2023-2024	CY Estimate 2023-2024	Requested Budget 2024-2025	Recommended Budget 2024-2025	Recommended Change from Adopted
Revenue from Use of Money & Property	\$4,130	\$1,500	\$1,719	\$1,500	\$1,500	—
Charges for Services	\$4,934,907	\$4,713,126	\$4,713,126	\$3,755,551	\$3,755,551	\$(957,575)
Subtotal	\$4,939,036	\$4,714,626	\$4,714,845	\$3,757,051	\$3,757,051	\$(957,575)
Fund Balance	\$(8,461)	\$(1,500)	\$(645)	\$(2,124)	\$(2,124)	\$(624)
General Fund Contributions	\$(0)	—	—	—	—	—
Total Source of Funds	\$4,930,575	\$4,713,126	\$4,714,200	\$3,754,927	\$3,754,927	\$(958,199)

Unit Description

The Other Post-Employment Benefits (OPEB) Unit is a component of the Benefit Programs Fund that contains revenue and expenses related to OPEB. The County's OPEB are limited to the State mandated amount that the County pays for retirees' health care, including payments for current retirees and Board of Supervisors' authorized pre-funding of benefit costs for future retirees. Biennial actuarial analyses are performed which determine the County's annual

contributions. Contributions are charged to County departments based on employee count and transmitted to the California Employers' Retirement Benefit Trust for investment purposes.

Whenever there is excess revenue in a specific fiscal year, it is contributed to the California Employers' Retirement Benefit Trust as an additional contribution.

Civil Rights Office

Department Overview:

The Civil Rights Office (CRO) helps the County respect civil rights, provide equal opportunity, and pursue equity in all operations by developing a diversity, equity, inclusion, and belonging culture.

The CRO strives to create a diverse and inclusive culture where everyone working for or interacting with the County is treated equally and with respect. These goals are achieved by training the workforce, advising departments on diversity, equity, and inclusion, and enforcing Titles VI and VII of the Civil Rights Act of 1964, the Americans with Disabilities Act of 1990, the California Fair Employment and Housing Act, the County of Monterey nondiscrimination ordinances (Chapters 2.19 and 2.80 of the Monterey County Code), related policies (Nondiscrimination, Sexual Harassment, Language Access and Effective Communication, and Reasonable Accommodation), and the County of Monterey Equal Opportunity (EOP) and Title VI Plans.

Programs and Functions:

The Civil Rights Office develops and provides two mandatory trainings: the California-mandated Harassment and Discrimination Prevention (HDP) training and the Civil Rights Training (CRT). The Office advises departments on applying equal opportunity law, developing and using equitable tools to support fair recruitment efforts, community engagement, and workplace diversity, equity, inclusion, and belonging practices. The Civil Rights Office also reviews and resolves complaints of unlawful discrimination, harassment, and retaliation violating Federal and California civil rights statutes.

In addition to internally handling equity, diversity, and inclusion issues, the Civil Rights Office also reviews the same problems related to Monterey County residents, as established by Title VI of the Civil Rights Act of 1964. In that role, the Civil Rights Office acts as a conduit to help residents address discrimination issues when interacting with the County and ensure equitable and fair access to services.

Department's Contribution to County of Monterey's Strategic Initiatives:

ADMINISTRATION: Administration of the County's Equal Opportunity Plan and Title VI Implementation Plan. Implementation of mandatory HDP and CRT training and handling of unlawful discrimination, harassment, and retaliation complaints.

HEALTH AND HUMAN SERVICES: Provide training that seeks to improve and maintain work satisfaction at a high level by creating a more respectful and inclusive workplace culture free from harassment, discrimination, and abusive conduct. The Civil Rights Training helps participants understand and gain tools to address implicit bias and inequities at the individual and institutional levels, understand cultural competence, and strive for cultural humility. These efforts translate into more culturally appropriate service delivery to the County of Monterey residents, including language access and justice.

INFRASTRUCTURE: Supports departments tasked with planning and developing physical infrastructure by focusing on fairness and equitable access to infrastructure. The CRO aids departments to comply with the Americans with Disabilities Act, ensuring County buildings and services are accessible to people with disabilities and provide equitable access to County services, according to Title VI of the Civil Rights Act of 1964.

PUBLIC SAFETY: Support the County's public safety branches in achieving their goals while interacting with the public to create a safe environment for people to achieve their potential, allowing businesses and communities to thrive and grow.



train



advise



enforce



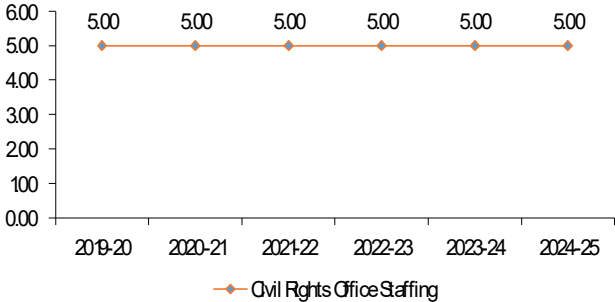
Civil Rights Office

Operating Budget: \$382,624
Positions (FTEs): 5.00

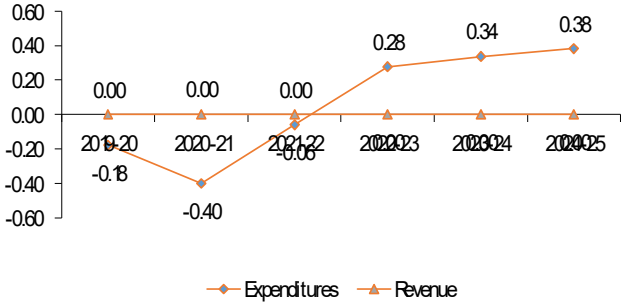
Juan P. Rodriguez
Civil Rights Officer

Civil Rights Office

Staffing Trends



Expenditure/Revenue History (in millions)

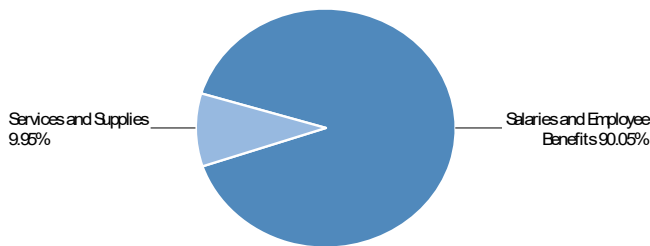


Performance Measures

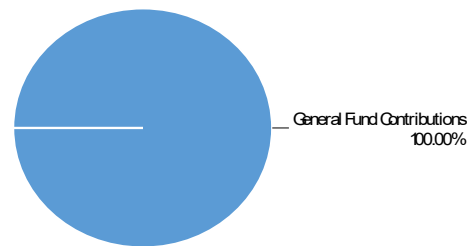
The Civil Rights Office helps the County respect civil rights, provide equal opportunity for all, and pursue equity by developing culture of diversity and inclusion.

Key Performance Measures	2021-22 Actual	2022-23 Actual	2023-24 Mid-Year
Percent of County non-management employees completing the Harassment and Discrimination Prevention training requirement. Target = 75%	76%	90%	88%
Percent of County management employees completing the Harassment and Discrimination Prevention training requirement. Target = 75%	81%	92%	88%
Percent of County non-management employees completing the Civil Rights training requirement. Target = 75%	41%	87%	86%
Percent of County management employees completing the Civil Rights training requirement. Target = 75%	48%	86%	82%
Percent of inquiries and complaints of discrimination submitted to the Civil Rights Office processed within 90 days. Target = 75%	93%	79%	91%

Use of Funds



Source of Funds



Use of Funds

Expenditures	Prior Year 2022-2023	Adopted Budget 2023-2024	CY Estimate 2023-2024	Requested Budget 2024-2025	Recommended Budget 2024-2025	Recommended Change from Adopted
Salaries and Employee Benefits	\$903,576	\$990,058	\$950,124	\$1,029,604	\$1,016,291	\$26,233
Services and Supplies	\$91,701	\$144,141	\$113,565	\$112,254	\$112,254	\$(31,887)
Other Charges	\$(721,474)	\$(726,202)	\$(726,272)	\$(745,921)	\$(745,921)	\$(19,719)
Capital Assets	\$3,414	—	—	—	—	—
Subtotal	\$277,216	\$407,997	\$337,417	\$395,937	\$382,624	\$(25,373)

Source of Funds

Revenues	Prior Year 2022-2023	Adopted Budget 2023-2024	CY Estimate 2023-2024	Requested Budget 2024-2025	Recommended Budget 2024-2025	Recommended Change from Adopted
General Fund Contributions	\$277,216	\$407,997	\$337,417	\$395,937	\$382,624	\$(25,373)
Total Source of Funds	\$277,216	\$407,997	\$337,417	\$395,937	\$382,624	\$(25,373)

Summary of Recommendation

The FY 2024-25 Recommended Budget for the Civil Rights Office includes a general fund contribution (GFC) of \$382,624 and a \$745,921 cost plan credit to support the Department’s costs of \$1,128,545. Salary and benefit costs increased \$26,233, offset by a reduction in services and supplies of \$31,887. Appropriations decreased \$25,373 from the FY 2023-24 Adopted Budget primarily due to a higher credit from the cost plan allocation, resulting in a corresponding decrease to GFC.

The Recommended Budget includes an augmentation for \$15,000, which will allow the Department to create an internship program to explore collaboration on indigenous language interpretation and translation protocols.

The Recommended Budget includes one reallocated position from an Associate Equal Opportunity Analyst to a Senior Equal Opportunity Analyst.

Budget Impacts

The Recommended Budget for the Civil Rights Office provides funding for core programs; however, the Department will continue to work with other County departments and sister agencies to identify shared resources to lessen budget impacts.

Prior Year Accomplishments

Continued work in driving the Governing for Racial Equity (GRE) initiatives for the County, which advances the Board of Supervisors’ efforts to promote diversity, equity, inclusion, and belonging in the County of Monterey.

Worked with community organizations to identify opportunities for collaboration to serve historically underrepresented communities better and to help the County of Monterey govern equitably for all residents. One example is collaborating with the California Commission on Disabilities, the County of Monterey Commission on Disabilities, and the Civil Rights Office to host a listening forum for Disability Access for Small Businesses. This project has the dual goals of helping local businesses comply with the Americans with Disabilities Act and providing equitable access to our residents.

In collaboration with the County Administrative Office and the Equal Opportunity and Civil Rights Advisory Commission, the Civil Rights Office helped implement, for the first time in the County, a budget equity tool to support departments in providing more equitable services to our residents. In the coming years, the County will incorporate the budget equity tool into the formal budget process.

The Department continues to work with County employees to promote awareness of Employee Resource Groups (ERGs), also known as affinity groups. After launching ERG services and chartering its first LGBTQ+ ERG (LGBTQ+ Professionals) in FY 2021-22, the CRO also supported the formation of the Monterey

County Veteran ERG and Neurodiverse Employee ERG in FY 2022-23 and a Governing for Racial Equity ERG in FY 2023-24.

Budget Year Goals

Update the County’s Racial Equity Plan in collaboration with internal and external stakeholders.

Work on language access and language justice focusing on indigenous languages to promote a more democratic government.

Update the County’s Title VI Plan and devise an auditing system to ensure departments comply with Title VI requirements.

Continue to institutionalize Governing for Racial Equity (GRE) initiatives to embed them in all County operations.

Advance the institutionalization of the budget equity tool to support a participatory budget process in the near future.

Partner with community groups dedicated to social action and learning.

Continue to assist the Equal Opportunity and Civil Rights Advisory Commission in monitoring annual departmental Equal Opportunity Plans and Budget Equity Tools.

Train Departments on Harassment and Discrimination Prevention (HDP) and Civil Rights Training (CRT) and implement a structure that allows departments to stay on track of their compliance throughout the year.

Provide customized training to departments on cultural competency, cultural humility, and equity issues.

Continue providing timely, unbiased, informed support and investigations to employees and the public.

Offer conflict resolution alternatives outside of the complaint process, as allowed by Federal and California laws and County ordinances and policies.

Pending Issues

There are no pending issues.

Policy Considerations

While somewhat insulated in California, diversity, equity, inclusion, and belonging (DEI&B) initiatives are assailed in several states. As a DEI&B office, the Civil Rights Office must educate County residents and employees that DEI&B initiatives benefit all, not just women, members of the LGBTQIA+ community, and people of color. A rising tide lifts all boats.

Appropriation Expenditure Detail

	Prior Year 2022-2023	Adopted Budget 2023-2024	CY Estimate 2023-2024	Requested Budget 2024-2025	Recommended Budget 2024-2025	Recommended Change from Adopted	Fund Code	Budget Unit Code
Civil Rights Office (CRO001)	\$277,216	\$407,997	\$337,417	\$395,937	\$382,624	\$(25,373)	001	8505
Subtotal	\$277,216	\$407,997	\$337,417	\$395,937	\$382,624	\$(25,373)		

Budget Units

	Prior Year 2022-2023	Adopted Budget 2023-2024	CY Estimate 2023-2024	Requested Budget 2024-2025	Recommended Budget 2024-2025	Recommended Change from Adopted
Civil Rights Office	\$277,216	\$407,997	\$337,417	\$395,937	\$382,624	\$(25,373)
Subtotal	\$277,216	\$407,997	\$337,417	\$395,937	\$382,624	\$(25,373)

Adopted FY 2023-24 to Recommended FY 2024-25 Positions

Classification Code	Classification Label	Adopted Budget 2022-2023	Adopted Budget 2023-2024	Recommended Budget 2024-2025	Change
14B25	EQUAL OPPORTUNITY OFFICER	1.00	1.00	1.00	0.00
14B47	ASSOCIATE EQUAL OPPORTUNITY ANALYST	1.00	1.00	0.00	(1.00)
14B49	SENIOR EQUAL OPPORTUNITY ANALYST	2.00	2.00	3.00	1.00
80A99	ADMINISTRATIVE SECRETARY-CONFIDENTIAL	1.00	1.00	1.00	0.00
	Total	5.00	5.00	5.00	0.00

Augmentation Request(s)

Dept	Budget Request Code	Budget Request Name	Ranking Type Name	Net Request	Requested FTE	Recommended Total	Recommended FTE
1080	1080-8505-001-AUG1	Internship Program	Status Quo Other	\$15,000	-	\$15,000	-
Grand Total				\$15,000	-	\$15,000	-



This page intentionally left blank.

Auditor-Controller

Departmental Overview:

The Office of the Auditor-Controller is an elected office in the Executive Branch of the County of Monterey Government. The mandated duties of the position are performed under legal authority set forth in the California Government Code, the Revenue and Taxation Code, and the County of Monterey Code, and in accordance with uniform Generally Accepted Accounting Principles (GAAP) and other authoritative bodies on a State and National level. The Auditor-Controller is the County’s Chief Accounting Officer and exercises general supervision over accounting forms and methods of organization for County departments and districts under the control of the Board of Supervisors and, districts whose funds are maintained in the County Treasury. Other responsibilities include disbursement of County funds in Treasury, budgetary control, debt payment administration, compilation and publication of the County’s financial statements, cost allocation plan, maintenance of tax rolls, tax rate calculations, apportionment of property tax, payroll preparation, disbursement and maintenance of financial records, and payment of all claims against the County. The Board of Supervisors may assign additional responsibilities.

Programs and Functions:

The Office of the Auditor-Controller consists of five divisions: Auditor-Controller (Administration), Disbursements, General Accounting, Internal Audit, and Systems Management. The Administration Division is responsible for strategic planning, policy guidance and facilitating office environments. The Disbursements Division oversees Accounts Payable, Payroll and Property Tax. The General Accounting Division provides support and financial oversight via the County’s official system of record, adhering to policies, procedures, and processes in accordance with GAAP, County policies and State and Federal guidelines. The Internal Audit Division is responsible for executing audit programs for County departments, special districts, and other agencies. The Systems Management Division maintains the official financial system record for the County. In addition, the Auditor-Controller performs (non-departmental) functions such as Public Improvement Corporation (PIC) Debt Service; management of consultant service contracts that monitor County’s sales tax revenue; preparing reimbursement claims for cost of County’s programs mandated by the State; and annual audits.

Department’s Contributions to Monterey County’s Strategic Initiatives:

ADMINISTRATION The Office of the Auditor-Controller promotes an organization that practices efficient and effective resource management and is recognized for responsiveness, strong customer orientation, accountability and transparency which includes budget control and control over the official system of record. This commitment is reflected in this Office’s Vision, Mission, Value Statements and the Government Finance Officers Association (GFOA) award winning Annual Comprehensive Financial Report (ACFR).

Auditor-Controller
Serving
Monterey
County



Property Tax Calculations
& Disbursements



Payroll & Accounts Payable



Accounting Services

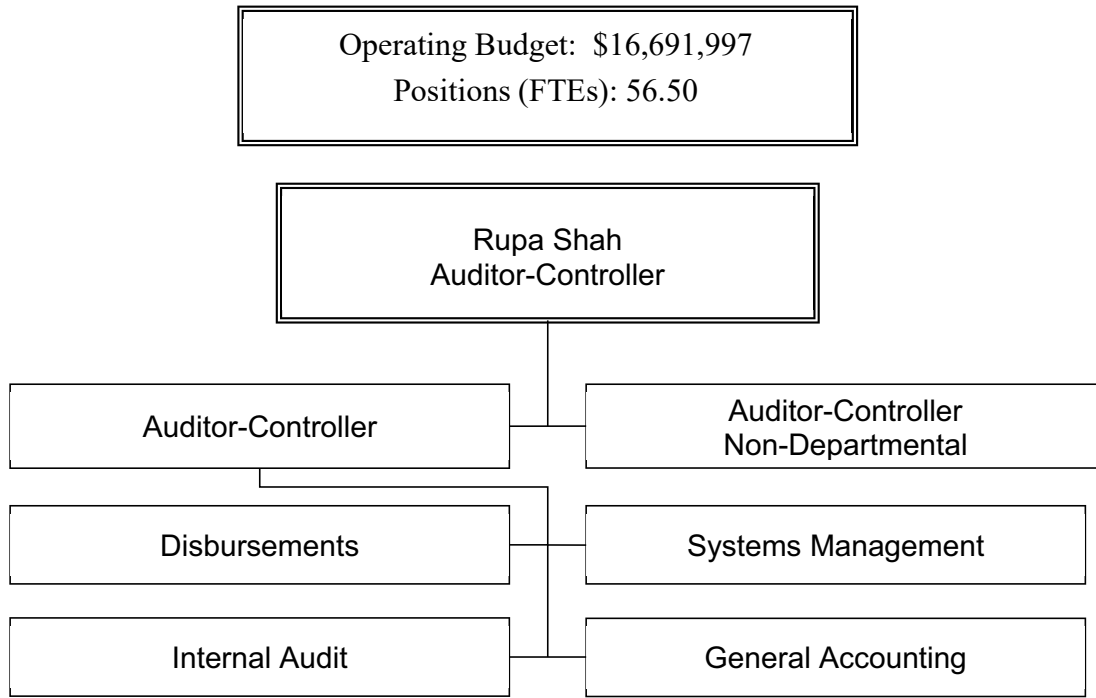


Audit Services

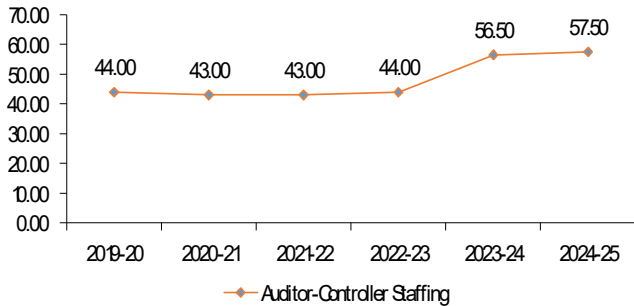


Debt Services

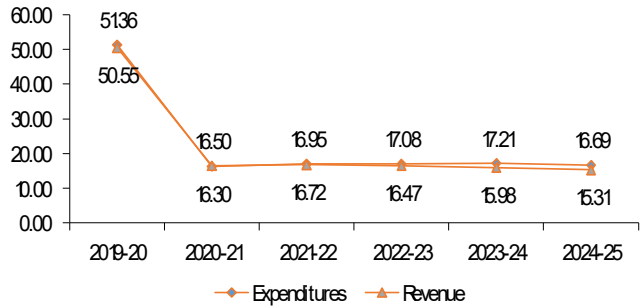




Staffing Trends



Expenditure/Revenue History (in millions)

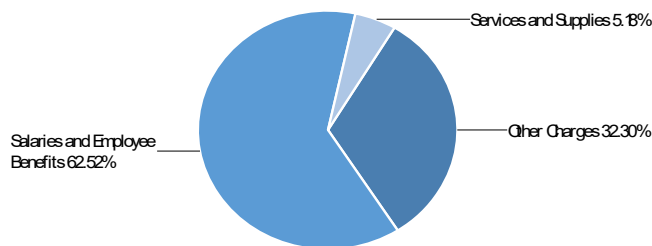


Performance Measures

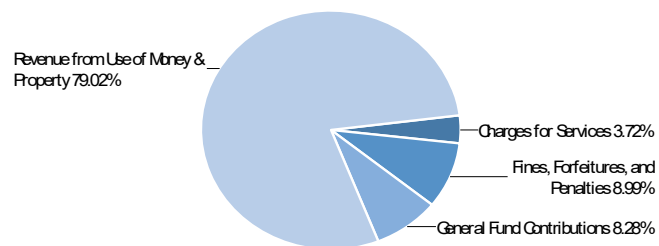
The Office of the Auditor-Controller performs local, State and federally mandated duties, promotes an organization that practices efficient and effective resource management, and is recognized for accountability and transparency.

Key Performance Measures	2021-22 Actual	2022-23 Actual	2023-24 Mid-Year
Number of claims paid by electronic payments. Target = 884	1651	1659	810
Percentage of Direct Deposits to banks. Target = 100%	0.95	0.95	0.95
Standardize pay practices. Target = reduce the number of pay, leave, deduction and benefit events based on MOU.	100271	98276	99702

Use of Funds



Source of Funds



Use of Funds

Expenditures	Prior Year 2022-2023	Adopted Budget 2023-2024	CY Estimate 2023-2024	Requested Budget 2024-2025	Recommended Budget 2024-2025	Recommended Change from Adopted
Salaries and Employee Benefits	\$6,372,963	\$9,676,419	\$8,121,465	\$10,775,028	\$10,435,341	\$758,922
Services and Supplies	\$612,408	\$820,934	\$1,028,198	\$864,583	\$864,583	\$43,649
Other Charges	\$10,081,797	\$7,277,513	\$8,064,927	\$5,392,073	\$5,392,073	\$(1,885,440)
Capital Assets	\$7,868	—	—	—	—	—
Subtotal	\$17,075,037	\$17,774,866	\$17,214,590	\$17,031,684	\$16,691,997	\$(1,082,869)

Source of Funds

Revenues	Prior Year 2022-2023	Adopted Budget 2023-2024	CY Estimate 2023-2024	Requested Budget 2024-2025	Recommended Budget 2024-2025	Recommended Change from Adopted
Fines, Forfeitures, and Penalties	—	\$1,500,000	\$1,500,000	\$1,500,000	\$1,500,000	—
Revenue from Use of Money & Property	\$6,493,835	\$13,980,525	\$13,980,525	\$13,189,294	\$13,189,294	\$(791,231)
Charges for Services	\$495,444	\$722,060	\$495,534	\$620,293	\$620,293	\$(101,767)
Miscellaneous Revenues	\$51	—	—	—	—	—
Other Financing Sources	\$9,478,847	—	—	—	—	—
Subtotal	\$16,468,176	\$16,202,585	\$15,976,059	\$15,309,587	\$15,309,587	\$(892,998)
Fund Balance	\$(6,517)	—	—	—	—	—
General Fund Contributions	\$613,377	\$1,572,281	\$1,238,531	\$1,722,097	\$1,382,410	\$(189,871)
Total Source of Funds	\$17,075,037	\$17,774,866	\$17,214,590	\$17,031,684	\$16,691,997	\$(1,082,869)

Summary of Recommendation

The Fiscal Year (FY) 2024-25 Recommended Budget for the Office of the Auditor-Controller is \$16,691,997 in appropriations with total expenditures of \$25,970,218, financed by \$15,309,587 in revenue, \$6,113,027 cost plan credits, \$3,165,194 in interfund reimbursements, and a general fund contribution (GFC) of \$1,382,410. Expenditures decreased by \$1,082,869 mainly due to decreased bond related expenditures offset by increases in negotiated salaries and employee health insurance costs.

Budget Impacts

The Recommended Budget includes an augmentation for a new Internal Auditor III position to help the internal audit function align responsibilities with the appropriate staffing resources.

Prior Year Accomplishments

Processed W-2's for 6,279 employees with reported earnings of \$544,530,022 for Tax Year 2023.

Secured extension was successfully run mid-September and secured property tax bills were created. The FY 2023-24 Tax Rate Book was prepared and published on the Auditor-Controller's website in October 2023. Property tax apportionments were successfully calculated and distributed on December 20, 2023.

Lowered risk of electronic fund transfer (EFT) fraud with improved Vendor EFT Enrollment and Verification Process.

Received the Government Finance Officers Association (GFOA) Award for Excellence in Financial Reporting for the 2021-22 Annual Comprehensive Financial Report (ACFR). Received the State Controller's Office award for Financial Transactions Reporting for FY 2021-22.

Prepared the ACFR for FY 2022-23 and received an unmodified opinion by December 31, 2023. Coordinated and assisted the FY 2022-23 Annual Audit and the Single Audit conducted by the independent auditing firm.

Prepared and submitted the Cost Allocation Plan for FY 2024-25, State Financial Transactions Report for County and Special Districts for FY 2022-23 and submitted to the State Controller’s Office by respective deadlines.

Conducted countywide meetings with finance managers regarding the new Governmental Accounting Standards Board (GASB) guidance and year-end preparation.

Eliminated the onboarding task for ESS account creation by human Resources staff and improved new hire process, this will reduce approximately 700 annual requests from departments.

Improved the process for generating, printing, and mailing W-2s, and made W-2s available to employees five days prior to the Internal Revenue Service deadline.

Completed the work prioritized in the Internal Audit Work Plan for FY 2022-23 and FY 2023-24. Conducted quarterly reviews of the Treasurer’s cash and investments, as required by State Code. Completed a franchise fees audit that recouped over \$600,000 for the County and residential and business customers. Conducted Transient Occupancy Tax (TOT) audits of registered hotel operators.

Assisted County departments with administering and overseeing external audits to improve contract and grant management.

Prepare the ACFR for FY 2023-24 and receive an unmodified opinion by December 31, 2024. Apply for and receive the Award for Excellence in Financial Reporting from GFOA. Compile the Schedule of Expenditures of Federal Awards (SEFA) for use by external auditors for the Single Audit.

Prepare and submit to SCO, the State Financial Transactions report for the County and Special Districts for FY 2023-24 by the Countywide Cost Allocation Plan for use in FY 2025-26.

Prepare and submit to SCO, the FY 2024-25 Adopted Budget Book by December 1, 2024.

Meet with department finance managers to conduct trainings regarding the accounting and financial reporting procedures and changes in the accounting standards.

Provide direction and support in implementing the new Oracle Fusion applications with improved system’s security, workflow interfaces, data analysis and reporting for the County’s payroll, time and attendance, position control and compensation systems and financials and budgeting systems.

Continue partnering with all County departments in implementing new Oracle Fusion Cloud for maximum utilization of software to increase effectiveness and efficiencies of County’s business processes.

Continue to provide operational support for annual calendar year-end handling critical tax reporting, open enrollment, fiscal year-end position control project management, fiscal year-end close, and budgeting process.

Finalize and obtain Board of Supervisor approval of the new biannual Internal Audit Work Plan. Conduct various fiscal and operational audits to improve the County’s internal controls. Assist County departments with administering and overseeing external audits.

Budget Year Goals

Complete ERP Implementation Project all phases.

Meet with department Timekeepers, Finance Managers and Benefit Coordinators to disseminate information regarding Memorandum of Understanding (MOU) and Fair Labor Standards Act (FLSA) changes and continue training on Travel and Business Expense Reimbursement Policy.

By September 2024, have all special assessments balanced, tax rates approved by Board of Supervisors, and to run the secured extension process for creating the secured property tax roll for FY 2024-25. By December 31, 2024, calculate FY 2024-25 apportionment factors and compile information to complete the Tax Rate Book for FY 2024-25 and publish.

Pending Issues

The completion of the June 30, 2023 Single Audit is pending due to an increase in programs, causing delays from County departments and external auditor review. Pending completion of the State Controller’s review and approval of the preliminary Cost Plan in June 2024, the adopted budget may be impacted.

Policy Considerations

There are no policy considerations.

Appropriation Expenditure Detail

	Prior Year 2022-2023	Adopted Budget 2023-2024	CY Estimate 2023-2024	Requested Budget 2024-2025	Recommended Budget 2024-2025	Recommended Change from Adopted	Fund Code	Budget Unit Code
PIC Debt Service (AUD005)	\$15,966,165	\$15,480,525	\$15,480,525	\$14,689,294	\$14,689,294	\$(791,231)	251	8007
Annual Audits (AUD002)	\$117,819	\$216,380	\$215,308	\$190,663	\$190,663	\$(25,717)	001	8010
Auditor Controller (AUD001)	\$(4,716,394)	\$(4,655,541)	\$(4,854,123)	\$(4,877,838)	\$(4,891,156)	\$(235,615)	001	8011
Debt Management (AUD001)	\$(149)	\$0	\$0	\$0	\$0	\$0	001	8371
Disbursements (AUD001)	\$2,660,960	\$3,123,779	\$2,922,408	\$3,164,370	\$3,006,786	\$(116,993)	001	8372

Appropriation Expenditure Detail

	Prior Year 2022-2023	Adopted Budget 2023-2024	CY Estimate 2023-2024	Requested Budget 2024-2025	Recommended Budget 2024-2025	Recommended Change from Adopted	Fund Code	Budget Unit Code
Systems Management (AUD001)	\$967,553	\$1,258,262	\$1,004,904	\$988,347	\$974,006	\$(284,256)	001	8373
General Accounting (AUD001)	\$1,772,918	\$1,950,532	\$2,069,590	\$2,179,337	\$2,154,202	\$203,670	001	8374
Internal Audit (0xx)	\$0	\$0	\$0	\$152,525	\$152,525	\$152,525	001	8375
Internal Audit (AUD001)	\$306,165	\$400,929	\$375,978	\$544,986	\$415,677	\$14,748	001	8375
Subtotal	\$17,075,037	\$17,774,866	\$17,214,590	\$17,031,684	\$16,691,997	\$(1,082,869)		

Budget Units

	Prior Year 2022-2023	Adopted Budget 2023-2024	CY Estimate 2023-2024	Requested Budget 2024-2025	Recommended Budget 2024-2025	Recommended Change from Adopted
PIC Debt Service	\$15,966,165	\$15,480,525	\$15,480,525	\$14,689,294	\$14,689,294	\$(791,231)
Annual Audits	\$117,819	\$216,380	\$215,308	\$190,663	\$190,663	\$(25,717)
Auditor Controller	\$(4,716,394)	\$(4,655,541)	\$(4,854,123)	\$(4,877,838)	\$(4,891,156)	\$(235,615)
Debt Management	\$(149)	—	—	—	—	—
Disbursements	\$2,660,960	\$3,123,779	\$2,922,408	\$3,164,370	\$3,006,786	\$(116,993)
Systems Management	\$967,553	\$1,258,262	\$1,004,904	\$988,347	\$974,006	\$(284,256)
General Accounting	\$1,772,918	\$1,950,532	\$2,069,590	\$2,179,337	\$2,154,202	\$203,670
Internal Audit	\$306,165	\$400,929	\$375,978	\$697,511	\$568,202	\$167,273
Enterprise Resource Planning	—	—	—	—	—	—
Subtotal	\$17,075,037	\$17,774,866	\$17,214,590	\$17,031,684	\$16,691,997	\$(1,082,869)

Adopted FY 2023-24 to Recommended FY 2024-25 Positions

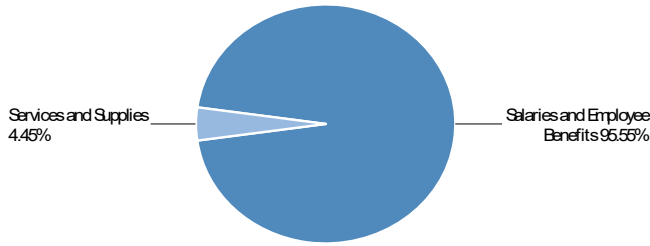
Classification Code	Classification Label	Adopted Budget 2022-2023	Adopted Budget 2023-2024	Recommended Budget 2024-2025	Change
10B02	AUDITOR-CONTROLLER	1.00	1.00	1.00	0.00
12A02	ASSISTANT AUDITOR-CONTROLLER	1.00	1.00	1.00	0.00
14B32	SENIOR PERSONNEL ANALYST	0.00	0.50	0.50	0.00
14C71	ADMINISTRATIVE SERVICES OFFICER	1.00	1.00	1.00	0.00
14P32	ERP BUSINESS ANALYST	5.00	8.00	8.00	0.00
16F41	DEPARTMENTAL INFORMATION SYSTEMS MANAGER II	1.00	1.00	1.00	0.00
20B21	ACCOUNTANT AUDITOR II	1.00	2.00	2.00	0.00
20B22	ACCOUNTANT AUDITOR III	7.00	9.00	9.00	0.00
20B24	AUDITOR-CONTROLLER ANALYST I	6.00	8.00	8.00	0.00
20B25	AUDITOR-CONTROLLER ANALYST II	2.00	5.00	5.00	0.00
20B31	INTERNAL AUDITOR II	1.00	1.00	1.00	0.00
20B97	CHIEF DEPUTY AUDITOR-CONTROLLER	3.00	4.00	4.00	0.00
80J21	ACCOUNT CLERK	1.00	1.00	1.00	0.00
80J22	SENIOR ACCOUNT CLERK	0.00	0.00	0.00	0.00
80J30	ACCOUNTING TECHNICIAN	5.00	5.00	5.00	0.00
80J80	ACCOUNTS PAYABLE SUPERVISOR	0.00	0.00	0.00	0.00
80J96	PAYROLL TECHNICIAN-CONFIDENTIAL	6.00	6.00	6.00	0.00
80J97	SENIOR PAYROLL TECHNICIAN - CONFIDENTIAL	2.00	2.00	2.00	0.00
80J98	SUPERVISING PAYROLL COORDINATOR- CONFIDENTIAL	1.00	1.00	1.00	0.00
	Total	44.00	56.50	56.50	0.00

Augmentation Request(s)

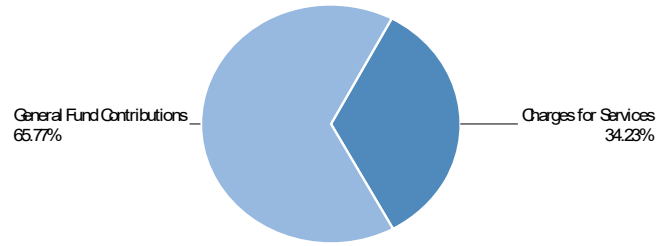
Dept	Budget Request Code	Budget Request Name	Ranking Type Name	Net Request	Requested FTE	Recommended Total	Recommended FTE
1110	1110-8375-001-AUG2	Internal Auditor III	Request New Position	\$152,525	1.00	\$152,525	1.00
1110	1110-8375-001-AUG1	Internal Auditor II	Request New Position	\$125,096	1.00		-
1110	1110-8372-001-AUG3.1	Accounting Tech Backfill	Request New Position	\$124,362	1.00		-
Grand Total				\$401,983	3.00	\$152,525	1.00

Auditor-Controller Departmental

Use of Funds



Source of Funds



Use of Funds

Expenditures	Prior Year 2022-2023	Adopted Budget 2023-2024	CY Estimate 2023-2024	Requested Budget 2024-2025	Recommended Budget 2024-2025	Recommended Change from Adopted
Salaries and Employee Benefits	\$6,373,112	\$9,676,419	\$8,121,465	\$10,775,028	\$10,435,341	\$758,922
Services and Supplies	\$480,070	\$479,364	\$531,025	\$486,502	\$486,502	\$7,138
Other Charges	\$(5,869,849)	\$(8,077,822)	\$(7,133,733)	\$(9,109,803)	\$(9,109,803)	\$(1,031,981)
Capital Assets	\$7,868	—	—	—	—	—
Subtotal	\$991,202	\$2,077,961	\$1,518,757	\$2,151,727	\$1,812,040	\$(265,921)

Source of Funds

Revenues	Prior Year 2022-2023	Adopted Budget 2023-2024	CY Estimate 2023-2024	Requested Budget 2024-2025	Recommended Budget 2024-2025	Recommended Change from Adopted
Charges for Services	\$495,444	\$722,060	\$495,534	\$620,293	\$620,293	\$(101,767)
Miscellaneous Revenues	\$51	—	—	—	—	—
Subtotal	\$495,495	\$722,060	\$495,534	\$620,293	\$620,293	\$(101,767)
General Fund Contributions	\$495,707	\$1,355,901	\$1,023,223	\$1,531,434	\$1,191,747	\$(164,154)
Total Source of Funds	\$991,202	\$2,077,961	\$1,518,757	\$2,151,727	\$1,812,040	\$(265,921)

Division Description

The Office of the Auditor-Controller is organized into five divisions: Auditor-Controller (Administration), Disbursement, General Accounting, Internal Audit, and Systems Management.

Summary of Recommendation

The Fiscal Year (FY) 2024-25 Recommended Budget for the Office of the Auditor-Controller departmental units is \$1,812,040, a decrease of \$265,921 from FY 2023-24 due to increases in cost plan credits and interfund reimbursements for staff working on the new Oracle Fusion implementation.

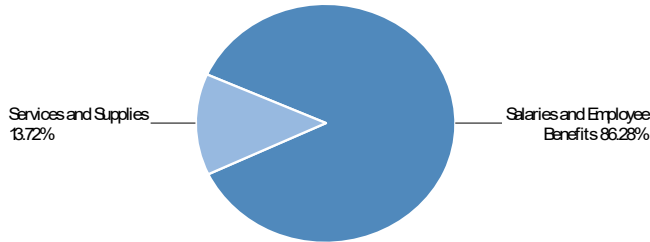
Appropriation Expenditure Detail

	Prior Year 2022-2023	Adopted Budget 2023-2024	CY Estimate 2023-2024	Requested Budget 2024-2025	Recommended Budget 2024-2025	Recommended Change from Adopted	Fund Code	Budget Unit Code
Auditor Controller (AUD001)	(4,716,394)	(4,655,541)	(4,854,123)	(4,877,838)	(4,891,156)	(235,615)	001	8011
Debt Management (AUD001)	(149)	0	0	0	0	0	001	8371
Disbursements (AUD001)	2,660,960	3,123,779	2,922,408	3,164,370	3,006,786	(116,993)	001	8372
Systems Management (AUD001)	967,553	1,258,262	1,004,904	988,347	974,006	(284,256)	001	8373
General Accounting (AUD001)	1,772,918	1,950,532	2,069,590	2,179,337	2,154,202	203,670	001	8374
Internal Audit (0xx)	0	0	0	152,525	152,525	152,525	001	8375
Internal Audit (AUD001)	306,165	400,929	375,978	544,986	415,677	14,748	001	8375
Subtotal	991,053	2,077,961	1,518,757	2,151,727	1,812,040	(265,921)		

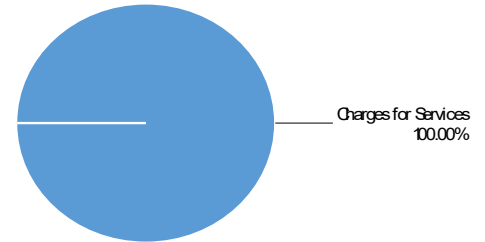
Auditor Controller

(Budget Unit 8011—Fund 001—Appropriation Unit AUD001)

Use of Funds



Source of Funds



Use of Funds

Expenditures	Prior Year 2022-2023	Adopted Budget 2023-2024	CY Estimate 2023-2024	Requested Budget 2024-2025	Recommended Budget 2024-2025	Recommended Change from Adopted
Salaries and Employee Benefits	\$943,602	\$1,026,259	\$977,703	\$1,057,599	\$1,044,281	\$18,022
Services and Supplies	\$137,088	\$151,105	\$179,248	\$165,993	\$165,993	\$14,888
Other Charges	\$(5,804,951)	\$(5,832,905)	\$(6,011,074)	\$(6,101,430)	\$(6,101,430)	\$(268,525)
Capital Assets	\$7,868	—	—	—	—	—
Subtotal	\$(4,716,394)	\$(4,655,541)	\$(4,854,123)	\$(4,877,838)	\$(4,891,156)	\$(235,615)

Source of Funds

Revenues	Prior Year 2022-2023	Adopted Budget 2023-2024	CY Estimate 2023-2024	Requested Budget 2024-2025	Recommended Budget 2024-2025	Recommended Change from Adopted
Charges for Services	\$364,406	\$418,335	\$364,496	\$387,124	\$387,124	\$(31,211)
Miscellaneous Revenues	\$30	—	—	—	—	—
Subtotal	\$364,436	\$418,335	\$364,496	\$387,124	\$387,124	\$(31,211)
General Fund Contributions	\$(5,080,830)	\$(5,073,876)	\$(5,218,619)	\$(5,264,962)	\$(5,278,280)	\$(204,404)
Total Source of Funds	\$(4,716,394)	\$(4,655,541)	\$(4,854,123)	\$(4,877,838)	\$(4,891,156)	\$(235,615)

Unit Description

Auditor-Controller (Administration) Division is responsible for Department administration, strategic planning and policy guidance. Responsibilities include: employee development, budget development and management, general administrative support services, contract development, and high level staff supervision. Administration also provides overall guidance and direction to the County's System of Record, Enterprise Resource Planning (ERP) which includes: Performance Budget, Advantage Financial and Advantage Human Resource Management (HRM), SymPro Debt and Investment, and Convey Taxport.

The Division interfaces with the cities, Monterey County Department of Education, school districts, Monterey Regional Airport District, Monterey Regional Water Pollution Control Agency, and independent

special districts including fire districts, recreation districts and regional park districts providing consultation for financing, property taxes and Successor (former Redevelopment) Agency issues.

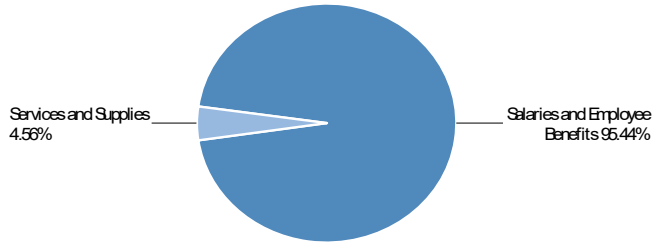
Recommended FY 2024-25 Positions

Classification Code	Classification Label	FTE
10B02	AUDITOR-CONTROLLER	1.00
12A02	ASSISTANT AUDITOR-CONTROLLER	1.00
14B32	SENIOR PERSONNEL ANALYST	0.50
14C71	ADMINISTRATIVE SERVICES OFFICER	1.00
80J21	ACCOUNT CLERK	1.00
Total		4.50

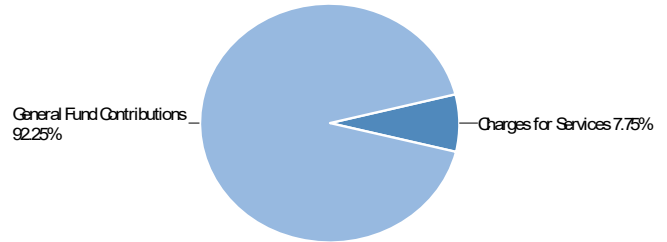
Disbursements

(Budget Unit 8372—Fund 001—Appropriation Unit AUD001)

Use of Funds



Source of Funds



Use of Funds

Expenditures	Prior Year 2022-2023	Adopted Budget 2023-2024	CY Estimate 2023-2024	Requested Budget 2024-2025	Recommended Budget 2024-2025	Recommended Change from Adopted
Salaries and Employee Benefits	\$2,470,831	\$3,414,869	\$3,004,899	\$3,860,369	\$3,702,785	\$287,916
Services and Supplies	\$197,729	\$197,147	\$194,983	\$176,757	\$176,757	\$(20,390)
Other Charges	\$(7,600)	\$(488,237)	\$(277,474)	\$(872,756)	\$(872,756)	\$(384,519)
Subtotal	\$2,660,960	\$3,123,779	\$2,922,408	\$3,164,370	\$3,006,786	\$(116,993)

Source of Funds

Revenues	Prior Year 2022-2023	Adopted Budget 2023-2024	CY Estimate 2023-2024	Requested Budget 2024-2025	Recommended Budget 2024-2025	Recommended Change from Adopted
Charges for Services	\$131,039	\$303,725	\$131,038	\$233,169	\$233,169	\$(70,556)
Miscellaneous Revenues	\$20	—	—	—	—	—
Subtotal	\$131,059	\$303,725	\$131,038	\$233,169	\$233,169	\$(70,556)
General Fund Contributions	\$2,529,901	\$2,820,054	\$2,791,370	\$2,931,201	\$2,773,617	\$(46,437)
Total Source of Funds	\$2,660,960	\$3,123,779	\$2,922,408	\$3,164,370	\$3,006,786	\$(116,993)

Unit Description

The Disbursements Division is responsible for Accounts Payable, Payroll and Property Tax and provides service to independent special districts.

The Accounts Payable section audits and prepares vendor payments, credit card payments and required Internal Revenue Service (IRS) and California State Franchise Tax Board report information.

The Payroll section prepares bi-weekly checks, calculates benefit and year-end tax information, reviews and processes employee reimbursement claim payments, and reconciles payroll functions. The Payroll section also calculates and reports required payroll taxes, CalPERS payments, employee benefit payments as well as annual IRS and Franchise Tax Board reports. Garnishments, liens, and levies are also processed.

The Property Tax Section is responsible for calculating property taxes and processing property tax refunds, maintaining the property tax rolls and tax allocation systems, and allocating and accounting for property tax apportionments. This section publishes the Monterey County Tax Rates book each year based on additional information provided by the County Assessor and from direct taxing entities (cities, special districts, fire districts, school districts, etc.). After property taxes are collected, this section accounts for and apportions (distributes) property taxes to the appropriate taxing entities. No property tax funds may be disbursed without the approval of the Auditor-Controller's Office.

As a result of the dissolution of redevelopment agencies in the State, the Auditor-Controller's Office has been given a variety of additional responsibilities. The Auditor-Controller administers the Redevelopment Property Tax Trust Fund for the benefit of the holders of the former redevelopment agency enforceable obligations and taxing entities that receive pass-through payments and distributions of property taxes pursuant to legislation.

Recommended FY 2024-25 Positions

Classification Code	Classification Label	FTE
20B21	ACCOUNTANT AUDITOR II	2.00
20B22	ACCOUNTANT AUDITOR III	4.00
20B24	AUDITOR-CONTROLLER ANALYST I	3.00
20B25	AUDITOR-CONTROLLER ANALYST II	1.00
20B97	CHIEF DEPUTY AUDITOR-CONTROLLER	1.00

Recommended FY 2024-25 Positions

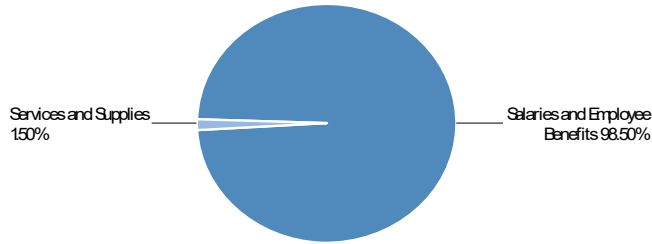
Classification Code	Classification Label	FTE
80J30	ACCOUNTING TECHNICIAN	4.00
80J96	PAYROLL TECHNICIAN-CONFIDENTIAL	6.00
80J97	SENIOR PAYROLL TECHNICIAN - CONFIDENTIAL	2.00
80J98	SUPERVISING PAYROLL COORDINATOR-CONFIDENTIAL	1.00
Total		24.00

Auditor-Controller

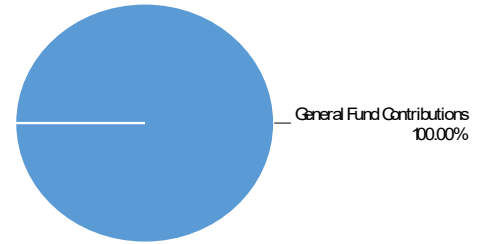
Systems Management

(Budget Unit 8373—Fund 001—Appropriation Unit AUD001)

Use of Funds



Source of Funds



Use of Funds

Expenditures	Prior Year 2022-2023	Adopted Budget 2023-2024	CY Estimate 2023-2024	Requested Budget 2024-2025	Recommended Budget 2024-2025	Recommended Change from Adopted
Salaries and Employee Benefits	\$982,226	\$1,808,931	\$1,337,854	\$1,806,439	\$1,792,098	\$(16,833)
Services and Supplies	\$18,803	\$27,086	\$27,799	\$27,289	\$27,289	\$203
Other Charges	\$(33,476)	\$(577,755)	\$(360,749)	\$(845,381)	\$(845,381)	\$(267,626)
Subtotal	\$967,553	\$1,258,262	\$1,004,904	\$988,347	\$974,006	\$(284,256)

Source of Funds

Revenues	Prior Year 2022-2023	Adopted Budget 2023-2024	CY Estimate 2023-2024	Requested Budget 2024-2025	Recommended Budget 2024-2025	Recommended Change from Adopted
General Fund Contributions	\$967,553	\$1,258,262	\$1,004,904	\$988,347	\$974,006	\$(284,256)
Total Source of Funds	\$967,553	\$1,258,262	\$1,004,904	\$988,347	\$974,006	\$(284,256)

Unit Description

The Office of the Auditor-Controller maintains the official financial system of record of the County and is responsible for the business computer systems that support the accumulation and reporting of these official records. These systems include Megabyte Property Tax system, SymPro Debt, and the Enterprise Resource Planning (ERP) system, namely CGI Advantage, to include the following modules: Performance Budget, Advantage Financial, Advantage HRM, Vendor Self Service, Employee Self Service, InfoAdvantage reporting.

Systems Management provides procurement, development, implementation and production support for countywide and

department-administered systems in collaboration with the Information Technology Department, other agencies and vendors. Systems Management is staffed by ERP Business Analysts who provide countywide end user business solutions, assure business requirements are met and operations are effective and efficient.

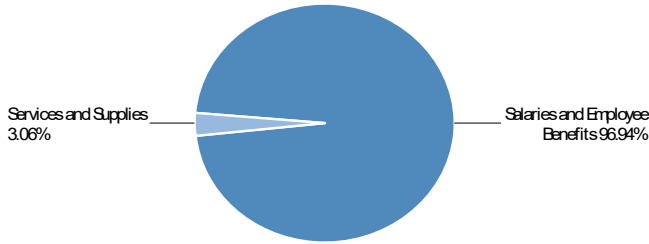
Recommended FY 2024-25 Positions

Classification Code	Classification Label	FTE
14P32	ERP BUSINESS ANALYST	8.00
16F41	DEPARTMENTAL INFORMATION SYSTEMS MANAGER II	1.00
Total		9.00

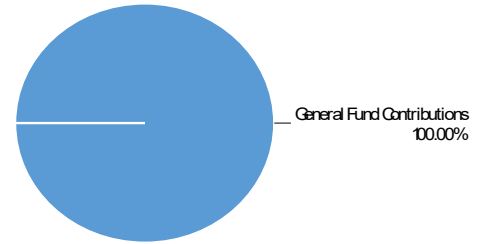
General Accounting

(Budget Unit 8374—Fund 001—Appropriation Unit AUD001)

Use of Funds



Source of Funds



Use of Funds

Expenditures	Prior Year 2022-2023	Adopted Budget 2023-2024	CY Estimate 2023-2024	Requested Budget 2024-2025	Recommended Budget 2024-2025	Recommended Change from Adopted
Salaries and Employee Benefits	\$1,673,479	\$3,033,691	\$2,433,542	\$3,364,126	\$3,338,991	\$305,300
Services and Supplies	\$123,259	\$95,766	\$120,484	\$105,447	\$105,447	\$9,681
Other Charges	\$(23,821)	\$(1,178,925)	\$(484,436)	\$(1,290,236)	\$(1,290,236)	\$(111,311)
Subtotal	\$1,772,918	\$1,950,532	\$2,069,590	\$2,179,337	\$2,154,202	\$203,670

Source of Funds

Revenues	Prior Year 2022-2023	Adopted Budget 2023-2024	CY Estimate 2023-2024	Requested Budget 2024-2025	Recommended Budget 2024-2025	Recommended Change from Adopted
General Fund Contributions	\$1,772,918	\$1,950,532	\$2,069,590	\$2,179,337	\$2,154,202	\$203,670
Total Source of Funds	\$1,772,918	\$1,950,532	\$2,069,590	\$2,179,337	\$2,154,202	\$203,670

Unit Description

General Accounting maintains the County’s official system of record, produces, approves and enforces accounting policies, procedures and processes, ensures financial reporting in accordance with Generally Accepted Accounting Principles (GAAP), and ensures County policies and State and federal guidelines are followed. The Unit also prepares the Adopted Budget Book, enforces budgetary controls, and reconciles fixed asset activity to County inventory. General Accounting is responsible for the preparation of the Annual Comprehensive Financial Report (ACFR) and compilation of program data for the Single Audit Report in accordance with Uniform Guidance. The Unit prepares the Countywide Cost Allocation Plan (COWCAP) in accordance with Office of Management and Budget (OMB) 2 CFR Part 200, which is used to claim reimbursement of indirect costs from the federal and State governments. This Unit is also responsible for continuing debt disclosure filings for the County as well as making the debt payments for the County and school districts. In addition, the Unit calculates GANN Limit for the County and Board of Supervisors governed special districts, prepares the

State Controller Financial Transactions Reports, monitors countywide external checking accounts, coordinates Countywide Senate Bill (SB) 90 claiming activities, performs public safety accounting and reporting for Proposition 172, performs Realignment Sales Tax accounting, and monitors the County’s franchise fee collection.

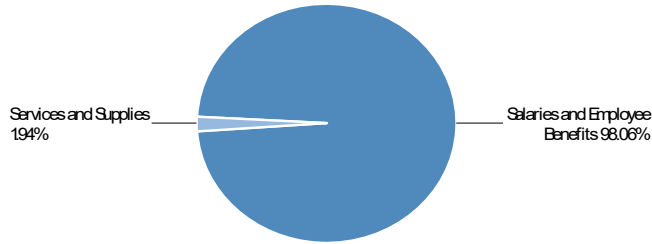
Recommended FY 2024-25 Positions

Classification Code	Classification Label	FTE
20B22	ACCOUNTANT AUDITOR III	5.00
20B24	AUDITOR-CONTROLLER ANALYST I	5.00
20B25	AUDITOR-CONTROLLER ANALYST II	4.00
20B97	CHIEF DEPUTY AUDITOR-CONTROLLER	2.00
80J30	ACCOUNTING TECHNICIAN	1.00
Total		17.00

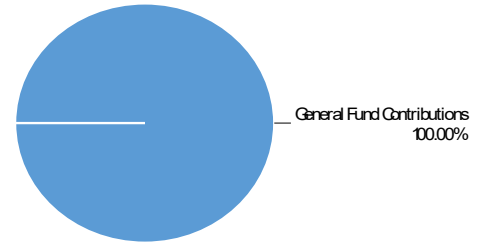
Internal Audit

(Budget Unit 8375—Fund 001—Appropriation Unit AUD001)

Use of Funds



Source of Funds



Use of Funds

Expenditures	Prior Year 2022-2023	Adopted Budget 2023-2024	CY Estimate 2023-2024	Requested Budget 2024-2025	Recommended Budget 2024-2025	Recommended Change from Adopted
Salaries and Employee Benefits	\$302,974	\$392,669	\$367,467	\$686,495	\$557,186	\$164,517
Services and Supplies	\$3,192	\$8,260	\$8,511	\$11,016	\$11,016	\$2,756
Subtotal	\$306,165	\$400,929	\$375,978	\$697,511	\$568,202	\$167,273

Source of Funds

Revenues	Prior Year 2022-2023	Adopted Budget 2023-2024	CY Estimate 2023-2024	Requested Budget 2024-2025	Recommended Budget 2024-2025	Recommended Change from Adopted
General Fund Contributions	\$306,165	\$400,929	\$375,978	\$697,511	\$568,202	\$167,273
Total Source of Funds	\$306,165	\$400,929	\$375,978	\$697,511	\$568,202	\$167,273

Unit Description

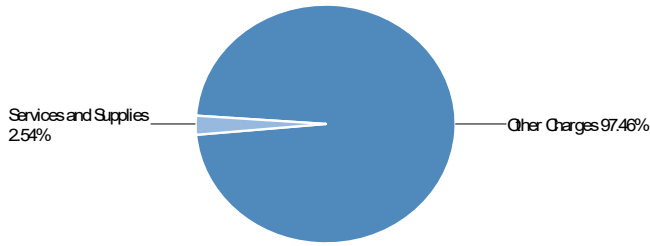
The Internal Audit Unit promotes efficiency and effectiveness by developing and executing audit programs designed to examine, verify, and analyze financial records, operating procedures, and systems of internal control for County departments, special districts, and other agencies. Audit reports presented to management include unbiased, objective analyses, appraisals, comments, and recommendations pertaining to departmental achievement of stated objectives and effectiveness of existing internal controls.

Recommended FY 2024-25 Positions

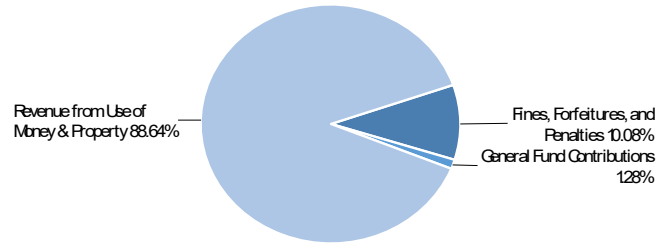
Classification Code	Classification Label	FTE
20B31	INTERNAL AUDITOR II	1.00
20B32	INTERNAL AUDITOR III	1.00
20B97	CHIEF DEPUTY AUDITOR-CONTROLLER	1.00
Total		3.00

Auditor-Controller Non-Departmental

Use of Funds



Source of Funds



Use of Funds

Expenditures	Prior Year 2022-2023	Adopted Budget 2023-2024	CY Estimate 2023-2024	Requested Budget 2024-2025	Recommended Budget 2024-2025	Recommended Change from Adopted
Services and Supplies	\$132,338	\$341,570	\$497,173	\$378,081	\$378,081	\$36,511
Other Charges	\$15,951,646	\$15,355,335	\$15,198,660	\$14,501,876	\$14,501,876	\$(853,459)
Subtotal	\$16,083,984	\$15,696,905	\$15,695,833	\$14,879,957	\$14,879,957	\$(816,948)

Source of Funds

Revenues	Prior Year 2022-2023	Adopted Budget 2023-2024	CY Estimate 2023-2024	Requested Budget 2024-2025	Recommended Budget 2024-2025	Recommended Change from Adopted
Fines, Forfeitures, and Penalties	—	\$1,500,000	\$1,500,000	\$1,500,000	\$1,500,000	—
Revenue from Use of Money & Property	\$6,493,835	\$13,980,525	\$13,980,525	\$13,189,294	\$13,189,294	\$(791,231)
Other Financing Sources	\$9,478,847	—	—	—	—	—
Subtotal	\$15,972,681	\$15,480,525	\$15,480,525	\$14,689,294	\$14,689,294	\$(791,231)
Fund Balance	\$(6,517)	—	—	—	—	—
General Fund Contributions	\$117,819	\$216,380	\$215,308	\$190,663	\$190,663	\$(25,717)
Total Source of Funds	\$16,083,984	\$15,696,905	\$15,695,833	\$14,879,957	\$14,879,957	\$(816,948)

Division Description

The Office of the Auditor-Controller non-departmental operations includes two units: Public Improvement Corporation Debt Service and Annual Audits.

Summary of Recommendation

The Recommended Budget for the Auditor-Controller non-departmental operations is \$14,879,957, a decrease of \$816,948 over FY 2023-24 mainly due to lower bond related expenditures.

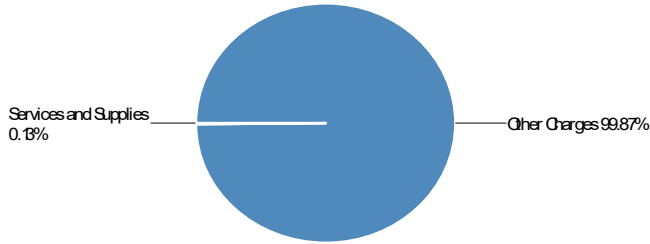
Appropriation Expenditure Detail

	Prior Year 2022-2023	Adopted Budget 2023-2024	CY Estimate 2023-2024	Requested Budget 2024-2025	Recommended Budget 2024-2025	Recommended Change from Adopted	Fund Code	Budget Unit Code
PIC Debt Service (AUD005)	15,966,165	15,480,525	15,480,525	14,689,294	14,689,294	(791,231)	251	8007
Annual Audits (AUD002)	117,819	216,380	215,308	190,663	190,663	(25,717)	001	8010
Enterprise Resource Planning (AUD006)	0	0	0	0	0	0	001	8479
Subtotal	16,083,984	15,696,905	15,695,833	14,879,957	14,879,957	(816,948)		

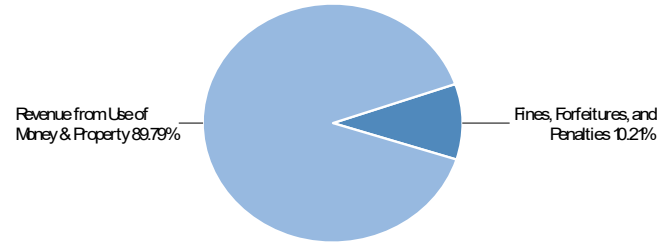
PIC Debt Service

(Budget Unit 8007—Fund 251—Appropriation Unit AUD005)

Use of Funds



Source of Funds



Use of Funds

Expenditures	Prior Year 2022-2023	Adopted Budget 2023-2024	CY Estimate 2023-2024	Requested Budget 2024-2025	Recommended Budget 2024-2025	Recommended Change from Adopted
Services and Supplies	\$6,640	\$19,000	\$19,000	\$19,000	\$19,000	—
Other Charges	\$15,959,525	\$15,461,525	\$15,461,525	\$14,670,294	\$14,670,294	\$(791,231)
Subtotal	\$15,966,165	\$15,480,525	\$15,480,525	\$14,689,294	\$14,689,294	\$(791,231)

Source of Funds

Revenues	Prior Year 2022-2023	Adopted Budget 2023-2024	CY Estimate 2023-2024	Requested Budget 2024-2025	Recommended Budget 2024-2025	Recommended Change from Adopted
Fines, Forfeitures, and Penalties	—	\$1,500,000	\$1,500,000	\$1,500,000	\$1,500,000	—
Revenue from Use of Money & Property	\$6,493,835	\$13,980,525	\$13,980,525	\$13,189,294	\$13,189,294	\$(791,231)
Other Financing Sources	\$9,478,847	—	—	—	—	—
Subtotal	\$15,972,681	\$15,480,525	\$15,480,525	\$14,689,294	\$14,689,294	\$(791,231)
Fund Balance	\$(6,517)	—	—	—	—	—
General Fund Contributions	\$0	—	—	—	—	—
Total Source of Funds	\$15,966,165	\$15,480,525	\$15,480,525	\$14,689,294	\$14,689,294	\$(791,231)

Unit Description

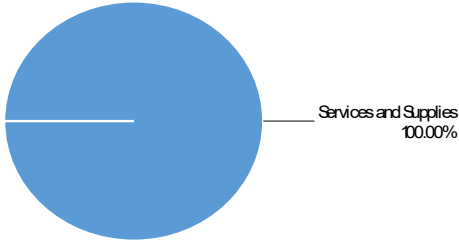
The Public Improvement Corporation (PIC) Debt Service funds debt payments and related expenses for Certificates of Participation (COPs) issued by the PIC. COPs are long-term financial

commitments whereby the County transfers title of a particular property to the PIC. The PIC then leases the facility back to the County and sells participation in the lease revenue stream to investors in the form of bonds.

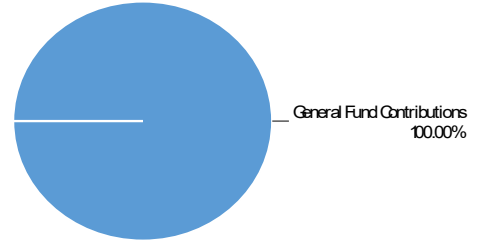
Annual Audits

(Budget Unit 8010—Fund 001—Appropriation Unit AUD002)

Use of Funds



Source of Funds



Use of Funds

Expenditures	Prior Year 2022-2023	Adopted Budget 2023-2024	CY Estimate 2023-2024	Requested Budget 2024-2025	Recommended Budget 2024-2025	Recommended Change from Adopted
Services and Supplies	\$125,698	\$322,570	\$478,173	\$359,081	\$359,081	\$36,511
Other Charges	\$(7,879)	\$(106,190)	\$(262,865)	\$(168,418)	\$(168,418)	\$(62,228)
Subtotal	\$117,819	\$216,380	\$215,308	\$190,663	\$190,663	\$(25,717)

Source of Funds

Revenues	Prior Year 2022-2023	Adopted Budget 2023-2024	CY Estimate 2023-2024	Requested Budget 2024-2025	Recommended Budget 2024-2025	Recommended Change from Adopted
General Fund Contributions	\$117,819	\$216,380	\$215,308	\$190,663	\$190,663	\$(25,717)
Total Source of Funds	\$117,819	\$216,380	\$215,308	\$190,663	\$190,663	\$(25,717)

Unit Description

Annual Audits includes funding for the Sales and Use Tax audit, SB 90 State Mandate claiming services, and contracted audits required by the Auditor-Controller. The Sales and Use Tax audit identifies and recovers sales and use tax allocation errors, helps maximize tax

revenues from specific projects and business situations, and provides ongoing data, analyses, and staff expertise to support fiscal planning and economic development. State law (SB 90) provides for reimbursement of costs incurred by local agencies for various State-mandated services.

Treasurer-Tax Collector

Departmental Overview:

The Treasurer-Tax Collector serves the residents of Monterey County and public agencies by protecting the public trust through the delivery of valuable professional and innovative services in the collection of property taxes, other County taxes, fines and fees, and through the implementation and oversight of banking and investment services.

Programs and Functions:

California Government Code Section 27000 directs the Treasurer-Tax Collector, who is elected at large by the voters of Monterey County and serves as a department head within the County organization. The Department of the Treasurer-Tax Collector includes 49 staff members dedicated to performing the duties of the three divisional units: Property Tax, Revenue Division, and Treasury.

Property Tax - Administration and enforcement of State law and County Code providing for collection of all property taxes on behalf of the County, all school districts, cities, special districts, community service districts and libraries throughout Monterey County. The Property Tax Division also collects transient occupancy taxes (TOT) and commercial cannabis business taxes from related businesses in unincorporated areas of the County and administers the County's Business License Ordinance, including requirements for the issuance, annual review, and renewal of business licenses for unincorporated area permitted cannabis operations. These activities historically provide the County's largest sources of annual discretionary revenues, supporting the ability to achieve a balanced budget that sustains core services and efficiently allocates resources to address local priorities and Board established strategic initiatives.

Revenue Division - Performs billing and collection services of court-ordered fines and fees for the Probation Department and through an agreement with the local Superior Court of California, which provides for the Division to recover its costs from a portion of funds collected.

Treasury - Safeguards and prudently invests all deposits for the County, all school districts, and numerous special districts in Monterey County. Treasury responsibility includes oversight and management of a pooled portfolio that provides for the safety and liquidity of all cash assets.

Department's Contributions to Monterey County's Strategic Initiatives:

ADMINISTRATION

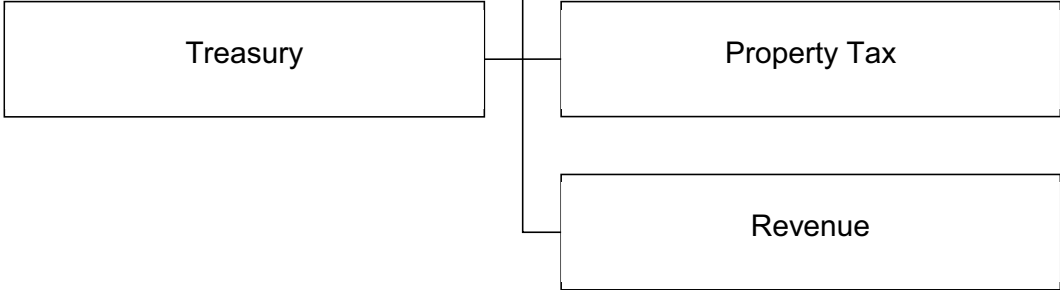
The Treasurer-Tax Collector is committed to efficient and effective resource management and is recognized for responsiveness, strong customer service orientation, accountability, and transparency. The departmental culture includes a broad focus on continual evaluation of operational functions to improve efficiency and effectiveness of County services, deliver excellent customer service, increase general fund revenue, and minimize the cost of collections.



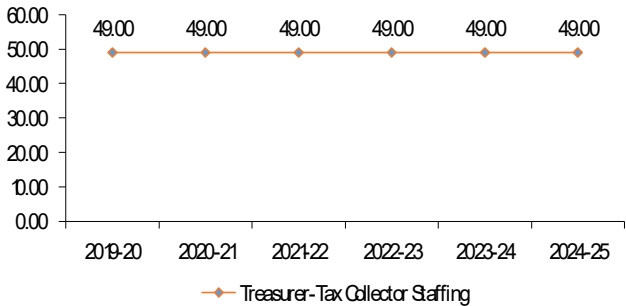
Treasurer-Tax Collector

Operating Budget: \$9,257,494
Positions (FTEs): 49.00

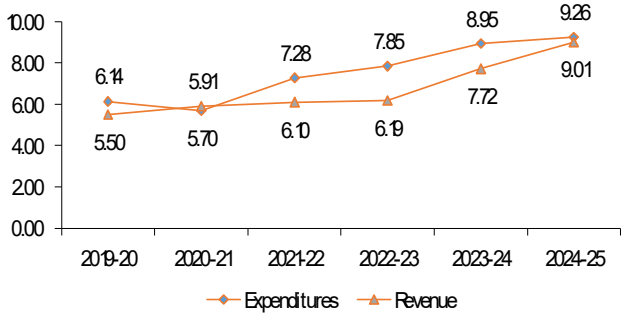
Mary Zeeb
Treasurer-Tax Collector



Staffing Trends



Expenditure/Revenue History (in millions)

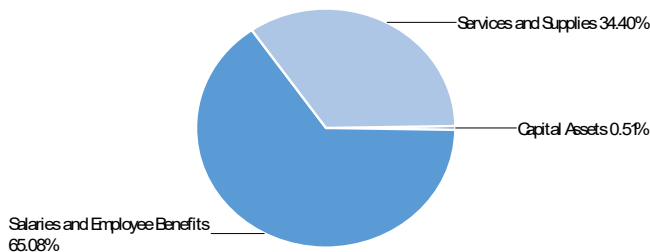


Performance Measures

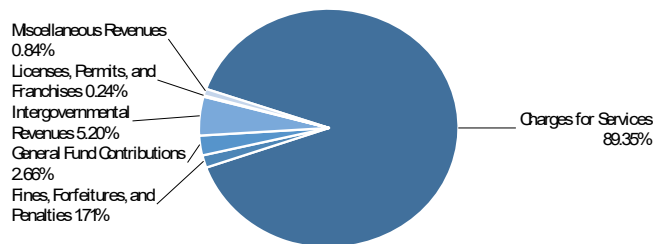
The Department tracks key performance measures to monitor the success and effectiveness of departmental activities and professional services relevant to Treasury banking and investment services, the collection of property and transient occupancy (TOT) taxes by the Tax Division, and customer service ratings related to Court ordered fines, fees, and restitution collected through the collections program.

Key Performance Measures	2021-22 Actual	2022-23 Actual	2023-24 Mid-Year
Treasury - Percentage of invested portfolio maintaining a weighted average maturity (WAM) of two years or less. Target = 100%	100%	100%	100%
Tax - Percentage of property taxes collected ñ SECURED. Target (annual) = 97%	98.90%	99.00%	57.00%
Tax - Percentage of property taxes collected ñ UNSECURED. Target = 96%	97.40%	97.50%	97.20%
Revenue - Percentage of customers who rate services received as excellent. Target = 90%	99.50%	99.60%	99.70%

Use of Funds



Source of Funds



Use of Funds

Expenditures	Prior Year 2022-2023	Adopted Budget 2023-2024	CY Estimate 2023-2024	Requested Budget 2024-2025	Recommended Budget 2024-2025	Recommended Change from Adopted
Salaries and Employee Benefits	\$5,683,478	\$7,125,866	\$6,462,467	\$7,818,921	\$7,743,201	\$617,335
Services and Supplies	\$3,069,678	\$3,936,957	\$3,473,819	\$4,092,983	\$4,092,983	\$156,026
Other Charges	\$(902,171)	\$(1,133,878)	\$(1,120,338)	\$(2,639,690)	\$(2,639,690)	\$(1,505,812)
Capital Assets	\$3,028	\$130,000	\$130,000	\$61,000	\$61,000	\$(69,000)
Subtotal	\$7,854,014	\$10,058,945	\$8,945,948	\$9,333,214	\$9,257,494	\$(801,451)

Source of Funds

Revenues	Prior Year 2022-2023	Adopted Budget 2023-2024	CY Estimate 2023-2024	Requested Budget 2024-2025	Recommended Budget 2024-2025	Recommended Change from Adopted
Taxes	\$100	—	—	—	—	—
Licenses, Permits, and Franchises	\$18,610	\$8,150	\$19,887	\$22,330	\$22,330	\$14,180
Fines, Forfeitures, and Penalties	\$168,493	\$147,740	\$153,300	\$158,380	\$158,380	\$10,640
Intergovernmental Revenues	\$909,416	\$175,400	\$699,475	\$481,717	\$481,717	\$306,317
Charges for Services	\$5,004,611	\$7,737,008	\$6,774,163	\$8,271,779	\$8,271,779	\$534,771
Miscellaneous Revenues	\$93,227	\$76,638	\$71,309	\$77,443	\$77,443	\$805
Subtotal	\$6,194,456	\$8,144,936	\$7,718,134	\$9,011,649	\$9,011,649	\$866,713
General Fund Contributions	\$1,659,558	\$1,914,009	\$1,227,814	\$321,565	\$245,845	\$(1,668,164)
Total Source of Funds	\$7,854,014	\$10,058,945	\$8,945,948	\$9,333,214	\$9,257,494	\$(801,451)

Summary of Recommendation

The Recommended Budget for the Treasurer-Tax Collector (TTC) is \$9,257,494 in appropriations with total expenditures of \$11,836,184, financed by estimated revenues of \$9,011,649, \$1,746,577 cost plan credits, \$893,113 in intrafund reimbursements, and a general fund contribution (GFC) of \$245,845. Expenditures reflect an increase of \$773,361 primarily due to negotiated salaries, Public Employees Retirement System (PERS) contributions, healthcare benefits, workers' compensation, earned annual step increases, and banking and investment services as TTC continues to experience a growth in assets; offset by cost plan credits. Revenue is projected to increase by \$866,713 primarily from increased cost recovery service charges for the Revenue Division and Treasury.

Due to the County Cannabis Program's annual reductions in revenue, the TTC's Recommended Budget reflects a lower level of service reducing time spent on the program from 66% to 55% for all three cannabis program employees. The TTC has chosen to reduce the level of service rather than request cannabis program funds through an augmentation.

Budget Impacts

The TTC's recommended budget prioritizes retention of current staffing and maintaining existing levels of service. The TTC has renegotiated several contracts to reduce costs for services and supplies where possible to fund non-discretionary increases for salaries and benefits and internal service charges within allocated levels of available GFC and estimated revenues. Reductions to services and supplies expenditures particularly impact the Property Tax Division, which is funded almost entirely by the Department's allocation of GFC. Assembly Bills 177 and 199 continue to decrease revenues of the Revenue Division. Potential backfill of funds from the State Controller's Office is estimated but will not make up the total loss. Funding has been included for a Revenue Division case management system upgrade to modernize collection processes and to deploy hardware for credit card processing for customers at the counter. The Revenue Division and the majority of Treasury costs are funded through cost recovery for services provided. The TTC carefully monitors actual expenditures throughout the course of the fiscal year to minimize increased cost impacts to other public agencies that rely on TTC services, including the local Superior Court

and Treasury portfolio participants. The TTC's budget, as submitted, has no flexibility to fund new workloads, programs, or unanticipated events without additional general fund contributions.

Prior Year Accomplishments

Enhanced employee engagement through staff job shadowing sessions, team building events, and special celebration and recognition events.

Engaged staff in emergency preparedness through practical cross-training.

Completed backup hardware upgrades and expanded use of SharePoint and OneDrive to create secure seamless experiences for staff and customers.

Redesigned much of the department's external website to increase traffic, engagement, and accessibility while improving the overall customer experience.

Spearheaded implementation and deployment of the County chatbot initiative, Bixby, on the Treasurer-Tax Collector website to increase website efficiency and customer access to information.

Conducted annual safety training for all staff on appropriate responses to various emergency scenarios.

Assisted in emergency response to Monterey County storms by deploying staff as Disaster Service Workers to shelters to service impacted residents.

Completed the annual discharge of accountability project to eliminate 7,191 uncollectable Superior Court accounts with an approximate balance of \$1.3 million.

Programmed technical specifications in the Revenue Divisions' case management system to vacate Emergency Medical Air Transportation fees as required per California Government Code 76000.10(f).

Onboarded a new third-party collection agency to assist in the collection of court-ordered debt.

Expanded the Revenue Division's interagency intercept Program (Capitalize Interagency Intercept) to include delinquent Property Tax accounts.

Preserved the safety of all invested assets while maintaining adequate liquidity for expenditures.

Upgraded the investment software application for more secure and efficient access by staff.

Implemented remote deposit sites for payment processing.

Reviewed processes for opportunities to streamline operations and created best practices.

Deployed an online payment portal for County Libraries.

Completed FY 2021-22 and FY 2022-23 commercial cannabis business tax payment plans for cultivation and implemented a three-year payment plan for remaining FY 2021-22 unpaid balances.

Expanded the service of a third-party lockbox solution to include secured property tax payments and collections during office closures, which improved efficiencies in the collection of property taxes.

Budget Year Goals

Enhance employee engagement through regular departmental activities, such as one-on-one individual development meetings, staff job shadowing sessions, recurring teambuilding efforts, special recognition events, and departmentwide celebrations.

Engage staff in emergency preparedness, including regular cross-training, to ensure uninterrupted support of critical functions and reinforce internal commitments and requirements for Continuity of Operations Plan (COOP).

Maximize the use of SharePoint and enhance central documentation to increase efficiency and standardization in staff processes and ensure seamless and accurate service for customers.

Bridge community connections through increased use of County social media channels.

Conduct annual safety training for all staff on appropriate responses to various emergency scenarios.

Refine procedures and documentation in response to changes in legislation or court directives that impact internal operations and collection opportunities.

Implement new collection-related training for staff to improve collection and customer service efforts.

Update content and resources on the Revenue Division website to enhance user experience.

Upgrade the Revenue Division case management system to enable electronic funds transfer (EFT) recurring payment options, increase ease of use by staff, and add automations to streamline internal processes.

Deploy an in-person payment card option for Revenue and Tax Divisions.

Preserve the safety of all invested assets while maintaining adequate liquidity for expenditures.

Leverage additional technology to increase operational efficiencies, including the new County ERP solution and additional remote deposit sites.

Deploy additional online and in-person payment avenues throughout County departments.

Continue outreach to the community to create awareness of transient occupancy tax and reporting requirements in coordination with rental compliance monitoring.

Implement procedures in response to changes in legislation that impact internal operations for property and commercial cannabis tax collections.

Leverage a third-party print vendor to process delinquent reminder notices for unpaid property taxes to improve efficiencies in mailing and notice processes and reduce postage costs.

Pending Issues

There are no pending issues.

Policy Considerations

There are no policy considerations.

Appropriation Expenditure Detail

	Prior Year 2022-2023	Adopted Budget 2023-2024	CY Estimate 2023-2024	Requested Budget 2024-2025	Recommended Budget 2024-2025	Recommended Change from Adopted	Fund Code	Budget Unit Code
Property Tax (TRE001)	\$2,704,415	\$3,290,717	\$3,243,131	\$3,793,984	\$3,756,799	\$466,082	001	8263
Revenue (TRE001)	\$3,390,505	\$4,836,415	\$3,987,312	\$5,209,445	\$5,177,735	\$341,320	001	8264
Treasury (TRE001)	\$1,759,094	\$1,931,813	\$1,715,505	\$329,785	\$322,960	\$(1,608,853)	001	8266
Subtotal	\$7,854,014	\$10,058,945	\$8,945,948	\$9,333,214	\$9,257,494	\$(801,451)		

Budget Units

	Prior Year 2022-2023	Adopted Budget 2023-2024	CY Estimate 2023-2024	Requested Budget 2024-2025	Recommended Budget 2024-2025	Recommended Change from Adopted
Property Tax	\$2,704,415	\$3,290,717	\$3,243,131	\$3,793,984	\$3,756,799	\$466,082
Revenue	\$3,390,505	\$4,836,415	\$3,987,312	\$5,209,445	\$5,177,735	\$341,320
Treasury	\$1,759,094	\$1,931,813	\$1,715,505	\$329,785	\$322,960	\$(1,608,853)
Subtotal	\$7,854,014	\$10,058,945	\$8,945,948	\$9,333,214	\$9,257,494	\$(801,451)

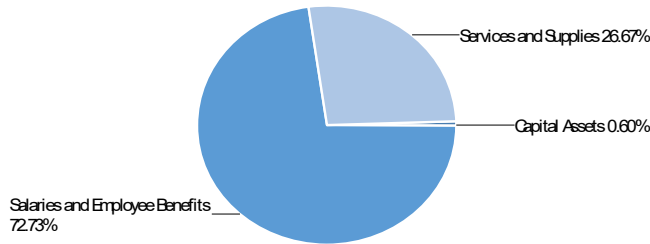
Adopted FY 2023-24 to Recommended FY 2024-25 Positions

Classification Code	Classification Label	Adopted Budget 2022-2023	Adopted Budget 2023-2024	Recommended Budget 2024-2025	Change
10B06	TREASURER-TAX COLLECTOR	1.00	1.00	1.00	0.00
12A24	ASSISTANT TREASURER-TAX COLLECTOR	1.00	1.00	1.00	0.00
14C31	MANAGEMENT ANALYST III	3.00	3.00	3.00	0.00
14C45	TREASURY MANAGER	0.00	0.00	0.00	0.00
14C47	CHIEF DEPUTY TREASURER-TAX COLLECTOR	3.00	3.00	3.00	0.00
14C70	ADMINISTRATIVE SERVICES ASSISTANT	1.00	1.00	1.00	0.00
14C71	ADMINISTRATIVE SERVICES OFFICER	1.00	1.00	1.00	0.00
16C88	BUSINESS TECHNOLOGY ANALYST III	1.00	1.00	1.00	0.00
20B10	ACCOUNTANT I	1.00	1.00	1.00	0.00
20B11	ACCOUNTANT II	2.00	2.00	2.00	0.00
20B12	ACCOUNTANT III	2.00	2.00	2.00	0.00
20B41	TREASURY OFFICER II	3.00	3.00	3.00	0.00
20B93	FINANCE MANAGER II	1.00	1.00	1.00	0.00
20B95	FINANCE MANAGER I	1.00	1.00	1.00	0.00
20B96	FINANCE SYSTEMS MANAGER	1.00	1.00	1.00	0.00
25A32	REVENUE OFFICER II	9.00	9.00	9.00	0.00
25A33	SUPERVISING REVENUE OFFICER	1.00	1.00	0.00	(1.00)
43J09	SENIOR DEPARTMENTAL INFORMATION SYSTEMS COORDINATOR	0.00	0.00	1.00	1.00
80J21	ACCOUNT CLERK	9.00	9.00	0.00	(9.00)
80J22	SENIOR ACCOUNT CLERK	1.00	1.00	10.00	9.00
80J30	ACCOUNTING TECHNICIAN	7.00	7.00	7.00	0.00
	Total	49.00	49.00	49.00	0.00

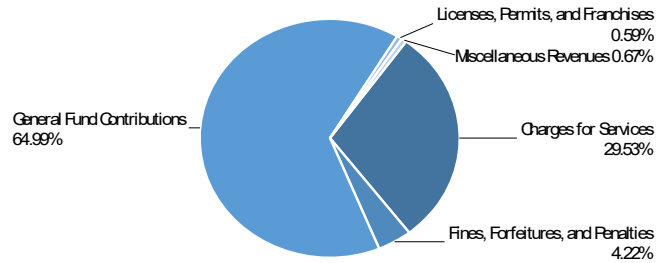
Property Tax

(Budget Unit 8263—Fund 001—Appropriation Unit TRE001)

Use of Funds



Source of Funds



Use of Funds

Expenditures	Prior Year 2022-2023	Adopted Budget 2023-2024	CY Estimate 2023-2024	Requested Budget 2024-2025	Recommended Budget 2024-2025	Recommended Change from Adopted
Salaries and Employee Benefits	\$2,780,880	\$3,061,889	\$2,913,542	\$3,286,573	\$3,249,388	\$187,499
Services and Supplies	\$695,175	\$985,774	\$1,008,841	\$1,191,375	\$1,191,375	\$205,601
Other Charges	\$(772,879)	\$(800,280)	\$(722,586)	\$(710,964)	\$(710,964)	\$89,316
Capital Assets	\$1,239	\$43,334	\$43,334	\$27,000	\$27,000	\$(16,334)
Subtotal	\$2,704,415	\$3,290,717	\$3,243,131	\$3,793,984	\$3,756,799	\$466,082

Source of Funds

Revenues	Prior Year 2022-2023	Adopted Budget 2023-2024	CY Estimate 2023-2024	Requested Budget 2024-2025	Recommended Budget 2024-2025	Recommended Change from Adopted
Taxes	\$100	—	—	—	—	—
Licenses, Permits, and Franchises	\$18,610	\$8,150	\$19,887	\$22,330	\$22,330	\$14,180
Fines, Forfeitures, and Penalties	\$168,493	\$147,740	\$153,300	\$158,380	\$158,380	\$10,640
Intergovernmental Revenues	—	\$43,334	—	—	—	\$(43,334)
Charges for Services	\$1,015,595	\$1,061,350	\$1,189,842	\$1,109,396	\$1,109,396	\$48,046
Miscellaneous Revenues	\$32,717	\$26,000	\$26,000	\$25,210	\$25,210	\$(790)
Subtotal	\$1,235,514	\$1,286,574	\$1,389,029	\$1,315,316	\$1,315,316	\$28,742
General Fund Contributions	\$1,468,901	\$2,004,143	\$1,854,102	\$2,478,668	\$2,441,483	\$437,340
Total Source of Funds	\$2,704,415	\$3,290,717	\$3,243,131	\$3,793,984	\$3,756,799	\$466,082

Unit Description

The Property Tax Division oversees the billing, collection, reporting and accounting of all real and taxable personal property in Monterey County. The Division is responsible for administration and enforcement of the County's Transient Occupancy Tax (TOT) and Commercial Cannabis Business Tax Ordinances, including billing and collection of taxes from all related operators in unincorporated areas

of the County. Tax functions provide for collection of the largest portions of the County's General Fund general purpose (discretionary) revenue. The Property Tax Division also administers and enforces the County's Business License Ordinance. The Ordinance currently requires initial issuance, annual review, and renewal of Business Licenses for all cannabis operations permitted in unincorporated areas of the County.

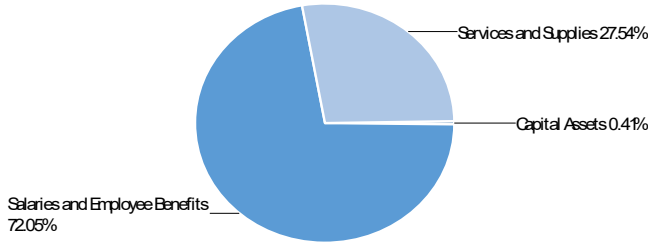
Recommended FY 2024-25 Positions		
Classification Code	Classification Label	FTE
10B06	TREASURER-TAX COLLECTOR	1.00
12A24	ASSISTANT TREASURER-TAX COLLECTOR	1.00
14C31	MANAGEMENT ANALYST III	2.00
14C47	CHIEF DEPUTY TREASURER-TAX COLLECTOR	1.00
14C71	ADMINISTRATIVE SERVICES OFFICER	1.00
20B10	ACCOUNTANT I	1.00

Recommended FY 2024-25 Positions		
Classification Code	Classification Label	FTE
20B11	ACCOUNTANT II	1.00
20B12	ACCOUNTANT III	1.00
20B95	FINANCE MANAGER I	1.00
20B96	FINANCE SYSTEMS MANAGER	1.00
80J22	SENIOR ACCOUNT CLERK	3.00
80J30	ACCOUNTING TECHNICIAN	4.00
Total		18.00

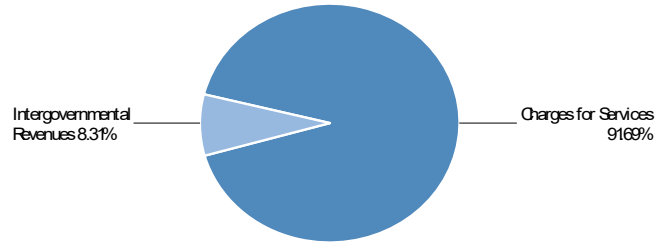
Revenue

(Budget Unit 8264—Fund 001—Appropriation Unit TRE001)

Use of Funds



Source of Funds



Use of Funds

Expenditures	Prior Year 2022-2023	Adopted Budget 2023-2024	CY Estimate 2023-2024	Requested Budget 2024-2025	Recommended Budget 2024-2025	Recommended Change from Adopted
Salaries and Employee Benefits	\$2,378,057	\$3,512,766	\$2,955,602	\$3,893,617	\$3,861,907	\$349,141
Services and Supplies	\$1,214,773	\$1,458,302	\$1,215,217	\$1,475,977	\$1,475,977	\$17,675
Other Charges	\$(203,702)	\$(177,986)	\$(226,840)	\$(182,149)	\$(182,149)	\$(4,163)
Capital Assets	\$1,376	\$43,333	\$43,333	\$22,000	\$22,000	\$(21,333)
Subtotal	\$3,390,505	\$4,836,415	\$3,987,312	\$5,209,445	\$5,177,735	\$341,320

Source of Funds

Revenues	Prior Year 2022-2023	Adopted Budget 2023-2024	CY Estimate 2023-2024	Requested Budget 2024-2025	Recommended Budget 2024-2025	Recommended Change from Adopted
Intergovernmental Revenues	\$909,416	\$88,733	\$699,475	\$481,717	\$481,717	\$392,984
Charges for Services	\$2,850,776	\$4,942,954	\$3,995,169	\$5,313,325	\$5,313,325	\$370,371
Miscellaneous Revenues	\$14,146	\$3,364	\$2,573	\$3,604	\$3,604	\$240
Subtotal	\$3,774,338	\$5,035,051	\$4,697,217	\$5,798,646	\$5,798,646	\$763,595
General Fund Contributions	\$(383,833)	\$(198,636)	\$(709,905)	\$(589,201)	\$(620,911)	\$(422,275)
Total Source of Funds	\$3,390,505	\$4,836,415	\$3,987,312	\$5,209,445	\$5,177,735	\$341,320

Unit Description

The Revenue Division provides in-house collections services for various County operating departments that may levy fines and/or charge for their services. Departments served include Probation, Public Defender, and Sheriff, as well as the Superior Court of California, County of Monterey.

The Revenue Division's primary activities include the collection of Court-ordered debt (COD) on behalf of the local Superior Court of California. This includes collection of victim restitution, current and delinquent misdemeanor and felony fines and fees, delinquent infraction penalties, and court-ordered probation fees.

The Division participates in the State of California Comprehensive Collection Program (CCP) through a Board of Supervisors approved Memorandum of Understanding (MOU) with the Superior Court to recover Treasurer-Tax Collector departmental expenses incurred in the collection and distribution of court-ordered debt.

Recommended FY 2024-25 Positions

Classification Code	Classification Label	FTE
14C31	MANAGEMENT ANALYST III	1.00
14C47	CHIEF DEPUTY TREASURER-TAX COLLECTOR	1.00
14C70	ADMINISTRATIVE SERVICES ASSISTANT	1.00
16C88	BUSINESS TECHNOLOGY ANALYST III	1.00
20B11	ACCOUNTANT II	1.00
20B12	ACCOUNTANT III	1.00
20B93	FINANCE MANAGER II	1.00

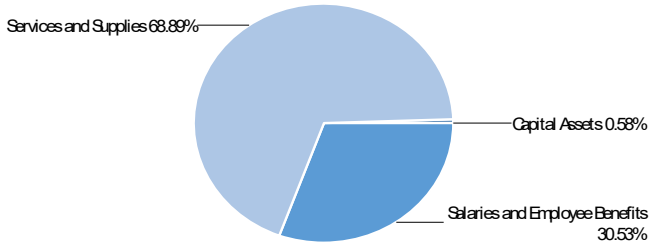
Recommended FY 2024-25 Positions

Classification Code	Classification Label	FTE
25A32	REVENUE OFFICER II	9.00
43J09	SENIOR DEPARTMENTAL INFORMATION SYSTEMS COORDINATOR	1.00
80J22	SENIOR ACCOUNT CLERK	7.00
80J30	ACCOUNTING TECHNICIAN	3.00
Total		27.00

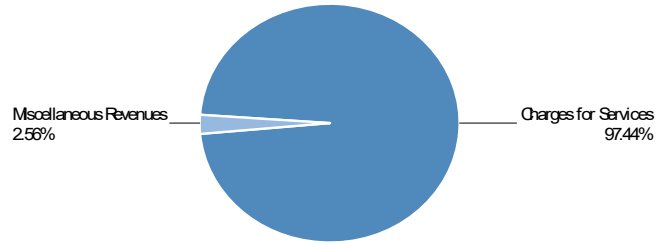
Treasury

(Budget Unit 8266—Fund 001—Appropriation Unit TRE001)

Use of Funds



Source of Funds



Use of Funds

Expenditures	Prior Year 2022-2023	Adopted Budget 2023-2024	CY Estimate 2023-2024	Requested Budget 2024-2025	Recommended Budget 2024-2025	Recommended Change from Adopted
Salaries and Employee Benefits	\$524,541	\$551,211	\$593,323	\$638,731	\$631,906	\$80,695
Services and Supplies	\$1,159,729	\$1,492,881	\$1,249,761	\$1,425,631	\$1,425,631	\$(67,250)
Other Charges	\$74,410	\$(155,612)	\$(170,912)	\$(1,746,577)	\$(1,746,577)	\$(1,590,965)
Capital Assets	\$413	\$43,333	\$43,333	\$12,000	\$12,000	\$(31,333)
Subtotal	\$1,759,094	\$1,931,813	\$1,715,505	\$329,785	\$322,960	\$(1,608,853)

Source of Funds

Revenues	Prior Year 2022-2023	Adopted Budget 2023-2024	CY Estimate 2023-2024	Requested Budget 2024-2025	Recommended Budget 2024-2025	Recommended Change from Adopted
Intergovernmental Revenues	—	\$43,333	—	—	—	\$(43,333)
Charges for Services	\$1,138,240	\$1,732,704	\$1,589,152	\$1,849,058	\$1,849,058	\$116,354
Miscellaneous Revenues	\$46,364	\$47,274	\$42,736	\$48,629	\$48,629	\$1,355
Subtotal	\$1,184,604	\$1,823,311	\$1,631,888	\$1,897,687	\$1,897,687	\$74,376
General Fund Contributions	\$574,490	\$108,502	\$83,617	\$(1,567,902)	\$(1,574,727)	\$(1,683,229)
Total Source of Funds	\$1,759,094	\$1,931,813	\$1,715,505	\$329,785	\$322,960	\$(1,608,853)

Unit Description

As an elected department head, the Treasurer-Tax Collector has legal authority vested by California Government Code Section 27000, which provides that mandated agency funds be deposited and safely kept by the Treasurer. The Treasurer-Tax Collector also serves as the ex-officio Treasurer of Monterey County's 26 school districts and various special districts and performs general banking services for the County and depository agencies. The Treasurer invests and maintains

monies deposited, but not immediately needed, by managing a pooled portfolio that provides for the safety and liquidity of all cash assets.

Recommended FY 2024-25 Positions

Classification Code	Classification Label	FTE
14C47	CHIEF DEPUTY TREASURER-TAX COLLECTOR	1.00
20B41	TREASURY OFFICER II	3.00
Total		4.00

Assessor-County Clerk-Recorder

Departmental Overview:

The Assessor-County Clerk-Recorder is an elected position. The Assessor's Office establishes the values on all property in Monterey County and applies all legal exemptions to qualifying properties. The current assessed value is in excess of \$87.8 billion, generating over \$878 million for local government agencies and schools.

Programs and Functions:

The Assessor's Office calculates the values of all real and business personal property for tax purposes. Property tax is the backbone financing for counties and incorporated cities in California and accounts for approximately two-thirds of the discretionary revenue in Monterey County. It is mandated by the State Constitution that property will be assessed "ad valorem" (based on value) of land and improvements.

The operations of the County Clerk-Recorder's Office are financed almost entirely by program revenue. In addition, the County Clerk-Recorder's Office collects documentary transfer tax that generates considerable revenue for the County and other jurisdictions. The responsibilities of the County Clerk-Recorder's Office include issuing licenses and fictitious business name statements, filing statements of economic interest, filing oaths of office and notary bonds, and registering process servers. The Recorder's duties include maintenance of public records of all real property within the County and transfers of encumbrances on property. The Recorder is also responsible for recording vital statistics such as births, deaths, and marriages.

Department's Contributions to Monterey County's Strategic Initiatives:

ECONOMIC DEVELOPMENT AND ADMINISTRATION

The Office of the Assessor-County Clerk-Recorder is committed to streamlining County operations for greater accountability and efficiency of service delivery and cost savings by producing an accurate and timely assessment roll and providing quality customer service in a courteous and professional manner.



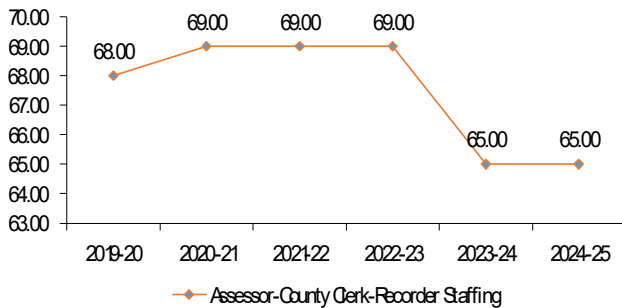
Operating Budget: \$11,053,612
Positions (FTEs): 65.00

Xochitl Marina Camacho
Assessor-County Clerk-Recorder

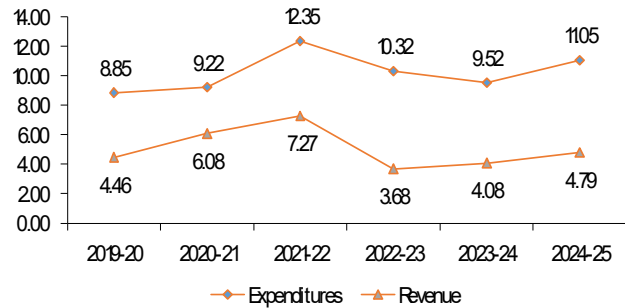
Assessor

Clerk-Recorder

Staffing Trends



Expenditure/Revenue History (in millions)

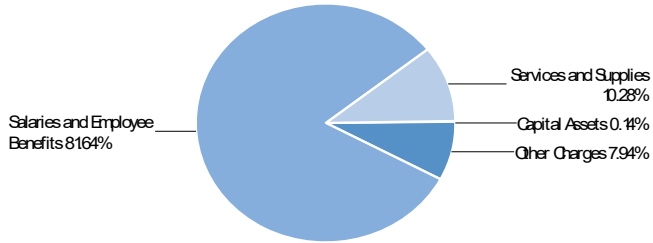


Performance Measures

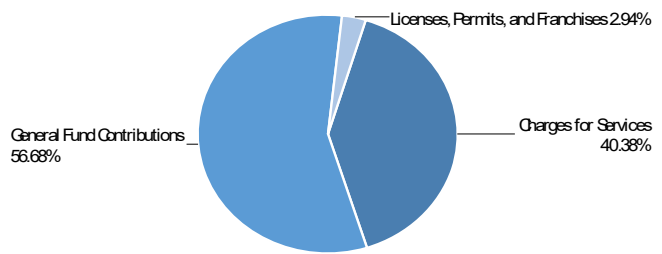
The goal of the Assessor-County Clerk-Recorder is to streamline operations for greater accountability, efficient service delivery, and cost savings by producing an accurate and timely assessment roll and providing quality customer service in a courteous and professional manner.

Key Performance Measures	2021-22 Actual	2022-23 Actual	2023-24 Mid-Year
Percent of customers rating customer service as 'Excellent'. Target = 95%	91% (Asr) 95% (C/R)	95% (Asr) 98% (C/R)	95% (Asr) 98% (C/R)
Percent of Real Property Assessments appraised on time. Target = 100%	100%	100%	100%
Percent of Assessment Appeals reconciled within 18 months of receipt. Target = 100%	100%	100%	100%
Percent of Exemption forms processed within 7 days. Target = 100%	100%	100%	100%
Percent of recorded documents indexed the same day. Target = 100%	100%	100%	100%
Percent of documents electronically recorded.	78.20%	80%	75%

Use of Funds



Source of Funds



Use of Funds

Expenditures	Prior Year 2022-2023	Adopted Budget 2023-2024	CY Estimate 2023-2024	Requested Budget 2024-2025	Recommended Budget 2024-2025	Recommended Change from Adopted
Salaries and Employee Benefits	\$8,057,075	\$8,976,654	\$7,968,927	\$9,133,118	\$9,024,421	\$47,767
Services and Supplies	\$1,290,275	\$1,266,348	\$980,574	\$1,135,987	\$1,135,987	\$(130,361)
Other Charges	\$908,326	\$555,668	\$560,860	\$878,204	\$878,204	\$322,536
Capital Assets	\$61,608	\$18,000	\$12,000	\$15,000	\$15,000	\$(3,000)
Subtotal	\$10,317,284	\$10,816,670	\$9,522,361	\$11,162,309	\$11,053,612	\$236,942

Source of Funds

Revenues	Prior Year 2022-2023	Adopted Budget 2023-2024	CY Estimate 2023-2024	Requested Budget 2024-2025	Recommended Budget 2024-2025	Recommended Change from Adopted
Licenses, Permits, and Franchises	\$169,314	\$275,000	\$300,000	\$325,000	\$325,000	\$50,000
Revenue from Use of Money & Property	\$67,917	—	—	—	—	—
Charges for Services	\$3,446,494	\$4,336,000	\$3,775,000	\$4,462,996	\$4,462,996	\$126,996
Miscellaneous Revenues	\$792	\$1,000	\$530	\$1,000	\$1,000	—
Subtotal	\$3,684,517	\$4,612,000	\$4,075,530	\$4,788,996	\$4,788,996	\$176,996
General Fund Contributions	\$6,632,768	\$6,204,670	\$5,446,831	\$6,373,313	\$6,264,616	\$59,946
Total Source of Funds	\$10,317,284	\$10,816,670	\$9,522,361	\$11,162,309	\$11,053,612	\$236,942

Summary of Recommendation

The Recommended Budget for Assessor-County Clerk-Recorder is \$11,053,612 financed by \$4,788,996 in revenue and a General Fund Contribution (GFC) of \$6,264,616. The Recommended Budget reflects an increase of \$236,942 in expenditures mainly due to negotiated salaries, PER’s (Public Employees’ Retirement), health insurance and cost plan charges; offset by a slight growth of \$176,996 in revenue.

Fund 027 has been established to recognize and track restricted revenue solely for the use of the County Clerk/Recorder for office modernization, micrographics, vital records and electronic recording delivery system expenses; includes revenue of \$417,996 off-set by matching expenditures.

Budget Impacts

The market conditions and on-going high interest rates continue to impact revenue as the number of recorded documents remains low. The Department is hiring positions at lower steps creating challenges to fill position, in order to stay within allocated GFC.

The impact of the decreased revenue and vacancies, results in larger staff workloads and an increase time in processing Proposition 19 claims, Proposition 8 review, updating maps, review of exemptions, and appeals requiring greater analysis; indefinite postponement of redesigning and upgrading the County Clerk/Recorder lobby to provide an accommodating and efficient flow for customers; and the preservation project of old real property books and map record books in the Recorder’s office. Even though there is currently a decrease in recorded documents, AB1466 mandated legislative changes continue to increase the workload in the Recorder’s Office as it requires review of current and previously recorded documents to redact unlawfully restrictive covenant language from records in the Office of the County Recorder as per Section 12955(I) of the Government Code.

Prior Year Accomplishments

Completed the 2023 local assessment roll on time, with a net assessed value of over \$87.8 billion. The Assessor’s Office also reviewed the assessed valuation of over 3,500 properties with reduced values under the provisions of Proposition 8, Proposition 13 and Revenue and Tax Code Section 51.

Exceeded the goal and grew the percentage of electronically recorded documents by 80% in the Recorder’s office.

As of June 2023, Recorder’s Office staff recorded 2,810 documents that were reviewed and approved by counsel as part of Phase 1. These documents were redacted of all unlawful restrictive covenant language from records of the County Recorder’s office per 12955(I) of the Government Code.

Continued to provide quality customer service to all County taxpayers and to strive for continual improvement through placement of “How Are We Doing” survey cards at service counters. Survey cards are reviewed with management, office supervisors, and staff.

Budget Year Goals

By June 30, 2024, produce a completed assessment roll of residential, commercial, and industrial properties in the County of Monterey for FY 2024-25.

Continue to work toward completing Phase 1: Redact unlawfully restrictive covenant language from approximately 11,500 records in the Office of the County Recorder as per Section 12955(I) of the Government Code by the end of the year 2024.

Increase the level in ongoing efforts to digitize paper vital record certificates for FY 2024-25.

February 12, 2024, the Recorder’s office began offering Express civil ceremonies performed at the counter, and on March 3, 2024, ceremonies by appointments became available. The goal for 2024-25 is to process approximately 150 ceremonies to generate \$15,000 in additional revenue.

Continue to carry out, implement and monitor the Employee Engagement Action Plan to improve working relations and communication between management and employees.

Provide quality customer service to all taxpayers as evidence by maintaining a rating of 95% positive on customer survey cards.

Continue the preservation of project of old real property books and map record books in the Recorder’s Office

Complete development of a comprehensive telework program.

Pending Issues

There are no pending issues.

Policy Considerations

There are no policy considerations.

Appropriation Expenditure Detail

	Prior Year 2022-2023	Adopted Budget 2023-2024	CY Estimate 2023-2024	Requested Budget 2024-2025	Recommended Budget 2024-2025	Recommended Change from Adopted	Fund Code	Budget Unit Code
Assessor (ACR001)	\$7,164,022	\$7,886,673	\$6,857,994	\$8,292,396	\$8,210,657	\$323,984	001	8003
Clerk/Recorder (ACR002)	\$2,647,773	\$2,503,997	\$2,477,267	\$2,451,917	\$2,424,959	\$(79,038)	001	8004
Clerk/Recorder (ACR003)	\$505,489	\$426,000	\$187,100	\$417,996	\$417,996	\$(8,004)	027	8004
Subtotal	\$10,317,284	\$10,816,670	\$9,522,361	\$11,162,309	\$11,053,612	\$236,942		

Budget Units

	Prior Year 2022-2023	Adopted Budget 2023-2024	CY Estimate 2023-2024	Requested Budget 2024-2025	Recommended Budget 2024-2025	Recommended Change from Adopted
Assessor	\$7,164,022	\$7,886,673	\$6,857,994	\$8,292,396	\$8,210,657	\$323,984
Clerk/Recorder	\$3,153,262	\$2,929,997	\$2,664,367	\$2,869,913	\$2,842,955	\$(87,042)
Subtotal	\$10,317,284	\$10,816,670	\$9,522,361	\$11,162,309	\$11,053,612	\$236,942

Adopted FY 2023-24 to Recommended FY 2024-25 Positions

Classification Code	Classification Label	Adopted Budget 2022-2023	Adopted Budget 2023-2024	Recommended Budget 2024-2025	Change
11B01	ASSESSOR-COUNTY CLERK-RECORDER	1.00	1.00	1.00	0.00
12A05	ASSISTANT COUNTY CLERK-RECORDER	1.00	1.00	1.00	0.00
12A15	ASSISTANT ASSESSOR-VALUATION	1.00	1.00	1.00	0.00
14B32	SENIOR PERSONNEL ANALYST	1.00	1.00	1.00	0.00
14C71	ADMINISTRATIVE SERVICES OFFICER	1.00	1.00	1.00	0.00
14G02	MANAGEMENT ANALYST I	1.00	1.00	1.00	0.00
14H03	PERSONNEL TECHNICIAN- CONFIDENTIAL	1.00	1.00	1.00	0.00
14K45	AUDITOR APPRAISER MANAGER	1.00	1.00	1.00	0.00

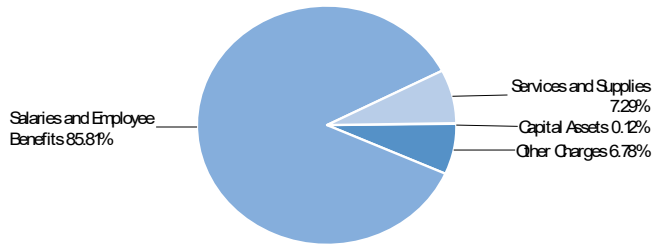
Adopted FY 2023-24 to Recommended FY 2024-25 Positions

Classification Code	Classification Label	Adopted Budget 2022-2023	Adopted Budget 2023-2024	Recommended Budget 2024-2025	Change
16C87	BUSINESS TECHNOLOGY ANALYST II	1.00	1.00	1.00	0.00
16F40	DEPARTMENTAL INFORMATION SYSTEMS MANAGER I	1.00	1.00	1.00	0.00
16F41	DEPARTMENTAL INFORMATION SYSTEMS MANAGER II	1.00	1.00	1.00	0.00
20B10	ACCOUNTANT I	1.00	1.00	1.00	0.00
20B95	FINANCE MANAGER I	1.00	1.00	1.00	0.00
28A21	APPRAISER II	13.00	13.00	13.00	0.00
28A22	APPRAISER III	5.00	5.00	5.00	0.00
28A80	SUPERVISING APPRAISER	2.00	2.00	2.00	0.00
28B21	AUDITOR-APPRAISER II	4.00	4.00	4.00	0.00
28B22	AUDITOR-APPRAISER III	1.00	1.00	1.00	0.00
43F21	MAP DRAFTING TECHNICIAN	1.00	0.00	0.00	0.00
43F80	SENIOR MAP DRAFTING TECHNICIAN	1.00	1.00	1.00	0.00
80A99	ADMINISTRATIVE SECRETARY- CONFIDENTIAL	1.00	1.00	1.00	0.00
80E21	OFFICE ASSISTANT II	7.00	7.00	7.00	0.00
80E22	OFFICE ASSISTANT III	6.00	5.00	5.00	0.00
80E80	PRINCIPAL OFFICE ASSISTANT	1.00	1.00	1.00	0.00
80E81	SUPERVISING OFFICE ASSISTANT I	2.00	2.00	2.00	0.00
80E82	SUPERVISING OFFICE ASSISTANT II	1.00	1.00	1.00	0.00
80E92	RECORDER SERVICES SUPERVISOR	1.00	1.00	1.00	0.00
80J22	SENIOR ACCOUNT CLERK	1.00	1.00	1.00	0.00
80J30	ACCOUNTING TECHNICIAN	1.00	1.00	1.00	0.00
80P22	PHOTOCOPYIST	2.00	2.00	2.00	0.00
80R11	ASSESSMENT CLERK	1.00	0.00	0.00	0.00
80R22	PROPERTY TRANSFER CLERK	4.00	3.00	3.00	0.00
80R23	SENIOR PROPERTY TRANSFER CLERK	1.00	1.00	1.00	0.00
Total		69.00	65.00	65.00	0.00

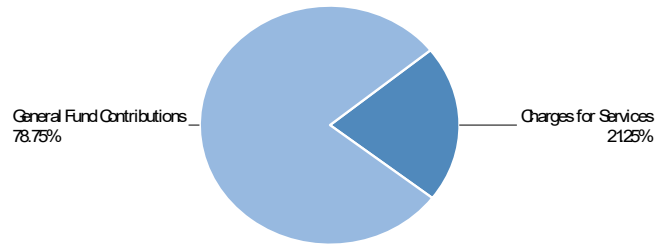
Assessor

(Budget Unit 8003—Fund 001—Appropriation Unit ACR001)

Use of Funds



Source of Funds



Use of Funds

Expenditures	Prior Year 2022-2023	Adopted Budget 2023-2024	CY Estimate 2023-2024	Requested Budget 2024-2025	Recommended Budget 2024-2025	Recommended Change from Adopted
Salaries and Employee Benefits	\$6,144,257	\$6,923,096	\$5,912,999	\$7,127,431	\$7,045,692	\$122,596
Services and Supplies	\$639,728	\$685,421	\$666,839	\$598,669	\$598,669	\$(86,752)
Other Charges	\$373,718	\$268,156	\$268,156	\$556,296	\$556,296	\$288,140
Capital Assets	\$6,318	\$10,000	\$10,000	\$10,000	\$10,000	—
Subtotal	\$7,164,022	\$7,886,673	\$6,857,994	\$8,292,396	\$8,210,657	\$323,984

Source of Funds

Revenues	Prior Year 2022-2023	Adopted Budget 2023-2024	CY Estimate 2023-2024	Requested Budget 2024-2025	Recommended Budget 2024-2025	Recommended Change from Adopted
Charges for Services	\$1,557,455	\$1,675,000	\$1,675,000	\$1,745,000	\$1,745,000	\$70,000
Subtotal	\$1,557,455	\$1,675,000	\$1,675,000	\$1,745,000	\$1,745,000	\$70,000
General Fund Contributions	\$5,606,567	\$6,211,673	\$5,182,994	\$6,547,396	\$6,465,657	\$253,984
Total Source of Funds	\$7,164,022	\$7,886,673	\$6,857,994	\$8,292,396	\$8,210,657	\$323,984

Unit Description

The Assessor is an elected County official whose responsibilities include: locating all taxable property in the County and determining property ownership; establishing the taxable value of all property subject to local property taxation; applying all legal exemptions; and preparing annual assessment rolls upon which local government units rely for property tax revenue. To accomplish these various tasks, the Assessor has organized the office into the following program areas: Administration, Department Information Systems and Map Drafting, Exemptions, Personal Property Appraisal, Real Property Appraisal, and Change of Ownership. Tax revenues identified by the Assessor's Office valuation of property account for approximately two-thirds of the County's discretionary funds.

Recommended FY 2024-25 Positions

Classification Code	Classification Label	FTE
11B01	ASSESSOR-COUNTY CLERK-RECORDER	1.00
12A15	ASSISTANT ASSESSOR-VALUATION	1.00
14B32	SENIOR PERSONNEL ANALYST	1.00
14C71	ADMINISTRATIVE SERVICES OFFICER	1.00
14H03	PERSONNEL TECHNICIAN-CONFIDENTIAL	1.00
14K45	AUDITOR APPRAISER MANAGER	1.00
16C87	BUSINESS TECHNOLOGY ANALYST II	1.00
16F41	DEPARTMENTAL INFORMATION SYSTEMS MANAGER II	1.00
28A21	APPRAISER II	13.00
28A22	APPRAISER III	5.00

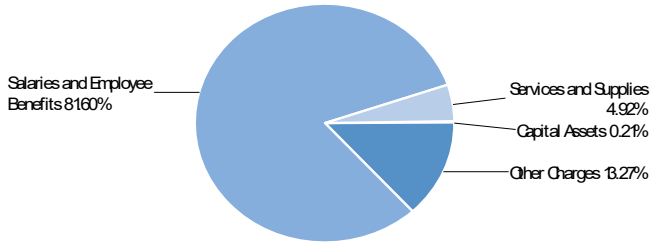
Recommended FY 2024-25 Positions

Classification Code	Classification Label	FTE
28A80	SUPERVISING APPRAISER	2.00
28B21	AUDITOR-APPRAISER II	4.00
28B22	AUDITOR-APPRAISER III	1.00
43F80	SENIOR MAP DRAFTING TECHNICIAN	1.00
80A99	ADMINISTRATIVE SECRETARY- CONFIDENTIAL	1.00
80E21	OFFICE ASSISTANT II	5.00
80E80	PRINCIPAL OFFICE ASSISTANT	1.00
80E81	SUPERVISING OFFICE ASSISTANT I	2.00
80J22	SENIOR ACCOUNT CLERK	1.00
80J30	ACCOUNTING TECHNICIAN	1.00
80R22	PROPERTY TRANSFER CLERK	3.00
80R23	SENIOR PROPERTY TRANSFER CLERK	1.00
Total		49.00


Clerk/Recorder

(Budget Unit 8004—Fund 001—Appropriation Unit ACR002)

Use of Funds



Source of Funds



Use of Funds

Expenditures	Prior Year 2022-2023	Adopted Budget 2023-2024	CY Estimate 2023-2024	Requested Budget 2024-2025	Recommended Budget 2024-2025	Recommended Change from Adopted
Salaries and Employee Benefits	\$1,912,818	\$2,053,558	\$2,055,928	\$2,005,687	\$1,978,729	\$(74,829)
Services and Supplies	\$200,347	\$154,927	\$126,635	\$119,322	\$119,322	\$(35,605)
Other Charges	\$534,608	\$287,512	\$292,704	\$321,908	\$321,908	\$34,396
Capital Assets	—	\$8,000	\$2,000	\$5,000	\$5,000	\$(3,000)
Subtotal	\$2,647,773	\$2,503,997	\$2,477,267	\$2,451,917	\$2,424,959	\$(79,038)

Source of Funds

Revenues	Prior Year 2022-2023	Adopted Budget 2023-2024	CY Estimate 2023-2024	Requested Budget 2024-2025	Recommended Budget 2024-2025	Recommended Change from Adopted
Licenses, Permits, and Franchises	\$169,314	\$275,000	\$300,000	\$325,000	\$325,000	\$50,000
Charges for Services	\$1,535,694	\$2,235,000	\$1,725,000	\$2,300,000	\$2,300,000	\$65,000
Miscellaneous Revenues	\$792	\$1,000	\$530	\$1,000	\$1,000	—
Subtotal	\$1,705,800	\$2,511,000	\$2,025,530	\$2,626,000	\$2,626,000	\$115,000
General Fund Contributions	\$941,973	\$(7,003)	\$451,737	\$(174,083)	\$(201,041)	\$(194,038)
Total Source of Funds	\$2,647,773	\$2,503,997	\$2,477,267	\$2,451,917	\$2,424,959	\$(79,038)

Unit Description

The County Clerk-Recorder creates, maintains, and has custody of files which constitute the official public record of certain legal/financial documents such as deeds, notices of default, notices of completion, abstracts of judgment, liens, subdivision maps, etc. These files are of importance to the conduct of local commerce and are vital to the real estate industry. The County Clerk-Recorder's functions also include, but are not limited to: maintaining records of births, deaths and certain marriages; certification of copies of public records; and issuance of marriage licenses.

Recommended FY 2024-25 Positions

Classification Code	Classification Label	FTE
12A05	ASSISTANT COUNTY CLERK-RECORDER	1.00
14G02	MANAGEMENT ANALYST I	1.00
16F40	DEPARTMENTAL INFORMATION SYSTEMS MANAGER I	1.00
20B10	ACCOUNTANT I	1.00
20B95	FINANCE MANAGER I	1.00
80E21	OFFICE ASSISTANT II	2.00

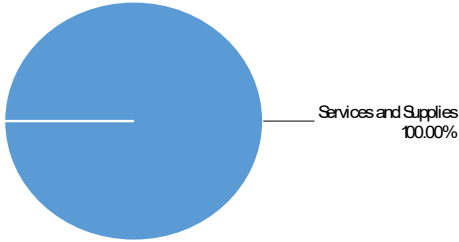
Recommended FY 2024-25 Positions

Classification Code	Classification Label	FTE
80E22	OFFICE ASSISTANT III	5.00
80E82	SUPERVISING OFFICE ASSISTANT II	1.00
80E92	RECORDER SERVICES SUPERVISOR	1.00
80P22	PHOTOCOPYIST	2.00
	Total	16.00

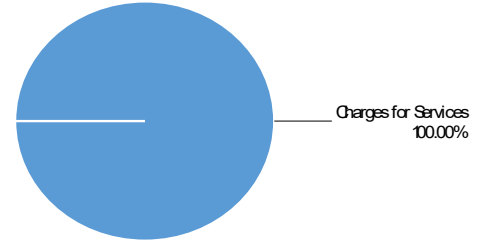
Clerk/Recorder

(Budget Unit 8004—Fund 027—Appropriation Unit ACR003)

Use of Funds



Source of Funds



Use of Funds

Expenditures	Prior Year 2022-2023	Adopted Budget 2023-2024	CY Estimate 2023-2024	Requested Budget 2024-2025	Recommended Budget 2024-2025	Recommended Change from Adopted
Services and Supplies	\$450,200	\$426,000	\$187,100	\$417,996	\$417,996	\$(8,004)
Capital Assets	\$55,290	—	—	—	—	—
Subtotal	\$505,489	\$426,000	\$187,100	\$417,996	\$417,996	\$(8,004)

Source of Funds

Revenues	Prior Year 2022-2023	Adopted Budget 2023-2024	CY Estimate 2023-2024	Requested Budget 2024-2025	Recommended Budget 2024-2025	Recommended Change from Adopted
Revenue from Use of Money & Property	\$67,917	—	—	—	—	—
Charges for Services	\$353,346	\$426,000	\$375,000	\$417,996	\$417,996	\$(8,004)
Subtotal	\$421,262	\$426,000	\$375,000	\$417,996	\$417,996	\$(8,004)
General Fund Contributions	\$84,227	—	\$(187,900)	—	—	—
Total Source of Funds	\$505,489	\$426,000	\$187,100	\$417,996	\$417,996	\$(8,004)

Unit Description

Beginning FY 2019-20, Fund 027 was established to serve as the repository and appropriation unit for the County Clerk/Recorder's restricted revenue. In accordance with GASB 33, restricted recording fee revenue must be recognized and tracked. These funds are restricted by law under GC 27361.4 (a), GC 27361 (c), GC 27397,

and H&S 103625 (h) solely for the use of the County Clerk/Recorder's Office for modernization, micrographics, vital record, and electronic recording delivery system expenses. The Recommended Budget for FY 2024-25, in the amount of \$417,996, represents the estimated funding available to fund eligible expenditures during the budget year.

County Counsel

Departmental Overview:

The Office of the County Counsel serves as the in-house legal counsel for the County of Monterey, the Board of Supervisors (BOS), and all County officers, departments, agencies, boards, and commissions, as well as liaison and support to the Civil Grand Jury. In addition to providing legal advice, the Office also represents the County in civil and special litigation in State and federal courts, various administrative proceedings, and coordinates the services of outside legal counsel.

Programs and Functions:

The County Counsel's Office consists of four divisions. The General Government, Litigation and Land Use Divisions provide legal counsel to County departments, and representation in litigation matters. The Risk Management Division is responsible for the oversight and management of all County insurance and self-insurance programs, claims management, safety, ergonomics, and other risk transfer and loss control activities that protect the County and mitigate losses. The Office manages and advises the Monterey County Civil Grand Jury and provides legal and insurance related services for the Water Resource Agency.

Department's Contribution to Monterey County's Strategic Initiatives:

The Office of County Counsel addresses each of the Strategic Initiative Policy Areas: Economic Development, Administration, Health & Human Services, Infrastructure and Public Safety. The primary goal of the Office of the County Counsel is providing services with the highest degree of competence and integrity in a timely and responsive manner in order to enable the Board of Supervisors, County officials and departments, and outside agencies to effectively carry out their functions and achieve their goals.



County Counsel

Operating Budget: \$50,959,867
Positions (FTEs): 54.00

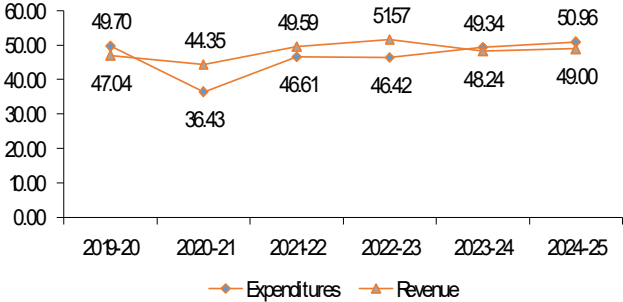
Susan Blich
County Counsel

County Counsel

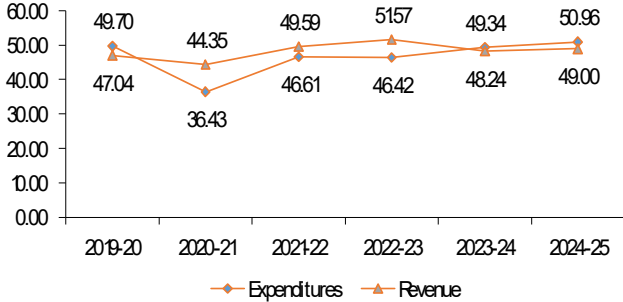
Risk Management

County Counsel Non-Departmental

Staffing Trends



Expenditure/Revenue History (in millions)

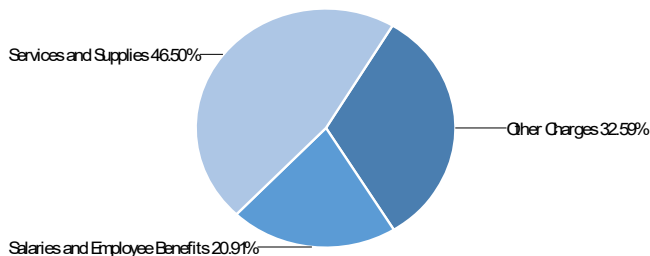


Performance Measures

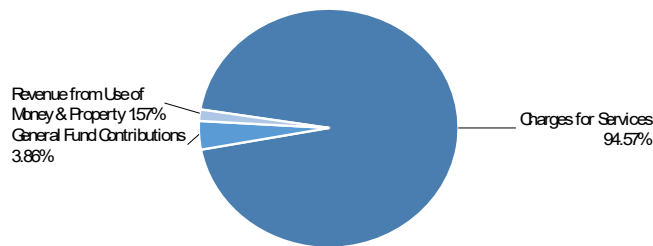
Legal advisor and primary litigator for the Board of Supervisors, elected County officials, and all County departments and agencies on issues of law or public policy. County Counsel also advises various boards, special districts and commissions operating within the County. In doing so, County Counsel enables its clients to carry out their responsibilities in a manner fully consistent with the law. The Risk Division manages general liability and workers’ compensation programs, safety, ergonomics, and procures insurance.

Key Performance Measures	2021-22 Actual	2022-23 Actual	2023-24 Mid-Year
Number of Litigation matters opened/pending.	108	129	108
Number of Liability Claims opened/pending.	124	161	72
Number of new and returning assignments and percentage of completion within cycle of two weeks.	4,403 / 71%	4,191 / 73%	2,186 / 70%
Number of Workers Compensation claims open or pending status.	981	998	947
Annual Average Workers Compensation Costs per new claim.	\$15,985	\$18,975	\$30,759

Use of Funds



Source of Funds



Use of Funds

Expenditures	Prior Year 2022-2023	Adopted Budget 2023-2024	CY Estimate 2023-2024	Requested Budget 2024-2025	Recommended Budget 2024-2025	Recommended Change from Adopted
Salaries and Employee Benefits	\$8,935,834	\$10,290,650	\$9,424,137	\$10,772,502	\$10,648,809	\$358,159
Services and Supplies	\$17,824,243	\$22,213,989	\$20,832,812	\$23,686,001	\$23,686,001	\$1,472,012
Other Charges	\$16,636,377	\$18,390,004	\$19,059,403	\$16,599,251	\$16,599,251	\$(1,790,753)
Capital Assets	\$20,713	—	\$23,806	\$25,806	\$25,806	\$25,806
Other Financing Uses	\$2,998,000	—	—	—	—	—
Subtotal	\$46,415,167	\$50,894,643	\$49,340,158	\$51,083,560	\$50,959,867	\$65,224

Source of Funds

Revenues	Prior Year 2022-2023	Adopted Budget 2023-2024	CY Estimate 2023-2024	Requested Budget 2024-2025	Recommended Budget 2024-2025	Recommended Change from Adopted
Revenue from Use of Money & Property	\$2,365,842	\$800,000	\$800,000	\$800,000	\$800,000	—
Charges for Services	\$46,938,342	\$48,265,788	\$47,289,582	\$48,195,000	\$48,195,000	\$(70,788)
Miscellaneous Revenues	\$2,268,793	\$300,000	\$150,000	—	—	\$(300,000)
Subtotal	\$51,572,978	\$49,365,788	\$48,239,582	\$48,995,000	\$48,995,000	\$(370,788)
Fund Balance	\$(5,429,649)	—	—	—	—	—
General Fund Contributions	\$271,838	\$1,528,855	\$1,100,576	\$2,088,560	\$1,964,867	\$436,012
Total Source of Funds	\$46,415,167	\$50,894,643	\$49,340,158	\$51,083,560	\$50,959,867	\$65,224

Summary of Recommendation

The Fiscal Year (FY) 2024-25 Recommended Budget for the Office of the County Counsel is \$50,959,867 with total expenditures of \$59,474,637, financed by \$48,995,000 in revenue, \$3,671,628 cost plan credit, \$4,843,142 interfund reimbursement, and a general fund contribution (GFC) of \$1,964,867. Expenses grew due to negotiated salaries, pension plans, health insurance, property insurance, stop loss insurance costs, Third Party Administrator (TPA) fees, Workers' Compensation (WC) claims, General Liability (GL) claims, and the funding of GL Non-Recoverable Internal Service Fund (ISF), offset by decreasing Claims and Judgments costs and Interfund Reimbursements. Revenue is estimated to decrease \$370,788 as the insurance allocations have decreased.

Budget Impacts

No impacts.

Prior Year Accomplishments

Responded to the majority of legal requests within fifteen (15) days of receipt. Many matters are not returned within fifteen days because they are ongoing and/or complex.

Responded to or completed claims within 30 days, using a committee including the general liability carrier which meets every two weeks to discuss and make decisions.

County Counsel deputies and staff completed required State Bar trainings and/or the County mandatory trainings. Completion of mandatory training deadlines are tracked.

Budget Year Goals

Respond to legal requests within fifteen (15) days of receipt to assist elected officials, County offices and departments in achieving their goals and objectives.

Manage and conclude claims and litigation in a fair manner, which respects both the rights of claimants and litigants and provides fiscal accountability to the public.

additional funding during FY 2024-25 should the bioventing not prove effective.

Maintain the professional and technical competence of all employees through appropriate continuing education, modern technology, and electronic case management and assignment tools, in order to provide innovative solutions to legal problems.

Policy Considerations

As per the State Controller’s office and the County’s own Actuarial Service provider (Bickmore), the County’s GL and WC ISFs should be operating at an 80% confidence level after 10 years. The County programs have remained at 70% over the last 20 years.

Pending Issues

Testing and bioventing of the water at Lake San Antonio resulting from a fuel system leak. The Department may have to request

Appropriation Expenditure Detail

	Prior Year 2022-2023	Adopted Budget 2023-2024	CY Estimate 2023-2024	Requested Budget 2024-2025	Recommended Budget 2024-2025	Recommended Change from Adopted	Fund Code	Budget Unit Code
Legal Division (COU001)	\$519,287	\$1,554,011	\$1,244,804	\$2,210,833	\$2,109,035	\$555,024	001	8057
Grand Jury (COU005)	\$321,035	\$324,844	\$319,844	\$301,613	\$301,613	\$(23,231)	001	8405
Risk Management Division (COU002)	\$(635)	\$0	\$0	\$0	\$(21,895)	\$(21,895)	001	8407
General Liability (COU003)	\$17,543,586	\$22,465,788	\$21,225,510	\$21,562,000	\$21,562,000	\$(903,788)	475	8408
Workers Compensation (COU004)	\$28,026,796	\$26,500,000	\$26,500,000	\$26,983,000	\$26,983,000	\$483,000	476	8409
Enterprise Risk (COU006)	\$5,098	\$50,000	\$50,000	\$26,114	\$26,114	\$(23,886)	001	8429
Subtotal	\$46,415,167	\$50,894,643	\$49,340,158	\$51,083,560	\$50,959,867	\$65,224		

Budget Units

	Prior Year 2022-2023	Adopted Budget 2023-2024	CY Estimate 2023-2024	Requested Budget 2024-2025	Recommended Budget 2024-2025	Recommended Change from Adopted
Legal Division	\$519,287	\$1,554,011	\$1,244,804	\$2,210,833	\$2,109,035	\$555,024
Grand Jury	\$321,035	\$324,844	\$319,844	\$301,613	\$301,613	\$(23,231)
Risk Management Division	\$(635)	—	—	—	\$(21,895)	\$(21,895)
General Liability	\$17,543,586	\$22,465,788	\$21,225,510	\$21,562,000	\$21,562,000	\$(903,788)
Workers Compensation	\$28,026,796	\$26,500,000	\$26,500,000	\$26,983,000	\$26,983,000	\$483,000
Enterprise Risk	\$5,098	\$50,000	\$50,000	\$26,114	\$26,114	\$(23,886)
Subtotal	\$46,415,167	\$50,894,643	\$49,340,158	\$51,083,560	\$50,959,867	\$65,224

Adopted FY 2023-24 to Recommended FY 2024-25 Positions

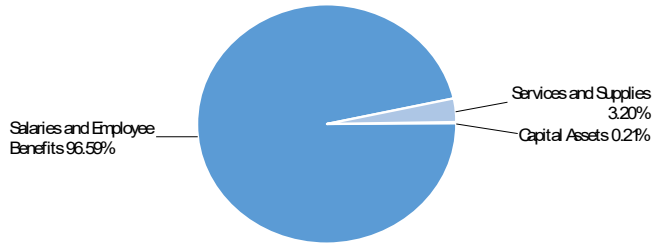
Classification Code	Classification Label	Adopted Budget 2023-2023	Adopted Budget 2023-2024	Recommended Budget 2024-2025	Change
11A04	COUNTY COUNSEL	1.00	1.00	1.00	0.00
12C38	ASSISTANT COUNTY COUNSEL	2.00	2.00	2.00	0.00
12C39	CHIEF ASSISTANT COUNTY COUNSEL	1.00	1.00	1.00	0.00
14B62	ASSOCIATE RISK & BENEFITS ANALYST	1.00	1.00	1.00	0.00
14B63	SENIOR RISK & BENEFITS ANALYST	1.00	1.00	1.00	0.00
14B64	PRINCIPAL RISK & BENEFITS ANALYST	1.00	1.00	1.00	0.00
14C30	MANAGEMENT ANALYST II	1.00	1.00	1.00	0.00
14C31	MANAGEMENT ANALYST III	2.00	2.00	2.00	0.00
14C32	SAFETY OFFICER	1.00	1.00	1.00	0.00
14C85	WORKERS COMPENSATION MANAGER	1.00	1.00	1.00	0.00
14C86	ERGONOMICS MANAGER	1.00	1.00	1.00	0.00

Adopted FY 2023-24 to Recommended FY 2024-25 Positions

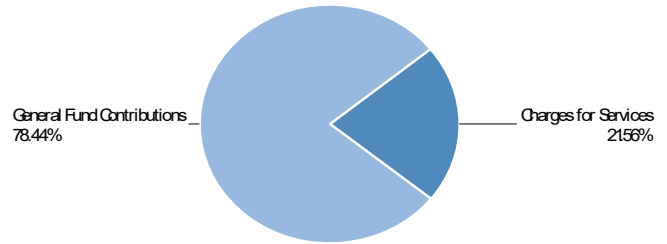
Classification Code	Classification Label	Adopted Budget 2022-2023	Adopted Budget 2023-2024	Recommended Budget 2024-2025	Change
14N05	ADMINISTRATIVE OPERATIONS MANAGER	0.00	1.00	1.00	0.00
20B93	FINANCE MANAGER II	0.00	1.00	1.00	0.00
20B95	FINANCE MANAGER I	1.00	0.00	0.00	0.00
39B23	DEPUTY COUNTY COUNSEL IV	15.00	14.00	14.00	0.00
39B25	CHIEF DEPUTY COUNTY COUNSEL	3.00	3.00	3.00	0.00
74K50	SAFETY COORDINATOR/INVESTIGATOR	3.00	3.00	3.00	0.00
80A34	SENIOR SECRETARY-CONFIDENTIAL	1.00	1.00	1.00	0.00
80A99	ADMINISTRATIVE SECRETARY- CONFIDENTIAL	1.00	1.00	1.00	0.00
80B26	LEGAL SECRETARY III	7.00	7.00	7.00	0.00
99ZWC	ALLOCATION ON LOAN WORK COMP	10.00	10.00	10.00	0.00
Total		54.00	54.00	54.00	0.00

County Counsel Departmental

Use of Funds



Source of Funds



Use of Funds

Expenditures	Prior Year 2022-2023	Adopted Budget 2023-2024	CY Estimate 2023-2024	Requested Budget 2024-2025	Recommended Budget 2024-2025	Recommended Change from Adopted
Salaries and Employee Benefits	\$8,839,177	\$10,202,994	\$9,341,790	\$10,678,172	\$10,554,479	\$351,485
Services and Supplies	\$353,222	\$447,060	\$408,935	\$349,773	\$349,773	\$(97,287)
Other Charges	\$(8,694,460)	\$(9,096,043)	\$(8,527,191)	\$(8,840,382)	\$(8,840,382)	\$255,661
Capital Assets	\$20,713	—	\$21,270	\$23,270	\$23,270	\$23,270
Subtotal	\$518,652	\$1,554,011	\$1,244,804	\$2,210,833	\$2,087,140	\$533,129

Source of Funds

Revenues	Prior Year 2022-2023	Adopted Budget 2023-2024	CY Estimate 2023-2024	Requested Budget 2024-2025	Recommended Budget 2024-2025	Recommended Change from Adopted
Charges for Services	\$572,148	\$400,000	\$514,072	\$450,000	\$450,000	\$50,000
Miscellaneous Revenues	\$798	—	—	—	—	—
Subtotal	\$572,946	\$400,000	\$514,072	\$450,000	\$450,000	\$50,000
General Fund Contributions	\$(54,294)	\$1,154,011	\$730,732	\$1,760,833	\$1,637,140	\$483,129
Total Source of Funds	\$518,652	\$1,554,011	\$1,244,804	\$2,210,833	\$2,087,140	\$533,129

Division Description

The County Counsel Departmental section includes the Office of the County Counsel and Risk Management.

The Office of the County Counsel serves as the in-house legal counsel for the Monterey County, the Board of Supervisors, and all County Officers, departments, agencies, boards, and commissions. In addition to administrative and support staff, the Departmental section consists of three divisions- Land Use, Litigation, and General Government, and oversees the Risk Management Division and provides support to the Grand Jury.

Risk Management oversees insurance, self-insurance claims management, Workers Compensation (WC), General Liability (GL), safety, ergonomics, and other risk transfer and loss control activities that protect the County and mitigate losses. Additional responsibilities include administration of the general insurance programs such as fire, earthquake, property, boiler/machinery, and performance bonds. Risk

Management, with assistance of County Counsel, negotiates and places excess insurance and manages and directs GL and WC claims and medical malpractice claims involving the Health Department and Natividad Medical Center (NMC).

Summary of Recommendation

The Fiscal Year (FY) 2024-25 Recommended Budget for County Counsel Departmental is \$2,087,140 in appropriations with total expenditures of \$10,927,522, financed by \$450,000 in estimated revenue, \$3,997,250 cost plan credit, \$4,843,142 interfund reimbursements, and GFC of \$1,637,140. Expenditures increased by \$533,129 due to negotiated salaries, pension plans, health insurance, and internal record retention charges. The Recommended Budget includes \$2,548,954 in expenditures for Risk Management, offset by reimbursements from the GL and WC Internal Service Funds (ISFs).

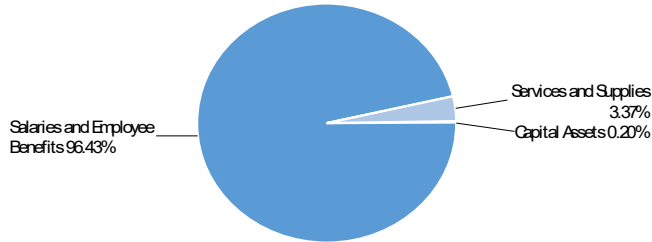
Appropriation Expenditure Detail

	Prior Year 2022-2023	Adopted Budget 2023-2024	CY Estimate 2023-2024	Requested Budget 2024-2025	Recommended Budget 2024-2025	Recommended Change from Adopted	Fund Code	Budget Unit Code
Legal Division (COU001)	519,287	1,554,011	1,244,804	2,210,833	2,109,035	555,024	001	8057
Risk Management Division (COU002)	(635)	0	0	0	(21,895)	(21,895)	001	8407
Subtotal	518,652	1,554,011	1,244,804	2,210,833	2,087,140	533,129		

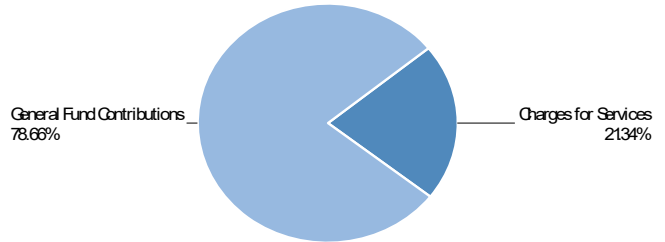
Legal Division

(Budget Unit 8057—Fund 001—Appropriation Unit COU001)

Use of Funds



Source of Funds



Use of Funds

Expenditures	Prior Year 2022-2023	Adopted Budget 2023-2024	CY Estimate 2023-2024	Requested Budget 2024-2025	Recommended Budget 2024-2025	Recommended Change from Adopted
Salaries and Employee Benefits	\$7,024,291	\$7,904,129	\$7,290,357	\$8,202,330	\$8,100,532	\$196,403
Services and Supplies	\$285,342	\$373,476	\$346,414	\$283,421	\$283,421	\$(90,055)
Other Charges	\$(6,804,722)	\$(6,723,594)	\$(6,406,477)	\$(6,291,428)	\$(6,291,428)	\$432,166
Capital Assets	\$14,375	—	\$14,510	\$16,510	\$16,510	\$16,510
Subtotal	\$519,287	\$1,554,011	\$1,244,804	\$2,210,833	\$2,109,035	\$555,024

Source of Funds

Revenues	Prior Year 2022-2023	Adopted Budget 2023-2024	CY Estimate 2023-2024	Requested Budget 2024-2025	Recommended Budget 2024-2025	Recommended Change from Adopted
Charges for Services	\$572,148	\$400,000	\$514,072	\$450,000	\$450,000	\$50,000
Miscellaneous Revenues	\$798	—	—	—	—	—
Subtotal	\$572,946	\$400,000	\$514,072	\$450,000	\$450,000	\$50,000
General Fund Contributions	\$(53,659)	\$1,154,011	\$730,732	\$1,760,833	\$1,659,035	\$505,024
Total Source of Funds	\$519,287	\$1,554,011	\$1,244,804	\$2,210,833	\$2,109,035	\$555,024

Unit Description

The Office of the County Counsel serves as the in-house legal counsel for the County of Monterey, the Board of Supervisors, and all County officers, departments, agencies, boards, and commissions. The Office represents the County in civil and special litigation in State and federal courts, various administrative proceedings, and coordinates the services of outside legal counsel. Divisions within the Office include: Administration and Support (comprised of business, legal and office support staff); Land Use, Litigation and Employment; General Government; and Risk Management.

The Office also provides legal services, by contract or statute, to other public entities, including the Transportation Agency of Monterey County, Local Agency Formation Commission, Water Resources Agency, the Monterey Bay Unified Air Pollution Control District, and the Salinas Valley Basin Groundwater Sustainability Agency. Also, the Office serves as legal counsel to the Civil Grand Jury and special districts whose governing boards are composed, in whole or in part, by persons appointed by the Board of Supervisors.

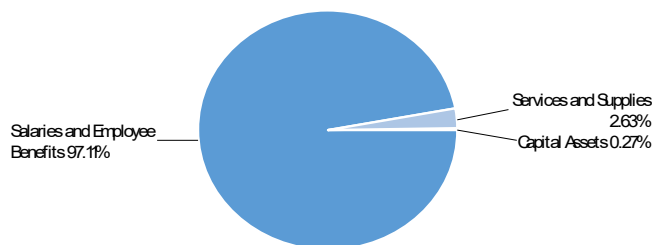
Recommended FY 2024-25 Positions

Classification Code	Classification Label	FTE
11A04	COUNTY COUNSEL	1.00
12C38	ASSISTANT COUNTY COUNSEL	2.00
12C39	CHIEF ASSISTANT COUNTY COUNSEL	1.00
14C30	MANAGEMENT ANALYST II	1.00
14C31	MANAGEMENT ANALYST III	1.00
14N05	ADMINISTRATIVE OPERATIONS MANAGER	1.00
39B23	DEPUTY COUNTY COUNSEL IV	14.00
39B25	CHIEF DEPUTY COUNTY COUNSEL	3.00
80A99	ADMINISTRATIVE SECRETARY-CONFIDENTIAL	1.00
80B26	LEGAL SECRETARY III	7.00
Total		32.00

Risk Management Division

(Budget Unit 8407—Fund 001—Appropriation Unit COU002)

Use of Funds



Source of Funds

Revenue
0.00% 0.00%

Use of Funds

Expenditures	Prior Year 2022-2023	Adopted Budget 2023-2024	CY Estimate 2023-2024	Requested Budget 2024-2025	Recommended Budget 2024-2025	Recommended Change from Adopted
Salaries and Employee Benefits	\$1,814,885	\$2,298,865	\$2,051,433	\$2,475,842	\$2,453,947	\$155,082
Services and Supplies	\$67,879	\$73,584	\$62,521	\$66,352	\$66,352	\$(7,232)
Other Charges	\$(1,889,738)	\$(2,372,449)	\$(2,120,714)	\$(2,548,954)	\$(2,548,954)	\$(176,505)
Capital Assets	\$6,338	—	\$6,760	\$6,760	\$6,760	\$6,760
Subtotal	\$(635)	—	—	—	\$(21,895)	\$(21,895)

Source of Funds

Revenues	Prior Year 2022-2023	Adopted Budget 2023-2024	CY Estimate 2023-2024	Requested Budget 2024-2025	Recommended Budget 2024-2025	Recommended Change from Adopted
General Fund Contributions	\$(635)	—	—	—	\$(21,895)	\$(21,895)
Total Source of Funds	\$(635)	—	—	—	\$(21,895)	\$(21,895)

Unit Description

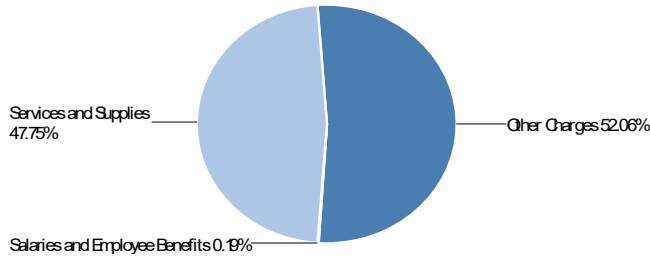
Risk Management oversees and manages County insurance programs, claims management, safety, ergonomics, contract risk review, and other risk transfer and loss control activities that protect the County and mitigate losses. Responsibilities of this Division include: management, oversight, and administration of safety programs; Worker Compensation (WC) insurance and self-insurance; General Liability (GL) insurance; healthcare liability and medical malpractice insurance; and directors' and officers' liability coverage. Additional responsibilities include administration of the general insurance programs such as fire, earthquake, property, boiler/machinery, and performance bonds. Risk Management also negotiates and places excess insurance and manages and directs GL and WC claims and medical malpractice claims involving the Health Department and Natividad Medical Center (NMC).

Recommended FY 2024-25 Positions

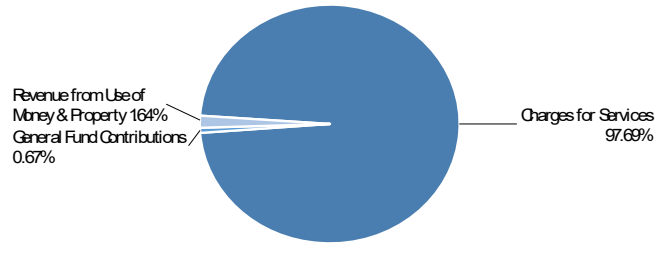
Classification Code	Classification Label	FTE
14B62	ASSOCIATE RISK & BENEFITS ANALYST	1.00
14B63	SENIOR RISK & BENEFITS ANALYST	1.00
14B64	RISK MANAGER	1.00
14C31	MANAGEMENT ANALYST III	1.00
14C32	SAFETY OFFICER	1.00
14C85	WORKERS COMPENSATION MANAGER	1.00
14C86	ERGONOMICS MANAGER	1.00
20B93	FINANCE MANAGER II	1.00
74K50	SAFETY COORDINATOR/ INVESTIGATOR	3.00
80A34	SENIOR SECRETARY-CONFIDENTIAL	1.00
99ZWC	ALLOCATION ON LOAN WORK COMP	10.00
Total		22.00

County Counsel Non-Departmental

Use of Funds



Source of Funds



Use of Funds

Expenditures	Prior Year 2022-2023	Adopted Budget 2023-2024	CY Estimate 2023-2024	Requested Budget 2024-2025	Recommended Budget 2024-2025	Recommended Change from Adopted
Salaries and Employee Benefits	\$96,657	\$87,656	\$82,347	\$94,330	\$94,330	\$6,674
Services and Supplies	\$17,471,021	\$21,766,929	\$20,423,877	\$23,336,228	\$23,336,228	\$1,569,299
Other Charges	\$25,330,837	\$27,486,047	\$27,586,594	\$25,439,633	\$25,439,633	\$(2,046,414)
Capital Assets	—	—	\$2,536	\$2,536	\$2,536	\$2,536
Other Financing Uses	\$2,998,000	—	—	—	—	—
Subtotal	\$45,896,515	\$49,340,632	\$48,095,354	\$48,872,727	\$48,872,727	\$(467,905)

Source of Funds

Revenues	Prior Year 2022-2023	Adopted Budget 2023-2024	CY Estimate 2023-2024	Requested Budget 2024-2025	Recommended Budget 2024-2025	Recommended Change from Adopted
Revenue from Use of Money & Property	\$2,365,842	\$800,000	\$800,000	\$800,000	\$800,000	—
Charges for Services	\$46,366,194	\$47,865,788	\$46,775,510	\$47,745,000	\$47,745,000	\$(120,788)
Miscellaneous Revenues	\$2,267,995	\$300,000	\$150,000	—	—	\$(300,000)
Subtotal	\$51,000,031	\$48,965,788	\$47,725,510	\$48,545,000	\$48,545,000	\$(420,788)
Fund Balance	\$(5,429,649)	—	—	—	—	—
General Fund Contributions	\$326,133	\$374,844	\$369,844	\$327,727	\$327,727	\$(47,117)
Total Source of Funds	\$45,896,515	\$49,340,632	\$48,095,354	\$48,872,727	\$48,872,727	\$(467,905)

Division Description

The Office of the County Counsel non-departmental section consists of individual non-operational units including: Civil Grand Jury, General Liability (GL) Internal Service Fund (ISF), Workers Compensation (WC) ISF, Enterprise Risk. Specific details on each of the non-departmental units are provided in the individual unit narratives.

Summary of Recommendation

The Fiscal Year (FY) 2024-25 Recommended Budget for County Counsel non-departmental is \$48,872,727 funded by revenues of \$48,545,000 and a general fund contribution (GFC) of \$327,727. Increases to stop loss insurance costs, Third Party Administrator (TPA) fees, Workers' Compensation (WC) claims, General Liability (GL) claims, and the funding of GL Non-Recoverable Internal Service Fund (ISF) were offset by decreasing Claims and Judgement costs.

Appropriation Expenditure Detail

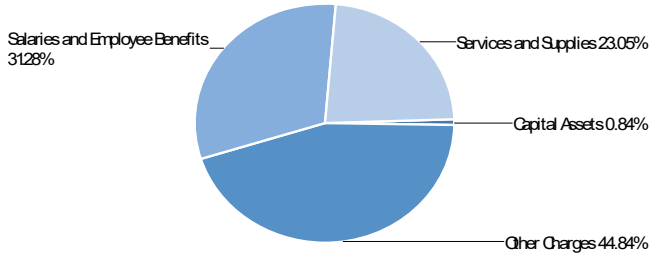
	Prior Year 2022-2023	Adopted Budget 2023-2024	CY Estimate 2023-2024	Requested Budget 2024-2025	Recommended Budget 2024-2025	Recommended Change from Adopted	Fund Code	Budget Unit Code
Grand Jury (COU005)	321,035	324,844	319,844	301,613	301,613	(23,231)	001	8405
General Liability (COU003)	17,543,586	22,465,788	21,225,510	21,562,000	21,562,000	(903,788)	475	8408
Workers Compensation (COU004)	28,026,796	26,500,000	26,500,000	26,983,000	26,983,000	483,000	476	8409
Enterprise Risk (COU006)	5,098	50,000	50,000	26,114	26,114	(23,886)	001	8429
Subtotal	45,896,515	49,340,632	48,095,354	48,872,727	48,872,727	(467,905)		

County Counsel

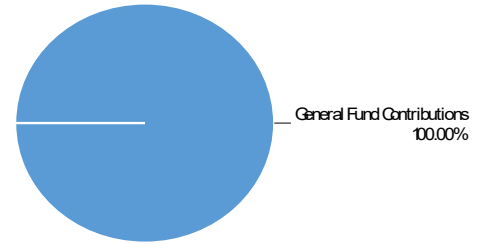
Grand Jury

(Budget Unit 8405—Fund 001—Appropriation Unit COU005)

Use of Funds



Source of Funds



Use of Funds

Expenditures	Prior Year 2022-2023	Adopted Budget 2023-2024	CY Estimate 2023-2024	Requested Budget 2024-2025	Recommended Budget 2024-2025	Recommended Change from Adopted
Salaries and Employee Benefits	\$96,657	\$87,656	\$82,347	\$94,330	\$94,330	\$6,674
Services and Supplies	\$50,714	\$82,482	\$80,255	\$69,515	\$69,515	\$(12,967)
Other Charges	\$173,664	\$154,706	\$154,706	\$135,232	\$135,232	\$(19,474)
Capital Assets	—	—	\$2,536	\$2,536	\$2,536	\$2,536
Subtotal	\$321,035	\$324,844	\$319,844	\$301,613	\$301,613	\$(23,231)

Source of Funds

Revenues	Prior Year 2022-2023	Adopted Budget 2023-2024	CY Estimate 2023-2024	Requested Budget 2024-2025	Recommended Budget 2024-2025	Recommended Change from Adopted
General Fund Contributions	\$321,035	\$324,844	\$319,844	\$301,613	\$301,613	\$(23,231)
Total Source of Funds	\$321,035	\$324,844	\$319,844	\$301,613	\$301,613	\$(23,231)

Unit Description

The Civil Grand Jury is a constitutionally-mandated body of citizens who volunteer for a one-year term of service. It is assembled annually to investigate the finances, operations, and affairs of local cities, the County, and other local governmental agencies. Typical work products of the Civil Grand Jury include mid-year and final reports and recommendations to the Board of Supervisors, area city councils, and special districts.

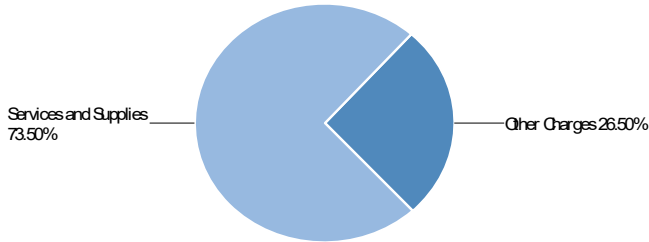
In prior years, Civil Grand Jury activities were administered by the Superior Court (on a reimbursement basis). Effective with the empaneling of the 2012 Civil Grand Jury, County Counsel assumed liaison and administrative functions previously handled by the Superior Court.

In FY 2012-13, a Management Analyst was allocated to provide administrative and analytical support. Half of the cost for this position is funded in this unit, with the other half funded in the County Counsel unit.

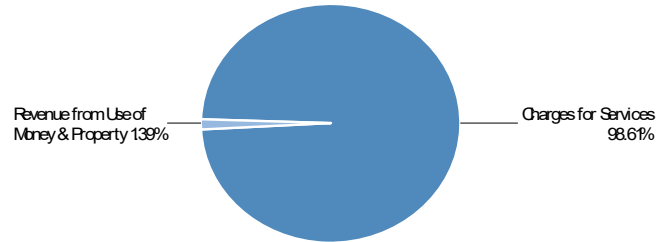
General Liability

(Budget Unit 8408—Fund 475—Appropriation Unit COU003)

Use of Funds



Source of Funds



Use of Funds

Expenditures	Prior Year 2022-2023	Adopted Budget 2023-2024	CY Estimate 2023-2024	Requested Budget 2024-2025	Recommended Budget 2024-2025	Recommended Change from Adopted
Services and Supplies	\$11,100,850	\$14,012,657	\$12,507,588	\$15,849,046	\$15,849,046	\$1,836,389
Other Charges	\$3,444,736	\$8,453,131	\$8,717,922	\$5,712,954	\$5,712,954	\$(2,740,177)
Other Financing Uses	\$2,998,000	—	—	—	—	—
Subtotal	\$17,543,586	\$22,465,788	\$21,225,510	\$21,562,000	\$21,562,000	\$(903,788)

Source of Funds

Revenues	Prior Year 2022-2023	Adopted Budget 2023-2024	CY Estimate 2023-2024	Requested Budget 2024-2025	Recommended Budget 2024-2025	Recommended Change from Adopted
Revenue from Use of Money & Property	\$494,908	\$300,000	\$300,000	\$300,000	\$300,000	—
Charges for Services	\$20,681,194	\$21,865,788	\$20,775,510	\$21,262,000	\$21,262,000	\$(603,788)
Miscellaneous Revenues	—	\$300,000	\$150,000	—	—	\$(300,000)
Subtotal	\$21,176,102	\$22,465,788	\$21,225,510	\$21,562,000	\$21,562,000	\$(903,788)
Fund Balance	\$(3,632,516)	—	—	—	—	—
General Fund Contributions	\$(0)	—	—	—	—	—
Total Source of Funds	\$17,543,586	\$22,465,788	\$21,225,510	\$21,562,000	\$21,562,000	\$(903,788)

Unit Description

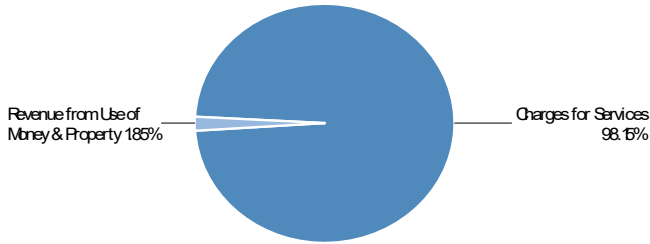
The General Liability Internal Service Fund is directed and managed by Risk Management and contains expenses for claims, settlements, judgments, administration, legal defense costs, excess insurance premiums and general insurance programs. Liability judgments, settlements, and claims against the County are paid from the GL ISF (Fund 475). Recoveries from external entities are recorded as offsetting revenues in the ISF. ISFs are funded outside the County General Fund and their costs are allocated to departments. Funding of GL claims is based upon the total incurred value of loss and funding as determined by the County's actuaries, based upon loss history and future exposure, and is currently funded at a 70% confidence level for FY 2023-24. Allocations are comprised of two categories:

recoverable and non-recoverable. Both are based on experience and exposure. A given department's allocation may change from year to year due to the following factors: (1) change in payroll and number of employees; (2) change in the department's percentage of total claims paid out over the last seven years; or (3) change in the actuarially-determined total allocation. Debt service, associated with settlement of the Lake Nacimiento and Lake San Antonio litigation, is included with the ISF. This non-recoverable allocation is apportioned on a full-time employee (FTE) basis. The County maintains a Self-Insured Retention (SIR) of \$1.5 million per occurrence and excess coverage, with limits of \$150 million through excess insurance providers. The County self-insures events that are not covered by external insurance providers.

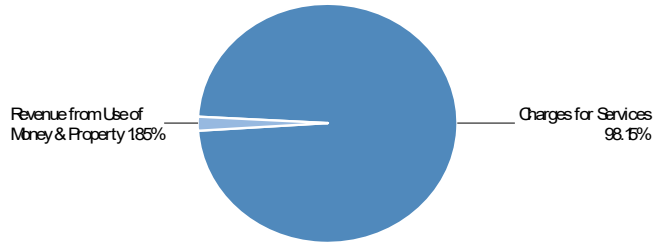
Workers Compensation

(Budget Unit 8409—Fund 476—Appropriation Unit COU004)

Use of Funds



Source of Funds



Use of Funds

Expenditures	Prior Year 2022-2023	Adopted Budget 2023-2024	CY Estimate 2023-2024	Requested Budget 2024-2025	Recommended Budget 2024-2025	Recommended Change from Adopted
Services and Supplies	\$6,313,495	\$7,621,152	\$7,785,396	\$7,391,688	\$7,391,688	\$(229,464)
Other Charges	\$21,713,301	\$18,878,848	\$18,714,604	\$19,591,312	\$19,591,312	\$712,464
Subtotal	\$28,026,796	\$26,500,000	\$26,500,000	\$26,983,000	\$26,983,000	\$483,000

Source of Funds

Revenues	Prior Year 2022-2023	Adopted Budget 2023-2024	CY Estimate 2023-2024	Requested Budget 2024-2025	Recommended Budget 2024-2025	Recommended Change from Adopted
Revenue from Use of Money & Property	\$1,870,934	\$500,000	\$500,000	\$500,000	\$500,000	—
Charges for Services	\$25,685,000	\$26,000,000	\$26,000,000	\$26,483,000	\$26,483,000	\$483,000
Miscellaneous Revenues	\$2,267,995	—	—	—	—	—
Subtotal	\$29,823,929	\$26,500,000	\$26,500,000	\$26,983,000	\$26,983,000	\$483,000
Fund Balance	\$(1,797,133)	—	—	—	—	—
General Fund Contributions	\$(0)	—	—	—	—	—
Total Source of Funds	\$28,026,796	\$26,500,000	\$26,500,000	\$26,983,000	\$26,983,000	\$483,000

Unit Description

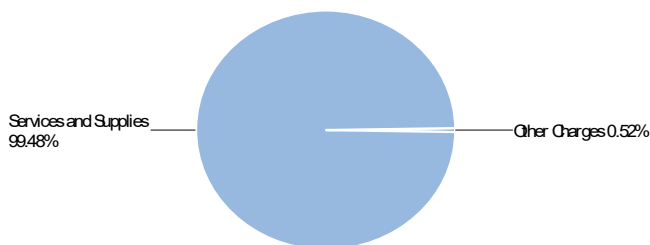
The Workers' Compensation Internal Service Fund covers expenses related to claims, settlements, judgments, administration, legal defense costs, and excess insurance premiums. Workers' Compensation-related liability, judgments, settlements, and claims are paid from the WC ISF (Fund 476). Support contributions to this Fund are calculated on a cost recovery basis through charges apportioned to County departments and funds based on experience and exposure. Recoveries from external entities are recorded as offsetting revenues

in the ISF. ISFs are funded outside the County General Fund and their costs are allocated to departments. Funding is based upon total incurred value of loss and funding, as determined by the County's actuaries, based upon loss history and future exposure and currently funded at a 70% confidence level. A given department's allocation may change from year to year due to the following factors: (1) change in payroll and number of employees; (2) change in the department's percentage of total claims paid out over the last seven years; or (3) change in the actuarially-determined total allocation.

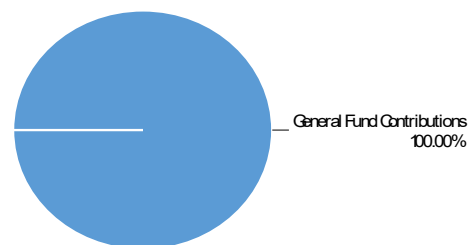
Enterprise Risk

(Budget Unit 8429—Fund 001—Appropriation Unit COU006)

Use of Funds



Source of Funds



Use of Funds

Expenditures	Prior Year 2022-2023	Adopted Budget 2023-2024	CY Estimate 2023-2024	Requested Budget 2024-2025	Recommended Budget 2024-2025	Recommended Change from Adopted
Services and Supplies	\$5,962	\$50,638	\$50,638	\$25,979	\$25,979	\$(24,659)
Other Charges	\$(864)	\$(638)	\$(638)	\$135	\$135	\$773
Subtotal	\$5,098	\$50,000	\$50,000	\$26,114	\$26,114	\$(23,886)

Source of Funds

Revenues	Prior Year 2022-2023	Adopted Budget 2023-2024	CY Estimate 2023-2024	Requested Budget 2024-2025	Recommended Budget 2024-2025	Recommended Change from Adopted
General Fund Contributions	\$5,098	\$50,000	\$50,000	\$26,114	\$26,114	\$(23,886)
Total Source of Funds	\$5,098	\$50,000	\$50,000	\$26,114	\$26,114	\$(23,886)

Unit Description

The Enterprise Risk unit is responsible for the tracking of fuel spill costs at Lake San Antonio as well as County risk related settlements

and costs that cannot be passed through for federal and State reimbursement.



This page intentionally left blank.

Clerk of the Board

Departmental Overview:

The Clerk of the Board of Supervisors (COB) performs duties as provided in the California Government Code and/or by formal directives of the Board of Supervisors through the County Administrative Office (CAO).

The Clerk of the Board strives to provide the highest level of customer service to the public, County departments, and public agencies. The COB preserves the integrity of the local legislative process by issuing notices of pending matters and decisions made by the legislative body to assure timely access to information by the public and other County departments.

Programs and Functions:

The COB's Office is responsible for carrying out mandated functions including, but not limited to: supporting the Board of Supervisors and County departments in the Board agenda process; maintaining and archiving County records; managing boards, commissions, committees and special district appointments and abiding by the Maddy Act in posting of appointment vacancies; serving as Filing Officer for Statements of Economic Interests Fair Political Practices Commission (Form 700); serving as Administrative Officer in the processing of Assessment Appeals applications and acting as Clerk to the Assessment Appeals Board; serving as Secretary to the City Selection Committee; receiving and responding to Public Records Act Requests; serving as Clerk to various other special districts, and providing administrative support for land use appeals and Williamson Act applications.

Department's Contributions to Monterey County's Strategic Initiatives:

Promote an organization that practices efficient and effective resource management and is recognized for responsiveness, strong customer orientation, accountability, and transparency. The Clerk of the Board also uses innovative technologies and other resources and provides timely public access to records and information.

Administration:

Promote an organization that practices efficient and effective resource management and is recognized for responsiveness, strong customer orientation, accountability, and transparency. The Clerk of the Board also uses innovative technologies and other resources and provides timely public access to records and information.



Clerk of the Board

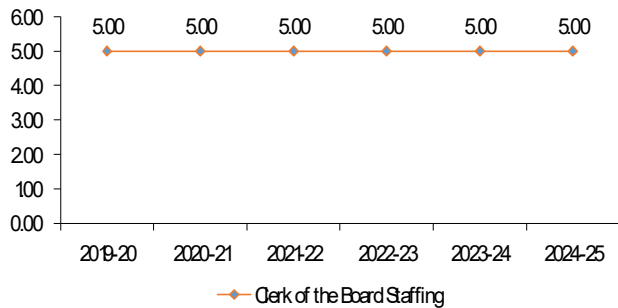
Operating Budget: \$1,007,345
Positions (FTEs): 5.00

Valerie Ralph
Clerk of the Board

Assessment Appeals Board

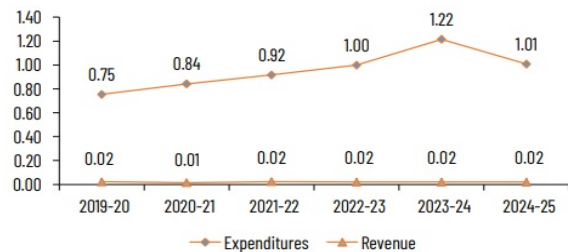
Clerk of the Board

Staffing Trends



Expenditure/Revenue History (in millions)

Expenditure/Revenue History (in millions)

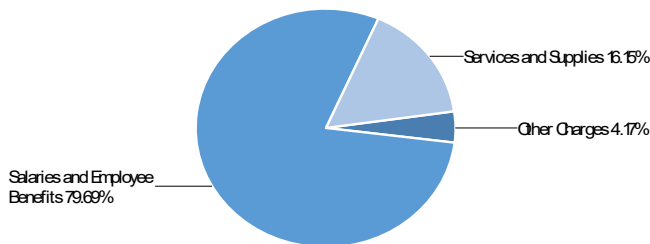


Performance Measures

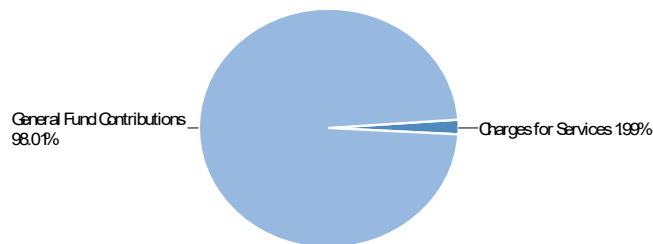
The Clerk of the Board (COB) is the keeper of public trust, facilitating access to information through technology, transparency and excellent customer service. The COB is committed to providing excellent customer service and access to information.

Key Performance Measures	2021-22 Actual	2022-23 Actual	2023-24 Mid-Year
Number of Regular, Special, and BOS governed Agencies and Special District meeting Agendas posted pursuant to Brown Act's 72 hour requirement.	103	121	63
Number of applications for changed assessments received and processed.	349	400	129
Percent of Assessment Appeals reconciled within the two-year time period. Target = 100%	100%	100%	100%
Number of Public Record Act Request received (PRAR).	4	5	7
FPPC-Number of Form 700s processed received and processed (hard copy).	101	64	230
Number of Boards, Committees and Commission appointments processed and posted pursuant to the Maddy Act.	131	141	129

Use of Funds



Source of Funds



Use of Funds

Expenditures	Prior Year 2022-2023	Adopted Budget 2023-2024	CY Estimate 2023-2024	Requested Budget 2024-2025	Recommended Budget 2024-2025	Recommended Change from Adopted
Salaries and Employee Benefits	\$590,307	\$836,955	\$715,931	\$811,178	\$802,745	\$(34,210)
Services and Supplies	\$95,394	\$169,718	\$186,597	\$162,637	\$162,637	\$(7,081)
Other Charges	\$308,780	\$312,681	\$312,681	\$41,963	\$41,963	\$(270,718)
Capital Assets	\$3,720	—	—	—	—	—
Subtotal	\$998,201	\$1,319,354	\$1,215,209	\$1,015,778	\$1,007,345	\$(312,009)

Source of Funds

Revenues	Prior Year 2022-2023	Adopted Budget 2023-2024	CY Estimate 2023-2024	Requested Budget 2024-2025	Recommended Budget 2024-2025	Recommended Change from Adopted
Licenses, Permits, and Franchises	\$50	—	—	—	—	—
Charges for Services	\$20,004	\$20,000	\$20,000	\$20,000	\$20,000	—
Subtotal	\$20,054	\$20,000	\$20,000	\$20,000	\$20,000	—
General Fund Contributions	\$978,147	\$1,299,354	\$1,195,209	\$995,778	\$987,345	\$(312,009)
Total Source of Funds	\$998,201	\$1,319,354	\$1,215,209	\$1,015,778	\$1,007,345	\$(312,009)

Summary of Recommendation

The Recommended Budget for the Clerk of the Board (COB) includes \$1,007,345 in appropriations, financed by \$20,000 in revenue associated with assessment appeals filings, and a General Fund Contribution (GFC) of \$987,345. Expenditures decreased mainly due to a decrease in cost plan costs.

Implemented new application for Boards, Commissions and Committees (2 year project coming to an end).

New Electronic Receipt put into production in September 2023 (6 month project coming to an end).

Completed Audio/Media Upgrade partnered with IT (2 year project coming to an end).

Budget Impacts

There are no budget impacts.

Revamped cash receipt processes to follow the Cash Handling Policies.

Ordinance process updated to an electronic process vs. hard copies.

Prior Year Accomplishments

Created new Ceremonial Resolution template and new frames ordered.

Agendas and Minutes on Insite are in different languages worked with the vendor and IT (Spanish Webinar).

Completed annual training with Vendor on NetFile for filers and liaisons for Form 700 filings.

Inventoried and boxed up 40 boxes of BOS agenda records.

Budget Year Goals

Document and develop limited English proficiency services.

Continue to review the public's access to Board of Supervisors records through online resources, including new enhancements to the Boards records management system through the media and audio upgrade project together with ITD.

Purge and destroy Board of Supervisors cassette 10 years and older.

Place Board Orders electronically in Legistar.

Start looking at Assessment Appeals being setup in Legistar for an electronic process vs. all manual paper process.

Clean-up and organize both back storage areas where we house our records and train all staff on new Board Chambers.

Continue cross training all COB staff to clerk the BOS and Assessment Appeal Board meetings.

Pending Issues

There are no pending issues.

Clean-up office and send old supplies, etc. to surplus.

Policy Considerations

The Department will be exploring historic records preservation/ digitizing in the coming years with the assistance for the County Administrative office. Should the Board of Supervisors want to proceed with any projects, funding will have to be identified.

Revise the 2009 Board Report guidelines.

Create an on-boarding guide for new Supervisors coming on board.

Appropriation Expenditure Detail

	Prior Year 2022-2023	Adopted Budget 2023-2024	CY Estimate 2023-2024	Requested Budget 2024-2025	Recommended Budget 2024-2025	Recommended Change from Adopted	Fund Code	Budget Unit Code
Assessment Appeals Board (COB001)	\$96,346	\$60,935	\$61,845	\$(4,771)	\$(4,771)	\$(65,706)	001	8019
Clerk of the Board (COB001)	\$901,855	\$1,258,419	\$1,153,364	\$1,020,549	\$1,012,116	\$(246,303)	001	8020
Subtotal	\$998,201	\$1,319,354	\$1,215,209	\$1,015,778	\$1,007,345	\$(312,009)		

Budget Units

	Prior Year 2022-2023	Adopted Budget 2023-2024	CY Estimate 2023-2024	Requested Budget 2024-2025	Recommended Budget 2024-2025	Recommended Change from Adopted
Assessment Appeals Board	\$96,346	\$60,935	\$61,845	\$(4,771)	\$(4,771)	\$(65,706)
Clerk of the Board	\$901,855	\$1,258,419	\$1,153,364	\$1,020,549	\$1,012,116	\$(246,303)
Subtotal	\$998,201	\$1,319,354	\$1,215,209	\$1,015,778	\$1,007,345	\$(312,009)

Adopted FY 2023-24 to Recommended FY 2024-25 Positions

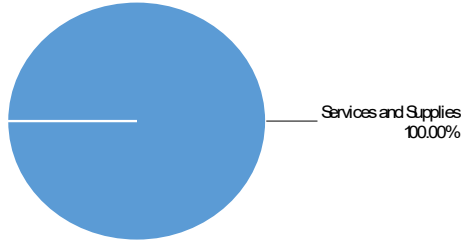
Classification Code	Classification Label	Adopted Budget 2022-2023	Adopted Budget 2023-2024	Recommended Budget 2024-2025	Change
11A30	CLERK OF THE BOARD OF SUPERVISORS	1.00	1.00	1.00	0.00
14G02	MANAGEMENT ANALYST I	1.00	1.00	1.00	0.00
80E83	BOARD OF SUPERVISORS CLERK	3.00	3.00	3.00	0.00
	Total	5.00	5.00	5.00	0.00

Assessment Appeals Board

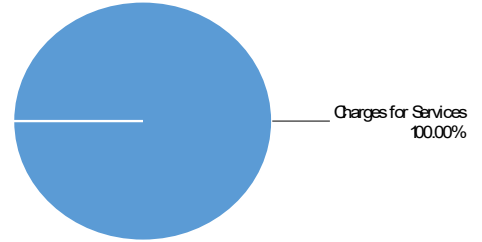
(Budget Unit 8019—Fund 001—Appropriation Unit COB001)

Clerk of the Board

Use of Funds



Source of Funds



Use of Funds

Expenditures	Prior Year 2022-2023	Adopted Budget 2023-2024	CY Estimate 2023-2024	Requested Budget 2024-2025	Recommended Budget 2024-2025	Recommended Change from Adopted
Salaries and Employee Benefits	\$1,107	—	\$910	—	—	—
Services and Supplies	\$8,628	\$7,418	\$7,418	\$7,418	\$7,418	—
Other Charges	\$86,612	\$53,517	\$53,517	\$(12,189)	\$(12,189)	\$(65,706)
Subtotal	\$96,346	\$60,935	\$61,845	\$(4,771)	\$(4,771)	\$(65,706)

Source of Funds

Revenues	Prior Year 2022-2023	Adopted Budget 2023-2024	CY Estimate 2023-2024	Requested Budget 2024-2025	Recommended Budget 2024-2025	Recommended Change from Adopted
Charges for Services	\$20,004	\$20,000	\$20,000	\$20,000	\$20,000	—
Subtotal	\$20,004	\$20,000	\$20,000	\$20,000	\$20,000	—
General Fund Contributions	\$76,342	\$40,935	\$41,845	\$(24,771)	\$(24,771)	\$(65,706)
Total Source of Funds	\$96,346	\$60,935	\$61,845	\$(4,771)	\$(4,771)	\$(65,706)

Unit Description

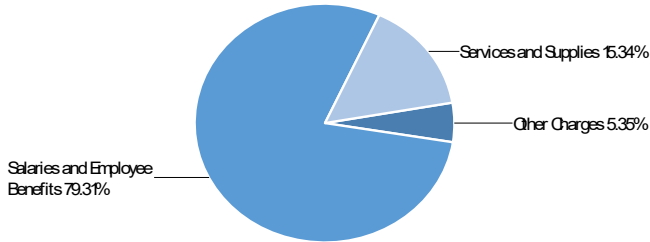
The Assessment Appeals Board (AAB) performs the following duties: accepts applications for changed assessments; reviews applications to ensure they meet the requirements of the State Property Tax Rule 305; provides access to filed assessment appeals applications and related correspondence to the Assessor; responds to taxpayer inquiries regarding assessment appeals applications and hearing procedures; schedules hearings before the AAB and provides

public notice of meeting dates; prepares meeting agendas and provides required notice of scheduled hearing dates to applicants, their representatives and the Assessor; attends AAB meetings; maintains evidence submitted at hearings; prepares post meeting minutes; processes stipulations and withdrawals; transmits Findings of Facts as required; and delivers Statement of Changes to the Auditor-Controller's Office.

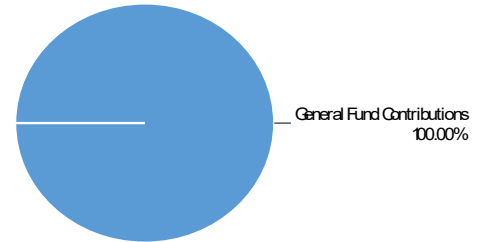
Clerk of the Board

(Budget Unit 8020—Fund 001—Appropriation Unit COB001)

Use of Funds



Source of Funds



Use of Funds

Expenditures	Prior Year 2022-2023	Adopted Budget 2023-2024	CY Estimate 2023-2024	Requested Budget 2024-2025	Recommended Budget 2024-2025	Recommended Change from Adopted
Salaries and Employee Benefits	\$589,201	\$836,955	\$715,021	\$811,178	\$802,745	\$(34,210)
Services and Supplies	\$86,766	\$162,300	\$179,179	\$155,219	\$155,219	\$(7,081)
Other Charges	\$222,168	\$259,164	\$259,164	\$54,152	\$54,152	\$(205,012)
Capital Assets	\$3,720	—	—	—	—	—
Subtotal	\$901,855	\$1,258,419	\$1,153,364	\$1,020,549	\$1,012,116	\$(246,303)

Source of Funds

Revenues	Prior Year 2022-2023	Adopted Budget 2023-2024	CY Estimate 2023-2024	Requested Budget 2024-2025	Recommended Budget 2024-2025	Recommended Change from Adopted
Licenses, Permits, and Franchises	\$50	—	—	—	—	—
Subtotal	\$50	—	—	—	—	—
General Fund Contributions	\$901,805	\$1,258,419	\$1,153,364	\$1,020,549	\$1,012,116	\$(246,303)
Total Source of Funds	\$901,855	\$1,258,419	\$1,153,364	\$1,020,549	\$1,012,116	\$(246,303)

Unit Description

The Clerk of the Board (COB) is responsible for performing mandated functions, as outlined in the California Government & Revenue & Taxation Codes including, but not limited to: preparing Board of Supervisors meeting agendas & minutes; records maintenance; managing the assessment appeals process (see unit 8019); maintaining and tracking appointments to approximately 75 boards, commissions, committees, and over 80 special districts; processing/routing Public Records Act Requests and information requests from the public and outside agencies. The COB also manages various programs and acts as the Filing Officer for Statement of Economic Interests filings, serves as the Secretary/Clerk for the Monterey County City Selection Committee and other Board-

governed special districts. The COB also receives filings, processes fees, and provides administrative support for land use appeals and Williamson Act applications.

Recommended FY 2024-25 Positions

Classification Code	Classification Label	FTE
11A30	CLERK OF THE BOARD OF SUPERVISORS	1.00
14G02	MANAGEMENT ANALYST I	1.00
80E83	BOARD OF SUPERVISORS CLERK	3.00
Total		5.00

Elections

Departmental Overview: The Elections Department conducts federal, State, and local elections, in compliance with applicable laws and regulations. The Department works to maintain the integrity and transparency of the election process and to provide equitable access to the community. The work of the Department takes place within seven areas: Programs and Functions:

ADMINISTRATION: Responsible for overseeing all areas of elections, media functions, and finance.

CANDIDATE AND CAMPAIGN SERVICES: Responsible for candidate filing, local initiatives, referendum, and recall petitions. Filing officer for campaign finance disclosure statements.

DATA AND VOTING TECHNOLOGY: Responsible for technological services, network infrastructure, and for producing the ballot, election data reports, voter files and maps.

PRECINCT SERVICES: Responsible for recruiting and training election workers and for coordinating polling place logistics.

VOTE BY MAIL AND EARLY VOTING: Responsible for mailed ballots and early vote center, coordinating ballot return locations, and processing mail ballot returns.

VOTER REGISTRATION SERVICES: Responsible for maintaining and updating voter registration data and ensuring compliance with the National Voter Registration Act.

BILINGUAL OUTREACH AND EDUCATION: Responsible for coordinating the specialized language effort for target audiences that meet the requirements of the federal and state Voting Rights Act and for delivering community presentations and voter registration drive trainings. Department's Contributions to County of Monterey's Strategic Initiatives:

ADMINISTRATION Elections supports the Board Strategic Initiative of Administration by conducting transparent elections that are accountable to both the integrity of the process and to the public. To fulfill the mission, the Department recruits and trains a large, diverse, skilled workforce to offer innovative, cost-effective services that positively impact local agencies and voters while streamlining resources.



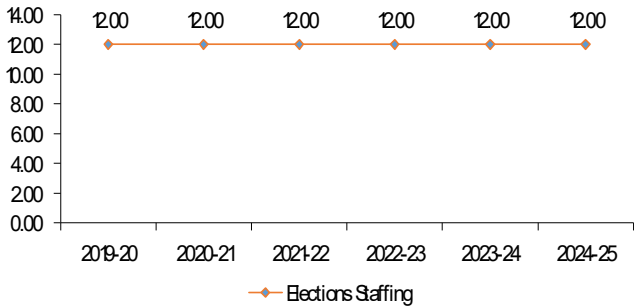
Elections

Operating Budget: \$6,448,310
Positions (FTEs): 12.00

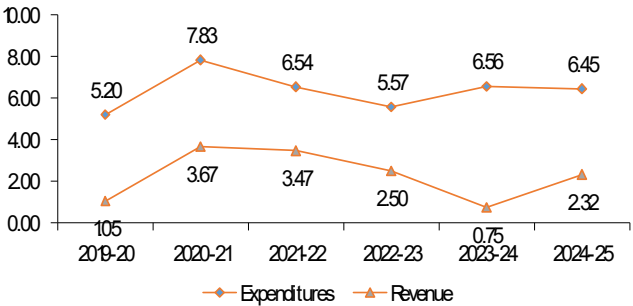
Gina M. Martinez
Registrar of Voters

Elections

Staffing Trends



Expenditure/Revenue History (in millions)

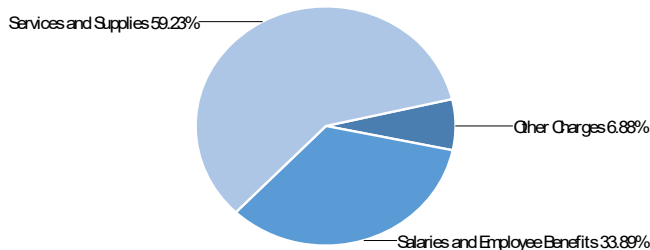


Performance Measures

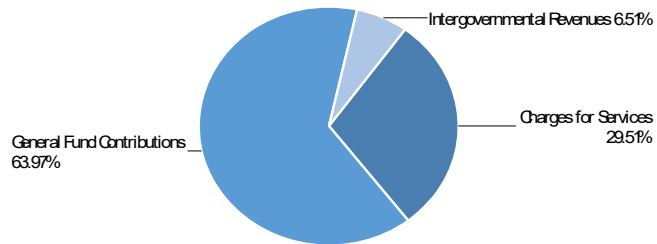
Monterey County Elections serves voters in the administration of elections. Outreach efforts work to educate and empower these voters and those who are eligible to register to vote but have not yet done so; especially those who are underrepresented in the voting population.

Key Performance Measures	2021-22 Actual	2022-23 Actual	2023-24 Mid-Year
Number of registered voters	208,274	209,045	211,063
Percent of voter turnout	31.08%	49.34%	N/A
Number of presentations to community organizations in target groups and areas. Target = 75	79	90	58
Outreach delivered to target areas (low registration and participation). Target = 75	105%	120%	77%

Use of Funds



Source of Funds



Use of Funds

Expenditures	Prior Year 2022-2023	Adopted Budget 2023-2024	CY Estimate 2023-2024	Requested Budget 2024-2025	Recommended Budget 2024-2025	Recommended Change from Adopted
Salaries and Employee Benefits	\$1,924,431	\$2,026,333	\$1,947,989	\$2,210,086	\$2,185,296	\$158,963
Services and Supplies	\$2,604,444	\$3,711,847	\$3,340,322	\$3,819,139	\$3,819,139	\$107,292
Other Charges	\$804,645	\$839,964	\$840,374	\$443,875	\$443,875	\$(396,089)
Capital Assets	\$235,518	—	\$431,834	—	—	—
Subtotal	\$5,569,037	\$6,578,144	\$6,560,519	\$6,473,100	\$6,448,310	\$(129,834)

Source of Funds

Revenues	Prior Year 2022-2023	Adopted Budget 2023-2024	CY Estimate 2023-2024	Requested Budget 2024-2025	Recommended Budget 2024-2025	Recommended Change from Adopted
Intergovernmental Revenues	\$293,290	\$394,710	\$394,710	\$420,026	\$420,026	\$25,316
Charges for Services	\$2,203,183	\$354,000	\$354,000	\$1,903,000	\$1,903,000	\$1,549,000
Other Financing Sources	\$5,579	—	\$200	—	—	—
Subtotal	\$2,502,052	\$748,710	\$748,910	\$2,323,026	\$2,323,026	\$1,574,316
General Fund Contributions	\$3,066,985	\$5,829,434	\$5,811,609	\$4,150,074	\$4,125,284	\$(1,704,150)
Total Source of Funds	\$5,569,037	\$6,578,144	\$6,560,519	\$6,473,100	\$6,448,310	\$(129,834)

Summary of Recommendation

The Recommended Budget for the Elections Department is \$6,448,310 financed by \$2,323,026 in revenue, and \$4,125,284 in general fund contribution (GFC). The Recommended Budget includes an augmentation of \$500,000 for an increase in operational costs of the Presidential General Election. The Recommended Budget represents an appropriation decrease of \$129,834, due to a reduction in cost plan charges of \$396,089 offset by increases in salaries and benefits and services and supplies. Revenues increase by \$1,574,316 next fiscal year due to a higher number of jurisdictions on the Presidential Election and grant fund reimbursements for the replacement of voting systems. GFC decreases \$1,704,350 due to an adjustment for one-time funds in the FY 2023-24 Adopted Budget; however, the decrease is offset with revenue growth due to the higher number of reimbursements under a Presidential Election next fiscal year. Since the Department administers all federal, State, and local elections, expenditures and revenues vary based on the number and type of scheduled and unscheduled elections in a given year.

reimburse counties for conducting State or federal elections to reimburse for their share of election costs in the Presidential General Election. Funding of the scheduled Presidential General Election in 2024 must be provided by the General Fund, though local revenues may offset a portion of costs. In addition, in the event of a special statewide election, the Department must still comply with all mandates and regulations related to election administration.

County elections officials are required to mail a ballot to every registered voter while maintaining full in-person voting opportunities. While vote-by-mail increases participation of eligible voters, sending every voter a ballot with prepaid postage has increased the costs of Elections in printing and mailing. SB 504 has increased mailings to those who may be eligible to have voting rights restored at a time when reimbursements for these outreach efforts have been suspended. Further, with the enactment of AB 1416, additional lines of text will be added to all State propositions and potentially to local measures which may lead to additional ballot card(s) bringing Monterey County to three or four card ballot in the General Election. The addition of ballot cards will increase costs in proofing, production, mailing, and processing of ballots.

Budget Impacts

State law mandates local agencies reimburse the County for all election services; however, there is no mandate for the State to

Due to COVID-19 related supply chain issues, staffing shortages and unprecedented inflationary pressures, the Department may experience a significant increase in election related costs. The unknown impact

raises a certain degree of budget uncertainty for the upcoming fiscal year.

Prior Year Accomplishments

The Department is positioned to conduct scheduled and unscheduled elections. These elections are conducted in compliance with federal, state and local laws. This remains the Department’s primary functional goal and is therefore ongoing.

In FY 2023-24, the Department administered the March 5, 2024, Statewide Presidential Primary Election. The presidential primary is one of the most complex elections as it consolidates three different primaries, each with unique rules, into one period. To facilitate civic engagement in this complex environment, the Department implemented new communication strategies with the Take Action, Vote! campaign. The strategies included the production and promotion of public service announcements, redesign of election mailings, and joint media messaging amongst registrars in the tri-county area of San Benito, Santa Cruz and Monterey. This election voter turnout reached 32.80% of 210,293 registered voters.

In the March 5th election, the Department piloted electronic poll books at select locations. Electronic poll books, used in place of paper rosters, facilitate voter processing at the polls and streamline canvas procedures postelection.

During the primary election, the Department expanded on the mobile/flex voting programs that began in 2022, partnering with the Monterey County Free Libraries with the Books and ballots program. The mobile/flex voting program brings the elections office to communities across Monterey County on dates and times convenient to them during the most critical early voting period.

In FY 2023-24, the Department conducted the unscheduled special vacancy election for Hartnell Community College District, Trustee Area 6. This area includes approximately 17,000 registered voters and expands from the Santa Rita area of North Salinas to Soledad.

Implemented brand new boundaries for jurisdictions that moved from an at-large method of voting to a by-district method of voting as well as new, more efficient, precinct boundaries related to redistricting.

Maintained the poll worker advisory group and outreach volunteer group. The poll worker advisory group consists of volunteers with some level of expertise in elections who provide feedback on training materials and assist with recruitment efforts. The outreach volunteer group is comprised of trained volunteers who table outreach events and engage with the public on topics including how to participate as a voter and a volunteer. The Department also expanded participation in the local voting accessibility and language accessibility advisory committees.

Continued leadership roles in the California Association of Clerks and Election Officials (CACEO), including the Registrar of Voters who

chairs the recount committee. In addition, Elections Program Managers serve on the State Language Accessibility Advisory Committee and the Voter Accessibility Advisory Committee. Additional staff members are actively participating in CACEO committees working on voting accessibility, language services, and petition standardization.

Budget Year Goals

Conduct the November 5, 2024, Presidential General Election.

Continue to seek new methods and modes to engage in voter outreach and civic engagement, including partnerships with service agencies, schools, colleges, and community organizations. Most significantly, the Department will continue to expand in person voting and registration opportunities with the use of the mobile voting unit.

Pending Issues

SPECIAL ELECTIONS

A special unscheduled election may be called at any point in time from any jurisdiction State or local jurisdiction.

VOTING SYSTEMS

The Department continues to seek a viable funding mechanism to fund voting systems in conjunction with partial matching federal grant funds from the Secretary of State. Jurisdictions are billed according to the election cycle on a pro-rata basis to partially offset ongoing leasing expenses. Current HAVA grant funds, to finance voting technology, are set to expire December 2024 and are in the final stages of claims.

NEW LAW

The State continues to introduce and pass legislation that would require additional technology and services at polling places around the County. Impacts of new legislation are unknown; however, the Department will continue to participate in the CACEO Legislative Committee to be informed on as new legislation on elections is introduced.

Policy Considerations

The Department will monitor State legislation that is in line with the Board’s legislative priorities such as those that support efficient administrative operations while expanding access to and enhancing integrity of elections. Elections will continue to develop the public observer panel and other committees to improve voting accessibility, transparency, access, and public education activities. Additionally, the Department’s involvement at the CACEO supports legislation to fund elections at the federal and State level to minimize costs for local agencies.

Appropriation Expenditure Detail

	Prior Year 2022-2023	Adopted Budget 2023-2024	CY Estimate 2023-2024	Requested Budget 2024-2025	Recommended Budget 2024-2025	Recommended Change from Adopted	Fund Code	Budget Unit Code
Elections (ELE001)	\$5,569,037	\$6,578,144	\$6,560,519	\$6,473,100	\$6,448,310	\$(129,834)	001	8064
Subtotal	\$5,569,037	\$6,578,144	\$6,560,519	\$6,473,100	\$6,448,310	\$(129,834)		

Budget Units

	Prior Year 2022-2023	Adopted Budget 2023-2024	CY Estimate 2023-2024	Requested Budget 2024-2025	Recommended Budget 2024-2025	Recommended Change from Adopted
Elections	\$5,569,037	\$6,578,144	\$6,560,519	\$6,473,100	\$6,448,310	\$(129,834)
Subtotal	\$5,569,037	\$6,578,144	\$6,560,519	\$6,473,100	\$6,448,310	\$(129,834)

Adopted FY 2023-24 to Recommended FY 2024-25 Positions

Classification Code	Classification Label	Adopted Budget 2022-2023	Adopted Budget 2023-2024	Recommended Budget 2024-2025	Change
11A20	REGISTRAR OF VOTERS	1.00	1.00	1.00	0.00
12C14	ASSISTANT REGISTRAR OF VOTERS	1.00	1.00	1.00	0.00
14C30	MANAGEMENT ANALYST II	1.00	1.00	1.00	0.00
14J21	ELECTIONS SERVICES SPECIALIST II	2.00	2.00	2.00	0.00
14M80	ELECTIONS PROGRAM MANAGER	5.00	5.00	4.00	(1.00)
14N05	ADMINISTRATIVE OPERATIONS MANAGER	0.00	0.00	1.00	1.00
16C87	BUSINESS TECHNOLOGY ANALYST II	1.00	1.00	1.00	0.00
43J09	SENIOR DEPARTMENTAL INFORMATION SYSTEMS COORDINATOR	1.00	1.00	1.00	0.00
Total		12.00	12.00	12.00	0.00

Augmentation Request(s)

Dept	Budget Request Code	Budget Request Name	Ranking Type Name	Net Request	Requested FTE	Recommend ed Total	Recommend ed FTE
1410	1410-8064-001- AUG1	Operational expense for Presidential General Election	Status Quo Other	\$500,000	-	\$500,000	-
Grand Total				\$500,000	-	\$500,000	-



This page intentionally left blank.

Emergency Communications

Departmental Overview:

The Emergency Communications Department (ECD) operates the Countywide consolidated emergency communications system. Emergency and non-emergency call answering and dispatch services are provided to the County Sheriff, Probation Department, 11 of the 12 incorporated city police departments, fire agencies for all 12 cities, three County fire districts, the Monterey Regional Airport District, Salinas Valley State Prison, and California State University Monterey Bay Police Department. These services are provided under the Agreement for 9-1-1 Emergency Communications Dispatch Services (9-1-1 Services Agreement).

Programs and Functions:


The Department is the primary Public Safety Answering Point (PSAP) for the County of Monterey, providing all emergency and non-emergency call taking services and dispatch of law enforcement and fire field units including status reporting and associated activity for after-hours dispatch of the public works crews. It also provides and maintains consoles and associated radio dispatch equipment located in its communications center.

As defined in the billing formula in the 911 Services Agreement, costs for dispatch and call taking services are calculated through an equally weighted, three-factor allocation ratio of Assessed Property Value, Population, and Workload. Each dollar of expense for operating the emergency communications center is paid for by approximately 30 cents of County funding and 70 cents in user agency revenue. The County funding represents the cost of service provided to the Probation Department, Sheriff's Office and a 90% subsidy to fire districts. The Department also bills users of the Countywide Next Generation Radio System (NGEN) for Operations & Maintenance (O&M) costs. These costs are billed to 26 agencies based on the percentage of radios in use with a 75% weighting for fire radios.

Department's Contribution to County of Monterey's Strategic Initiatives:

PUBLIC SAFETY

Creating a safe environment for people to achieve their potential, leading businesses and communities to thrive and grow by reducing violent crimes as well as crimes in general, with the key objective to engage public safety stakeholders, partners, and the whole community in resiliency building activities including emergency reporting.

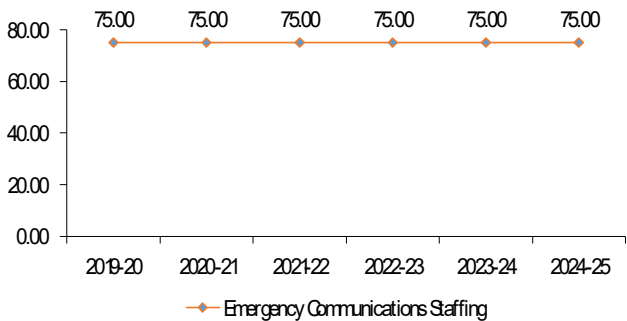


Operating Budget: \$16,320,645
Positions (FTEs): 75.00

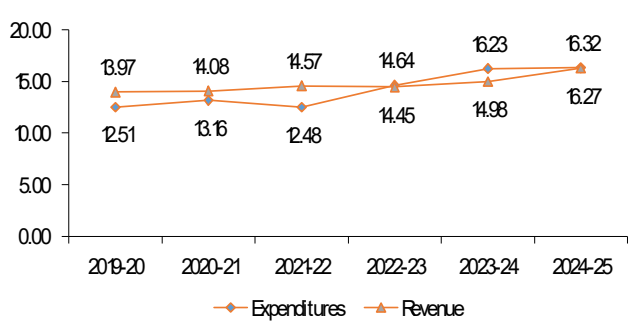
Lee Ann Magoski
Director

Emergency Communications

Staffing Trends



Expenditure/Revenue History (in millions)

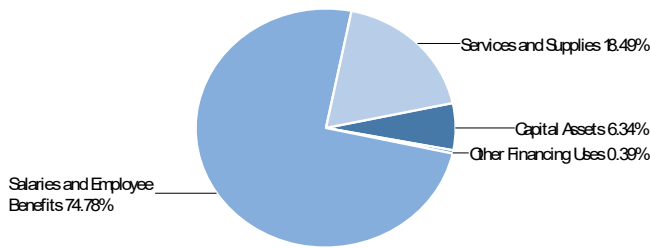


Performance Measures

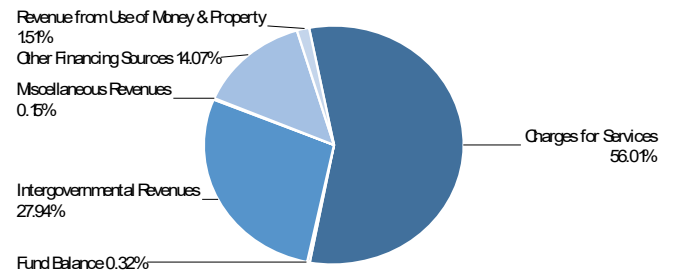
ECD is the primary Public Safety Answering Point for the County of Monterey. Its center answers 9-1-1 and non-emergency calls and provides law enforcement and fire protection dispatch services to public safety agencies countywide.

Key Performance Measures	2021-22 Actual	2022-23 Actual	2023-24 Mid-Year
Number of emergency calls answered.	241,334	264,653	147,442
Number of non-emergency calls answered.	486,679	469,885	206,920
Number of emergency calls requiring language translation services provided.	22,475	18,821	10,173
Percentage of emergency calls answered within 15 seconds. Target = 90%	89%	87%	83%
Number of law enforcement service calls generated.	413,088	399,449	196,958
Number of fire protection service calls generated.	53,866	56,982	29,039
Number of Text to 9-1-1 Calls received.	2,758	3,310	2,007

Use of Funds



Source of Funds



Use of Funds

Expenditures	Prior Year 2022-2023	Adopted Budget 2023-2024	CY Estimate 2023-2024	Requested Budget 2024-2025	Recommended Budget 2024-2025	Recommended Change from Adopted
Salaries and Employee Benefits	\$10,956,203	\$12,051,910	\$12,277,017	\$12,579,277	\$12,456,603	\$404,693
Services and Supplies	\$2,699,796	\$3,173,466	\$3,134,468	\$3,080,332	\$3,080,332	\$(93,134)
Other Charges	\$(310,495)	\$17,813	\$(66,139)	\$(336,736)	\$(336,736)	\$(354,549)
Capital Assets	\$614,869	\$248,786	\$763,000	\$1,055,524	\$1,055,524	\$806,738
Other Financing Uses	\$677,267	\$124,069	\$124,069	\$64,922	\$64,922	\$(59,147)
Subtotal	\$14,637,640	\$15,616,044	\$16,232,415	\$16,443,319	\$16,320,645	\$704,601

Source of Funds

Revenues	Prior Year 2022-2023	Adopted Budget 2023-2024	CY Estimate 2023-2024	Requested Budget 2024-2025	Recommended Budget 2024-2025	Recommended Change from Adopted
Revenue from Use of Money & Property	\$300,759	\$209,573	\$239,573	\$245,887	\$245,887	\$36,314
Intergovernmental Revenues	\$4,588,217	\$4,612,397	\$4,702,886	\$4,560,634	\$4,560,634	\$(51,763)
Charges for Services	\$7,952,585	\$8,126,074	\$8,061,127	\$9,141,496	\$9,141,496	\$1,015,422
Miscellaneous Revenues	\$42,194	\$25,000	\$45,294	\$25,000	\$25,000	—
Other Financing Sources	\$1,570,415	\$2,096,951	\$1,929,654	\$2,295,759	\$2,295,759	\$198,808
Subtotal	\$14,454,170	\$15,069,995	\$14,978,534	\$16,268,776	\$16,268,776	\$1,198,781
Fund Balance	\$183,470	\$546,049	\$1,253,881	\$174,543	\$51,869	\$(494,180)
General Fund Contributions	—	—	—	—	—	—
Total Source of Funds	\$14,637,640	\$15,616,044	\$16,232,415	\$16,443,319	\$16,320,645	\$704,601

Summary of Recommendation

The Fiscal Year (FY) 2024-25 Recommended Budget for the Emergency Communications Department is \$16,320,645 financed by \$16,268,776 in revenue, including a County contribution of \$2,295,759 included as an operating transfer in. The \$51,869 revenue shortfall will be covered using fund balance held in fund 405. The Department is not contributing to the strategic reserve due to budget constraints and because the reserve is at its target balance.

The Recommended Budget includes an augmentation of \$1,039,633 to restore seven (7) vacant Communications Dispatcher II positions to maintain status quo staffing levels. Without this funding, the Department would need to reduce overtime hours which would impact required minimum staffing levels for a 24/7 public safety dispatch center. Also, without funding to restore these vacant positions the Department would need to limit hiring of new trainees which would have a ripple effect into hiring efforts for years to come.

This Augmentation is supported by \$706,764 in revenue from outside agencies and a County General Fund Contribution of \$332,869.

The Recommended Budget for the Emergency Communications Department includes two special revenue funds and one Capital Project Fund.

Special Revenue Fund 028: The Dispatch Operations Fund has a FY 2024-25 Recommended Budget of \$14,649,287 where approximately 70% of the operational costs are shared by non-County user agencies.

Special Revenue Fund 026: The Next Generation (NGEN) Radio System Operations and Maintenance Fund has a FY 2024-25 Recommended Budget of \$953,578. This budget is created in partnership with the Information Technology Department (ITD), based on estimated costs related to the maintenance and operation of the NGEN Radio System then is reviewed by the ECD Executive Board. These costs are then billed to the user agencies by the ECD.

ITD controls the majority of expenditures within the budget and recovers the costs through ECD.

Capital Project Fund 405: The NGEN Capital Project Fund has a FY 2024-25 Recommended Budget of \$717,780 for projects necessary to enhance and maintain operability, system coverage, system capacity, and standardization. This budget is created in partnership with ITD. These costs are then billed to the user agencies by the ECD. ITD controls the majority of expenditures within the budget.

Budget Impacts

There are no budget impacts.

Prior Year Accomplishments

During calendar year 2023 the Dispatch Center received 716,896 calls of which 285,339 were 9-1-1 calls. 85% of 9-1-1 calls were answered in 15 seconds or less.

The Department has maintained a positive cash balance for the entire FY 2023-24 fiscal year in all funds and collected interest revenue on this cash balance.

Construction of a security fence around the Dispatch center and Emergency Operations Center building was completed.

The Department hired 27 new employees in calendar year 2023 which is a 337% increase from the 8 hired in calendar year 2022. The Department contracted for advertising for Dispatcher job openings in local movie theaters which has helped drive this hiring increase. Hiring and retention is a challenge given the complexity of the job.

The success rate for new hires is roughly 50% in an 18-month training program and 18 employees separated from the Department during the year. In order to maintain staffing levels to serve the community, mandatory overtime remains high while new employees are trained.

The reclassification of six (6) Communication Dispatcher I positions to Communication Dispatcher II positions was completed in fiscal year 2023-24. This reclassification allows the Department to have 56 Dispatcher positions at the full range of the classification and underfill new trainees as needed. Prior to this action, 6 positions were only for trainees and/or call-takers (Communications Dispatcher I) which limited the Department's ability to fully staff the operation.

Budget Year Goals

Continue to conduct new employee academies throughout the year with the goal of recruiting, hiring, and training to fill existing vacancies which will reduce mandatory overtime.

Continue to find technological efficiencies that add value to the goals of public safety agencies in the County of Monterey.

Complete a rehost of the Computer Aided Dispatch (CAD) system nearing end of life to allow future vendor upgrades.

Pending Issues

There are no pending issues.

Policy Considerations

There are no policy considerations.

Appropriation Expenditure Detail

	Prior Year 2022-2023	Adopted Budget 2023-2024	CY Estimate 2023-2024	Requested Budget 2024-2025	Recommended Budget 2024-2025	Recommended Change from Adopted	Fund Code	Budget Unit Code
Emergency Communication (EME002)	\$599,495	\$0	\$722,000	\$717,780	\$717,780	\$717,780	405	8426
NGEN Operations & Maintenance (EME003)	\$1,602,704	\$881,062	\$796,115	\$953,578	\$953,578	\$72,516	026	8480
Emergency Communications (EME004)	\$12,435,441	\$14,734,982	\$14,714,300	\$14,771,961	\$14,649,287	\$(85,695)	028	8507
Subtotal	\$14,637,640	\$15,616,044	\$16,232,415	\$16,443,319	\$16,320,645	\$704,601		

Budget Units

	Prior Year 2022-2023	Adopted Budget 2023-2024	CY Estimate 2023-2024	Requested Budget 2024-2025	Recommended Budget 2024-2025	Recommended Change from Adopted
Emergency Communication	\$599,495	—	\$722,000	\$717,780	\$717,780	\$717,780
NGEN Operations & Maintenance	\$1,602,704	\$881,062	\$796,115	\$953,578	\$953,578	\$72,516
Emergency Communications	\$12,435,441	\$14,734,982	\$14,714,300	\$14,771,961	\$14,649,287	\$(85,695)
Subtotal	\$14,637,640	\$15,616,044	\$16,232,415	\$16,443,319	\$16,320,645	\$704,601

Adopted FY 2023-24 to Recommended FY 2024-25 Positions

Classification Code	Classification Label	Adopted Budget 2022-2023	Adopted Budget 2023-2024	Recommended Budget 2024-2025	Change
12C42	EMERGENCY COMMUNICATIONS OPERATIONS MANAGER	1.00	1.00	1.00	0.00
14A26	DIRECTOR OF EMERGENCY COMMUNICATIONS	1.00	1.00	1.00	0.00
14C31	MANAGEMENT ANALYST III	3.00	0.00	0.00	0.00
14C70	ADMINISTRATIVE SERVICES ASSISTANT	1.00	1.00	1.00	0.00
14M13	EMERGENCY COMMUNICATIONS MANAGER	0.00	3.00	3.00	0.00
20B93	FINANCE MANAGER II	1.00	1.00	1.00	0.00
43J05	DEPARTMENTAL INFORMATION SYSTEMS COORDINATOR	1.00	1.00	1.00	0.00
43J09	SENIOR DEPARTMENTAL INFORMATION SYSTEMS COORDINATOR	1.00	1.00	1.00	0.00
80A99	ADMINISTRATIVE SECRETARY- CONFIDENTIAL	1.00	1.00	1.00	0.00
80S01	COMMUNICATIONS DISPATCHER I	6.00	6.00	0.00	(6.00)
80S21	COMMUNICATIONS DISPATCHER II	50.00	50.00	56.00	6.00
80S22	EMERGENCY COMMUNICATIONS SHIFT SUPERVISOR	9.00	9.00	9.00	0.00
Total		75.00	75.00	75.00	0.00

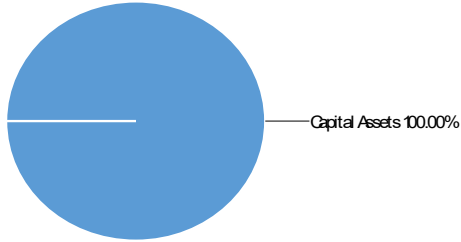
Augmentation Request(s)

Dept	Budget Request Code	Budget Request Name	Ranking Type Name	Net Request	Requested FTE	Recommend ed Total	Recommend ed FTE
1520	1520-8507-028- AUG1	BSL-ECD Dispatch	Status Quo Vacant Position	\$-	7.00	\$-	7.00
Grand Total				\$-	7.00	\$-	7.00

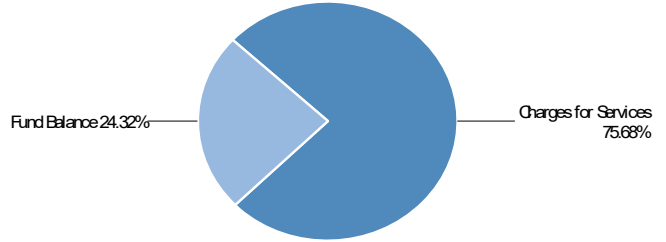
Emergency Communication

(Budget Unit 8426—Fund 405—Appropriation Unit EME002)

Use of Funds



Source of Funds



Use of Funds

Expenditures	Prior Year 2022-2023	Adopted Budget 2023-2024	CY Estimate 2023-2024	Requested Budget 2024-2025	Recommended Budget 2024-2025	Recommended Change from Adopted
Services and Supplies	\$29,693	—	—	—	—	—
Other Charges	—	—	—	\$(307,744)	\$(307,744)	\$(307,744)
Capital Assets	\$569,802	—	\$722,000	\$1,025,524	\$1,025,524	\$1,025,524
Subtotal	\$599,495	—	\$722,000	\$717,780	\$717,780	\$717,780

Source of Funds

Revenues	Prior Year 2022-2023	Adopted Budget 2023-2024	CY Estimate 2023-2024	Requested Budget 2024-2025	Recommended Budget 2024-2025	Recommended Change from Adopted
Revenue from Use of Money & Property	\$23,448	—	—	—	—	—
Intergovernmental Revenues	\$75,000	—	—	—	—	—
Charges for Services	—	—	—	\$543,237	\$543,237	\$543,237
Other Financing Sources	\$538,267	—	—	—	—	—
Subtotal	\$636,715	—	—	\$543,237	\$543,237	\$543,237
Fund Balance	\$(37,220)	—	\$722,000	\$174,543	\$174,543	\$174,543
General Fund Contributions	\$(0)	—	—	—	—	—
Total Source of Funds	\$599,495	—	\$722,000	\$717,780	\$717,780	\$717,780

Unit Description

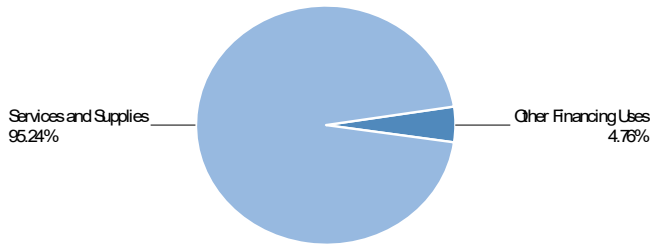
This fund contains the capital projects for the countywide Next Generation (NGEN) Public Safety Radio System used by 35 public safety agencies and three public works departments. The fiscal administration, governance and technical oversight of these projects are controlled through the NGEN Services Agreement.

This fund’s budget is created in partnership with the Information Technology Department (ITD). Agencies are charged for capital project costs through the billing formula in the NGEN Services Agreement after approval and recommendation by the NGEN Executive Board and County Board of Supervisors.

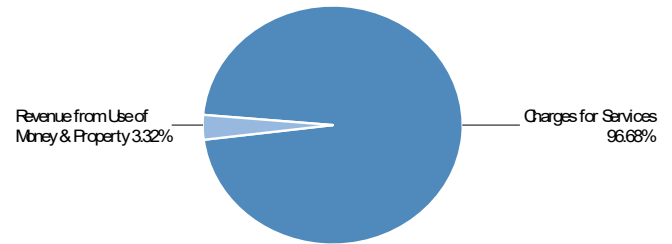
NGEN Operations & Maintenance

(Budget Unit 8480—Fund 026—Appropriation Unit EME003)

Use of Funds



Source of Funds



Use of Funds

Expenditures	Prior Year 2022-2023	Adopted Budget 2023-2024	CY Estimate 2023-2024	Requested Budget 2024-2025	Recommended Budget 2024-2025	Recommended Change from Adopted
Services and Supplies	\$1,207,232	\$1,258,276	\$1,258,276	\$1,298,449	\$1,298,449	\$40,173
Other Charges	\$(281,795)	\$(501,283)	\$(586,230)	\$(409,793)	\$(409,793)	\$91,490
Other Financing Uses	\$677,267	\$124,069	\$124,069	\$64,922	\$64,922	\$(59,147)
Subtotal	\$1,602,704	\$881,062	\$796,115	\$953,578	\$953,578	\$72,516

Source of Funds

Revenues	Prior Year 2022-2023	Adopted Budget 2023-2024	CY Estimate 2023-2024	Requested Budget 2024-2025	Recommended Budget 2024-2025	Recommended Change from Adopted
Revenue from Use of Money & Property	\$51,531	\$29,664	\$29,664	\$31,628	\$31,628	\$1,964
Charges for Services	\$1,040,137	\$851,398	\$766,451	\$921,950	\$921,950	\$70,552
Subtotal	\$1,091,668	\$881,062	\$796,115	\$953,578	\$953,578	\$72,516
Fund Balance	\$511,036	—	—	—	—	—
General Fund Contributions	\$0	—	—	—	—	—
Total Source of Funds	\$1,602,704	\$881,062	\$796,115	\$953,578	\$953,578	\$72,516

Unit Description

This special revenue fund provides for the operations and maintenance of the NGEN Radio System used by 35 public safety agencies across the County and three public works departments. The operations and maintenance of the countywide system governance, technical oversight, and fiscal administration are controlled through the NGEN Services Agreement. This fund includes costs only for operation and maintenance of the current system including the Very High Frequency (VHF) radio system, control stations, microwave

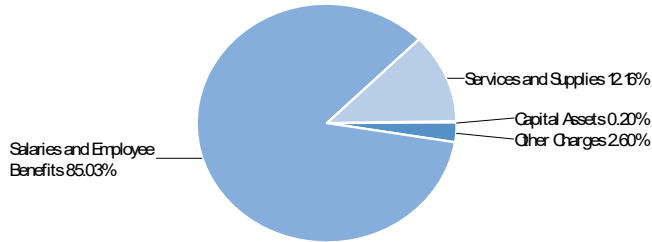
stations for backhaul, replacement of dispatch consoles, and network and information technology security systems.

This fund's budget is created in partnership with ITD and reviewed and approved by the NGEN Executive Board before final approval by the County Board of Supervisors. These costs are then billed to the system users by ECD while the majority of revenue is transferred to ITD for NGEN operations and maintenance.

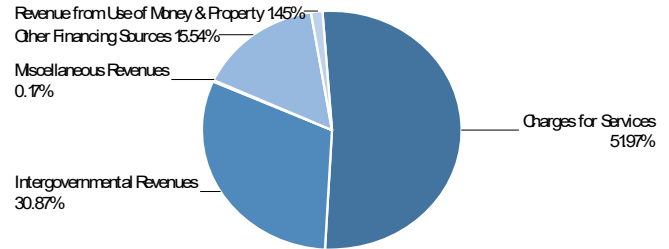
Emergency Communications

(Budget Unit 8507—Fund 028—Appropriation Unit EME004)

Use of Funds



Source of Funds



Use of Funds

Expenditures	Prior Year 2022-2023	Adopted Budget 2023-2024	CY Estimate 2023-2024	Requested Budget 2024-2025	Recommended Budget 2024-2025	Recommended Change from Adopted
Salaries and Employee Benefits	\$10,956,203	\$12,051,910	\$12,277,017	\$12,579,277	\$12,456,603	\$404,693
Services and Supplies	\$1,462,871	\$1,915,190	\$1,876,192	\$1,781,883	\$1,781,883	\$(133,307)
Other Charges	\$(28,700)	\$519,096	\$520,091	\$380,801	\$380,801	\$(138,295)
Capital Assets	\$45,067	\$248,786	\$41,000	\$30,000	\$30,000	\$(218,786)
Subtotal	\$12,435,441	\$14,734,982	\$14,714,300	\$14,771,961	\$14,649,287	\$(85,695)

Source of Funds

Revenues	Prior Year 2022-2023	Adopted Budget 2023-2024	CY Estimate 2023-2024	Requested Budget 2024-2025	Recommended Budget 2024-2025	Recommended Change from Adopted
Revenue from Use of Money & Property	\$225,780	\$179,909	\$209,909	\$214,259	\$214,259	\$34,350
Intergovernmental Revenues	\$4,513,217	\$4,612,397	\$4,702,886	\$4,560,634	\$4,560,634	\$(51,763)
Charges for Services	\$6,912,448	\$7,274,676	\$7,294,676	\$7,676,309	\$7,676,309	\$401,633
Miscellaneous Revenues	\$42,194	\$25,000	\$45,294	\$25,000	\$25,000	—
Other Financing Sources	\$1,032,148	\$2,096,951	\$1,929,654	\$2,295,759	\$2,295,759	\$198,808
Subtotal	\$12,725,787	\$14,188,933	\$14,182,419	\$14,771,961	\$14,771,961	\$583,028
Fund Balance	\$(290,346)	\$546,049	\$531,881	—	\$(122,674)	\$(668,723)
General Fund Contributions	\$(0)	—	—	—	—	—
Total Source of Funds	\$12,435,441	\$14,734,982	\$14,714,300	\$14,771,961	\$14,649,287	\$(85,695)

Unit Description

In this special revenue fund, the Department operates the countywide consolidated emergency communications system. Emergency and non-emergency call answering and dispatch services are provided to the County Sheriff, Probation Department, 11 of the 12 incorporated city police departments, fire agencies for all 12 cities, three County fire districts, the Monterey Regional Airport District, Salinas Valley State Prison, and California State University Monterey Bay police department. These services are provided under the Agreement for 9-1-1 Emergency Communications Dispatch Services (911 Services Agreement).

Recommended FY 2024-25 Positions

Classification Code	Classification Label	FTE
12C42	ASSISTANT DIRECTOR OF EMERGENCY COMMUNICATIONS	1.00
14A26	DIRECTOR OF EMERGENCY COMMUNICATIONS	1.00
14C70	ADMINISTRATIVE SERVICES ASSISTANT	1.00
14M13	EMERGENCY COMMUNICATIONS MANAGER	3.00
20B93	FINANCE MANAGER II	1.00

Recommended FY 2024-25 Positions

Classification Code	Classification Label	FTE
43J05	DEPARTMENTAL INFORMATION SYSTEMS COORDINATOR	1.00
43J09	SENIOR DEPARTMENTAL INFORMATION SYSTEMS COORDINATOR	1.00
80A99	ADMINISTRATIVE SECRETARY- CONFIDENTIAL	1.00
80S21	COMMUNICATIONS DISPATCHER II	56.00
80S22	EMERGENCY COMMUNICATIONS SHIFT SUPERVISOR	9.00
Total		75.00



This page intentionally left blank.

Information Technology

Departmental Overview:

The Information Technology Department (ITD) is responsible for delivering strategic information technology solutions to support internal County operations and business activities. ITD resources are operated and maintained in a manner that supports high availability for utilization and minimizes the risk of business interruption. ITD focuses on developing a sustainable, customer focused environment to enhance and improve the quality of technology services used by County departments for the benefit of all Monterey County residents, businesses, and visitors.

Programs and Functions:

The Department consists of: the ITD Business Office, Applications & Customer Support, Infrastructure & Operations, and Information Security.

Department's Contribution to the County of Monterey's Strategic Initiatives:

ECONOMIC DEVELOPMENT

In conjunction with telecom service providers, continue to extend the broadband footprint throughout the County.

ADMINISTRATION

Deliver modern applications and technology infrastructure to enhance the County's ability to serve the public and provide robust voice, data, video, and radio services.

HEALTH AND HUMAN SERVICES

Develop and deploy modern technical solutions to provide effective and efficient services to County constituents.

INFRASTRUCTURE

Deploy sustainable and cost-effective technologies by migrating aging infrastructure and applications to cloud and Software as a Service (SaaS) environments.

PUBLIC SAFETY

Deliver technologies that improve the overall safety of County constituents and improve the ability of public safety officials to respond to events with the implementation of the Next Generation Digital Radio System.

COUNTY OF MONTEREY
INFORMATION TECHNOLOGY

TRANSFORMING GOVERNMENT THROUGH INNOVATIVE TECHNOLOGY

[Learn More](#)

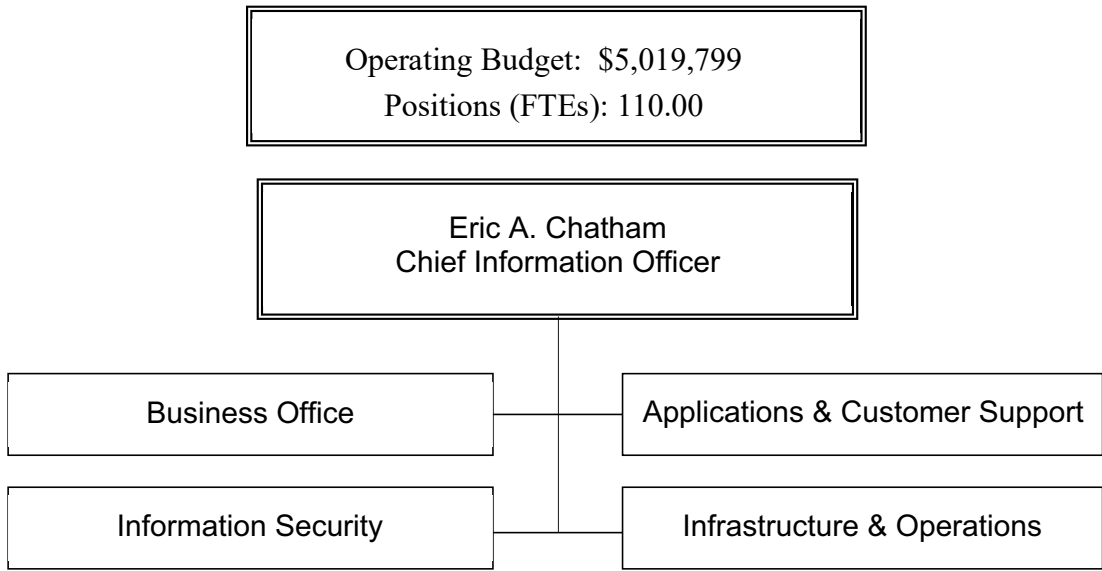
APPLICATIONS & CUSTOMER SUPPORT
Delivers innovative technical solutions to link County services to its residents; provides development, maintenance and database services for enterprise, mobile and custom web applications, GIS solutions, internal and external websites and SharePoint sites; assists in planning, acquisition, installation, troubleshooting, technical support and maintenance of hardware and software solutions.

BUSINESS OFFICE
Provides project management services, human resources services, budget preparation support, contracts administration, procurement coordination and cost and labor accounting reports.

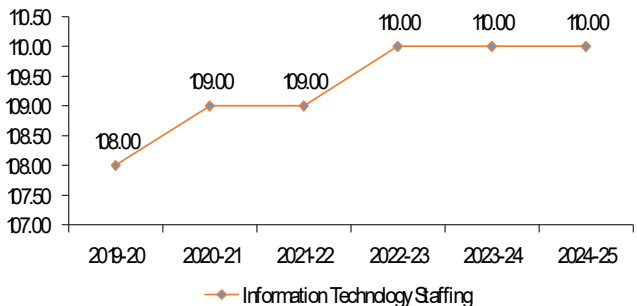
INFRASTRUCTURE & OPERATIONS
Architects, designs, builds and administers scalable technology framework that transports voice video, data and radio services; provides enterprise architecture and operations, data center facility and operations support, physical and virtual server and storage design and administration.

INFORMATION SECURITY
Implements security solutions, conducts threat hunting, incident response, investigation, awareness and assessment activities to eliminate and minimize security risks.

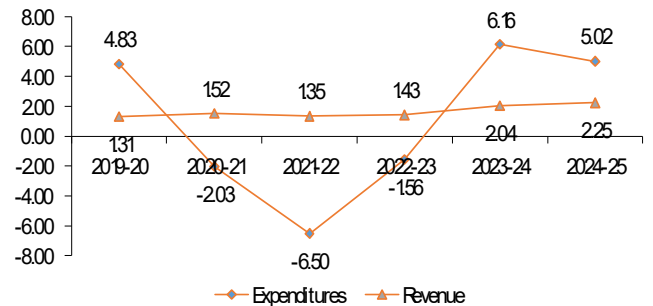
© 2024 County of Monterey
Information Technology Department.



Staffing Trends



Expenditure/Revenue History (in millions)

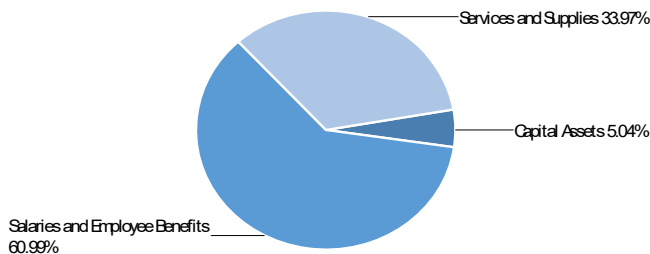


Performance Measures

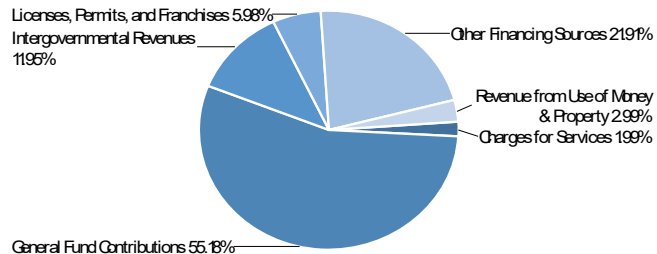
The Information Technology Department (ITD) supports County business through proven information and telecommunication technologies provided in a strategic, cost-effective, and efficient manner. ITD supports internal County operations and associated business activities, outside public agencies, residents, and visitors.

Key Performance Measures	2021-22 Actual	2022-23 Actual	2023-24 Mid-Year
Percentage of surveyed customers that rate ITD services provided as satisfied or very satisfied. Target = 90%	97.50%	97.00%	99.00%
Total ITD spent as a percent of total County revenue. Target = 2%	1.84%	2.53%	2.53%
Percentage of time network service was available. Target = 99.90%	99.43%	99.69%	99.40%
Percentage of advanced malware events contained within 2 business hours. Target = 100%	100%	100%	100%

Use of Funds



Source of Funds



Use of Funds

Expenditures	Prior Year 2022-2023	Adopted Budget 2023-2024	CY Estimate 2023-2024	Requested Budget 2024-2025	Recommended Budget 2024-2025	Recommended Change from Adopted
Salaries and Employee Benefits	\$18,902,108	\$20,552,362	\$20,552,362	\$20,851,393	\$20,581,080	\$28,718
Services and Supplies	\$7,199,630	\$12,474,223	\$12,474,223	\$11,461,836	\$11,461,836	\$(1,012,387)
Other Charges	\$(33,348,946)	\$(28,358,542)	\$(28,358,542)	\$(28,723,117)	\$(28,723,117)	\$(364,575)
Capital Assets	\$5,690,798	\$1,488,000	\$1,488,000	\$1,700,000	\$1,700,000	\$212,000
Subtotal	\$(1,556,410)	\$6,156,043	\$6,156,043	\$5,290,112	\$5,019,799	\$(1,136,244)

Source of Funds

Revenues	Prior Year 2022-2023	Adopted Budget 2023-2024	CY Estimate 2023-2024	Requested Budget 2024-2025	Recommended Budget 2024-2025	Recommended Change from Adopted
Licenses, Permits, and Franchises	\$861,538	\$300,000	\$300,000	\$300,000	\$300,000	—
Revenue from Use of Money & Property	\$60,454	\$150,000	\$150,000	\$150,000	\$150,000	—
Intergovernmental Revenues	—	—	—	\$600,000	\$600,000	\$600,000
Charges for Services	\$508,895	\$100,000	\$100,000	\$100,000	\$100,000	—
Miscellaneous Revenues	\$204	—	—	—	—	—
Other Financing Sources	—	\$1,488,000	\$1,488,000	\$1,100,000	\$1,100,000	\$(388,000)
Subtotal	\$1,431,091	\$2,038,000	\$2,038,000	\$2,250,000	\$2,250,000	\$212,000
Fund Balance	—	—	—	—	—	—
General Fund Contributions	\$(2,987,501)	\$4,118,043	\$4,118,043	\$3,040,112	\$2,769,799	\$(1,348,244)
Total Source of Funds	\$(1,556,410)	\$6,156,043	\$6,156,043	\$5,290,112	\$5,019,799	\$(1,136,244)

Summary of Recommendation

The Recommended Budget for the Information Technology Department (ITD) is \$5,019,799 in appropriations with total expenditures of \$33,742,916, financed by \$2,250,000 in revenue, \$20,355,560 in Cost Plan credits, \$8,367,557 in Interfund Reimbursements, and a General Fund Contribution (GFC) of \$2,769,799. The Recommended Budget decreases appropriations by \$1,136,244 from the FY 2023-24 Adopted Budget. The decrease is mainly due to the advancement of a broadband project with the majority of project expenses made in FY 2023-24. The Recommended Budget includes five augmentations: roll-over ARPA funding in the amount of \$290,667 to complete broadband projects; and four Capital Improvement Program (CIP) projects to support ITD's Data Center End of Life Replacement (\$600,000), Countywide Network End of Life Replacement (\$500,000), Zoom Softphone Deployment (\$100,000), and Radio Site Power Improvement (\$500,000).

The total operational expenditures budget of \$32,042,916 is an overall decrease of \$983,669 from FY 2023-24. Salaries and Benefits increased \$28,718 mainly due to staffing changes, and Services and Supplies decreased \$1,012,387 primarily due to a projected reduction of expenditures for a broadband project that made significant progress in FY 2023-24. Anticipated Cost Plan credits and County departmental reimbursements of \$28,723,117 reflects an increase of \$364,575 over FY 2023-24 due to increases in service levels and rising vendor costs.

The capital asset expenditures budget for CIP projects of \$1,700,000 is an increase of \$212,000 over FY 2023-24. This budget amount supports funding for each of the CIP augmentations, with recommended funding to include \$600,000 from unspent ARPA funds and \$1,100,000 from the ITD Assignment Fund Balance. CIP costs are tracked under Fund 404.

External revenue of \$550,000 from services rendered is expected to remain status quo. Funding noted for CIP requests totaling

\$1,700,000 is also reflected under revenue, for a total figure of \$2,250,000.

The FY 2024-25 Recommended Budget includes 110 positions, which reflects no change from FY 2023-24.

Budget Impacts

The Recommended Budget reflects a reduction of \$1,348,244 in GFC, which is mainly due to the expenditure reduction for the broadband project that made significant progress in FY 2023-24.

Prior Year Accomplishments

ITD recruited and retained a diverse, talented workforce in a collaborative work environment with an emphasis on customer service and execution to support the mission of the County of Monterey. The Department continued to partner with local educational institutions to support a future talent pipeline of skilled, career ready workers.

ITD continued to improve first call resolution (FCR) and customer satisfaction ratings; expanded the use of Microsoft Endpoint Manager (MEM) to secure, deploy, and manage users, apps, desktop and mobile devices; partnered with the Human Resources Department (HRD) to deploy technical solutions to increase efficiency and effectiveness of their services; established a vendor agreement for the new Enterprise Resource Planning (ERP) system and started implementing the Oracle Enterprise Resource Planning (Finance) and Enterprise Performance Management (Budgeting) modules; leveraged SharePoint's Document Management System (DMS) to digitize departmental paper documents for efficient storage, retrieval and delivery; deployed IT Service Management systems to more County businesses to increase efficiency and enhance customer experience; developed custom solutions to improve and automate business processes and expanded the use of business intelligence; and increased GIS data accuracy through collaboration with cities and agencies and development of integrations with auxiliary systems.

ITD completed the Next Generation Radio System (NGEN) Services and Governance Agreement which was entered into between the County and 19 cities and fire districts, with a governance body consisting of NGEN Executive and Operations boards. The Department established a five-year NGEN capital improvement project program with an approved capital fee schedule.

ITD completed the County-wide microwave upgrade project; completed NGEN phase II upgrade project; completed expansion of NGEN to the Bayonet site and Lobos Ridge site; completed the Board Chamber technology and broadcasting services upgrade project including the Monterey Room AV upgrade; successfully piloted and adopted Zoom softphones as the next-generation enterprise phone solution, deploying to approximately 600 Department of Social Services (DSS) users; upgraded the County phone and voicemail systems; completed various Zoom room projects; upgraded the on-premise data center network; replaced end of life and end of support data center systems; configured the Azure Cloud hosted environment to enhance service resiliency and reduce single points of failure; implemented Multi-Factor Authentication to all County network users enhancing security and protecting county data; upgraded all Cisco network devices at INET fiber sites with improved routing functionality and speed; deployed Always-On VPN to various departments with encryption compliance requirements; upgraded County internet connection to 3Gbps; upgraded Library internet connection to 10Gbps; completed the site technology standardization

project; and introduced redundant internet connections at the off-site Equinix Datacenter.

ITD partnered with two broadband providers using ARPA funding and completed projects in North County and San Ardo making internet services available to 962 households; completed the broadband strategic plan; completed Local Area Technical Assistance grant funded conceptual network design and high-level design; worked with Rural County Representatives of California (RCRC) on the submission of a Federal Funding Account application on behalf of the County; and completed the community outreach through partnerships which led to the enrollment of 3,103 eligible residents in broadband services between July 2023 and January 2024, before the conclusion of the Affordable Connectivity Program.

In addition to continued expanded education efforts, ITD deployed newer defensive technologies, monitoring, and response locally and within the cloud; consolidated and strengthened the County's identity management across all county applications and platforms; and modernized strategies, architectures and technology as the County continues to adopt cloud-based solutions.

Budget Year Goals

ITD will continue to recruit and retain a diverse, talented workforce and continue to foster a collaborative work environment with an emphasis on customer service and execution to support the mission of the County of Monterey. In FY 2024-25, the Department aims to improve performance evaluation metrics with a quarterly goal of 100% completion and maintain hiring efficiency with a quarterly goal of 90 days on average.

ITD will work collaboratively with stakeholders to implement cloud-based Oracle Fusion applications to replace the County's current Budgeting, Finance, and Human Resource Management applications providing greater efficiency and enhancements; expand communication channels such as Zoom Chat and SMS to make it easier for customers to request IT services and enhance customer experience by providing self-help resources; partner with departments to ensure compliance with County Web Authoring Policy to make sites accessible and enhance user experience; migrate top level County websites to the ".gov" domain to enhance security and to assure users that they are accessing an official California governmental resource; deploy a ChatGPT enabled bot (Bixby) on the website to improve communication and expedite service delivery; upgrade all Windows-based devices to the Windows 11 operating system to drive operational efficiency, empower the workforce, and strengthen cybersecurity; implement OneDrive across all County departments to ensure secure and accessible storage of users' data from anywhere with internet connectivity, providing seamless access to the remote workforce; collaborate with departments to develop standards and policies for records digitization and leverage SharePoint's DMS for document storage and enforcement of standards and policies; continue the deployment of the IT Service Management system to other departments to further automate incident management workflows; enhance mapping and imagery services, to include post-disaster imagery, to increase the efficiency of emergency response services; and leverage Azure Cloud Services to develop custom technical solutions for business process automation and data analytics.

ITD will start County-wide Zoom softphone deployments; complete an NGEN radio system core upgrade and Analog Overlay supplementary radio system upgrade; launch a radio site HVAC and power standardization project; continue migrating servers and critical

applications to the Cloud in order to minimize single points of failures; introduce additional back up connections for high priority sites; complete the Library network upgrade; deploy alternative network connectivity for remote sites with limited network connectivity, such as Lake Nacimiento Dam and Big Sur areas; and introduce Cisco Nexus Fabric in the data center.

In addition to expanded education efforts, ITD will continue to transition technology tools to the cloud that support and protect remote work; oversee a third-party review of the County’s network and perimeter and implement improved security technologies as recommended; and implement automation with the goal of eliminating malicious remote takeover of County user accounts.

Broadband expansion project providers will conclude in San Lucas and the coastal region, making internet services available to approximately 856 more households. The Local Area Technical Assistance grant project is set to finalize, resulting in readiness for issuing the Request for Proposals (RFP) enabling providers to apply for last mile projects in South County. The release of the Broadband Equity, Access, and Deployment (BEAD) funding opportunity will prompt collaboration with other agencies such as RCRC, and lead to more broadband service deployment to unserved and underserved areas of the County.

Pending Issues

There are no pending issues.

Policy Considerations

There are no policy considerations.

Appropriation Expenditure Detail

	Prior Year 2022-2023	Adopted Budget 2023-2024	CY Estimate 2023-2024	Requested Budget 2024-2025	Recommended Budget 2024-2025	Recommended Change from Adopted	Fund Code	Budget Unit Code
ITD Administration (INF002)	\$2,238,573	\$2,637,582	\$2,637,582	\$2,925,415	\$2,889,811	\$252,229	001	8432
Applications (INF002)	\$5,099,774	\$12,511,421	\$12,511,421	\$6,293,319	\$6,163,191	\$(6,348,230)	001	8433
Service Delivery (INF002)	\$4,058,041	\$0	\$3,143,734	\$0	\$0	\$0	001	8434
Enterprise Operations (INF002)	\$186,332	\$0	\$3,614	\$0	\$0	\$0	001	8435
Infrastructure (INF002)	\$8,650,151	\$13,550,660	\$10,403,312	\$10,348,260	\$10,262,636	\$(3,288,024)	001	8436
Security (INF002)	\$1,199,871	\$1,137,534	\$1,137,534	\$1,149,862	\$1,139,054	\$1,520	001	8437
Information Technology (INF002)	\$(22,989,152)	\$(25,169,154)	\$(25,169,154)	\$(17,126,744)	\$(17,134,893)	\$8,034,261	001	8439
IT Capital Projects (INF006)	\$0	\$1,488,000	\$1,488,000	\$1,700,000	\$1,700,000	\$212,000	404	8595
Subtotal	\$(1,556,410)	\$6,156,043	\$6,156,043	\$5,290,112	\$5,019,799	\$(1,136,244)		

Budget Units

	Prior Year 2022-2023	Adopted Budget 2023-2024	CY Estimate 2023-2024	Requested Budget 2024-2025	Recommended Budget 2024-2025	Recommended Change from Adopted
ITD Administration	\$2,238,573	\$2,637,582	\$2,637,582	\$2,925,415	\$2,889,811	\$252,229
Applications	\$5,099,774	\$12,511,421	\$12,511,421	\$6,293,319	\$6,163,191	\$(6,348,230)
Service Delivery	\$4,058,041	—	\$3,143,734	—	—	—
Enterprise Operations	\$186,332	—	\$3,614	—	—	—
Infrastructure	\$8,650,151	\$13,550,660	\$10,403,312	\$10,348,260	\$10,262,636	\$(3,288,024)
Security	\$1,199,871	\$1,137,534	\$1,137,534	\$1,149,862	\$1,139,054	\$1,520
Information Technology	\$(22,989,152)	\$(25,169,154)	\$(25,169,154)	\$(17,126,744)	\$(17,134,893)	\$8,034,261
IT Capital Projects	—	\$1,488,000	\$1,488,000	\$1,700,000	\$1,700,000	\$212,000
Subtotal	\$(1,556,410)	\$6,156,043	\$6,156,043	\$5,290,112	\$5,019,799	\$(1,136,244)

Adopted FY 2023-24 to Recommended FY 2024-25 Positions

Classification Code	Classification Label	Adopted Budget 2022-2023	Adopted Budget 2023-2024	Recommended Budget 2024-2025	Change
12C43	DEPUTY CHIEF INFORMATION OFFICER	2.00	2.00	2.00	0.00
12E18	CHIEF INFORMATION OFFICER	1.00	1.00	1.00	0.00
14B32	SENIOR PERSONNEL ANALYST	1.00	1.00	1.00	0.00
14C30	MANAGEMENT ANALYST II	2.00	2.00	2.00	0.00
14C31	MANAGEMENT ANALYST III	1.00	1.00	1.00	0.00

Adopted FY 2023-24 to Recommended FY 2024-25 Positions

Classification Code	Classification Label	Adopted Budget 2022-2023	Adopted Budget 2023-2024	Recommended Budget 2024-2025	Change
14H03	PERSONNEL TECHNICIAN- CONFIDENTIAL	1.00	1.00	1.00	0.00
14K52	CHIEF SECURITY OFFICER	1.00	1.00	1.00	0.00
14P20	INFORMATION TECHNOLOGY ARCHITECT	3.00	3.00	3.00	0.00
16C23	INFORMATION TECHNOLOGY SUPERVISOR	0.00	0.00	0.00	0.00
16C43	SOFTWARE ENGINEER I	1.00	1.00	1.00	0.00
16C44	SOFTWARE ENGINEER II	6.00	6.00	6.00	0.00
16C45	SOFTWARE ENGINEER III	17.00	17.00	17.00	0.00
16C54	INFORMATION TECHNOLOGY SYSTEMS ANALYST II	7.00	8.00	9.00	1.00
16C55	INFORMATION TECHNOLOGY SYSTEMS ANALYST III	19.00	19.00	19.00	0.00
16C86	BUSINESS TECHNOLOGY ANALYST I	0.00	0.00	0.00	0.00
16E25	INFORMATION TECHNOLOGY SECURITY ENGINEER III	2.00	2.00	2.00	0.00
16F41	DEPARTMENTAL INFORMATION SYSTEMS MANAGER II	1.00	0.00	0.00	0.00
16G24	GIS ANALYST II	1.00	1.00	1.00	0.00
16G25	GIS ANALYST III	2.00	2.00	2.00	0.00
20B11	ACCOUNTANT II	1.00	1.00	1.00	0.00
20B93	FINANCE MANAGER II	1.00	1.00	1.00	0.00
41N24	NETWORK SYSTEMS ENGINEER II	4.00	5.00	6.00	1.00
41N25	NETWORK SYSTEMS ENGINEER III	4.00	4.00	4.00	0.00
43A21	ENGINEERING AIDE II	1.00	1.00	1.00	0.00
43G01	INFORMATION TECHNOLOGY MANAGER	8.00	9.00	9.00	0.00
43G03	INFORMATION TECHNOLOGY PROJECT MANAGER II	3.00	3.00	3.00	0.00
43G04	INFORMATION TECHNOLOGY PROJECT MANAGER III	3.00	3.00	3.00	0.00
43J05	DEPARTMENTAL INFORMATION SYSTEMS COORDINATOR	1.00	0.00	0.00	0.00
43L41	RADIO COMMUNICATIONS ENGINEER	2.00	2.00	2.00	0.00
43M35	INFORMATION TECHNOLOGY SUPPORT SPECIALIST	7.00	6.00	4.00	(2.00)
70F80	SENIOR STOREKEEPER	1.00	1.00	1.00	0.00
80A99	ADMINISTRATIVE SECRETARY- CONFIDENTIAL	1.00	1.00	1.00	0.00
80E80	PRINCIPAL OFFICE ASSISTANT	2.00	2.00	2.00	0.00
80J30	ACCOUNTING TECHNICIAN	3.00	3.00	3.00	0.00
Total		110.00	110.00	110.00	0.00

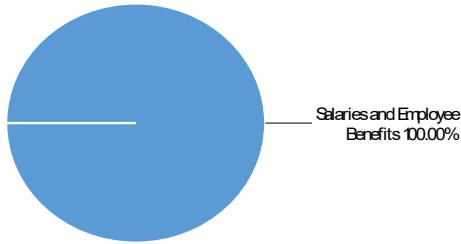
Augmentation Request(s)

Dept	Budget Request Code	Budget Request Name	Ranking Type Name	Net Request	Requested FTE	Recommended Total	Recommended FTE
1930	1930-8595-404-AUG1	AUG-ITDCIP-DataCtrEndOfLife	Capital Improvements	\$-	-	\$-	-
1930	1930-8595-404-AUG2	AUG-ITDCIP-SitePower	Capital Improvements	\$-	-	\$-	-
1930	1930-8595-404-AUG3	AUG-ITDCIP-ZoomPhones	Capital Improvements	\$-	-	\$-	-
1930	1930-8595-404-AUG4	AUG-ITDCIP-NetwEndOfLife	Capital Improvements	\$-	-	\$-	-
1930	1930-8436-001-AUG5	ITD Broadband Project ARPA Rollover	Status Quo Other	\$290,667	-	\$290,667	-
Grand Total				\$290,667	-	\$290,667	-

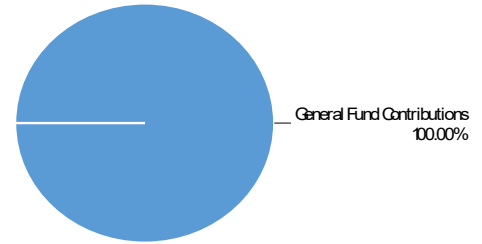
ITD Administration

(Budget Unit 8432—Fund 001—Appropriation Unit INF002)

Use of Funds



Source of Funds



Use of Funds

Expenditures	Prior Year 2022-2023	Adopted Budget 2023-2024	CY Estimate 2023-2024	Requested Budget 2024-2025	Recommended Budget 2024-2025	Recommended Change from Adopted
Salaries and Employee Benefits	\$2,426,516	\$2,834,188	\$2,834,188	\$2,925,415	\$2,889,811	\$55,623
Services and Supplies	\$25,607	\$2,170	\$2,170	—	—	\$(2,170)
Other Charges	\$(213,550)	\$(198,776)	\$(198,776)	—	—	\$198,776
Subtotal	\$2,238,573	\$2,637,582	\$2,637,582	\$2,925,415	\$2,889,811	\$252,229

Source of Funds

Revenues	Prior Year 2022-2023	Adopted Budget 2023-2024	CY Estimate 2023-2024	Requested Budget 2024-2025	Recommended Budget 2024-2025	Recommended Change from Adopted
General Fund Contributions	\$2,238,573	\$2,637,582	\$2,637,582	\$2,925,415	\$2,889,811	\$252,229
Total Source of Funds	\$2,238,573	\$2,637,582	\$2,637,582	\$2,925,415	\$2,889,811	\$252,229

Unit Description

The Administration Division is comprised of Fiscal, Human Resources Management, Project Management and Contracts Management.

Fiscal is responsible for oversight of department finances which includes budget preparation, tracking of actual transactions, and financial forecasting as it relates to both internal department and customer charges. Capital infrastructure needs and asset tracking are also under this section of ITD.

Human Resources partners and collaborates with ITD management to provide diverse talent management and recruitment services, the development and retention of staff, and other HR support services such as benefit coordination.

Project Management provides project and portfolio management for all large scale, multi-disciplined IT infrastructure and application projects. The Project Management Office (PMO) guides projects through the complete project management lifecycle utilizing best practices, and develops tools and processes to foster consistent, repeatable, and measurable project outcomes.

Contracts Management is responsible for processing all contracts and agreements, fleet management, facilities management, and overseeing cable and franchise programs.


Recommended FY 2024-25 Positions

Classification Code	Classification Label	FTE
14B32	SENIOR PERSONNEL ANALYST	1.00
14C30	MANAGEMENT ANALYST II	2.00
14C31	MANAGEMENT ANALYST III	1.00
14H03	PERSONNEL TECHNICIAN- CONFIDENTIAL	1.00
20B11	ACCOUNTANT II	1.00
20B93	FINANCE MANAGER II	1.00
43G03	INFORMATION TECHNOLOGY PROJECT MANAGER II	3.00
43G04	INFORMATION TECHNOLOGY PROJECT MANAGER III	3.00
80J30	ACCOUNTING TECHNICIAN	3.00
Total		16.00

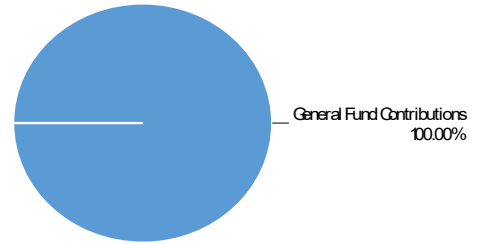
Applications

(Budget Unit 8433—Fund 001—Appropriation Unit INF002)

Use of Funds



Source of Funds



Use of Funds

Expenditures	Prior Year 2022-2023	Adopted Budget 2023-2024	CY Estimate 2023-2024	Requested Budget 2024-2025	Recommended Budget 2024-2025	Recommended Change from Adopted
Salaries and Employee Benefits	\$6,322,144	\$9,284,675	\$9,284,675	\$9,490,105	\$9,359,977	\$75,302
Services and Supplies	\$539,664	\$3,226,746	\$3,226,746	\$3,131,664	\$3,131,664	\$(95,082)
Other Charges	\$(4,123,156)	—	—	\$(6,328,450)	\$(6,328,450)	\$(6,328,450)
Capital Assets	\$2,361,122	—	—	—	—	—
Subtotal	\$5,099,774	\$12,511,421	\$12,511,421	\$6,293,319	\$6,163,191	\$(6,348,230)

Source of Funds

Revenues	Prior Year 2022-2023	Adopted Budget 2023-2024	CY Estimate 2023-2024	Requested Budget 2024-2025	Recommended Budget 2024-2025	Recommended Change from Adopted
Charges for Services	\$7,232	—	—	—	—	—
Subtotal	\$7,232	—	—	—	—	—
General Fund Contributions	\$5,092,542	\$12,511,421	\$12,511,421	\$6,293,319	\$6,163,191	\$(6,348,230)
Total Source of Funds	\$5,099,774	\$12,511,421	\$12,511,421	\$6,293,319	\$6,163,191	\$(6,348,230)

Unit Description

The Applications and Customer Support Division is comprised of Enterprise Applications, Web Services, GIS Services, and Customer and Department Applications Support.

Enterprise Applications provides database administration, software programming, systems consulting, project management, and application administration support for enterprise applications for collaboration, document and records management, data integration warehousing and management, business intelligence and analysis, as well as interdepartmental billing and reporting of ITD services.

Web Services provides development and maintenance of the County’s internal and external website, individual department sites, as well as graphic services and consulting and training services on the tools and techniques for content management, website quality assurance, and web analytics and reporting.

GIS Services provides GIS analytical services and development and maintenance of the County of Monterey’s Geo Database, including

the development of additional layers of specific GIS data and map development for internal and external customers.

Department Applications Support provides database administration, software programming, systems consulting, project management and application administration support services for applications specific to individual County departments.

Customer Support offers a portfolio of IT services that includes desktop management, service desk, and procurement services. These complementary services provide fundamental information technology capabilities vital to our customers.

IT Service Desk serves as a single point of contact for requesting IT services, technical support, and the dissemination of IT systems status and availability information.

Desktop Management provides PC lifecycle management including the planning, acquisition, installation, support, maintenance, and replacement of PC-based hardware and software.

IT Procurement is responsible for providing logistical support and sourcing for IT related goods and services to all County agencies and operating the County's central IT Warehouse facility. In addition, this group oversees the functionality of IT facilities, including backup generators, HVAC, and UPS systems.

Recommended FY 2024-25 Positions

Classification Code	Classification Label	FTE
12C43	DEPUTY CHIEF INFORMATION OFFICER	1.00
14P20	INFORMATION TECHNOLOGY ARCHITECT	1.00
16C43	SOFTWARE ENGINEER I	1.00
16C44	SOFTWARE ENGINEER II	6.00
16C45	SOFTWARE ENGINEER III	17.00

Recommended FY 2024-25 Positions

Classification Code	Classification Label	FTE
16C54	INFORMATION TECHNOLOGY SYSTEMS ANALYST II	8.00
16C55	INFORMATION TECHNOLOGY SYSTEMS ANALYST III	8.00
16G24	GIS ANALYST II	1.00
16G25	GIS ANALYST III	2.00
43G01	INFORMATION TECHNOLOGY MANAGER	5.00
43M35	INFORMATION TECHNOLOGY SUPPORT SPECIALIST	1.00
70F80	SENIOR STOREKEEPER	1.00
Total		52.00

Service Delivery

(Budget Unit 8434—Fund 001—Appropriation Unit INF002)

Use of Funds

Intentionally Left Blank

Source of Funds

Intentionally Left Blank

Use of Funds

Expenditures	Prior Year 2022-2023	Adopted Budget 2023-2024	CY Estimate 2023-2024	Requested Budget 2024-2025	Recommended Budget 2024-2025	Recommended Change from Adopted
Salaries and Employee Benefits	\$3,969,039	—	\$3,143,734	—	—	—
Services and Supplies	\$89,001	—	—	—	—	—
Subtotal	\$4,058,041	—	\$3,143,734	—	—	—

Source of Funds

Revenues	Prior Year 2022-2023	Adopted Budget 2023-2024	CY Estimate 2023-2024	Requested Budget 2024-2025	Recommended Budget 2024-2025	Recommended Change from Adopted
Charges for Services	\$6,511	—	—	—	—	—
Subtotal	\$6,511	—	—	—	—	—
General Fund Contributions	\$4,051,530	—	\$3,143,734	—	—	—
Total Source of Funds	\$4,058,041	—	\$3,143,734	—	—	—

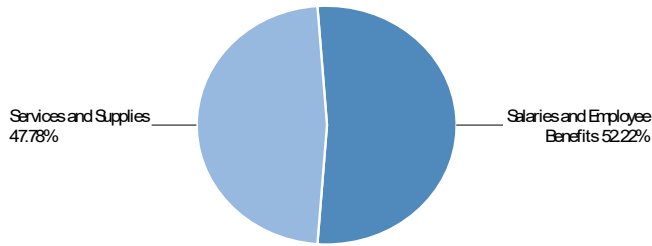
Unit Description

Department has discontinued use of this unit. Staff and duties have been split between Units 8433 and 8436.

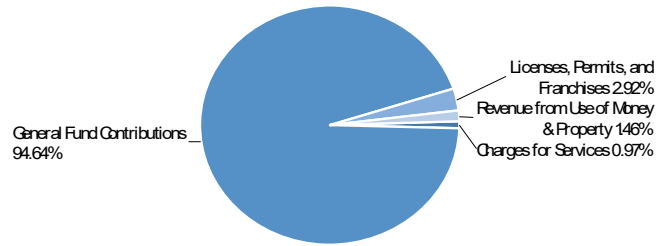
Infrastructure

(Budget Unit 8436—Fund 001—Appropriation Unit INF002)

Use of Funds



Source of Funds



Use of Funds

Expenditures	Prior Year 2022-2023	Adopted Budget 2023-2024	CY Estimate 2023-2024	Requested Budget 2024-2025	Recommended Budget 2024-2025	Recommended Change from Adopted
Salaries and Employee Benefits	\$4,392,267	\$6,563,720	\$3,416,372	\$6,509,615	\$6,423,991	\$(139,729)
Services and Supplies	\$5,182,082	\$6,986,940	\$6,986,940	\$5,877,752	\$5,877,752	\$(1,109,188)
Other Charges	\$(3,190,224)	—	—	\$(2,039,107)	\$(2,039,107)	\$(2,039,107)
Capital Assets	\$2,266,026	—	—	—	—	—
Subtotal	\$8,650,151	\$13,550,660	\$10,403,312	\$10,348,260	\$10,262,636	\$(3,288,024)

Source of Funds

Revenues	Prior Year 2022-2023	Adopted Budget 2023-2024	CY Estimate 2023-2024	Requested Budget 2024-2025	Recommended Budget 2024-2025	Recommended Change from Adopted
Licenses, Permits, and Franchises	\$861,538	\$300,000	\$300,000	\$300,000	\$300,000	—
Revenue from Use of Money & Property	\$60,454	\$150,000	\$150,000	\$150,000	\$150,000	—
Charges for Services	\$546,881	\$100,000	\$100,000	\$100,000	\$100,000	—
Miscellaneous Revenues	\$204	—	—	—	—	—
Subtotal	\$1,469,077	\$550,000	\$550,000	\$550,000	\$550,000	—
General Fund Contributions	\$7,181,073	\$13,000,660	\$9,853,312	\$9,798,260	\$9,712,636	\$(3,288,024)
Total Source of Funds	\$8,650,151	\$13,550,660	\$10,403,312	\$10,348,260	\$10,262,636	\$(3,288,024)

Unit Description

The Infrastructure and Operations Division is comprised of Network Services, Systems and Operations, Unified Communication and Collaboration and Radio Communications. This division provides critical technology capabilities essential for the County’s business needs, which include network, voice, video, data center, public safety radio, and microwave services.

Network Services is responsible for building and supporting a secure, reliable, and scalable local and wide-area network. It offers an IP (Internet Protocol) converged platform to support existing and emerging technologies.

Unified Communication and Collaboration provides voice and video collaboration services and support for County Board of Supervisors meetings and broadcasting services.

Systems and Operations provides support and maintenance of the County’s on-premises and cloud-based data center and systems including servers, storage, data backup and restore, and critical systems support.

Radio Communications provides end-to-end radio services, radio tower and site management, and microwave backhaul services with a focus on serving regional public safety agencies.

Recommended FY 2024-25 Positions

Classification Code	Classification Label	FTE
12C43	DEPUTY CHIEF INFORMATION OFFICER	1.00
14P20	INFORMATION TECHNOLOGY ARCHITECT	2.00
16C54	INFORMATION TECHNOLOGY SYSTEMS ANALYST II	1.00
16C55	INFORMATION TECHNOLOGY SYSTEMS ANALYST III	11.00
41N24	NETWORK SERVICES ENGINEER II	6.00
41N25	NETWORK SERVICES ENGINEER III	4.00

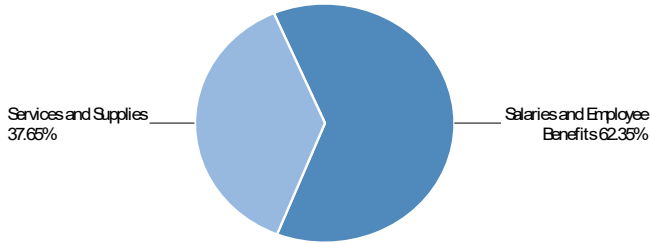
Recommended FY 2024-25 Positions

Classification Code	Classification Label	FTE
43A21	ENGINEERING AIDE II	1.00
43G01	INFORMATION TECHNOLOGY MANAGER	4.00
43L41	RADIO COMMUNICATIONS ENGINEER	2.00
43M35	INFORMATION TECHNOLOGY SUPPORT SPECIALIST	3.00
Total		35.00

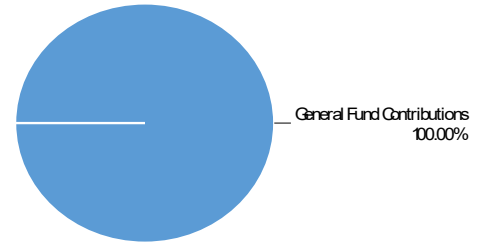
Security

(Budget Unit 8437—Fund 001—Appropriation Unit INF002)

Use of Funds



Source of Funds



Use of Funds

Expenditures	Prior Year 2022-2023	Adopted Budget 2023-2024	CY Estimate 2023-2024	Requested Budget 2024-2025	Recommended Budget 2024-2025	Recommended Change from Adopted
Salaries and Employee Benefits	\$681,244	\$693,928	\$693,928	\$720,956	\$710,148	\$16,220
Services and Supplies	\$222,278	\$443,606	\$443,606	\$428,906	\$428,906	\$(14,700)
Capital Assets	\$296,350	—	—	—	—	—
Subtotal	\$1,199,871	\$1,137,534	\$1,137,534	\$1,149,862	\$1,139,054	\$1,520

Source of Funds

Revenues	Prior Year 2022-2023	Adopted Budget 2023-2024	CY Estimate 2023-2024	Requested Budget 2024-2025	Recommended Budget 2024-2025	Recommended Change from Adopted
General Fund Contributions	\$1,199,871	\$1,137,534	\$1,137,534	\$1,149,862	\$1,139,054	\$1,520
Total Source of Funds	\$1,199,871	\$1,137,534	\$1,137,534	\$1,149,862	\$1,139,054	\$1,520

Unit Description

Information Security assists County business with assuring the availability of their information by guiding County businesses in how to properly manage the security risks to their information assets, actively monitoring those assets for compromise, and leading the effective business recovery of information assets that have been compromised.

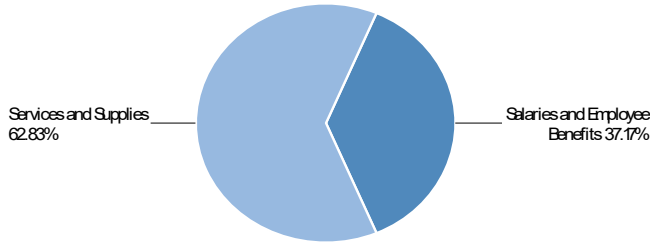
Recommended FY 2024-25 Positions

Classification Code	Classification Label	FTE
14K52	CHIEF SECURITY OFFICER	1.00
16E25	INFORMATION TECHNOLOGY SECURITY ENGINEER III	2.00
Total		3.00

Information Technology

(Budget Unit 8439—Fund 001—Appropriation Unit INF002)

Use of Funds



Source of Funds

Intentionally Left Blank

Use of Funds

Expenditures	Prior Year 2022-2023	Adopted Budget 2023-2024	CY Estimate 2023-2024	Requested Budget 2024-2025	Recommended Budget 2024-2025	Recommended Change from Adopted
Salaries and Employee Benefits	\$1,094,975	\$1,175,851	\$1,175,851	\$1,205,302	\$1,197,153	\$21,302
Services and Supplies	\$970,588	\$1,814,761	\$1,814,761	\$2,023,514	\$2,023,514	\$208,753
Other Charges	\$(25,822,015)	\$(28,159,766)	\$(28,159,766)	\$(20,355,560)	\$(20,355,560)	\$7,804,206
Capital Assets	\$767,300	—	—	—	—	—
Subtotal	\$(22,989,152)	\$(25,169,154)	\$(25,169,154)	\$(17,126,744)	\$(17,134,893)	\$8,034,261

Source of Funds

Revenues	Prior Year 2022-2023	Adopted Budget 2023-2024	CY Estimate 2023-2024	Requested Budget 2024-2025	Recommended Budget 2024-2025	Recommended Change from Adopted
Charges for Services	\$(51,729)	—	—	—	—	—
Subtotal	\$(51,729)	—	—	—	—	—
General Fund Contributions	\$(22,937,422)	\$(25,169,154)	\$(25,169,154)	\$(17,126,744)	\$(17,134,893)	\$8,034,261
Total Source of Funds	\$(22,989,152)	\$(25,169,154)	\$(25,169,154)	\$(17,126,744)	\$(17,134,893)	\$8,034,261

Unit Description

The Information Technology Unit is in place to account for costs not directly related to any of the other specific Organizational Units. Executive management costs are captured here, as well as certain facility expenses.

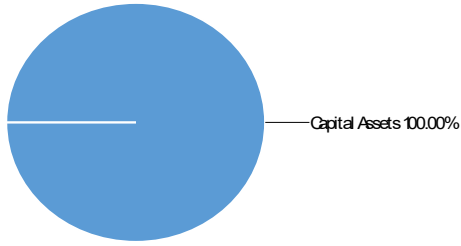
Recommended FY 2024-25 Positions

Classification Code	Classification Label	FTE
12E18	CHIEF INFORMATION OFFICER	1.00
80A99	ADMINISTRATIVE SECRETARY- CONFIDENTIAL	1.00
80E80	PRINCIPAL OFFICE ASSISTANT	2.00
Total		4.00

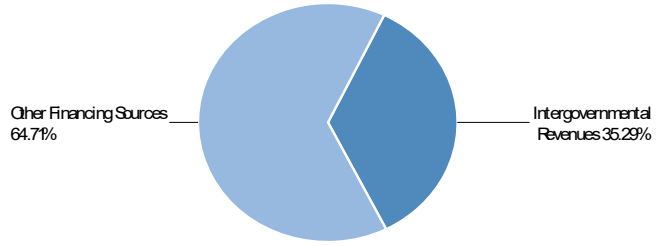
IT Capital Projects

(Budget Unit 8595—Fund 404—Appropriation Unit INF006)

Use of Funds



Source of Funds



Use of Funds

Expenditures	Prior Year 2022-2023	Adopted Budget 2023-2024	CY Estimate 2023-2024	Requested Budget 2024-2025	Recommended Budget 2024-2025	Recommended Change from Adopted
Capital Assets	—	\$1,488,000	\$1,488,000	\$1,700,000	\$1,700,000	\$212,000
Subtotal	—	\$1,488,000	\$1,488,000	\$1,700,000	\$1,700,000	\$212,000

Source of Funds

Revenues	Prior Year 2022-2023	Adopted Budget 2023-2024	CY Estimate 2023-2024	Requested Budget 2024-2025	Recommended Budget 2024-2025	Recommended Change from Adopted
Intergovernmental Revenues	—	—	—	\$600,000	\$600,000	\$600,000
Other Financing Sources	—	\$1,488,000	\$1,488,000	\$1,100,000	\$1,100,000	\$(388,000)
Subtotal	—	\$1,488,000	\$1,488,000	\$1,700,000	\$1,700,000	\$212,000
Fund Balance	—	—	—	—	—	—
General Fund Contributions	—	—	—	—	—	—
Total Source of Funds	—	\$1,488,000	\$1,488,000	\$1,700,000	\$1,700,000	\$212,000

Unit Description

The ITD Capital Projects Unit was created in FY 2023-24 to track and manage ITD Capital Improvement Program (CIP) projects funded by the ITD Assignment Fund.

District Attorney

Departmental Overview:

Under the leadership of District Attorney Jeannine M. Pacioni, the District Attorney's Office attends the courts and conducts all local criminal prosecutions as required by Government Code Section 26500. The Office of the District Attorney consists of attorneys, investigators, legal support staff and victim advocates. The main office is in Salinas adjacent to the Superior Courts, with branch offices in Monterey and King City.

Programs and Functions:

FAMILY JUSTICE CENTER

The District Attorney's Office launched the very first Family Justice Center (FJC) in the County, Holding on to Hope, which opened on April 1, 2024 in King City. The mission of a FJC is to provide one place for victims of domestic violence, sexual assault, child abuse, elder abuse, and human trafficking to receive services from both non-profit and governmental agencies in order to break generational violence. FJCs co-locate, coordinate, and integrate services so that survivors and their children travel to fewer places and tell their stories fewer times. South Monterey County historically had less access to these essential services previously available in Salinas.

TRUANCY ABATEMENT PROGRAM (TAP)

The program has led to a notable rise in individual mediation hearings at school sites due to a steady increase in truancy referrals. Early intervention and heightened collaboration between TAP, schools, and families have yielded positive outcomes, with the vast majority of students improving their regular attendance with an appropriate school program, as well as an increase in the high school graduation rate compared to the statewide rate.

Department's Contribution to County of Monterey's Strategic Initiatives:

ADMINISTRATION


The Office of the District Attorney is one of the most financially efficient Offices in the State, having a unit cost per case almost half the State average.

HEALTH AND HUMAN SERVICES

The Office of the District Attorney ensures the highest quality of life in the County through environmental law enforcement.

PUBLIC SAFETY

The Office promotes justice, ensuring that the rights of victims are upheld by treating them with dignity, respect and compassion. The Office aggressively and fairly prosecutes those who violate the law.



District Attorney

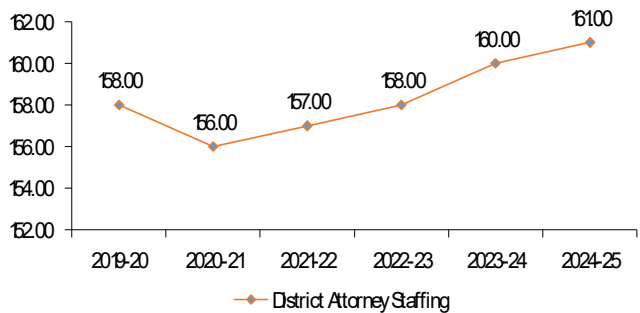
Operating Budget: \$38,331,000
Positions (FTEs): 161.00

Jeannine M. Pacioni
District Attorney

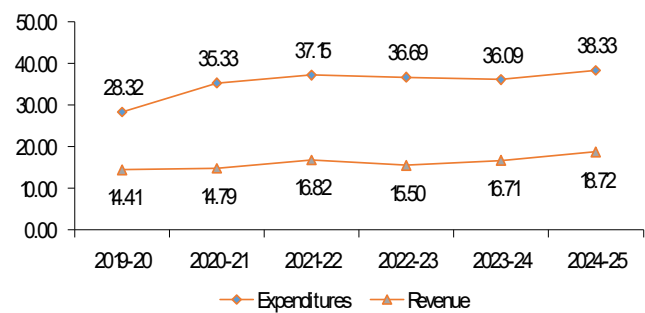
Civil

Criminal

Staffing Trends



Expenditure/Revenue History (in millions)

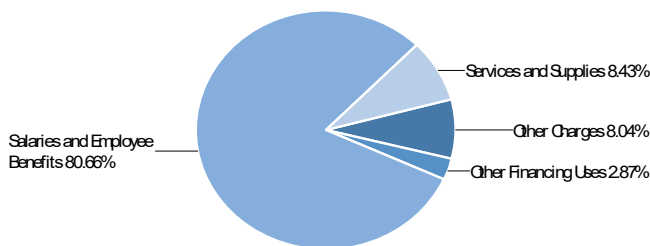


Performance Measures

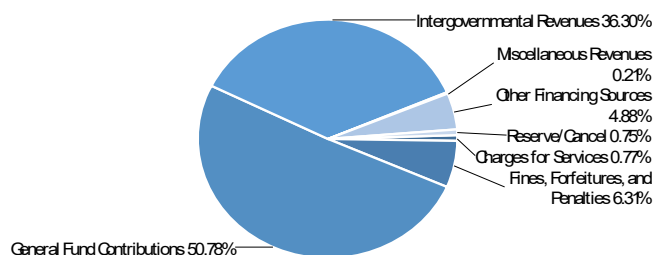
The improved drop-out rates of Monterey County demonstrate our improvements in case management. Some of our schools use a GPA of 1.0 to graduate, state govt uses 2.0. The net County cost, as compared to the cases filed, demonstrates our efficiency, to other comparable DA offices.

Key Performance Measures	2021-22 Actual	2022-23 Actual	2023-24 Mid-Year
Truancy: Number of Active Cases Monitored	7,411	9,547	10,664
Truancy: Monterey County Graduation Rate	86%	90.40%	NA
Truancy: California Graduation Rate	87.40%	88.70%	NA
Efficiency: District Attorney net county cost per case filed with courts	\$1,500	NA	NA
Efficiency: California Counties (Other DAs) net county cost per case with courts	\$2,140	NA	NA

Use of Funds



Source of Funds



Use of Funds

Expenditures	Prior Year 2022-2023	Adopted Budget 2023-2024	CY Estimate 2023-2024	Requested Budget 2024-2025	Recommended Budget 2024-2025	Recommended Change from Adopted
Salaries and Employee Benefits	\$27,457,486	\$33,106,519	\$27,876,006	\$31,538,767	\$30,888,500	\$(2,218,019)
Services and Supplies	\$3,888,021	\$3,606,672	\$3,523,175	\$3,226,427	\$3,226,427	\$(380,245)
Other Charges	\$4,315,533	\$3,489,099	\$3,531,257	\$3,080,573	\$3,080,573	\$(408,526)
Capital Assets	\$85,484	\$30,000	\$104,898	\$35,500	\$35,500	\$5,500
Other Financing Uses	\$947,960	\$1,055,000	\$1,055,000	\$1,100,000	\$1,100,000	\$45,000
Subtotal	\$36,694,484	\$41,287,290	\$36,090,336	\$38,981,267	\$38,331,000	\$(2,956,290)

Source of Funds

Revenues	Prior Year 2022-2023	Adopted Budget 2023-2024	CY Estimate 2023-2024	Requested Budget 2024-2025	Recommended Budget 2024-2025	Recommended Change from Adopted
Fines, Forfeitures, and Penalties	\$1,553,174	\$3,836,529	\$1,750,714	\$2,438,657	\$2,438,657	\$(1,397,872)
Revenue from Use of Money & Property	\$164	\$108	\$484	\$160	\$160	\$52
Intergovernmental Revenues	\$11,612,379	\$13,043,246	\$12,432,200	\$14,017,925	\$14,017,925	\$974,679
Charges for Services	\$278,377	\$528,484	\$271,874	\$296,302	\$296,302	\$(232,182)
Miscellaneous Revenues	\$175,722	\$155,548	\$155,600	\$81,600	\$81,600	\$(73,948)
Other Financing Sources	\$1,875,493	\$2,097,633	\$2,097,633	\$1,884,410	\$1,884,410	\$(213,223)
Subtotal	\$15,495,310	\$19,661,548	\$16,708,505	\$18,719,054	\$18,719,054	\$(942,494)
Fund Balance	\$113,456	—	—	—	—	—
General Fund Contributions	\$21,085,718	\$21,625,742	\$19,381,831	\$19,973,902	\$19,323,635	\$(2,302,107)
Reserves/Cancel	—	—	—	\$288,311	\$288,311	\$288,311
Total Source of Funds	\$36,694,484	\$41,287,290	\$36,090,336	\$38,981,267	\$38,331,000	\$(2,956,290)

Summary of Recommendation

The Recommended Budget for the Office of the District Attorney is \$38,331,000 financed by \$18,719,054 in revenue and a general fund contribution (GFC) of \$19,323,635 and \$288,311 in departmental restricted revenues. The Recommended Budget reflects cost of living and benefit increases for staff, offset by a significant vacancy rate.

The Recommended Budget includes an augmentation for Management Analyst II financed by AB109 Public Safety Realignment to assist with Racial Justice Act mandates by conducting research to determine whether the justice system exhibited bias against a defendant's race, ethnicity or national origin. The Recommended Budget includes a total of 161 FTEs.

Budget Impacts

The Recommended Budget maintains the status quo with FY 2023-24.

Prior Year Accomplishments

The Criminal Unit successfully prosecuted many high-profile cases during the year including murder, gang crimes, and sexual assaults. The defendant who committed the first-degree murder of Salinas Police Department Officer Jorge David Alvarado was successfully prosecuted by the District Attorney's Office and was sentenced to life without the possibility of parole in November 2023.

The District Attorney's Office created a Cold Case Homicide Unit in June of 2020 without any general fund contributions. The Unit has

secured four murder convictions at jury trial and six additional suspects are pending trial, four for murder and two for sexual assault. The Unit solved an additional murder case, but the suspect is now deceased. The Unit also identified three previously unknown victims of homicide through DNA analysis. Three additional homicides have been submitted for filing review and three others are nearing submission for review. The oldest case successfully prosecuted so far occurred in 1981. The use of DNA technology in our investigations is very expensive. Our office was able to secure a federal grant in the amount of \$535,000. This grant will allow our team to work on 45 unsolved homicide cases.

In 2023, the District Attorney's Office worked with the Child Advocacy Center to create two new phone applications for law enforcement, as well as Social Services, schools, and medical personnel, to assist with the investigation and handling of child and adult sexual assault cases. The phone applications provide critical resources at users fingertips such as necessary phone numbers, step-by-step guides, CAL OES forms, and other manuals that assist individuals who are in the field directly interacting with victims and their families. The goal of the phone applications is to ensure information is readily accessible and to create an integrated approach to the handling of such serious cases.

In 2021, District Attorney Jeannine M. Pacioni created the Monterey County Multi-Cultural Council (MCMCC), whose mission is to seek fair and equal justice, ensure open communications, and guarantee inclusive community participation in the criminal justice system. The council is comprised of diverse community leaders from throughout the County including representatives from LULAC, AAPI, NAACP, LGBTQ+, Faith, Veteran, Mental Health, Crisis, and Middle Eastern constituencies. In October 2023, MCMCC facilitated bringing the Red Door Projects Evolve Experience to the County. The Evolve Experience is a training which brings together people from varying backgrounds and beliefs to work together to address the crucial social issues of race and policing, and the lack of trust between the community and the justice system. The Evolve Experience presents real lived experiences from law enforcement officers, judicial leaders and communities of color, and leverages them to foster conversation and to stimulate a greater capacity for the self-awareness, compassion and curiosity needed to bridge the divides in today's society.

Additionally in 2021 the District Attorney's Office created our Conviction Review Unit. This Unit reviews claims of actual innocence, convictions due to materially false evidence, and requests for reduced sentences based on rehabilitative efforts to ensure that justice is served.

The DUI Vertical Prosecution Unit is a grant funded unit entering its 13th year in existence. With funding from the Office of Traffic Safety the DUI Vertical Prosecution Unit is comprised of specially trained and focused members who take on the most serious and complex DUI crimes in the County. The Unit's success was recently recognized by way of additional grant funding allowing for growth. In just the last two years the DUI Vertical Prosecution Unit has grown from one

single prosecutor to manage every felony DUI crime to two experienced senior prosecutors and an experienced traffic crimes investigator.

The Civil Unit successfully enforced consumer and environmental protection laws. In 2023, the Unit resolved cases related to unfair competition, false advertising, water pollution, pesticide exposure, asbestos exposure, and hazardous waste violations. From 2017 through 2023, the unit received settlements averaging more than \$2.04 million per year, which protects consumers and our environment, and ensures a level playing field for businesses.

Odie and Norma Jean, the office facility dogs, continue to assist child and adult victims in their time of need as they navigate our court system.

Budget Year Goals

To closely monitor the financial status of the department throughout the year, continue to develop the new Family Justice Center and provide resources as needed. Identify financial challenges in the coming year, including possible salary increases, which call for vigilance and financial flexibility.

Pending Issues

DIGITAL EVIDENCE: The Office continues to seek solutions to process an ever-increasing quantity of digital evidence resulting from more law enforcement agencies using body cameras and the increased prevalence of surveillance videos. Obtaining, reviewing and providing this evidence to defense counsel are challenges for District Attorney Offices statewide.

CRIMINAL JUSTICE REFORM: The legislature continues to pass many criminal justice reform measures that apply retroactively to cases adjudicated years ago, imposing unfunded State mandates that result in higher workloads absorbed by existing staff. The Office receives petitions from defendants requesting relief who are not eligible under the law, necessitating substantial time and effort to demonstrate their ineligibility to the court. Other times relief requires litigation to determine whether the new law applies to a defendant.

RACIAL JUSTICE ACT: Any inmate currently serving a term of imprisonment in state prison or county jail may now petition for relief, if the inmate believes that racial bias or animus was exhibited in his or her conviction. This is a vast number of cases that were formerly final, but can now be reopened with minimal evidence. In January 2025, race blind charging will be required by statute. This law requires new technology and the Office is working to select and implement a solution. Affordability is an acute issue.

Policy Considerations

There are no Policy Considerations

Appropriation Expenditure Detail

	Prior Year 2022-2023	Adopted Budget 2023-2024	CY Estimate 2023-2024	Requested Budget 2024-2025	Recommended Budget 2024-2025	Recommended Change from Adopted	Fund Code	Budget Unit Code
Civil (DIS001)	\$4,395,547	\$5,366,979	\$3,875,866	\$4,154,884	\$4,029,842	\$(1,337,137)	001	8062
Criminal (DIS001)	\$31,180,431	\$34,399,286	\$30,806,486	\$33,288,211	\$32,765,755	\$(1,633,531)	001	8063
Criminal (DIS002)	\$831,413	\$1,055,000	\$1,055,000	\$1,100,000	\$1,100,000	\$45,000	022	8063
King City (DIS001)	\$287,093	\$466,025	\$352,984	\$438,172	\$435,403	\$(30,622)	001	8573
Subtotal	\$36,694,484	\$41,287,290	\$36,090,336	\$38,981,267	\$38,331,000	\$(2,956,290)		

Budget Units

	Prior Year 2022-2023	Adopted Budget 2023-2024	CY Estimate 2023-2024	Requested Budget 2024-2025	Recommended Budget 2024-2025	Recommended Change from Adopted
Civil	\$4,395,547	\$5,366,979	\$3,875,866	\$4,154,884	\$4,029,842	\$(1,337,137)
Criminal	\$32,011,844	\$35,454,286	\$31,861,486	\$34,388,211	\$33,865,755	\$(1,588,531)
King City	\$287,093	\$466,025	\$352,984	\$438,172	\$435,403	\$(30,622)
Subtotal	\$36,694,484	\$41,287,290	\$36,090,336	\$38,981,267	\$38,331,000	\$(2,956,290)

Adopted FY 2023-24 to Recommended FY 2024-25 Positions

Classification Code	Classification Label	Adopted Budget 2022-2023	Adopted Budget 2023-2024	Recommended Budget 2024-2025	Change
10B04	DISTRICT ATTORNEY	1.00	1.00	1.00	0.00
12A03	CHIEF ASSISTANT DISTRICT ATTORNEY	1.00	1.00	1.00	0.00
12A04	ASSISTANT DISTRICT ATTORNEY	4.00	4.00	4.00	0.00
14C30	MANAGEMENT ANALYST II	1.00	1.00	2.00	1.00
14C70	ADMINISTRATIVE SERVICES ASSISTANT	0.00	1.00	1.00	0.00
14C75	ADMINISTRATIVE ASSISTANT TO DISTRCT ATTORNEY	1.00	1.00	1.00	0.00
14C87	VICTIM/WITNESS ASSISTANCE PROGRAM MANAGER	1.00	1.00	1.00	0.00
14G02	MANAGEMENT ANALYST I	0.00	0.00	1.00	1.00
14K60	CHIEF DISTRICT ATTORNEY INVESTIGATOR	1.00	1.00	1.00	0.00
20B10	ACCOUNTANT I	1.00	1.00	1.00	0.00
20B11	ACCOUNTANT II	1.00	1.00	1.00	0.00
20B12	ACCOUNTANT III	2.00	2.00	2.00	0.00
20B93	FINANCE MANAGER II	1.00	1.00	1.00	0.00
34A20	DISTRICT ATTORNEY INVESTIGATOR I	5.00	5.00	5.00	0.00
34A22	DISTRICT ATTORNEY INVESTIGATOR III	21.00	21.00	21.00	0.00
34A80	DISTRICT ATTORNEY INVESTIGATIVE CAPTAIN	2.00	2.00	2.00	0.00
34G10	INVESTIGATIVE AIDE	6.00	6.00	6.00	0.00
39C01	LEGAL ASSISTANT	4.00	4.00	4.00	0.00
39D31	DEPUTY DISTRICT ATTORNEY IV	55.00	54.00	53.00	(1.00)
39D32	CHIEF DEPUTY DISTRICT ATTORNEY	0.00	1.00	1.00	0.00
43G05	DIGITAL FORENSIC INVESTIGATOR	1.00	1.00	1.00	0.00
43J05	DEPARTMENTAL INFORMATION SYSTEMS COORDINATOR	0.00	1.00	1.00	0.00
60K02	VICTIM ASSISTANCE ADVOCATE	10.00	10.00	10.00	0.00
60K03	VICTIM/WITNESS ASSISTANCE PROGRAM COORDINATOR	1.00	2.00	2.00	0.00

Adopted FY 2023-24 to Recommended FY 2024-25 Positions

Classification Code	Classification Label	Adopted Budget 2022-2023	Adopted Budget 2023-2024	Recommended Budget 2024-2025	Change
80B11	LEGAL TYPIST	7.00	7.00	7.00	0.00
80B22	LEGAL SECRETARY II	28.00	24.00	24.00	0.00
80B24	SUPERVISING LEGAL SECRETARY	3.00	3.00	3.00	0.00
80B26	LEGAL SECRETARY III	0.00	3.00	3.00	0.00
Total		158.00	160.00	161.00	1.00

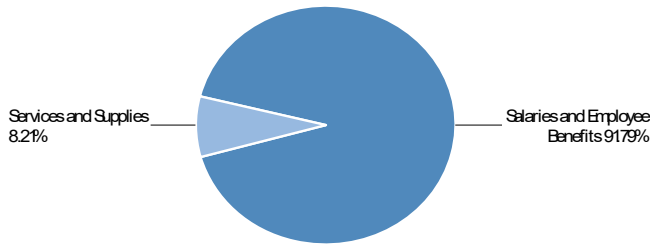
Augmentation Request(s)

Dept	Budget Request Code	Budget Request Name	Ranking Type Name	Net Request	Requested FTE	Recommend ed Total	Recommend ed FTE
2240	2240-8063-001- AUG1	Management Analyst II	Request New Position	\$-	1.00		1.00
Grand Total				\$-	1.00	\$-	1.00

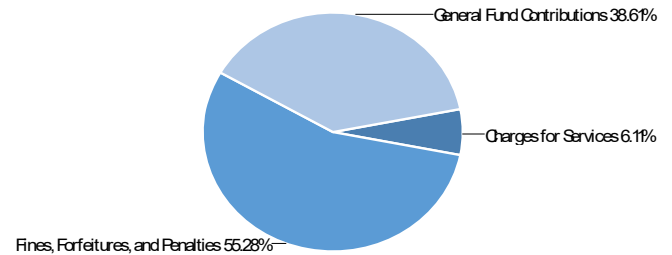
Civil

(Budget Unit 8062—Fund 001—Appropriation Unit DIS001)

Use of Funds



Source of Funds



Use of Funds

Expenditures	Prior Year 2022-2023	Adopted Budget 2023-2024	CY Estimate 2023-2024	Requested Budget 2024-2025	Recommended Budget 2024-2025	Recommended Change from Adopted
Salaries and Employee Benefits	\$3,472,598	\$4,710,305	\$3,277,334	\$3,842,592	\$3,717,550	\$(992,755)
Services and Supplies	\$637,457	\$716,674	\$618,532	\$332,292	\$332,292	\$(384,382)
Other Charges	\$253,425	\$(60,000)	\$(20,000)	\$(20,000)	\$(20,000)	\$40,000
Capital Assets	\$32,067	—	—	—	—	—
Subtotal	\$4,395,547	\$5,366,979	\$3,875,866	\$4,154,884	\$4,029,842	\$(1,337,137)

Source of Funds

Revenues	Prior Year 2022-2023	Adopted Budget 2023-2024	CY Estimate 2023-2024	Requested Budget 2024-2025	Recommended Budget 2024-2025	Recommended Change from Adopted
Fines, Forfeitures, and Penalties	\$1,313,761	\$3,336,694	\$1,664,600	\$2,227,657	\$2,227,657	\$(1,109,037)
Charges for Services	\$246,062	\$490,000	\$232,794	\$246,302	\$246,302	\$(243,698)
Subtotal	\$1,559,823	\$3,826,694	\$1,897,394	\$2,473,959	\$2,473,959	\$(1,352,735)
General Fund Contributions	\$2,835,724	\$1,540,285	\$1,978,472	\$1,680,925	\$1,555,883	\$15,598
Total Source of Funds	\$4,395,547	\$5,366,979	\$3,875,866	\$4,154,884	\$4,029,842	\$(1,337,137)

Unit Description

The Consumer Protection Unit handles both civil and criminal enforcement including cases involving unfair business practices and false advertising, fraud in telemarketing and mail solicitation, price gouging, pyramid schemes, real estate and mortgage fraud, fraudulent investment transactions, securities drug and healthcare claims, warranties, sweepstakes, insurance packing, internet auctions and purchases, and schemes targeting senior citizens or immigrant communities.

The Environmental Protection Unit enforces laws to protect the local environment. Cases involve hazardous material and waste violations, pollution, and other areas that impact the health of the community. The successful conclusion of consumer and environmental cases often involve collaboration with multiple agencies or counties throughout the State.

The Cannabis Prosecution Unit enforces State and local regulations to ensure a level playing field and protect the industry from competition

from illegal cannabis. These regulations protect consumers, the environment, and revenue.

Recommended FY 2024-25 Positions

Classification Code	Classification Label	FTE
12A04	ASSISTANT DISTRICT ATTORNEY	1.00
20B12	ACCOUNTANT III	2.00
34A22	DISTRICT ATTORNEY INVESTIGATOR III	6.00
34A80	DISTRICT ATTORNEY INVESTIGATIVE CAPTAIN	1.00

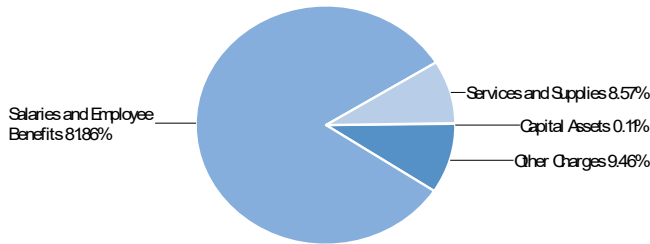
Recommended FY 2024-25 Positions

Classification Code	Classification Label	FTE
39C01	LEGAL ASSISTANT	1.00
39D31	DEPUTY DISTRICT ATTORNEY IV	6.00
39D32	CHIEF DEPUTY DISTRICT ATTORNEY	1.00
80B22	LEGAL SECRETARY II	2.00
	Total	20.00

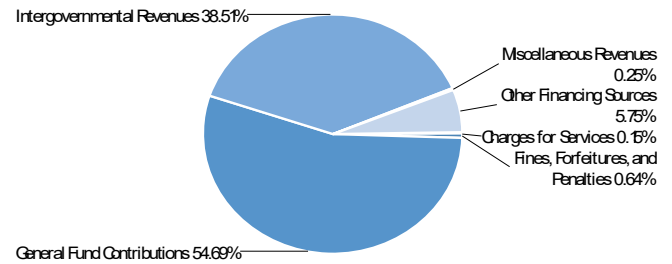
Criminal

(Budget Unit 8063—Fund 001—Appropriation Unit DIS001)

Use of Funds



Source of Funds



Use of Funds

Expenditures	Prior Year 2022-2023	Adopted Budget 2023-2024	CY Estimate 2023-2024	Requested Budget 2024-2025	Recommended Budget 2024-2025	Recommended Change from Adopted
Salaries and Employee Benefits	\$23,848,738	\$28,035,626	\$24,353,071	\$27,343,238	\$26,820,782	\$(1,214,844)
Services and Supplies	\$3,106,855	\$2,784,561	\$2,803,867	\$2,808,900	\$2,808,900	\$24,339
Other Charges	\$4,067,108	\$3,549,099	\$3,544,650	\$3,100,573	\$3,100,573	\$(448,526)
Capital Assets	\$41,182	\$30,000	\$104,898	\$35,500	\$35,500	\$5,500
Other Financing Uses	\$116,547	—	—	—	—	—
Subtotal	\$31,180,431	\$34,399,286	\$30,806,486	\$33,288,211	\$32,765,755	\$(1,633,531)

Source of Funds

Revenues	Prior Year 2022-2023	Adopted Budget 2023-2024	CY Estimate 2023-2024	Requested Budget 2024-2025	Recommended Budget 2024-2025	Recommended Change from Adopted
Fines, Forfeitures, and Penalties	\$238,913	\$499,835	\$86,114	\$211,000	\$211,000	\$(288,835)
Revenue from Use of Money & Property	\$164	\$108	\$484	\$160	\$160	\$52
Intergovernmental Revenues	\$10,787,730	\$11,833,149	\$11,317,200	\$12,617,925	\$12,617,925	\$784,776
Charges for Services	\$32,316	\$38,484	\$39,080	\$50,000	\$50,000	\$11,516
Miscellaneous Revenues	\$32,425	\$55,548	\$55,600	\$81,600	\$81,600	\$26,052
Other Financing Sources	\$1,875,493	\$2,097,633	\$2,097,633	\$1,884,410	\$1,884,410	\$(213,223)
Subtotal	\$12,967,041	\$14,524,757	\$13,596,111	\$14,845,095	\$14,845,095	\$320,338
General Fund Contributions	\$18,213,391	\$19,874,529	\$17,210,375	\$18,443,116	\$17,920,660	\$(1,953,869)
Total Source of Funds	\$31,180,431	\$34,399,286	\$30,806,486	\$33,288,211	\$32,765,755	\$(1,633,531)

Unit Description

County discretionary revenues fund approximately 55% of core functions, including prosecution of crimes such as murder, sexual assault, gang crimes, robbery, burglary, felony assault, felony theft, juvenile crimes and all misdemeanor crimes. The other 45% of revenues come from grants and non-GFC sources designated for civil and environmental cases, various types of specialty fraud prosecutions, and crimes committed in the two prisons. The Office reviews over 15,000 cases for filing per year.

The prosecutorial functions of the District Attorney also include, but are not limited to, acting as legal advisor to the Grand Jury, both civil

and criminal, and assisting them in their investigations when requested; working with the United States Attorney to co-prosecute cases in the federal courts; investigating and prosecuting violations of the open meeting laws (Brown Act); reviewing and responding to writs and appeals and extraditions; investigating and prosecuting white collar crimes; conducting commitment and sanity proceedings; investigating public corruption matters involving government officials; undertaking “conflict of interest” criminal investigations for law enforcement agencies, and responding to various County departments as well as municipal departments throughout the County to handle potential criminal violations within their departments and agencies. The District Attorney also attends and advocates at lifer hearings (inmates sentenced to life in prison who are eligible for

parole within the discretion of the Board of Parole Hearings) throughout the State multiple times per month.

Recommended FY 2024-25 Positions

Classification Code	Classification Label	FTE
10B04	DISTRICT ATTORNEY	1.00
12A03	CHIEF ASSISTANT DISTRICT ATTORNEY	1.00
12A04	ASSISTANT DISTRICT ATTORNEY	3.00
14C30	MANAGEMENT ANALYST II	2.00
14C70	ADMINISTRATIVE SERVICES ASSISTANT	1.00
14C75	ADMINISTRATIVE ASSISTANT TO DISTRICT ATTORNEY	1.00
14C87	VICTIM/WITNESS ASSISTANCE PROGRAM MANAGER	1.00
14G02	MANAGEMENT ANALYST I	1.00
14K60	CHIEF DISTRICT ATTORNEY INVESTIGATOR	1.00
20B10	ACCOUNTANT I	1.00
20B11	ACCOUNTANT II	1.00
20B93	FINANCE MANAGER II	1.00
34A20	DISTRICT ATTORNEY INVESTIGATOR I	5.00

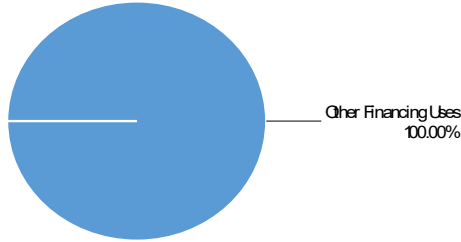
Recommended FY 2024-25 Positions

Classification Code	Classification Label	FTE
34A22	DISTRICT ATTORNEY INVESTIGATOR III	15.00
34A80	DISTRICT ATTORNEY INVESTIGATIVE CAPTAIN	1.00
34G10	INVESTIGATIVE AIDE	6.00
39C01	LEGAL ASSISTANT	3.00
39D31	DEPUTY DISTRICT ATTORNEY IV	47.00
43G05	DIGITAL FORENSIC INVESTIGATOR	1.00
43J05	DEPARTMENTAL INFORMATION SYSTEMS COORDINATOR	1.00
60K02	VICTIM ASSISTANCE ADVOCATE	9.00
60K03	VICTIM/WITNESS ASSISTANCE PROGRAM COORDINATOR	1.00
80B11	LEGAL TYPIST	7.00
80B22	LEGAL SECRETARY II	21.00
80B24	SUPERVISING LEGAL SECRETARY	3.00
80B26	LEGAL SECRETARY III	3.00
Total		138.00

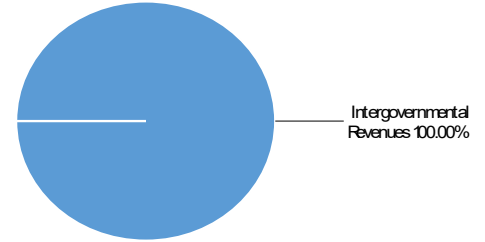
Criminal

(Budget Unit 8063—Fund 022—Appropriation Unit DIS002)

Use of Funds



Source of Funds



Use of Funds

Expenditures	Prior Year 2022-2023	Adopted Budget 2023-2024	CY Estimate 2023-2024	Requested Budget 2024-2025	Recommended Budget 2024-2025	Recommended Change from Adopted
Other Financing Uses	\$831,413	\$1,055,000	\$1,055,000	\$1,100,000	\$1,100,000	\$45,000
Subtotal	\$831,413	\$1,055,000	\$1,055,000	\$1,100,000	\$1,100,000	\$45,000

Source of Funds

Revenues	Prior Year 2022-2023	Adopted Budget 2023-2024	CY Estimate 2023-2024	Requested Budget 2024-2025	Recommended Budget 2024-2025	Recommended Change from Adopted
Intergovernmental Revenues	\$717,957	\$1,055,000	\$1,055,000	\$1,100,000	\$1,100,000	\$45,000
Subtotal	\$717,957	\$1,055,000	\$1,055,000	\$1,100,000	\$1,100,000	\$45,000
Fund Balance	\$113,456	—	—	—	—	—
General Fund Contributions	\$(0)	—	—	—	—	—
Total Source of Funds	\$831,413	\$1,055,000	\$1,055,000	\$1,100,000	\$1,100,000	\$45,000

Unit Description


The FY 2011-12 State budget enacted a shift or "realignment" of State program responsibilities and revenues to local governments. To support the various realigned criminal justice, mental health, and social services programs, the Legislature passed Assembly Bill 118 (Chapter 40, Statutes of 2011). AB 118 created the new Local

Revenue Fund 2011, in which a portion of State sales tax and vehicle license fee revenues are deposited, and provided an accounting structure. For transparency in reporting, the County established Fund 022 to account for all public safety realignment revenues related to the Local Revenue Fund. Operating transfers occur between the General Fund and Fund 022 for realigned programs' payments.

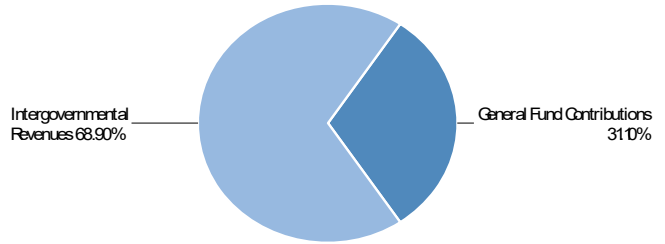
King City

(Budget Unit 8573—Fund 001—Appropriation Unit DIS001)

Use of Funds



Source of Funds



Use of Funds

Expenditures	Prior Year 2022-2023	Adopted Budget 2023-2024	CY Estimate 2023-2024	Requested Budget 2024-2025	Recommended Budget 2024-2025	Recommended Change from Adopted
Salaries and Employee Benefits	\$136,150	\$360,588	\$245,601	\$352,937	\$350,168	\$(10,420)
Services and Supplies	\$143,709	\$105,437	\$100,776	\$85,235	\$85,235	\$(20,202)
Other Charges	\$(5,000)	—	\$6,607	—	—	—
Capital Assets	\$12,234	—	—	—	—	—
Subtotal	\$287,093	\$466,025	\$352,984	\$438,172	\$435,403	\$(30,622)

Source of Funds

Revenues	Prior Year 2022-2023	Adopted Budget 2023-2024	CY Estimate 2023-2024	Requested Budget 2024-2025	Recommended Budget 2024-2025	Recommended Change from Adopted
Fines, Forfeitures, and Penalties	\$500	—	—	—	—	—
Intergovernmental Revenues	\$106,692	\$155,097	\$60,000	\$300,000	\$300,000	\$144,903
Miscellaneous Revenues	\$143,298	\$100,000	\$100,000	—	—	\$(100,000)
Subtotal	\$250,490	\$255,097	\$160,000	\$300,000	\$300,000	\$44,903
General Fund Contributions	\$36,603	\$210,928	\$192,984	\$138,172	\$135,403	\$(75,525)
Total Source of Funds	\$287,093	\$466,025	\$352,984	\$438,172	\$435,403	\$(30,622)

Unit Description

The Family Justice Center opened April 1, 2024 in King City to provide effective, efficient, meaningful and compassionate services to victims of domestic violence, sexual assault, human trafficking, child abuse, and their children. No one agency or organization can possibly address all the needs of survivors. Family Justice Centers and other co-located, multidisciplinary models provide the structure and the foundation to offer flexible, holistic services that can meet the needs of victims and survivors where they are.

The King City office serves victims of crime by providing a full time Spanish speaking victims advocate and legal secretary and working collaboratively with other non-profit service providers who are also Spanish speaking. The office provides essential services for residents in South County. Victims and their families can access services,

including short and long term crisis intervention, without traveling to Salinas or receiving services over the phone. Having a center in South County helps establish trust so that victims feel safe and comfortable in seeking services.

Recommended FY 2024-25 Positions

Classification Code	Classification Label	FTE
60K02	VICTIM ASSISTANCE ADVOCATE	1.00
60K03	VICTIM/WITNESS ASSISTANCE PROGRAM COORDINATOR	1.00
80B22	LEGAL SECRETARY II	1.00
Total		3.00

Child Support Services

Departmental Overview: Monterey County Department of Child Support Services (DCSS) is funded with 66% federal and 34% State funds. DCSS puts children first by helping parents provide for the economic and social well-being, health, and stability of their children. All parents, regardless of income or immigration status, are eligible for services.

Programs and Functions: The primary purpose of DCSS is enforcement and collection of child support for families. A wide variety of activities are undertaken to achieve these objectives: locating parents and their assets; establishing parentage, including genetic testing of parents and children; obtaining court-ordered child support and health insurance coverage; modifying orders; and enforcement of current and past due support obligations.

Department's Contributions to County of Monterey's Strategic Initiatives:

ADMINISTRATION

DCSS is committed to cost-effectiveness, continuous improvement, and setting standards for greater accountability. Customer survey results help to provide excellent customer service.


HEALTH AND HUMAN SERVICES

Child support payments ensure children receive the financial support they need, helping to reduce child poverty and improving outcomes for children. Child support is one of the largest sources of income for families in poverty; having that additional source of income on a regular basis helps enhance the quality of life and wellness of those families.

PUBLIC SAFETY

Studies show parents who pay child support are more likely to increase their involvement in their children's lives. As a result, children who have both parents involved are less likely to engage in substance abuse, be incarcerated, have a teen pregnancy, and achieve better results in school.

S
U
P
P
O
R
T
I
N
G



Monterey County's
children

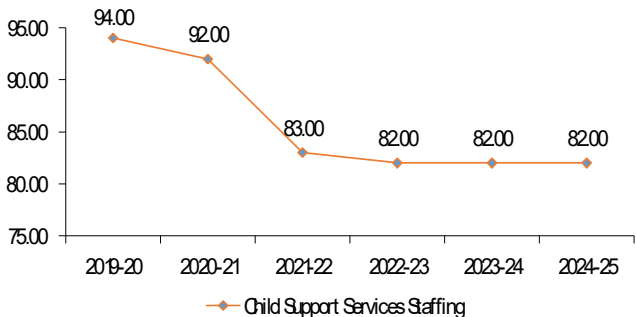
Child Support Services

Operating Budget: \$12,242,938
Positions (FTEs): 82.00

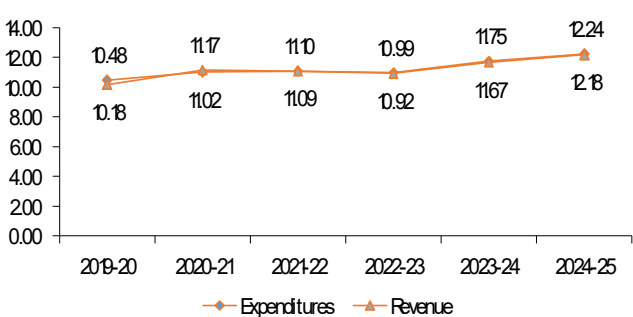
Darrell McGowan
Director

Child Support Services

Staffing Trends



Expenditure/Revenue History (in millions)

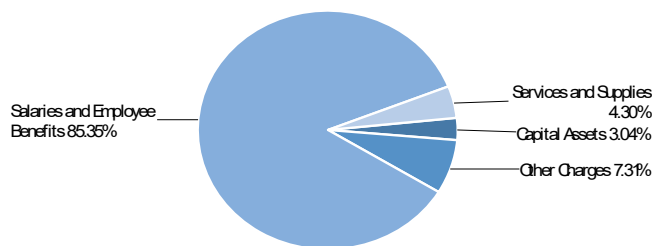


Performance Measures

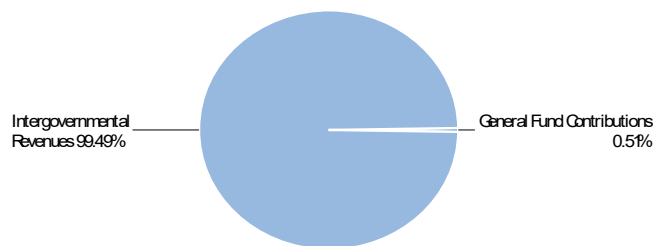
The performance measures are directly aligned with the mission of the child support program and meeting these goals each year results in increased services to customers, greater dollars collected, and optimization of federal incentive dollars.

Key Performance Measures	2021-22 Actual	2022-23 Actual	2023-24 Mid-Year
Number of Outreach events provided to the community. Target = 75	75	72	44
Customer Survey Satisfaction Rate, Meeting Very Good or above Target = 95%	96%	96%	94%
Collections Distributed (in millions) target = \$42.0	\$44.70	\$43.90	\$21.53
Cost Effectiveness (collections compared to expenditures) Target = \$3.68	\$4.33	\$4.27	\$4.27

Use of Funds



Source of Funds



Use of Funds

Expenditures	Prior Year 2022-2023	Adopted Budget 2023-2024	CY Estimate 2023-2024	Requested Budget 2024-2025	Recommended Budget 2024-2025	Recommended Change from Adopted
Salaries and Employee Benefits	\$9,367,160	\$10,352,018	\$9,954,029	\$10,579,745	\$10,449,312	\$97,294
Services and Supplies	\$557,933	\$644,954	\$605,216	\$525,997	\$525,997	\$(118,957)
Other Charges	\$699,098	\$813,909	\$815,025	\$895,327	\$895,327	\$81,418
Capital Assets	\$365,539	\$352,813	\$372,195	\$372,302	\$372,302	\$19,489
Subtotal	\$10,989,730	\$12,163,694	\$11,746,465	\$12,373,371	\$12,242,938	\$79,244

Source of Funds

Revenues	Prior Year 2022-2023	Adopted Budget 2023-2024	CY Estimate 2023-2024	Requested Budget 2024-2025	Recommended Budget 2024-2025	Recommended Change from Adopted
Revenue from Use of Money & Property	\$19,081	—	—	—	—	—
Intergovernmental Revenues	\$10,905,165	\$12,084,859	\$11,667,630	\$12,310,550	\$12,180,117	\$95,258
Charges for Services	\$15	—	—	—	—	—
Subtotal	\$10,924,260	\$12,084,859	\$11,667,630	\$12,310,550	\$12,180,117	\$95,258
General Fund Contributions	\$65,469	\$78,835	\$78,835	\$62,821	\$62,821	\$(16,014)
Total Source of Funds	\$10,989,730	\$12,163,694	\$11,746,465	\$12,373,371	\$12,242,938	\$79,244

Summary of Recommendation

The Recommended Budget for the Department of Child Support Services (DCSS) is \$12,242,938 which is funded with State and federal funds based on reimbursement of claimed expenditures. Appropriations increase \$79,244 from the FY 2023-24 Adopted Budget, mainly due to increase in employee salaries and benefits and cost plan charges. The general fund contribution (GFC) of \$62,821 covers cost such as non-recoverable general liability and other non-Title IV-D cost that are deemed unallowable and are not reimbursable by the State.

As required by legislation effective January 1, 2000, this budget will be submitted to the State for approval.

Budget Impacts

No budget impacts.

Prior Year Accomplishments

With a caseload of slightly over 12,750 cases, DCSS distributed over \$43.9 million in child support payments during the federal fiscal year

2023. Delivering consistent and reliable child support payments helps reduce poverty and promotes family self-sufficiency in vulnerable households.

The Department continues to have high collection totals while reviewing and streamlining its processes, placing the Department in highest State rankings for the federally mandated collection-to-cost performance measure, collecting \$3.89 for every dollar spent.

The Department continues to set standards for greater accountability and creates an annual business plan, which results in higher performance attainment. Performance measurements are implemented for every employee, and these measurements are utilized in monthly and quarterly coaching and the annual evaluation process.

Continued with a process of providing customers the opportunity to provide feedback through surveys, social media, and emails. This process enabled the Department to review current practices for any efficiency gaps. Customers continue to take advantage of the Department's self-check-in PC's available in the lobby which reduces wait times to two minutes or less to be helped by their case manager.

Provided information about the program, such as parentage adjudication and the establishment and enforcement of child support,

through outreach programs at schools and community events. Public service announcements and direct mailings to those in need of services continue.

Embraced the shared services concept and continued an agreement with the Ventura County Department of Child Support Services, at no cost, to answer non-emergency telephone calls. This process allowed staff to focus on the more complex issues for quick resolutions.

To help decrease workers' compensation costs and focus on employee wellness, the Department has an ongoing internal safety committee. The committee's purpose is to help educate staff regarding health and safety issues and identify potential safety issues and be proactive in addressing them.

Budget Year Goals

Increase the frequency and reliability of child support payments for families, so they can depend on this important source of income.

Increase in all federal and State performance measures with emphasis on collections distributed to families and cost efficiency for delivery of service.

Continue to provide quality service to customers.

Use best practices and innovation so families and children receive the optimal amount of child support and health insurance coverage.

Use racial equity tools when applicable to analyze and improve policies and practices.

Continue to have a proactive outreach program with emphasis on collaboration with other County departments and community organizations. Continue to increase outreach in remote communities.

Leverage technology to increase effectiveness and efficiency.

Review cost saving opportunities and sharing of services with child support agencies in other counties.

Develop and retain employees by providing ongoing professional and personal development courses through the County's Learning Management System, the Employee Wellness Program, and other internal and external courses.

Pending Issues

There are no pending issues.

Policy Considerations

There are no policy considerations.

Appropriation Expenditure Detail

	Prior Year 2022-2023	Adopted Budget 2023-2024	CY Estimate 2023-2024	Requested Budget 2024-2025	Recommended Budget 2024-2025	Recommended Change from Adopted	Fund Code	Budget Unit Code
Child Support Services (CHI001)	\$10,989,730	\$12,163,694	\$11,746,465	\$12,373,371	\$12,242,938	\$79,244	001	8018
Subtotal	\$10,989,730	\$12,163,694	\$11,746,465	\$12,373,371	\$12,242,938	\$79,244		

Budget Units

	Prior Year 2022-2023	Adopted Budget 2023-2024	CY Estimate 2023-2024	Requested Budget 2024-2025	Recommended Budget 2024-2025	Recommended Change from Adopted
Child Support Services	\$10,989,730	\$12,163,694	\$11,746,465	\$12,373,371	\$12,242,938	\$79,244
Subtotal	\$10,989,730	\$12,163,694	\$11,746,465	\$12,373,371	\$12,242,938	\$79,244

Adopted FY 2023-24 to Recommended FY 2024-25 Positions

Classification Code	Classification Label	Adopted Budget 2022-2023	Adopted Budget 2023-2024	Recommended Budget 2024-2025	Change
11A26	DIRECTOR OF CHILD SUPPORT SERVICES	1.00	1.00	1.00	0.00
14C30	MANAGEMENT ANALYST II	1.00	1.00	1.00	0.00
14C31	MANAGEMENT ANALYST III	0.00	0.00	0.00	0.00
14K62	DEPUTY DIRECTOR CHILD SUPPORT SERVICES	1.00	1.00	1.00	0.00
20B11	ACCOUNTANT II	1.00	1.00	1.00	0.00
20B95	FINANCE MANAGER I	1.00	1.00	1.00	0.00
25C18	CHILD SUPPORT ASSISTANT II	5.00	5.00	5.00	0.00
25C23	CHILD SUPPORT OFFICER II	40.00	40.00	40.00	0.00
25C24	CHILD SUPPORT OFFICER III	8.00	8.00	8.00	0.00
25C81	SUPERVISING CHILD SUPPORT OFFICER	5.00	5.00	5.00	0.00

Adopted FY 2023-24 to Recommended FY 2024-25 Positions

Classification Code	Classification Label	Adopted Budget 2022-2023	Adopted Budget 2023-2024	Recommended Budget 2024-2025	Change
25C82	CHILD SUPPORT PERFORMANCE SPECIALIST	1.00	1.00	1.00	0.00
34G21	CIVIL PROCESS SERVER	1.00	1.00	1.00	0.00
34G22	SENIOR CIVIL PROCESS SERVER	1.00	1.00	1.00	0.00
39A47	CHIEF CHILD SUPPORT ATTORNEY	1.00	1.00	1.00	0.00
39D36	CHILD SUPPORT ATTORNEY IV	3.00	3.00	3.00	0.00
70F21	COURIER	1.00	1.00	1.00	0.00
80B22	LEGAL SECRETARY II	1.00	1.00	1.00	0.00
80D23	LEGAL PROCESS CLERK	1.00	1.00	1.00	0.00
80E21	OFFICE ASSISTANT II	1.00	1.00	1.00	0.00
80E80	PRINCIPAL OFFICE ASSISTANT	1.00	1.00	1.00	0.00
80J20	ACCOUNTING CLERICAL SUPERVISOR	1.00	1.00	1.00	0.00
80J21	ACCOUNT CLERK	3.00	3.00	3.00	0.00
80J22	SENIOR ACCOUNT CLERK	1.00	1.00	1.00	0.00
80J30	ACCOUNTING TECHNICIAN	2.00	2.00	2.00	0.00
Total		82.00	82.00	82.00	0.00



This page intentionally left blank.

Public Defender

Department Overview:

Through the Office of the Public Defender and Office of the Alternate Defender, the department provides representation to indigent adult and juvenile individuals who cannot afford an attorney in criminal and limited civil matters. A strong and fully funded Public Defender is essential to protecting the rights of all and ensures balance throughout the criminal justice system. Public Defenders utilize the therapeutic courts to reduce recidivism by channeling non-violent offenders through Drug Court, DUI Court, Veterans Court, and mental health diversion programs. Development of alliances with justice partners to expand holistic programming is essential to the success of all residents.

Programs and Functions:

CRIMINAL UNIT

The core function of the Public Defender is to defend indigent individuals accused of committing crimes. Misdemeanor offenses include, but are not limited to, shoplifting, driving under the influence, drug possession, and assault and battery. Felony matters include, but are not limited to, murder, sex crimes, gang-related offenses, Three Strikes, embezzlement, fraud, domestic violence, and first-degree burglary. The juvenile division represents youth in delinquency, felony and misdemeanor matters and pairs their educational, mental health, and social needs with County and State resources. The department handles approximately 11,000 criminal cases per year.

CIVIL UNIT

Mental Health Division cases include, but are not limited to, criminal matters, probate, and conservatorships to ensure clients health and finances are protected. These individuals are some of our most vulnerable clients. The Post Sentence Relief Division assists individuals with record expungement services, obtaining certificates of rehabilitation, and applying for pardons to enable them to successfully reenter the community as productive members of society. The immigration attorney provides critical information for immigration neutral plea negotiations, dispositions, and sentencing for Public Defender and Alternate Defender non-citizen clients.

Department's Contribution to County of Monterey's Strategic Initiatives:

HEALTH AND HUMAN SERVICES

Protecting the mental and physical health of youth and adults unable to care for themselves by asserting their right to effective assistance of counsel in criminal and limited civil court divisions and utilizing a holistic approach by providing potential referrals to healthcare, education, and behavioral health services.

PUBLIC SAFETY

Protecting and defending the right to live in a society free of and safe from unlawful State interference, by vigorously defending individual rights and providing post relief services.

ECONOMIC DEVELOPMENT

Collaborating with Public Safety partners to keep clients in nonviolent cases out of custody and in the workforce to avoid unnecessary disruptions to employment, housing, and treatment.



Public Defender

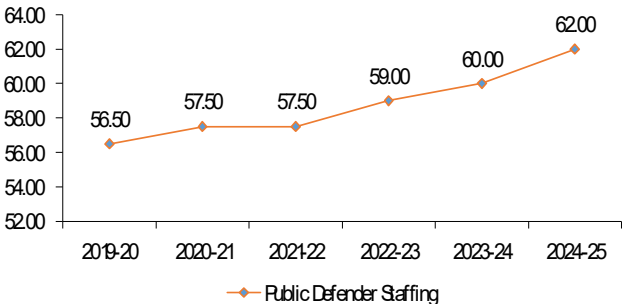
Operating Budget: \$20,553,907
Positions (FTEs): 62.00

Susan E. Chapman
Public Defender

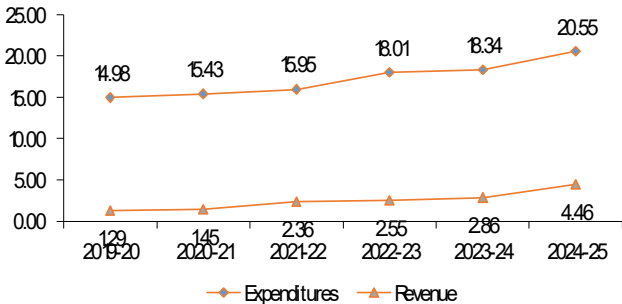
Alternate Defender's Office

Public Defender

Staffing Trends



Expenditure/Revenue History (in millions)

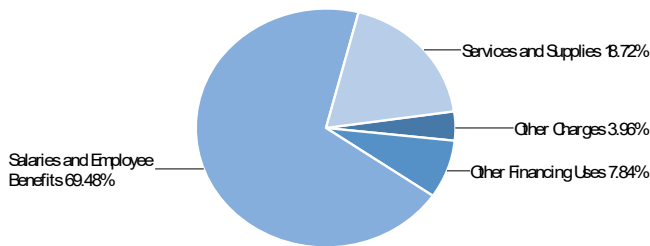


Performance Measures

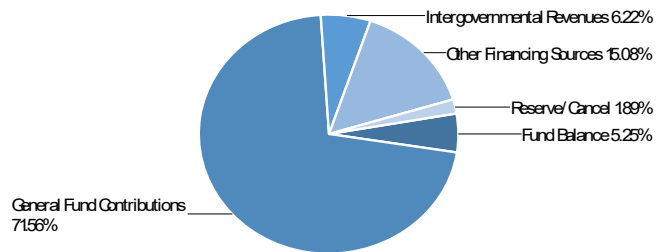
The Public Defender provides legal assistance to individuals charged with a crime who are financially unable to retain private counsel. This also includes mental health, juvenile court, state prison matters, and post sentence relief.

Key Performance Measures	2021-22 Actual	2022-23 Actual	2023-24 Mid-Year
Number of new felony matters handled. Target = 1,578	2,371	2,459	1,055
Number of new misdemeanor matters handled. Target = 2,400	7,786	7,485	3,273
Number of new juvenile matters handled. Target = 420	657	584	256
Number of new mental health matters handled. Target = 100	124	104	216
Number of new prison matters handled. Target = 150	318	296	108
Number of new post-sentence relief matters handled. Target = 175	115	339	152

Use of Funds



Source of Funds



Use of Funds

Expenditures	Prior Year 2022-2023	Adopted Budget 2023-2024	CY Estimate 2023-2024	Requested Budget 2024-2025	Recommended Budget 2024-2025	Recommended Change from Adopted
Salaries and Employee Benefits	\$12,567,091	\$13,085,917	\$13,085,917	\$14,988,073	\$14,280,568	\$1,194,651
Services and Supplies	\$3,931,165	\$3,848,404	\$3,813,404	\$3,848,431	\$3,848,431	\$27
Other Charges	\$1,473,443	\$1,012,202	\$1,047,202	\$814,347	\$814,347	\$(197,855)
Capital Assets	\$36,207	—	—	—	—	—
Other Financing Uses	—	\$696,489	\$393,910	\$1,610,561	\$1,610,561	\$914,072
Subtotal	\$18,007,906	\$18,643,012	\$18,340,433	\$21,261,412	\$20,553,907	\$1,910,895

Source of Funds

Revenues	Prior Year 2022-2023	Adopted Budget 2023-2024	CY Estimate 2023-2024	Requested Budget 2024-2025	Recommended Budget 2024-2025	Recommended Change from Adopted
Intergovernmental Revenues	\$1,745,542	\$1,131,718	\$1,462,520	\$1,302,483	\$1,302,483	\$170,765
Charges for Services	\$24	\$500	\$500	\$525	\$525	\$25
Other Financing Sources	\$799,845	\$1,695,808	\$1,393,229	\$3,453,840	\$3,159,676	\$1,463,868
Subtotal	\$2,545,411	\$2,828,026	\$2,856,249	\$4,756,848	\$4,462,684	\$1,634,658
Fund Balance	\$(516,076)	\$251,721	\$(50,858)	\$1,099,078	\$1,099,078	\$847,357
General Fund Contributions	\$15,978,571	\$15,563,265	\$15,535,042	\$15,009,201	\$14,595,860	\$(967,405)
Reserves/Cancel	—	—	—	\$396,285	\$396,285	\$396,285
Total Source of Funds	\$18,007,906	\$18,643,012	\$18,340,433	\$21,261,412	\$20,553,907	\$1,910,895

Summary of Recommendation

The Recommended Budget for the department is \$20,553,907, financed by \$4,462,684 in anticipated program revenue, \$14,595,860 in General Fund Contributions (GFC), \$396,285 in departmental restricted revenue and \$1,099,078 departmental fund balance. The budget reflects a reduction associated with the expiration of a Board of State and Community Corrections (BSCC) grant. The Department experienced higher costs due to wage adjustments, negotiated salaries, and pension contributions.

The Recommended Budget includes \$665,388 in augmentations for a 1.0 FTE Public Defender Investigator III, a 1.0 FTE Deputy Public Defender IV attorney position, and a 1.0 FTE Management Analyst III financed by AB109 Public Safety Realignment monies. These positions ensure the continuity of services to indigent clients in the trial courts. The Recommended Budget includes a total of 62.0 FTEs.

Budget Impacts

The Recommended Budget allows the Department to increase current service levels to County indigent clients. Additional staffing allows the Public Defender to expand its holistic services.

The passage of recent legislation will require additional extensive research, case history reviews, and potential resentencing hearings in serious felony cases as well as additional resources for mental health diversion matters. These are time intensive cases that involve written motions, hearings, and writ petitions, creating additional demands on the Department's staff and resources. The addition of investigators and attorneys will help alleviate the strain on the Department in providing services to County residents.

The Department continues to face key challenges with the number of special circumstance cases and cases involving charges carrying life sentences. Updated technology also has increased the time necessary to properly represent the client. Development of new holistic programming to assist clients will continue to impact the budget.

Funding for these potential service costs is not included in the Recommended Budget.

Prior Year Accomplishments

The Budget Act of 2020 (Senate Bill 74) established the Indigent Defense Grant Program and allocated funding administered by the BSCC. The County of Monterey Public Defender was one of a select group of counties awarded monies under this program. The grant funding allowed the Department to provide over 500 hours of training for attorneys, investigators, and legal support staff.

The Budget Act of 2021 (Senate Bill 129) established the Public Defense Pilot Program and allocated funding administered by the BSCC. The Department was awarded monies under this program for a Deputy Public Defender IV position and attendant litigation costs of post-conviction proceedings under Penal Code sections 1170(d), 1170.95, 1473.7, and 3051.

Funding from these grants will be depleted by the end of fiscal year 2025. These funds were used to provide extensive training to attorneys and investigators, update the case management system, and provide legal services pursuant to recent legislative mandates.

Budget Year Goals

Care Court will be established no later than December 2024 in Monterey County. It is anticipated the Public Defender will provide legal services and holistic representation for individuals participating in this valuable program.

The Department will expand post sentence relief and holistic services throughout the County utilizing targeted general fund dollars and

grant funding. Partnerships with Justice Partners will limit duplication of services and assist in identifying areas of need.

Invest in staff development to meet the evolving 21st century workforce. The Department will continue to facilitate in-house training, specialized training for attorneys to meet mandated legal education requirements and partner with outside organizations for additional training to provide opportunities for staff to engage in professional development throughout the fiscal year.

Pending Issues

The Department continues to incur additional costs for mandated services without corresponding long term funding.

Passage of recent legislation has significantly increased the workload of the Public Defender, including, but not limited to, AB 600 which allows judges to resentencing individuals under prescribed circumstances; and AB 1118 which expands the ability of an individual to raise Racial Justice Act claims on appeal sending the cases back to the trial courts.

Care Court/Holistic Expansion: The Department is expanding civil related services to develop additional programming focusing on the whole person. The Social Worker internship program will be expanded to better provide outreach services related to mental health, employment, housing, and substance use. The Department continues to prioritize growth in services to underserved areas of the County and strengthen partnerships with justice partners and community outreach organizations.

Policy Considerations

There are no policy considerations.

Appropriation Expenditure Detail

	Prior Year 2022-2023	Adopted Budget 2023-2024	CY Estimate 2023-2024	Requested Budget 2024-2025	Recommended Budget 2024-2025	Recommended Change from Adopted	Fund Code	Budget Unit Code
Alternate Defenders Office (PUB001)	\$2,754,819	\$3,049,807	\$3,049,807	\$3,066,424	\$3,063,010	\$13,203	001	8168
Public Defender (PUB001)	\$15,253,087	\$14,896,716	\$14,896,716	\$16,584,427	\$15,880,336	\$983,620	001	8169
Public Defender (PUB002)	\$0	\$696,489	\$393,910	\$1,610,561	\$1,610,561	\$914,072	022	8169
Subtotal	\$18,007,906	\$18,643,012	\$18,340,433	\$21,261,412	\$20,553,907	\$1,910,895		

Budget Units

	Prior Year 2022-2023	Adopted Budget 2023-2024	CY Estimate 2023-2024	Requested Budget 2024-2025	Recommended Budget 2024-2025	Recommended Change from Adopted
Alternate Defenders Office	\$2,754,819	\$3,049,807	\$3,049,807	\$3,066,424	\$3,063,010	\$13,203
Public Defender	\$15,253,087	\$15,593,205	\$15,290,626	\$18,194,988	\$17,490,897	\$1,897,692
Subtotal	\$18,007,906	\$18,643,012	\$18,340,433	\$21,261,412	\$20,553,907	\$1,910,895

Adopted FY 2023-24 to Recommended FY 2024-25 Positions

Classification Code	Classification Label	Adopted Budget 2022-2023	Adopted Budget 2023-2024	Recommended Budget 2024-2025	Change
11A18	PUBLIC DEFENDER	1.00	1.00	1.00	0.00
12A06	CHIEF ASSISTANT PUBLIC DEFENDER	1.00	1.00	1.00	0.00
12C11	ASSISTANT PUBLIC DEFENDER	1.00	2.00	2.00	0.00
14C30	MANAGEMENT ANALYST II	2.00	2.00	2.00	0.00
14C31	MANAGEMENT ANALYST III	0.00	0.00	1.00	1.00
20B10	ACCOUNTANT I	1.00	1.00	1.00	0.00
20B95	FINANCE MANAGER I	1.00	1.00	1.00	0.00
34D40	PUBLIC DEFENDER INVESTIGATOR III	6.00	6.00	7.00	1.00
34D78	CHIEF PUBLIC DEFENDER INVESTIGATOR	1.00	1.00	1.00	0.00
39P31	DEPUTY PUBLIC DEFENDER IV	26.00	26.00	27.00	1.00
39P35	CHIEF DEPUTY PUBLIC DEFENDER	4.00	4.00	3.00	(1.00)
60B21	PSYCHIATRIC SOCIAL WORKER II	1.00	1.00	1.00	0.00
80A99	ADMINISTRATIVE SECRETARY- CONFIDENTIAL	1.00	1.00	1.00	0.00
80B22	LEGAL SECRETARY	9.00	9.00	9.00	0.00
80B23	SENIOR LEGAL SECRETARY	1.00	0.00	0.00	0.00
80B24	SUPERVISING LEGAL SECRETARY	1.00	1.00	1.00	0.00
80B26	LEGAL SECRETARY III	0.00	1.00	1.00	0.00
80E21	OFFICE ASSISTANT II	1.00	0.00	0.00	0.00
80E22	OFFICE ASSISTANT III	0.00	1.00	1.00	0.00
80J21	ACCOUNT CLERK	1.00	1.00	1.00	0.00
Total		59.00	60.00	62.00	2.00


Augmentation Request(s)

Dept	Budget Request Code	Budget Request Name	Ranking Type Name	Net Request	Requested FTE	Recommend ed Total	Recommend ed FTE
2270	2270-8169-001- AUG1	PDO-DPD IV AB109	New Mandated Program/Service w/ Outside Funding	\$-	1.00	\$-	1.00
2270	2270-8169-001- AUG2	PDO-MA III-AB109	New Mandated Program/Service w/ Outside Funding	\$-	1.00	\$-	1.00
2270	2270-8169-001- AUG3	PDO-DPD IV-CARE	New Mandated Program/Service w/ Outside Funding	\$-	1.00	\$-	-
2270	2270-8169-001- AUG4	PDO-Investigator III	New Mandated Program/Service w/ General Fund Funding	\$184,659	1.00	\$184,659	1.00
2270	2270-8169-001- AUG5	PDO-Investigator III	New Mandated Program/Service w/ General Fund Funding	\$184,659	1.00		-
2270	2270-8169-001- AUG6	PDO-OA II	New Program/Service w/ General Fund Funding	\$49,725	0.50		-
Grand Total				\$419,043	5.50	\$184,659	3.00

Alternate Defender's Office

(Budget Unit 8168—Fund 001—Appropriation Unit PUB001)

Source of Funds



Use of Funds

Expenditures	Prior Year 2022-2023	Adopted Budget 2023-2024	CY Estimate 2023-2024	Requested Budget 2024-2025	Recommended Budget 2024-2025	Recommended Change from Adopted
Salaries and Employee Benefits	\$241,543	\$255,346	\$255,346	\$273,821	\$270,407	\$15,061
Services and Supplies	\$2,513,276	\$2,794,461	\$2,794,461	\$2,792,603	\$2,792,603	\$(1,858)
Subtotal	\$2,754,819	\$3,049,807	\$3,049,807	\$3,066,424	\$3,063,010	\$13,203

Source of Funds

Revenues	Prior Year 2022-2023	Adopted Budget 2023-2024	CY Estimate 2023-2024	Requested Budget 2024-2025	Recommended Budget 2024-2025	Recommended Change from Adopted
Intergovernmental Revenues	\$703,708	\$686,950	\$686,950	\$791,000	\$791,000	\$104,050
Other Financing Sources	—	\$1,500	\$1,500	\$1,500	\$1,500	—
Subtotal	\$703,708	\$688,450	\$688,450	\$792,500	\$792,500	\$104,050
General Fund Contributions	\$2,051,111	\$2,361,357	\$2,361,357	\$2,273,924	\$2,270,510	\$(90,847)
Total Source of Funds	\$2,754,819	\$3,049,807	\$3,049,807	\$3,066,424	\$3,063,010	\$13,203

Unit Description

The Court Assigned Counsel Unit, referred to as the Alternate Defender's Office (ADO), represents clients in criminal cases in which the Public Defender's Office has a conflict of interest or is otherwise unable to accept representation. The ADO meets these mandates through the combination of contract attorneys and panel attorneys. The Chief Alternate Defender maintains operational responsibility and manages the contract attorneys and panel attorneys. Panel attorneys are used in cases when the contract attorneys have a conflict and in cases falling outside the contract, e.g., capital cases. The ADO has a dedicated and diverse team committed to ensuring that the right to effective and competent legal representation in

criminal and juvenile cases is a reality for County residents. The ADO provides funds for appointed counsel and related defense costs, including but not limited to investigations, expert witnesses, forensic laboratory procedures, interpreters, and transcriptions for indigent clients who are not represented by the Public Defender.

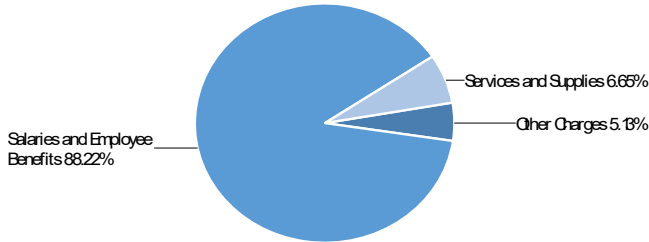
Recommended FY 2024-25 Positions

Classification Code	Classification Label	FTE
14C30	MANAGEMENT ANALYST II	1.00
80J21	ACCOUNT CLERK	1.00
Total		2.00


Public Defender

(Budget Unit 8169—Fund 001—Appropriation Unit PUB001)

Use of Funds



Source of Funds



Use of Funds

Expenditures	Prior Year 2022-2023	Adopted Budget 2023-2024	CY Estimate 2023-2024	Requested Budget 2024-2025	Recommended Budget 2024-2025	Recommended Change from Adopted
Salaries and Employee Benefits	\$12,325,548	\$12,830,571	\$12,830,571	\$14,714,252	\$14,010,161	\$1,179,590
Services and Supplies	\$1,417,888	\$1,053,943	\$1,018,943	\$1,055,828	\$1,055,828	\$1,885
Other Charges	\$1,473,443	\$1,012,202	\$1,047,202	\$814,347	\$814,347	\$(197,855)
Capital Assets	\$36,207	—	—	—	—	—
Subtotal	\$15,253,087	\$14,896,716	\$14,896,716	\$16,584,427	\$15,880,336	\$983,620

Source of Funds

Revenues	Prior Year 2022-2023	Adopted Budget 2023-2024	CY Estimate 2023-2024	Requested Budget 2024-2025	Recommended Budget 2024-2025	Recommended Change from Adopted
Intergovernmental Revenues	\$525,758	—	\$330,802	—	—	—
Charges for Services	\$24	\$500	\$500	\$525	\$525	\$25
Other Financing Sources	\$799,845	\$1,694,308	\$1,391,729	\$3,452,340	\$3,158,176	\$1,463,868
Subtotal	\$1,325,627	\$1,694,808	\$1,723,031	\$3,452,865	\$3,158,701	\$1,463,893
General Fund Contributions	\$13,927,460	\$13,201,908	\$13,173,685	\$13,131,562	\$12,721,635	\$(480,273)
Total Source of Funds	\$15,253,087	\$14,896,716	\$14,896,716	\$16,584,427	\$15,880,336	\$983,620

Unit Description

The Public Defender provides legal representation to indigent persons in Monterey Superior Court matters. While most clients are defendants in criminal cases, the Public Defender also provides representation in probate, conservatorship, and limited civil matters, including when mental health clients' liberty may be at risk.

The Department also provides representation of youths in matters within the jurisdiction of the juvenile courts. This function includes having an attorney available around the clock to consult arrested juveniles prior to them undergoing questioning.

The functions of the Department allow the County to meet its obligations imposed under the Constitutions of the United States and California and other applicable statutes such as California Government Code section 27706.

Recommended FY 2024-25 Positions

Classification Code	Classification Label	FTE
11A18	PUBLIC DEFENDER	1.00
12A06	CHIEF ASSISTANT PUBLIC DEFENDER	1.00
12C11	ASSISTANT PUBLIC DEFENDER	2.00
14C30	MANAGEMENT ANALYST II	1.00
14C31	MANAGEMENT ANALYST III	1.00
20B10	ACCOUNTANT I	1.00
20B95	FINANCE MANAGER I	1.00
34D40	PUBLIC DEFENDER INVESTIGATOR III	7.00
34D78	CHIEF PUBLIC DEFENDER INVESTIGATOR	1.00
39P31	DEPUTY PUBLIC DEFENDER IV	27.00

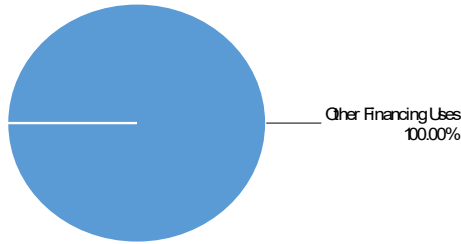
Recommended FY 2024-25 Positions

Classification Code	Classification Label	FTE
39P35	CHIEF DEPUTY PUBLIC DEFENDER	3.00
60B21	PSYCHIATRIC SOCIAL WORKER II	1.00
80A99	ADMINISTRATIVE SECRETARY- CONFIDENTIAL	1.00
80B22	LEGAL SECRETARY II	9.00
80B24	SUPERVISING LEGAL SECRETARY	1.00
80B26	LEGAL SECRETARY III	1.00
80E22	OFFICE ASSISTANT III	1.00
	Total	60.00


Public Defender

(Budget Unit 8169—Fund 022—Appropriation Unit PUB002)

Use of Funds



Source of Funds



Use of Funds

Expenditures	Prior Year 2022-2023	Adopted Budget 2023-2024	CY Estimate 2023-2024	Requested Budget 2024-2025	Recommended Budget 2024-2025	Recommended Change from Adopted
Other Financing Uses	—	\$696,489	\$393,910	\$1,610,561	\$1,610,561	\$914,072
Subtotal	—	\$696,489	\$393,910	\$1,610,561	\$1,610,561	\$914,072

Source of Funds

Revenues	Prior Year 2022-2023	Adopted Budget 2023-2024	CY Estimate 2023-2024	Requested Budget 2024-2025	Recommended Budget 2024-2025	Recommended Change from Adopted
Intergovernmental Revenues	\$516,076	\$444,768	\$444,768	\$511,483	\$511,483	\$66,715
Subtotal	\$516,076	\$444,768	\$444,768	\$511,483	\$511,483	\$66,715
Fund Balance	\$(516,076)	\$251,721	\$(50,858)	\$1,099,078	\$1,099,078	\$847,357
General Fund Contributions	\$(0)	—	—	—	—	—
Total Source of Funds	—	\$696,489	\$393,910	\$1,610,561	\$1,610,561	\$914,072

Unit Description

The FY 2011-12 State budget enacted a shift or "realignment" of State program responsibilities and revenues to local governments. To support the various realigned criminal justice, mental health, and social services programs, the Legislature passed Assembly Bill 118 (Chapter 40, Statutes of 2011). AB 118 created the new Local

Revenue Fund 2011, in which a portion of State sales tax and vehicle license fee revenues are deposited, and provided an accounting structure. For transparency in reporting, the County established Fund 022 to account for all public safety realignment revenues related to the Local Revenue Fund. Operating transfers occur between the General Fund and Fund 022 for realigned programs' payments.



This page intentionally left blank.

Sheriff-Coroner

Departmental Overview:

The Sheriff's Office provides public safety services to the residents of the County. Services include 24-hour uniformed patrol, the investigation of crimes, criminal records management and community policing. It is also responsible for the safekeeping and security of persons arrested by any law enforcement agency in the County. In addition, in fulfilling the duties of the Coroner, staff investigates all reportable deaths to determine the cause and manner of those deaths. The Sheriff-Coroner is an elected official per the authority of the California Government Code and Health and Safety Code.

Programs and Functions:

The Sheriff's Office provides law enforcement, investigations, custody services, court security, coroner operations and law enforcement support.

Department's Contribution to County of Monterey's Strategic Initiatives:

ECONOMIC DEVELOPMENT

The Office provides essential public safety services and keeping the County safe enhances people's desire to live, work, and recreate in the County.

ADMINISTRATION

The Sheriff's executive management team meets weekly to develop policies to improve services to the public. The team engages other County departments, the judiciary, and the public on a regular basis to assess current service delivery models. As an elected official, the Sheriff meets with the public to discuss public safety policy and obtain community input and feedback on operational issues.

HEALTH AND HUMAN SERVICES

Sheriff's Deputies are first responders and quickly deploy to disasters that jeopardize the health and safety of the community.

INFRASTRUCTURE

The Office provides infrastructure protection through rapid responses and collaborative efforts with other public safety partners at the local, State and federal levels.

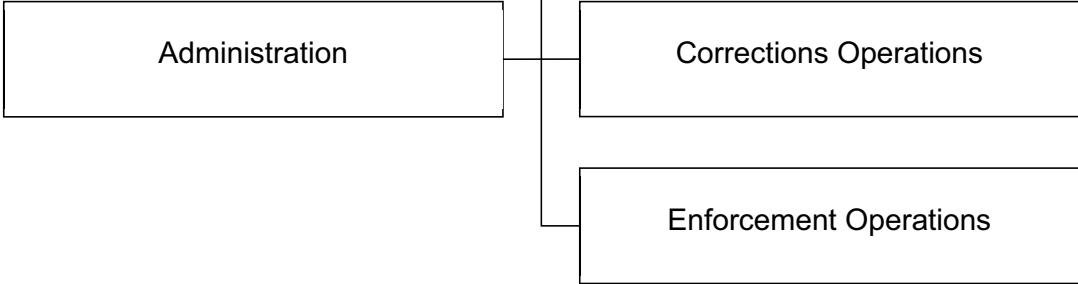
PUBLIC SAFETY

The Sheriff's Office promotes safe communities by providing patrol, investigations and crime prevention efforts.

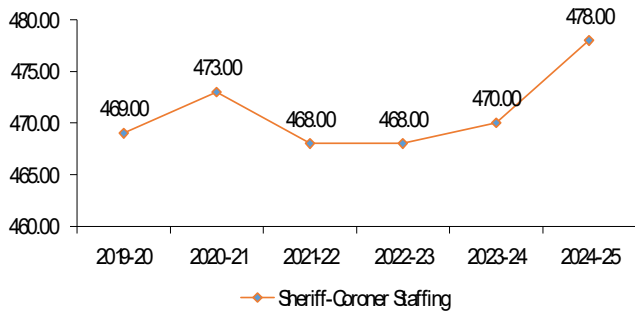


Operating Budget: \$162,815,458
Positions (FTEs): 478.00

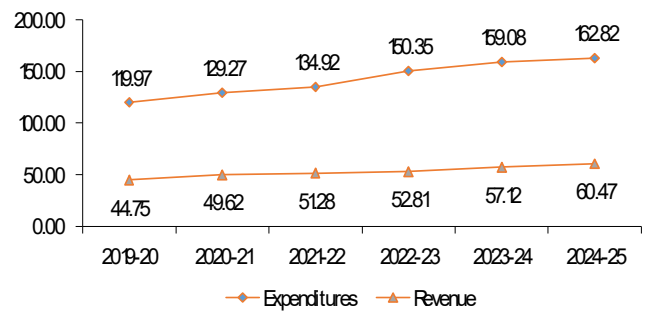
Tina Nieto
Sheriff



Staffing Trends



Expenditure/Revenue History (in millions)

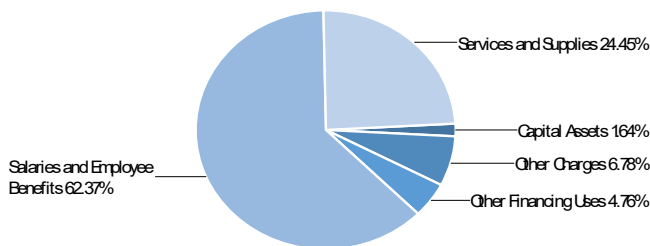


Performance Measures

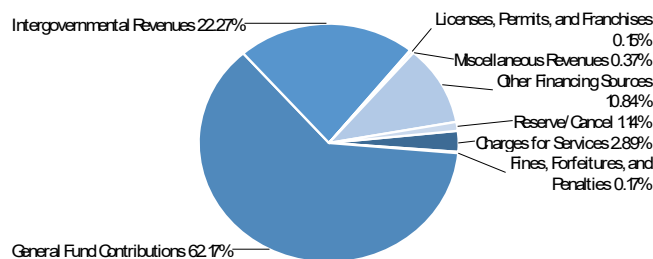
The Sheriff-Coroner Department is divided into three bureaus: Administration Operations, Enforcement Operations (patrol) and Correction Operations (jail).

Key Performance Measures	2021-22 Actual	2022-23 Actual	2023-24 Mid-Year
COB - Number of County Jail bookings processed	9,351	9,821	4,721
EOB - Number of calls for service completed	59,641	71,769	35,029
AOB - Number of employees hired	47	46	35

Use of Funds



Source of Funds



Use of Funds

Expenditures	Prior Year 2022-2023	Adopted Budget 2023-2024	CY Estimate 2023-2024	Requested Budget 2024-2025	Recommended Budget 2024-2025	Recommended Change from Adopted
Salaries and Employee Benefits	\$100,523,519	\$101,378,309	\$102,140,245	\$108,144,471	\$101,547,107	\$168,798
Services and Supplies	\$32,485,353	\$38,539,352	\$37,819,004	\$39,816,271	\$39,816,271	\$1,276,919
Other Charges	\$10,016,787	\$10,416,190	\$10,426,903	\$11,031,284	\$11,031,284	\$615,094
Capital Assets	\$772,639	\$686,200	\$980,332	\$2,671,691	\$2,671,691	\$1,985,491
Other Financing Uses	\$6,554,163	\$7,714,031	\$7,715,031	\$7,749,105	\$7,749,105	\$35,074
Subtotal	\$150,352,461	\$158,734,082	\$159,081,515	\$169,412,822	\$162,815,458	\$4,081,376

Source of Funds

Revenues	Prior Year 2022-2023	Adopted Budget 2023-2024	CY Estimate 2023-2024	Requested Budget 2024-2025	Recommended Budget 2024-2025	Recommended Change from Adopted
Licenses, Permits, and Franchises	\$224,389	\$254,700	\$254,700	\$254,700	\$254,700	—
Fines, Forfeitures, and Penalties	\$124,778	\$274,606	\$274,606	\$274,606	\$274,606	—
Revenue from Use of Money & Property	\$52,275	\$67,000	\$67,000	\$67,000	\$67,000	—
Intergovernmental Revenues	\$33,110,452	\$34,355,499	\$34,003,736	\$36,667,698	\$36,667,698	\$2,312,199
Charges for Services	\$3,658,380	\$4,928,729	\$4,931,729	\$4,841,588	\$4,754,976	\$(173,753)
Miscellaneous Revenues	\$69,075	\$10,532	\$7,532	\$610,532	\$610,532	\$600,000
Other Financing Sources	\$15,570,699	\$17,581,869	\$17,581,869	\$17,843,128	\$17,843,128	\$261,259
Subtotal	\$52,810,047	\$57,472,935	\$57,121,172	\$60,559,252	\$60,472,640	\$2,999,705
Fund Balance	\$(169,933)	—	—	—	—	—
General Fund Contributions	\$97,712,347	\$101,261,147	\$101,960,343	\$106,982,279	\$100,471,527	\$(789,620)
Reserves/Cancel	—	—	—	\$1,871,291	\$1,871,291	\$1,871,291
Total Source of Funds	\$150,352,461	\$158,734,082	\$159,081,515	\$169,412,822	\$162,815,458	\$4,081,376

Summary of Recommendation

The Recommended Budget for the Sheriff’s Office includes \$162,815,458 in total appropriations financed by \$60,472,640 in revenues, \$102,342,818 in General Fund Contributions (GFC) and \$240,000 Civil Trust Fund. It includes \$5,615,790 in augmentations to provide for status quo funding to maintain twenty-nine (29) existing positions and the first year’s cost of the AXON Body Worn Camera and Technology Program. The increase in appropriations is driven by cost drivers experienced countywide, including higher costs associated with employee wages, pensions, health insurance; as well as an increase in jail healthcare costs and rising premiums for the worker’s compensation and general liability programs.

The Recommended Budget includes a total of 478 positions, which includes 6.0 new FTEs funded by CalAIM PATH 3 Program and 2.0 FTEs funded from the Inmate Welfare Fund.

As of the writing of this narrative, the Sheriff’s Office augmentation requests amounting to \$2,680,103 was not included in the Recommended Budget. This budget augmentation request is needed to fund a) 3 new deputies and professional staff to expand the Compliance Division and 16 new deputies to be assigned to the Jail Division of the Corrections Operations Bureau to increase oversight of County efforts pertaining to the Hernandez Federal Settlement Agreement and The Board of State & Community Corrections requirements (BSCC); b) to add 4 additional personnel to professional staff units in need of managerial oversight of office operations, support Fiscal, Records and Administration due to increased budget

and accounting transactions, community engagement, communications, transparency and, internal fleet service. The Office is still suffering a high vacancy rate which puts pressure on existing personnel to cover mandatory minimum shift coverage and to ensure timely investigations for serious crimes against persons and property. Additionally, considering the new pay rates with the recently ratified memorandums of understanding, every hour of overtime will be more expensive in the coming year.

Budget Impacts

The FY 2024-25 Recommended Budget does not include funding for an additional seventeen (17) sworn and six (6) professional staff positions to expand managerial oversight and jail accountability, which will have a negative impact on the County's ability to remove itself from the Hernandez Federal Settlement Agreement. If funding is not allocated the Office will have to consider reassigning staff from elsewhere in the organization to meet objectives, which could impact operations elsewhere.

The number of deputies assigned to the Enforcement Operations Bureau patrolling the unincorporated areas of the County is at historic lows. Staffing levels allow for basic 911 response, but not the community service response the Sheriff's Office is often called for upon. Low level crimes such as illegal dumping, loud noise, illegal parking and non-crimes like unhoued encampments, will be the lowest priority and delays to responses will occur due to limited resources and prioritization based on the nature of service. This could lead to little to no enforcement attention, not in line with community expectations, until patrol staffing and office resources begin to increase.

The Recommended Budget does not provide flexibility to address potential contingencies, such as payouts for accrued leave credits upon separation from County service or costs associated with an aging Jail facility and Administrative and Coroner's building. Unfunded Sheriff's Office Capital Improvement Projects as well as exigent maintenance and equipment repair for the jail facility have been an annual occurrence. When unbudgeted costs arise during the fiscal year related to these items, the Office will be left with no other option but to request for additional appropriations from the Board to cover these necessary but unbudgeted expenditures. The need to employ temporary staffing to support the Sheriff's operations was not included in the budget and costs to offset these expenditures through existing salary savings are utilized. When professional staff positions become vacant, the workflow does not decrease so temporary employees are utilized to continue serving the public without significant delays. This budget does not account for the current spike in fuel prices which now appears to be the norm. If fuel pricing doesn't return to a lower price, with 3800 square miles of land to serve, the fuel budget will be challenged to meet the organization's need through the end of the fiscal year.

Prior Year Accomplishments

In the prior year, the Sheriff's Office continued the successful implementation and revisions to the State mandate to report Racial and Identity Profiling Act (RIPA) stop data to the State of California.

The Office focused efforts to address the Hernandez Federal Settlement Agreement and the Board of State and Community Corrections (BSCC) requirements. This division is staffed with a commander and two sergeants whose efforts were instrumental in passing the Office's BSCC compliance audit in the county jail and

court facilities regarding Titles 15 and 24 state minimum jail standards inspection with no non-compliance issues. The office had not passed this inspection for the past few years. The County was released from eleven (11) Mental Health monitoring and other items outlined in the Hernandez Federal Settlement Agreement.

The Office obtained funding from the Community Corrections Partnership (CCP) in the amount of \$404,777 for two (2) new Tek84 body scanners. These scanners, utilized during the receiving process, detect drugs, weapons and other contraband carried internally by persons entering custody in an effort to increase facility security for all staff and incarcerated persons.

The Office successfully expanded the JBCT (Jail Based Competency Training) by two (2) beds from eleven (11) to thirteen (13). JBCT is a regional program located at the County Jail serving male patients found Incompetent to Stand Trial (IST) from Monterey, San Benito, and Santa Cruz counties. The Office expanded the MAT (Medically Assisted Treatment) program from a 10-bed pilot program to 15 beds. Located at the County Jail, it provides community-based intervention type services to individuals where the person is experiencing a Mental Health issue or a crisis with serious drug addiction.

The Office applied for and was awarded a \$5 million grant for CalAIM Path 3 to develop the Jail Resource Center. This center would serve as a comprehensive resource hub, bringing together Sheriff staff, the Behavioral Health Bureau, Community-Based Organizations (CBOs), Community Health Workers, Workforce Development, and other essential services. This program is modeled on the County of Santa Clara's Diversion and Re-Entry Resource Center and will be administered by the Sheriff's Office.

The Office was awarded a \$196,000 Wellness Grant to implement a program to support staff wellbeing with comprehensive resources that provide guidance, education and insights, improve morale and employee health. The Office re-envisioned the recruitment, hiring, and pre-employment background investigation program to reduce its vacancy rate by 60% across sworn and professional staff positions.

The Office launched an Unmanned Aircraft drone management system to provide secure, wireless livestreaming and remote pilot capabilities for situational awareness and program management operational efficiency. The Office obtained and put into service a mobile incident command post, which will allow for greater command and control of emergency incidents impacting the County of Monterey. This resource will be available for Sheriff's Office incidents, County incidents, and mutual aid requests from municipalities. The Office upfitted and deployed twenty-one patrol vehicles.

The Office added an automatic transfer switch so the emergency backup generator will transition from commercial to emergency power when commercial power is interrupted and worked with Facilities to conduct asbestos abatement and replace the flooring at the South County Patrol Sub-Station in King City.

The Office continued to support and expand the cold case task force, bringing leads to several homicides from many years ago. The Office has increased the number of Search and Rescue team members and volunteers, providing enhanced capabilities for rescues involving multiple subjects over a period of several days. The Office initiated a Community Engagement Program providing learning activities for CBOs, civic groups and schools, in order to promote citizen awareness of crime prevention and personal safety.

The Office increased countywide collaboration, working together on a daily basis with all law enforcement partners, providing outreach to the community, and a higher level of service where investigations involve multiple jurisdictions, to include providing workspace to several outside agencies to investigate major crimes that occur in the County. The Office coordinated law enforcement services for over twenty special events that attract attendees from all over the nation, including state and federal agencies, to ensure a safe venue.

Budget Year Goals

The Office will implement a body worn camera and technology program for the first time and new electronic control devices for de-escalation techniques to replace existing out of warranty and failing devices across all bureaus to sworn staff. The Office will implement a countywide law enforcement security camera system. The system will provide digital evidence to support law enforcement operations and impact criminal activity.

Expand Corrections Operations Bureau Jail Compliance Division at recommendation of federal monitors by increasing staff assigned to the Hernandez Federal Settlement Agreement by 100%. Doubling staff from three (3) to six (6) will allow for greater oversight of Sheriff’s Office jail operations and collaboration between the healthcare provider, County Counsel and the five federal monitors.

Make critical infrastructure repairs to the county jail to include: repair and upgrade jail door controls in both the new blocks and older sections of the jail along with making each system compatible with the other to correct and enhance jail safety issues; repair and refurbish the jail safety and observation cells as required by BSCC; mitigate asbestos flooring and replace tiling of the men’s main jail pods and women’s section failing tile flooring per BSCC requirements; upgrade and add needed security cameras within the jail; address the antiquated Rehabilitation center, antiquated men’s main jail and women’s section leaking roof, replace failing rain gutters, install new clothes washer and dryer in the county jail, and to replace resin in the water softeners that protect the interior plumbing at the county jail.

The Office will launch a new electronic communications platform for incarcerated persons housed at the county jail. The communication system will be on a 1-1 ratio increasing the ability of every

incarcerated person to communicate with individuals outside the county jail and obtain education services delivered through tablets. Additionally, the system will reduce contraband into the county jail by streamlining mail to an electronic service.

As of the writing of this narrative, the Sheriff’s Office plans to continue to seek funding of unfunded sworn and professional staff positions to continue its core functions and comply with mandates, maintain adequate jail staffing, and increase the number of patrol deputies working out in the community.

Pending Issues

The Public Safety Building remains an issue due to lack of basic security, such as ballistic glass at the front counter, doors that secure properly, and protective measures to prevent unauthorized access to the roof of the building. An intruder can gain access to the Public Safety Building by simply scaling a one-foot wall. This is a security risk. Both Sheriff’s Office sub-stations have antiquated security systems as well. The Jail perimeter security fencing is substandard and failing, which endangers employees and risks escape from inmates. The Jail also suffers from large-scale infrastructure failures, such as plumbing, boilers and generators. The HVAC system in the Public Safety Building and Jail is regularly failing. Employees are forced to use portable heaters in the winter and prop open doors in the summer. Electrical cords from heaters and fans pose a trip and fall hazard. The use of portable heaters to warm very cold areas poses a risk in work areas that contain chemicals, such as the crime lab. The opening of doors poses a risk to the security of the building and various work areas. Budgetary problems prevent the Office from addressing safety and security.

State Trial Court funding remains a pending item. Court security funding is a top legislative priority for the California State Sheriff’s Association (CSSA). The Sheriff’s Office is working with the CSSA legislative team to lobby for additional funding. The Office has been and will continue to work with local Superior Court staff to ensure the Office’s staffing falls within the funding allotment given by the State.

Policy Considerations

There are no policy considerations.

Appropriation Expenditure Detail

	Prior Year 2022-2023	Adopted Budget 2023-2024	CY Estimate 2023-2024	Requested Budget 2024-2025	Recommended Budget 2024-2025	Recommended Change from Adopted	Fund Code	Budget Unit Code
Civil (SHE001)	\$712,588	\$1,064,723	\$1,210,740	\$1,125,502	\$1,107,573	\$42,850	001	8225
Professional Standards (SHE001)	\$2,586,099	\$2,713,548	\$2,996,883	\$2,721,400	\$2,650,083	\$(63,465)	001	8227
Records and Warrants (SHE001)	\$2,824,753	\$3,087,907	\$2,743,267	\$2,846,362	\$2,697,978	\$(389,929)	001	8229
Custody Administration (SHE006)	\$0	\$342,838	\$0	\$0	\$0	\$(342,838)	022	8233
Court Services (SHE003)	\$5,235,644	\$5,644,079	\$5,922,447	\$5,627,603	\$5,384,105	\$(259,974)	001	8234
Court Services (SHE006)	\$4,987,840	\$5,417,357	\$5,417,357	\$5,374,105	\$5,374,105	\$(43,252)	022	8234
Jail Operations and Administration (SHE003)	\$62,856,825	\$64,336,282	\$65,293,478	\$71,656,078	\$67,627,963	\$3,291,681	001	8238
Jail Operations and Administration (SHE006)	\$815,344	\$613,463	\$956,301	\$1,015,000	\$1,015,000	\$401,537	022	8238
Inmate Programs (SHE003)	\$1,166,752	\$1,050,265	\$941,836	\$1,191,981	\$1,184,500	\$134,235	001	8239

Appropriation Expenditure Detail

	Prior Year 2022-2023	Adopted Budget 2023-2024	CY Estimate 2023-2024	Requested Budget 2024-2025	Recommended Budget 2024-2025	Recommended Change from Adopted	Fund Code	Budget Unit Code
Enforcement Operations and Administration (SHE001)	\$32,530,577	\$33,853,010	\$34,367,332	\$37,847,508	\$36,633,476	\$2,780,466	001	8242
Enforcement Operations and Administration (SHE006)	\$306,934	\$652,300	\$653,300	\$600,000	\$600,000	\$(52,300)	022	8242
Coroner & Investigation (SHE001)	\$9,595,778	\$10,188,522	\$9,055,131	\$10,733,737	\$10,423,488	\$234,966	001	8245
Coroner & Investigation (SHE006)	\$268,645	\$416,280	\$416,280	\$460,000	\$460,000	\$43,720	022	8245
Narcotics (SHE006)	\$175,400	\$271,793	\$271,793	\$300,000	\$300,000	\$28,207	022	8246
Community Services and Special Enforcement (SHE001)	\$4,038,587	\$2,439,883	\$3,058,952	\$2,246,627	\$2,194,995	\$(244,888)	001	8250
Administration and Indirect Costs (SHE001)	\$9,121,031	\$11,440,380	\$11,355,668	\$10,398,539	\$9,893,812	\$(1,546,568)	001	8273
Inmate Medical Program (SHE003)	\$13,129,664	\$15,201,452	\$14,420,750	\$15,268,380	\$15,268,380	\$66,928	001	8532
Subtotal	\$150,352,461	\$158,734,082	\$159,081,515	\$169,412,822	\$162,815,458	\$4,081,376		

Budget Units

	Prior Year 2022-2023	Adopted Budget 2023-2024	CY Estimate 2023-2024	Requested Budget 2024-2025	Recommended Budget 2024-2025	Recommended Change from Adopted
Civil	\$712,588	\$1,064,723	\$1,210,740	\$1,125,502	\$1,107,573	\$42,850
Professional Standards	\$2,586,099	\$2,713,548	\$2,996,883	\$2,721,400	\$2,650,083	\$(63,465)
Records and Warrants	\$2,824,753	\$3,087,907	\$2,743,267	\$2,846,362	\$2,697,978	\$(389,929)
Custody Administration	—	\$342,838	—	—	—	\$(342,838)
Court Services	\$10,223,484	\$11,061,436	\$11,339,804	\$11,001,708	\$10,758,210	\$(303,226)
Transportation	—	—	—	—	—	—
Jail Operations and Administration	\$63,672,169	\$64,949,745	\$66,249,779	\$72,671,078	\$68,642,963	\$3,693,218
Inmate Programs	\$1,166,752	\$1,050,265	\$941,836	\$1,191,981	\$1,184,500	\$134,235
Enforcement Operations and Administration	\$32,837,511	\$34,505,310	\$35,020,632	\$38,447,508	\$37,233,476	\$2,728,166
Coroner & Investigation	\$9,864,423	\$10,604,802	\$9,471,411	\$11,193,737	\$10,883,488	\$278,686
Narcotics	\$175,400	\$271,793	\$271,793	\$300,000	\$300,000	\$28,207
Community Services and Special Enforcement	\$4,038,587	\$2,439,883	\$3,058,952	\$2,246,627	\$2,194,995	\$(244,888)
Administration and Indirect Costs	\$9,121,031	\$11,440,380	\$11,355,668	\$10,398,539	\$9,893,812	\$(1,546,568)
Inmate Medical Program	\$13,129,664	\$15,201,452	\$14,420,750	\$15,268,380	\$15,268,380	\$66,928
Subtotal	\$150,352,461	\$158,734,082	\$159,081,515	\$169,412,822	\$162,815,458	\$4,081,376

Adopted FY 2023-24 to Recommended FY 2024-25 Positions

Classification Code	Classification Label	Adopted Budget 2022-2023	Adopted Budget 2023-2024	Recommended Budget 2024-2025	Change
10B05	SHERIFF	1.00	1.00	1.00	0.00
12A10	CHIEF DEPUTY SHERIFF	3.00	3.00	3.00	0.00
12A13	UNDERSHERIFF	1.00	1.00	1.00	0.00
14B01	PERSONNEL ANALYST	1.00	1.00	1.00	0.00
14C30	MANAGEMENT ANALYST II	1.00	0.00	0.00	0.00
14C31	MANAGEMENT ANALYST III	3.00	3.00	3.00	0.00
14G02	MANAGEMENT ANALYST I	1.00	1.00	2.00	1.00
14H33	CRIMINAL INTELLIGENCE SPECIALIST	2.00	2.00	2.00	0.00

Adopted FY 2023-24 to Recommended FY 2024-25 Positions

Classification Code	Classification Label	Adopted Budget 2022-2023	Adopted Budget 2023-2024	Recommended Budget 2024-2025	Change
16F41	DEPARTMENTAL INFORMATION SYSTEMS MANAGER II	1.00	1.00	1.00	0.00
20B11	ACCOUNTANT II	1.00	1.00	2.00	1.00
20B12	ACCOUNTANT III	1.00	1.00	1.00	0.00
20B93	FINANCE MANAGER II	1.00	1.00	1.00	0.00
34E22	FORENSIC EVIDENCE TECHNICIAN	2.00	2.00	2.00	0.00
34E30	SUPERVISING FORENSIC EVIDENCE TECHNICIAN	1.00	1.00	1.00	0.00
34G21	CIVIL PROCESS SERVER	1.00	1.00	1.00	0.00
34P31	VEHICLE ABATEMENT ENFORCEMENT OFFICER	2.00	2.00	2.00	0.00
36A22	DEPUTY SHERIFF-OPERATIONS	112.00	112.00	112.00	0.00
36A23	SHERIFFS SERGEANT	34.00	35.00	36.00	1.00
36A24	SHERIFFS INVESTIGATIVE SERGEANT	3.00	3.00	3.00	0.00
36A81	SHERIFFS CAPTAIN	1.00	1.00	1.00	0.00
36A82	SHERIFFS COMMANDER	9.00	10.00	10.00	0.00
36E21	DEPUTY SHERIFF-CORRECTIONS	153.00	153.00	155.00	2.00
43G05	DIGITAL FORENSIC INVESTIGATOR	1.00	1.00	1.00	0.00
43J09	SENIOR DEPARTMENTAL INFORMATION SYSTEMS COORDINATOR	3.00	3.00	3.00	0.00
43J15	SUPERVISING DEPARTMENTAL INFORMATION SYSTEMS COORDINATOR	1.00	1.00	2.00	1.00
50S01	FORENSIC AUTOPSY TECHNICIAN	2.00	2.00	2.00	0.00
60G54	SHERIFF'S WORK ALTERNATIVE SPECIALIST	4.00	4.00	4.00	0.00
60I02	PROGRAM MANAGER II	0.00	1.00	1.00	0.00
60S21	CRIME PREVENTION SPECIALIST	1.00	1.00	1.00	0.00
70F80	SENIOR STOREKEEPER	1.00	1.00	1.00	0.00
70K92	SHERIFFS CORRECTIONAL COOK II	5.00	5.00	5.00	0.00
70N10	INMATE SERVICES SPECIALIST	5.00	5.00	7.00	2.00
72A40	SENIOR INMATE SERVICES SPECIALIST	1.00	1.00	1.00	0.00
72C25	VEHICLE MAINTENANCE COORDINATOR	1.00	1.00	1.00	0.00
80A32	SENIOR SECRETARY	1.00	1.00	1.00	0.00
80A34	SENIOR SECRETARY-CONFIDENTIAL	1.00	1.00	1.00	0.00
80A99	ADMINISTRATIVE SECRETARY- CONFIDENTIAL	1.00	1.00	1.00	0.00
80E22	OFFICE ASSISTANT III	3.00	3.00	4.00	1.00
80H25	MEDICAL TRANSCRIPTIONIST II	0.00	0.00	0.00	0.00
80I01	SENIOR CIVIL CLERK	1.00	1.00	0.00	(1.00)
80I06	SHERIFFS PROPERTY TECHNICIAN	2.00	2.00	2.00	0.00
80I07	CORRECTIONS SPECIALIST	11.00	11.00	11.00	0.00
80I08	SENIOR CORRECTIONS SPECIALIST	3.00	3.00	3.00	0.00
80I10	CUSTODY AND CONTROL SPECIALIST	47.00	47.00	47.00	0.00
80I15	SHERIFFS RECORDS SPECIALIST I	2.00	2.00	2.00	0.00
80I16	SHERIFFS RECORDS SPECIALIST II	18.00	18.00	18.00	0.00
80I17	SENIOR SHERIFFS RECORDS SPECIALIST	5.00	5.00	5.00	0.00
80I20	SHERIFFS RECORDS SUPERVISOR	4.00	4.00	4.00	0.00
80J20	ACCOUNTING CLERICAL SUPERVISOR	1.00	1.00	0.00	(1.00)

Adopted FY 2023-24 to Recommended FY 2024-25 Positions

Classification Code	Classification Label	Adopted Budget 2022-2023	Adopted Budget 2023-2024	Recommended Budget 2024-2025	Change
80J21	ACCOUNT CLERK	1.00	1.00	1.00	0.00
80J22	SENIOR ACCOUNT CLERK	3.00	3.00	3.00	0.00
80J30	ACCOUNTING TECHNICIAN	4.00	4.00	4.00	0.00
80M02	PATIENT FINANCIAL SERVICES SPECIALIST II	0.00	0.00	1.00	1.00
Total		468.00	470.00	478.00	8.00

Augmentation Request(s)

Dept	Budget Request Code	Budget Request Name	Ranking Type Name	Net Request	Requested FTE	Recommend ed Total	Recommend ed FTE
2300	2300-8229-001- AUG001	New Position Sheriff's Records Director	Request New Position	\$111,330	1.00		
2300	2300-8229-001- AUG002	80I15 - SHERIFFS RECORDS SPECIALIST I	Status Quo Vacant Position	\$78,142	1.00	\$78,142	1.00
2300	2300-8229-001- AUG003	80I16 - SHERIFFS RECORDS SPECIALIST II	Status Quo Vacant Position	\$167,958	2.00	\$167,958	2.00
2300	2300-8238-001- AUG001	New Position Sheriff's Sergeant	Request New Position	\$138,580	1.00		-
2300	2300-8238-001- AUG002	New Sheriff's Sergeant CaLAIM	New Program/Service w/ Outside Funding	\$-	1.00		1.00
2300	2300-8238-001- AUG003	New Deputy Sheriff Corrections CaLAIM	New Program/Service w/ Outside Funding	\$-	2.00		2.00
2300	2300-8238-001- AUG005	New Position Deputy Sheriff Corrections	Request New Position	\$468,008	4.00		
2300	2300-8238-001- AUG006	New Position Deputy Sheriff Corrections	Request New Position	\$234,008	2.00		
2300	2300-8238-001- AUG007	New Position Deputy Sheriff Corrections	Request New Position	\$468,008	4.00		
2300	2300-8238-001- AUG008	New Position Deputy Sheriff Corrections	Request New Position	\$468,008	4.00		
2300	2300-8238-001- AUG009	New Position Deputy Sheriff Corrections	Request New Position	\$234,008	2.00		
2300	2300-8238-001- AUG021	New Position Management Analyst I	Request New Position	\$89,330	1.00		
2300	2300-8238-001- AUG022	New Management Analyst I CaLAIM	New Program/Service w/ Outside Funding	\$-	1.00		1.00
2300	2300-8238-001- AUG023	New Patient Financial Services Specialist II CaLAIM	New Program/Service w/ Outside Funding	\$-	1.00		1.00
2300	2300-8238-001- AUG024	New Office Assistant III CaLAIM	New Program/Service w/ Outside Funding	\$-	1.00		1.00
2300	2300-8238-001- AUG025	New Position Office Assistant III	Request New Position	\$62,182	1.00		
2300	2300-8238-001- AUG026	New Position Inmate Service Specialist	Request New Position	\$-	2.00		2.00
2300	2300-8238-001- AUG028	36E21 - DEPUTY SHERIFF-CORRECTIONS	Status Quo Vacant Position	\$624,004	4.00	\$624,004	4.00
2300	2300-8238-001- AUG029	60G54 - SHERIFF'S WORK ALTERNATIVE SPECIALIST	Status Quo Vacant Position	\$93,865	1.00	\$93,865	1.00
2300	2300-8238-001- AUG030	70K92 - SHERIFFS CORRECTIONAL COOK II	Status Quo Vacant Position	\$86,143	1.00	\$86,143	1.00

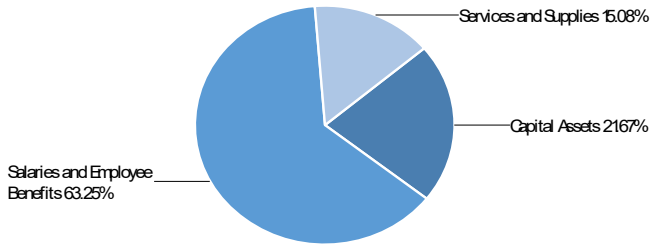
Augmentation Request(s)

2300	2300-8238-001-AUG031	80E22 - OFFICE ASSISTANT III	Status Quo Vacant Position	\$82,911	1.00	\$82,911	1.00
2300	2300-8238-001-AUG032	80I07 - CORRECTIONS SPECIALIST	Status Quo Vacant Position	\$86,376	1.00	\$86,376	1.00
2300	2300-8238-001-AUG033	80I10 - CUSTODY AND CONTROL SPECIALIST	Status Quo Vacant Position	\$477,710	5.00	\$477,710	5.00
2300	2300-8242-001-AUG001	AXON Body Worn Camera Taser Program	New Program/Service w/ General Fund Funding	\$1,631,291	-	\$1,631,291	-
2300	2300-8242-001-AUG002	36A22 - DEPUTY SHERIFF-OPERATIONS	Status Quo Filled Position	\$980,998	6.00	\$980,998	6.00
2300	2300-8242-001-AUG008	36A82 - SHERIFFS COMMANDER	Status Quo Filled Position	\$325,394	1.00	\$325,394	1.00
2300	2300-8245-001-AUG001	36A22 - DEPUTY SHERIFF-OPERATIONS	Status Quo Vacant Position	\$980,998	6.00	\$980,998	6.00
2300	2300-8273-001-AUG001	New Position Program Manager II	Request New Position	\$119,347	1.00		
2300	2300-8273-001-AUG002	New Position Admin Ops Manager	Request New Position	\$114,071	1.00		
2300	2300-8273-001-AUG003	New Position Finance Manager I	Request New Position	\$86,611	1.00		
Grand Total				\$8,209,281	60.00	\$5,615,790	37.00

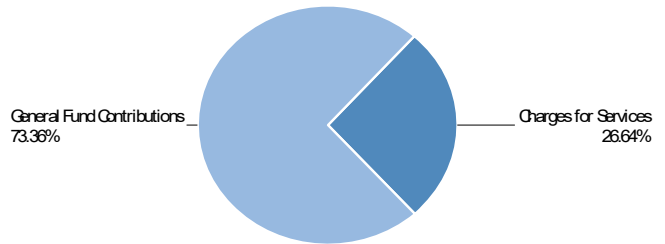
Civil

(Budget Unit 8225—Fund 001—Appropriation Unit SHE001)

Use of Funds



Source of Funds



Use of Funds

Expenditures	Prior Year 2022-2023	Adopted Budget 2023-2024	CY Estimate 2023-2024	Requested Budget 2024-2025	Recommended Budget 2024-2025	Recommended Change from Adopted
Salaries and Employee Benefits	\$654,666	\$756,911	\$768,385	\$718,436	\$700,507	\$(56,404)
Services and Supplies	\$57,922	\$57,812	\$64,757	\$167,066	\$167,066	\$109,254
Capital Assets	—	\$250,000	\$377,598	\$240,000	\$240,000	\$(10,000)
Subtotal	\$712,588	\$1,064,723	\$1,210,740	\$1,125,502	\$1,107,573	\$42,850

Source of Funds

Revenues	Prior Year 2022-2023	Adopted Budget 2023-2024	CY Estimate 2023-2024	Requested Budget 2024-2025	Recommended Budget 2024-2025	Recommended Change from Adopted
Charges for Services	\$180,955	\$295,000	\$295,000	\$295,000	\$295,000	—
Miscellaneous Revenues	\$293	\$282	\$282	\$282	\$282	—
Subtotal	\$181,248	\$295,282	\$295,282	\$295,282	\$295,282	—
General Fund Contributions	\$531,340	\$769,441	\$915,458	\$830,220	\$812,291	\$42,850
Total Source of Funds	\$712,588	\$1,064,723	\$1,210,740	\$1,125,502	\$1,107,573	\$42,850

Unit Description

This unit processes and serves civil procedures including small claims, earnings withholding orders, real property levies as well as bank levies and evictions. All these services are provided throughout the County including locations inside the incorporated cities.

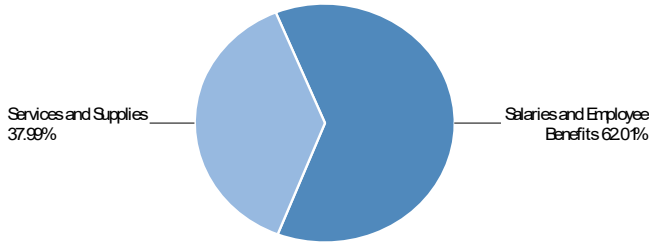
Recommended FY 2024-25 Positions

Classification Code	Classification Label	FTE
14G02	MANAGEMENT ANALYST I	1.00
34G21	CIVIL PROCESS SERVER	1.00
36A22	DEPUTY SHERIFF-OPERATIONS	1.00
80J21	ACCOUNT CLERK	1.00
80J30	ACCOUNTING TECHNICIAN	1.00
Total		5.00


Professional Standards

(Budget Unit 8227—Fund 001—Appropriation Unit SHE001)

Use of Funds



Source of Funds



Use of Funds

Expenditures	Prior Year 2022-2023	Adopted Budget 2023-2024	CY Estimate 2023-2024	Requested Budget 2024-2025	Recommended Budget 2024-2025	Recommended Change from Adopted
Salaries and Employee Benefits	\$1,848,164	\$1,612,371	\$1,830,273	\$1,714,580	\$1,643,263	\$30,892
Services and Supplies	\$737,934	\$1,101,177	\$1,166,610	\$1,006,820	\$1,006,820	\$(94,357)
Subtotal	\$2,586,099	\$2,713,548	\$2,996,883	\$2,721,400	\$2,650,083	\$(63,465)

Source of Funds

Revenues	Prior Year 2022-2023	Adopted Budget 2023-2024	CY Estimate 2023-2024	Requested Budget 2024-2025	Recommended Budget 2024-2025	Recommended Change from Adopted
Intergovernmental Revenues	\$156,783	\$223,530	\$223,530	\$350,000	\$350,000	\$126,470
Charges for Services	\$105	\$147	\$147	\$147	\$147	—
Subtotal	\$156,888	\$223,677	\$223,677	\$350,147	\$350,147	\$126,470
General Fund Contributions	\$2,429,210	\$2,489,871	\$2,773,206	\$2,371,253	\$2,299,936	\$(189,935)
Total Source of Funds	\$2,586,099	\$2,713,548	\$2,996,883	\$2,721,400	\$2,650,083	\$(63,465)

Unit Description

This unit oversees internal affairs, applicant and volunteer background checks, training, and public information requests. The unit commander is the Sheriff's Office Equal Employment Officer and the Loss Prevention Committee Chair.

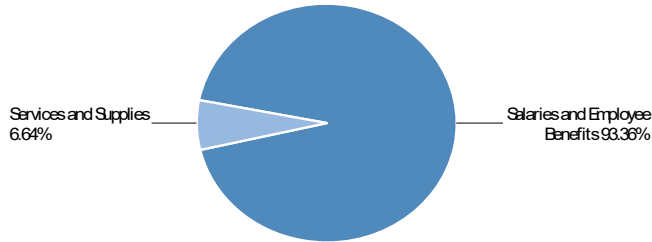
Recommended FY 2024-25 Positions

Classification Code	Classification Label	FTE
36A22	DEPUTY SHERIFF-OPERATIONS	1.00
36A23	SHERIFFS SERGEANT	2.00
36A82	SHERIFFS COMMANDER	1.00
36E21	DEPUTY SHERIFF-CORRECTIONS	1.00
80A32	SENIOR SECRETARY	1.00
80E22	OFFICE ASSISTANT III	1.00
Total		7.00

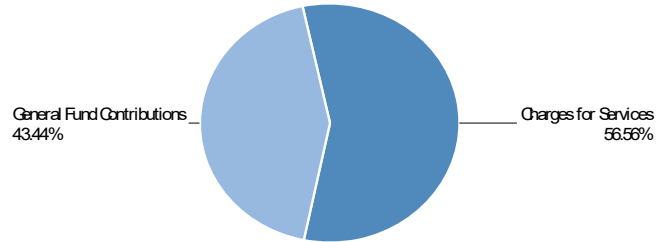
Records and Warrants

(Budget Unit 8229—Fund 001—Appropriation Unit SHE001)

Use of Funds



Source of Funds



Use of Funds

Expenditures	Prior Year 2022-2023	Adopted Budget 2023-2024	CY Estimate 2023-2024	Requested Budget 2024-2025	Recommended Budget 2024-2025	Recommended Change from Adopted
Salaries and Employee Benefits	\$2,761,711	\$2,773,999	\$2,558,057	\$2,667,159	\$2,518,775	\$(255,224)
Services and Supplies	\$72,452	\$313,908	\$185,210	\$179,203	\$179,203	\$(134,705)
Other Charges	\$(9,410)	—	—	—	—	—
Subtotal	\$2,824,753	\$3,087,907	\$2,743,267	\$2,846,362	\$2,697,978	\$(389,929)

Source of Funds

Revenues	Prior Year 2022-2023	Adopted Budget 2023-2024	CY Estimate 2023-2024	Requested Budget 2024-2025	Recommended Budget 2024-2025	Recommended Change from Adopted
Charges for Services	\$1,496,734	\$1,525,936	\$1,525,936	\$1,525,936	\$1,525,936	—
Subtotal	\$1,496,734	\$1,525,936	\$1,525,936	\$1,525,936	\$1,525,936	—
General Fund Contributions	\$1,328,018	\$1,561,971	\$1,217,331	\$1,320,426	\$1,172,042	\$(389,929)
Total Source of Funds	\$2,824,753	\$3,087,907	\$2,743,267	\$2,846,362	\$2,697,978	\$(389,929)

Unit Description

This unit provides support to all bureaus of the Sheriff's Office and all law enforcement and criminal justice agencies in the County on a 24/7 basis. Functions include: processing live scan fingerprinting for the general public, providing arrest records and crime reports, submitting the State Department of Justice (DOJ) required statistics, entering restraining orders, and operating the public information counter. The Warrants Section is the central repository for all criminal, traffic and juvenile warrants issued in the County. The unit enters, maintains, and confirms all warrants before they are served.

Recommended FY 2024-25 Positions

Classification Code	Classification Label	FTE
80I15	SHERIFFS RECORDS SPECIALIST I	2.00
80I16	SHERIFFS RECORDS SPECIALIST II	18.00
80I17	SENIOR SHERIFFS RECORDS SPECIALIST	5.00
80I20	SHERIFFS RECORDS SUPERVISOR	2.00
Total		27.00

Custody Administration

(Budget Unit 8233—Fund 022—Appropriation Unit SHE006)

Use of Funds	Source of Funds
Intentionally Left Blank	Intentionally Left Blank

Use of Funds

Expenditures	Prior Year 2022-2023	Adopted Budget 2023-2024	CY Estimate 2023-2024	Requested Budget 2024-2025	Recommended Budget 2024-2025	Recommended Change from Adopted
Other Financing Uses	—	\$342,838	—	—	—	\$(342,838)
Subtotal	—	\$342,838	—	—	—	\$(342,838)

Source of Funds

Revenues	Prior Year 2022-2023	Adopted Budget 2023-2024	CY Estimate 2023-2024	Requested Budget 2024-2025	Recommended Budget 2024-2025	Recommended Change from Adopted
Intergovernmental Revenues	—	\$342,838	—	—	—	\$(342,838)
Subtotal	—	\$342,838	—	—	—	\$(342,838)
Fund Balance	—	—	—	—	—	—
General Fund Contributions	—	—	—	—	—	—
Total Source of Funds	—	\$342,838	—	—	—	\$(342,838)

Unit Description

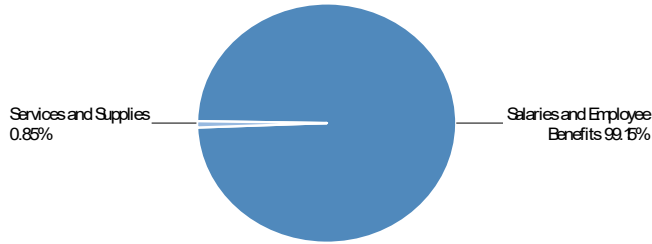
The FY 2011-12 State budget enacted a shift or "realignment" of State program responsibilities and revenues to local governments. To support the various realigned criminal justice, mental health, and social services programs, the Legislature passed Assembly Bill 118 (Chapter 40, Statutes of 2011). AB 118 created the new Local

Revenue Fund 2011, in which a portion of State sales tax and vehicle license fee revenues are deposited and provided an accounting structure. For transparency in reporting, the County established Fund 022 to account for all public safety realignment revenues related to the Local Revenue Fund. Operating transfers occur between the General Fund and Fund 022 for realigned programs' payments.

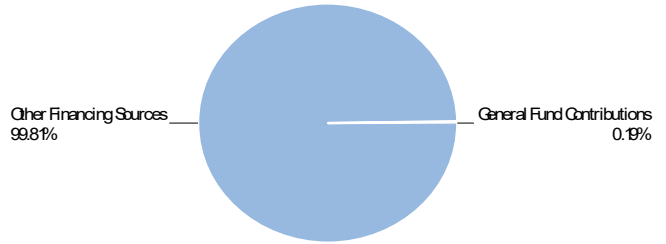
Court Services

(Budget Unit 8234—Fund 001—Appropriation Unit SHE003)

Use of Funds



Source of Funds



Use of Funds

Expenditures	Prior Year 2022-2023	Adopted Budget 2023-2024	CY Estimate 2023-2024	Requested Budget 2024-2025	Recommended Budget 2024-2025	Recommended Change from Adopted
Salaries and Employee Benefits	\$5,128,414	\$5,566,521	\$5,845,077	\$5,582,065	\$5,338,567	\$(227,954)
Services and Supplies	\$107,229	\$77,558	\$77,370	\$45,538	\$45,538	\$(32,020)
Subtotal	\$5,235,644	\$5,644,079	\$5,922,447	\$5,627,603	\$5,384,105	\$(259,974)

Source of Funds

Revenues	Prior Year 2022-2023	Adopted Budget 2023-2024	CY Estimate 2023-2024	Requested Budget 2024-2025	Recommended Budget 2024-2025	Recommended Change from Adopted
Miscellaneous Revenues	\$47,526	—	—	—	—	—
Other Financing Sources	\$4,987,840	\$5,415,931	\$5,415,931	\$5,374,105	\$5,374,105	\$(41,826)
Subtotal	\$5,035,366	\$5,415,931	\$5,415,931	\$5,374,105	\$5,374,105	\$(41,826)
General Fund Contributions	\$200,278	\$228,148	\$506,516	\$253,498	\$10,000	\$(218,148)
Total Source of Funds	\$5,235,644	\$5,644,079	\$5,922,447	\$5,627,603	\$5,384,105	\$(259,974)

Unit Description

This unit manages most aspects of security services for the Superior Court of California, which has 19 judicial officers located at five court locations throughout the County including Salinas, Monterey, Marina, and the Juvenile and Drug Court.

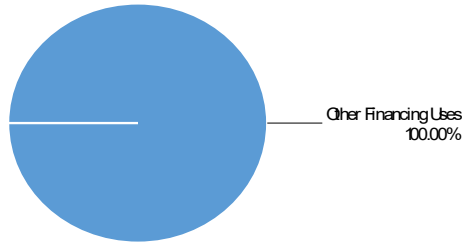
Recommended FY 2024-25 Positions

Classification Code	Classification Label	FTE
36A23	SHERIFFS SERGEANT	2.00
36E21	DEPUTY SHERIFF-CORRECTIONS	20.00
Total		22.00

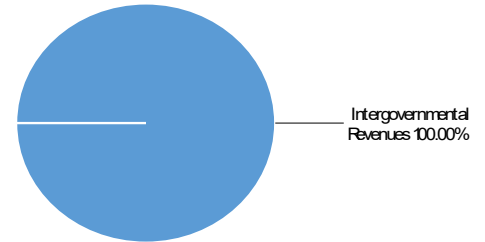
Court Services

(Budget Unit 8234—Fund 022—Appropriation Unit SHE006)

Use of Funds



Source of Funds



Use of Funds

Expenditures	Prior Year 2022-2023	Adopted Budget 2023-2024	CY Estimate 2023-2024	Requested Budget 2024-2025	Recommended Budget 2024-2025	Recommended Change from Adopted
Other Financing Uses	\$4,987,840	\$5,417,357	\$5,417,357	\$5,374,105	\$5,374,105	\$(43,252)
Subtotal	\$4,987,840	\$5,417,357	\$5,417,357	\$5,374,105	\$5,374,105	\$(43,252)

Source of Funds

Revenues	Prior Year 2022-2023	Adopted Budget 2023-2024	CY Estimate 2023-2024	Requested Budget 2024-2025	Recommended Budget 2024-2025	Recommended Change from Adopted
Intergovernmental Revenues	\$5,194,429	\$5,417,357	\$5,417,357	\$5,374,105	\$5,374,105	\$(43,252)
Subtotal	\$5,194,429	\$5,417,357	\$5,417,357	\$5,374,105	\$5,374,105	\$(43,252)
Fund Balance	\$(206,589)	—	—	—	—	—
General Fund Contributions	\$0	—	—	—	—	—
Total Source of Funds	\$4,987,840	\$5,417,357	\$5,417,357	\$5,374,105	\$5,374,105	\$(43,252)

Unit Description

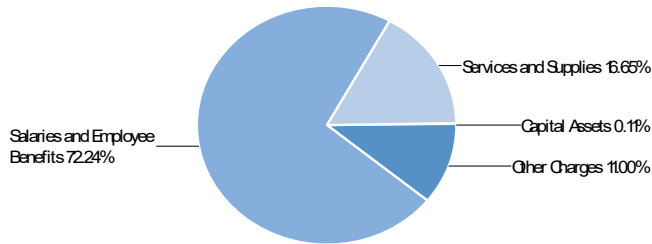
The FY 2011-12 State budget enacted a shift or "realignment" of State program responsibilities and revenues to local governments. To support the various realigned criminal justice, mental health, and social services programs, the Legislature passed Assembly Bill 118 (Chapter 40, Statutes of 2011). AB 118 created the new Local

Revenue Fund 2011, in which a portion of State sales tax and vehicle license fee revenues are deposited, and provided an accounting structure. For transparency in reporting, the County established Fund 022 to account for all public safety realignment revenues related to the Local Revenue Fund. Operating transfers occur between the General Fund and Fund 022 for realigned programs' payments.

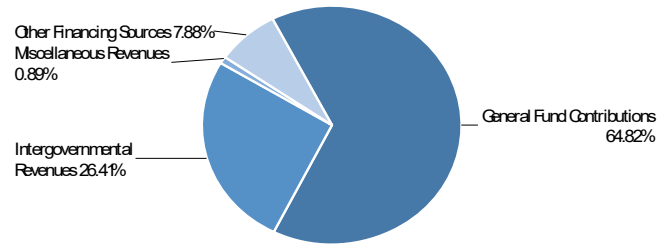
Jail Operations and Administration

(Budget Unit 8238—Fund 001—Appropriation Unit SHE003)

Use of Funds



Source of Funds



Use of Funds

Expenditures	Prior Year 2022-2023	Adopted Budget 2023-2024	CY Estimate 2023-2024	Requested Budget 2024-2025	Recommended Budget 2024-2025	Recommended Change from Adopted
Salaries and Employee Benefits	\$47,366,073	\$48,243,891	\$49,408,026	\$52,879,801	\$48,851,686	\$607,795
Services and Supplies	\$9,496,052	\$10,627,480	\$10,371,883	\$11,259,866	\$11,259,866	\$632,386
Other Charges	\$5,910,495	\$5,419,911	\$5,513,569	\$7,441,411	\$7,441,411	\$2,021,500
Capital Assets	\$84,205	\$45,000	—	\$75,000	\$75,000	\$30,000
Subtotal	\$62,856,825	\$64,336,282	\$65,293,478	\$71,656,078	\$67,627,963	\$3,291,681

Source of Funds

Revenues	Prior Year 2022-2023	Adopted Budget 2023-2024	CY Estimate 2023-2024	Requested Budget 2024-2025	Recommended Budget 2024-2025	Recommended Change from Adopted
Intergovernmental Revenues	\$15,796,466	\$15,970,184	\$15,895,562	\$17,843,419	\$17,843,419	\$1,873,235
Charges for Services	\$58,831	\$374,988	\$377,988	\$62,990	\$62,990	\$(311,998)
Miscellaneous Revenues	\$14,539	\$3,000	—	\$603,000	\$603,000	\$600,000
Other Financing Sources	\$4,631,024	\$4,967,119	\$4,967,119	\$5,322,503	\$5,322,503	\$355,384
Subtotal	\$20,500,860	\$21,315,291	\$21,240,669	\$23,831,912	\$23,831,912	\$2,516,621
General Fund Contributions	\$42,355,966	\$43,020,991	\$44,052,809	\$47,824,166	\$43,796,051	\$775,060
Total Source of Funds	\$62,856,825	\$64,336,282	\$65,293,478	\$71,656,078	\$67,627,963	\$3,291,681

Unit Description

The Corrections Operations Bureau (COB) is managed by a chief, a captain, and commanders who are responsible for all aspects of corrections operations to include, but not limited to inmate care and custody, inmate transportation, court security, inmate programs, contract services administration and all support functions for the jail. This unit is responsible for the care and custody of inmates at the jail in compliance with Title 15, Minimum Standards. This unit oversees and monitors realigned prisoners as a result of AB 109 and classifies inmates and assigns appropriate housing to those arrested in the County.

The Compliance and Administration Division develops policies and procedures and coordinates with County Counsel and other agencies on claims and lawsuit response. This unit ensures that all mandated inspections are completed and develops remediation plans for any noted deficiencies. This unit coordinates jail construction and facility

improvement projects for the Sheriff's Office and general maintenance of the jail. In addition, this unit performs regular compliance monitoring on many bureau functions and provides recommendations for improvements when necessary.

This unit manages the inmate food service and commissary contract with Aramark, purchasing equipment and supplies for the Corrections Operations Bureau, and oversees the inmate phone contract as well.

This unit also manages the jail records unit, which maintains all custody records and is the point of contact for the public at the jail and the Work Alternative Program (WAP) which processes clients into the program, conducts site inspections, and books inmates for the Probation Department's Home Confinement Program and the District Attorney's Office. The WAP alleviates jail crowding by allowing eligible candidates to perform community service hours in lieu of jail time.

Recommended FY 2024-25 Positions

Classification Code	Classification Label	FTE
12A10	CHIEF DEPUTY SHERIFF	1.00
14C31	MANAGEMENT ANALYST III	1.00
14G02	MANAGEMENT ANALYST I	1.00
14H33	CRIMINAL INTELLIGENCE SPECIALIST	1.00
36A23	SHERIFFS SERGEANT	19.00
36A81	SHERIFFS CAPTAIN	1.00
36A82	SHERIFFS COMMANDER	4.00
36E21	DEPUTY SHERIFF-CORRECTIONS	134.00
60G54	SHERIFF'S WORK ALTERNATIVE SPECIALIST	4.00
60I02	PROGRAM MANAGER II	1.00
70F80	SENIOR STOREKEEPER	1.00

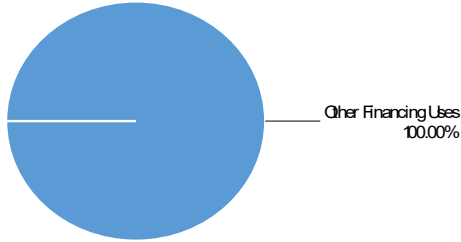
Recommended FY 2024-25 Positions

Classification Code	Classification Label	FTE
70K92	SHERIFFS CORRECTIONAL COOK II	5.00
70N10	INMATE SERVICES SPECIALIST	3.00
80E22	OFFICE ASSISTANT III	2.00
80I07	CORRECTIONS SPECIALIST	11.00
80I08	SENIOR CORRECTIONS SPECIALIST	3.00
80I10	CUSTODY AND CONTROL SPECIALIST	47.00
80I20	SHERIFFS RECORDS SUPERVISOR	2.00
80M02	PATIENT FINANCIAL SERVICES SPECIALIST II	1.00
Total		242.00

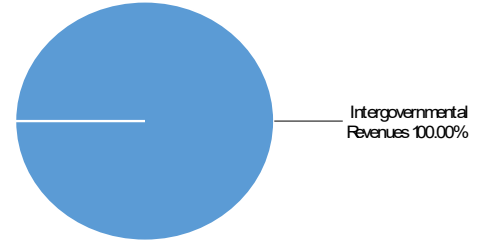
Jail Operations and Administration

(Budget Unit 8238—Fund 022—Appropriation Unit SHE006)

Use of Funds



Source of Funds



Use of Funds

Expenditures	Prior Year 2022-2023	Adopted Budget 2023-2024	CY Estimate 2023-2024	Requested Budget 2024-2025	Recommended Budget 2024-2025	Recommended Change from Adopted
Other Financing Uses	\$815,344	\$613,463	\$956,301	\$1,015,000	\$1,015,000	\$401,537
Subtotal	\$815,344	\$613,463	\$956,301	\$1,015,000	\$1,015,000	\$401,537

Source of Funds

Revenues	Prior Year 2022-2023	Adopted Budget 2023-2024	CY Estimate 2023-2024	Requested Budget 2024-2025	Recommended Budget 2024-2025	Recommended Change from Adopted
Intergovernmental Revenues	\$815,344	\$613,463	\$956,301	\$1,015,000	\$1,015,000	\$401,537
Subtotal	\$815,344	\$613,463	\$956,301	\$1,015,000	\$1,015,000	\$401,537
Fund Balance	—	—	—	—	—	—
General Fund Contributions	\$0	—	—	—	—	—
Total Source of Funds	\$815,344	\$613,463	\$956,301	\$1,015,000	\$1,015,000	\$401,537

Unit Description

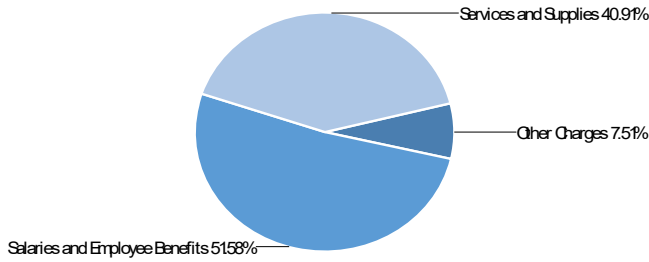
The FY 2011-12 State budget enacted a shift or "realignment" of State program responsibilities and revenues to local governments. To support the various realigned criminal justice, mental health, and social services programs, the Legislature passed Assembly Bill 118 (Chapter 40, Statutes of 2011). AB 118 created the new Local

Revenue Fund 2011, in which a portion of State sales tax and vehicle license fee revenues are deposited, and provided an accounting structure. For transparency in reporting, the County established Fund 022 to account for all public safety realignment revenues related to the Local Revenue Fund. Operating transfers occur between the General Fund and Fund 022 for realigned program's payments.

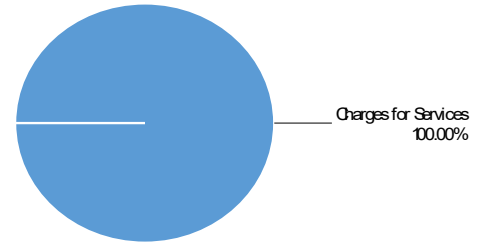
Inmate Programs

(Budget Unit 8239—Fund 001—Appropriation Unit SHE003)

Use of Funds



Source of Funds



Use of Funds

Expenditures	Prior Year 2022-2023	Adopted Budget 2023-2024	CY Estimate 2023-2024	Requested Budget 2024-2025	Recommended Budget 2024-2025	Recommended Change from Adopted
Salaries and Employee Benefits	\$673,333	\$685,216	\$629,126	\$618,454	\$610,973	\$(74,243)
Services and Supplies	\$378,080	\$276,049	\$312,710	\$484,527	\$484,527	\$208,478
Other Charges	\$115,339	\$89,000	—	\$89,000	\$89,000	—
Subtotal	\$1,166,752	\$1,050,265	\$941,836	\$1,191,981	\$1,184,500	\$134,235

Source of Funds

Revenues	Prior Year 2022-2023	Adopted Budget 2023-2024	CY Estimate 2023-2024	Requested Budget 2024-2025	Recommended Budget 2024-2025	Recommended Change from Adopted
Charges for Services	\$873,762	\$1,050,265	\$1,050,265	\$1,188,510	\$1,188,510	\$138,245
Subtotal	\$873,762	\$1,050,265	\$1,050,265	\$1,188,510	\$1,188,510	\$138,245
General Fund Contributions	\$292,991	—	\$(108,429)	\$3,471	\$(4,010)	\$(4,010)
Total Source of Funds	\$1,166,752	\$1,050,265	\$941,836	\$1,191,981	\$1,184,500	\$134,235

Unit Description

This unit oversees all in-custody and custody alternative programs in the County Jail system. This includes the Inmate Welfare Fund and associated programs, such as educational programs, occupational training, religious instruction, individual/family services, and mail and library services. More than 255 volunteers support this activity.

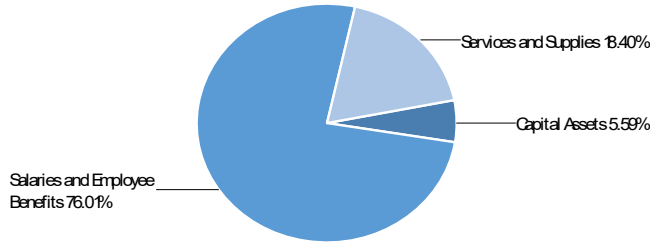
Recommended FY 2024-25 Positions

Classification Code	Classification Label	FTE
70N10	INMATE SERVICES SPECIALIST	4.00
72A40	SENIOR INMATE SERVICES SPECIALIST	1.00
Total		5.00

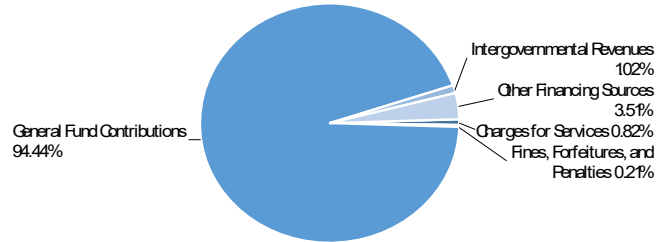
Enforcement Operations and Administration

(Budget Unit 8242—Fund 001—Appropriation Unit SHE001)

Use of Funds



Source of Funds



Use of Funds

Expenditures	Prior Year 2022-2023	Adopted Budget 2023-2024	CY Estimate 2023-2024	Requested Budget 2024-2025	Recommended Budget 2024-2025	Recommended Change from Adopted
Salaries and Employee Benefits	\$27,167,491	\$27,804,519	\$27,754,420	\$29,058,441	\$27,844,409	\$39,890
Services and Supplies	\$5,262,143	\$6,048,491	\$6,391,378	\$6,741,976	\$6,741,976	\$693,485
Other Charges	\$64,203	—	—	—	—	—
Capital Assets	\$36,740	—	\$221,534	\$2,047,091	\$2,047,091	\$2,047,091
Subtotal	\$32,530,577	\$33,853,010	\$34,367,332	\$37,847,508	\$36,633,476	\$2,780,466

Source of Funds

Revenues	Prior Year 2022-2023	Adopted Budget 2023-2024	CY Estimate 2023-2024	Requested Budget 2024-2025	Recommended Budget 2024-2025	Recommended Change from Adopted
Fines, Forfeitures, and Penalties	\$32,116	\$77,298	\$77,298	\$77,298	\$77,298	—
Intergovernmental Revenues	\$49,858	\$23,631	\$23,631	\$373,431	\$373,431	\$349,800
Charges for Services	\$110,731	\$299,861	\$299,861	\$299,861	\$299,861	—
Miscellaneous Revenues	\$1,612	\$5,000	\$5,000	\$5,000	\$5,000	—
Other Financing Sources	\$1,010,700	\$1,337,273	\$1,337,273	\$1,284,974	\$1,284,974	\$(52,299)
Subtotal	\$1,205,017	\$1,743,063	\$1,743,063	\$2,040,564	\$2,040,564	\$297,501
General Fund Contributions	\$31,325,560	\$32,109,947	\$32,624,269	\$35,806,944	\$34,592,912	\$2,482,965
Total Source of Funds	\$32,530,577	\$33,853,010	\$34,367,332	\$37,847,508	\$36,633,476	\$2,780,466

Unit Description

This unit is managed by a chief and commanders responsible for all aspects of enforcement operations including patrol, investigations, special operations and all support functions. This unit also provides general and specialized support to other law enforcement agencies within the County.

The Enforcement Operations and Administration Division also oversees the management of the three patrol stations. The Coastal Patrol Station serves the designated areas of unincorporated Carmel, Carmel Valley, Pebble Beach, The Highlands, Big Sur, Cachagua, and the Highway 68 corridor from Laureles Grade to Highway 1.

The Central Patrol Station covers the area most affected by crimes (Pajaro, Las Lomas, Castroville and Prunedale) and specifically

violent crimes with the highest number of gang members. The station is home to the highest number of assigned staff and therefore supplies the highest number of deputies to special details that include natural disasters, major crimes, special events and major enforcement actions to include those that occur in local cities such as Salinas. This station also trains all the new deputies assigned to the Patrol Division.

The South County Station patrols the largest geographical area, with responsibility over 1,800 square miles divided into three patrol beats. The station provides coverage of South County from 5th Street, Gonzales to the San Luis Obispo County line, and west to the ridgeline of the Santa Lucia mountain range. The U.S. Army and California National Guard have major installations at Fort Hunter Liggett and Camp Roberts. This area also contains a large portion of the Los Padres National Forest.

Recommended FY 2024-25 Positions

Classification Code	Classification Label	FTE
12A10	CHIEF DEPUTY SHERIFF	1.00
34P31	VEHICLE ABATEMENT ENFORCEMENT OFFICER	2.00

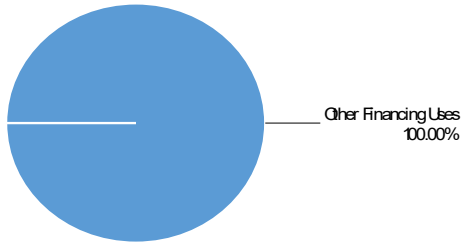
Recommended FY 2024-25 Positions

Classification Code	Classification Label	FTE
36A22	DEPUTY SHERIFF-OPERATIONS	91.00
36A23	SHERIFFS SERGEANT	12.00
36A82	SHERIFFS COMMANDER	2.00
80E22	OFFICE ASSISTANT III	1.00
Total		109.00

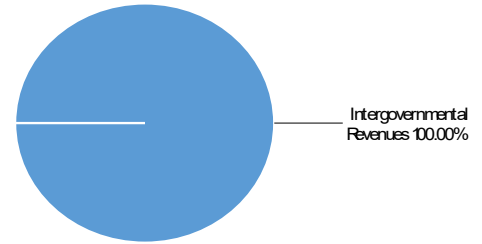
Enforcement Operations and Administration

(Budget Unit 8242—Fund 022—Appropriation Unit SHE006)

Use of Funds



Source of Funds



Use of Funds

Expenditures	Prior Year 2022-2023	Adopted Budget 2023-2024	CY Estimate 2023-2024	Requested Budget 2024-2025	Recommended Budget 2024-2025	Recommended Change from Adopted
Other Financing Uses	\$306,934	\$652,300	\$653,300	\$600,000	\$600,000	\$(52,300)
Subtotal	\$306,934	\$652,300	\$653,300	\$600,000	\$600,000	\$(52,300)

Source of Funds

Revenues	Prior Year 2022-2023	Adopted Budget 2023-2024	CY Estimate 2023-2024	Requested Budget 2024-2025	Recommended Budget 2024-2025	Recommended Change from Adopted
Intergovernmental Revenues	\$270,278	\$652,300	\$653,300	\$600,000	\$600,000	\$(52,300)
Subtotal	\$270,278	\$652,300	\$653,300	\$600,000	\$600,000	\$(52,300)
Fund Balance	\$36,655	—	—	—	—	—
General Fund Contributions	\$1	—	—	—	—	—
Total Source of Funds	\$306,934	\$652,300	\$653,300	\$600,000	\$600,000	\$(52,300)

Unit Description

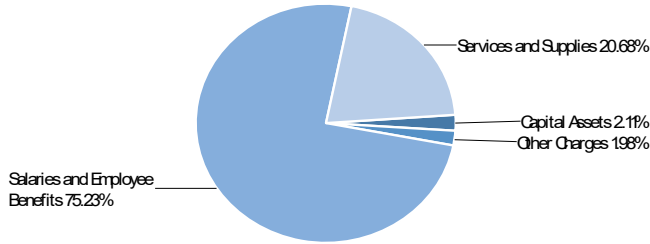
The FY 2011-12 State budget enacted a shift or "realignment" of State program responsibilities and revenues to local governments. To support the various realigned criminal justice, mental health, and social services programs, the Legislature passed Assembly Bill 118 (Chapter 40, Statutes of 2011). AB 118 created the new Local

Revenue Fund 2011, in which a portion of State sales tax and vehicle license fee revenues are deposited, and provided an accounting structure. For transparency in reporting, the County established Fund 022 to account for all public safety realignment revenues related to the Local Revenue Fund. Operating transfers occur between the General Fund and Fund 022 for realigned programs' payments.

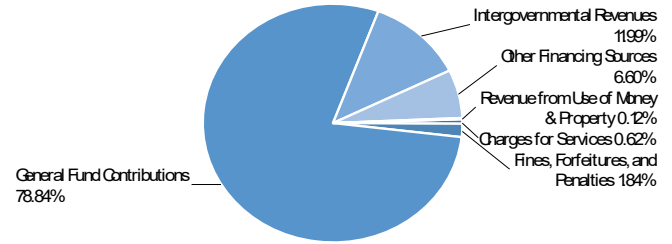
Coroner & Investigation

(Budget Unit 8245—Fund 001—Appropriation Unit SHE001)

Use of Funds



Source of Funds



Use of Funds

Expenditures	Prior Year 2022-2023	Adopted Budget 2023-2024	CY Estimate 2023-2024	Requested Budget 2024-2025	Recommended Budget 2024-2025	Recommended Change from Adopted
Salaries and Employee Benefits	\$7,640,035	\$7,634,573	\$6,574,302	\$8,151,503	\$7,841,254	\$206,681
Services and Supplies	\$1,573,409	\$2,085,856	\$2,012,196	\$2,155,983	\$2,155,983	\$70,127
Other Charges	\$314,687	\$248,493	\$249,033	\$206,651	\$206,651	\$(41,842)
Capital Assets	\$67,646	\$219,600	\$219,600	\$219,600	\$219,600	—
Subtotal	\$9,595,778	\$10,188,522	\$9,055,131	\$10,733,737	\$10,423,488	\$234,966

Source of Funds

Revenues	Prior Year 2022-2023	Adopted Budget 2023-2024	CY Estimate 2023-2024	Requested Budget 2024-2025	Recommended Budget 2024-2025	Recommended Change from Adopted
Fines, Forfeitures, and Penalties	\$85,925	\$191,308	\$191,308	\$191,308	\$191,308	—
Revenue from Use of Money & Property	\$11,025	\$12,000	\$12,000	\$12,000	\$12,000	—
Intergovernmental Revenues	\$1,079,909	\$1,250,000	\$1,250,000	\$1,250,000	\$1,250,000	—
Charges for Services	\$76,729	\$64,390	\$64,390	\$64,390	\$64,390	—
Miscellaneous Revenues	\$31	—	—	—	—	—
Other Financing Sources	\$444,045	\$688,073	\$688,073	\$688,073	\$688,073	—
Subtotal	\$1,697,664	\$2,205,771	\$2,205,771	\$2,205,771	\$2,205,771	—
General Fund Contributions	\$7,898,113	\$7,982,751	\$6,849,360	\$8,527,966	\$8,217,717	\$234,966
Total Source of Funds	\$9,595,778	\$10,188,522	\$9,055,131	\$10,733,737	\$10,423,488	\$234,966

Unit Description

The Coroner's Office investigates all deaths reportable to the Sheriff-Coroner and determines the cause and manner surrounding reportable deaths. There are also contractual obligations with local hospitals to provide forensic pathologist services. The Investigation unit investigates major, complex and sensitive criminal cases that are reported in the unincorporated area and assists other agencies by providing investigative resources when requested. Sub-units focus on person crimes (e.g. homicide, robbery), property crimes, sexual assault and domestic violence. This unit also includes the Agricultural Crimes Unit, the Sexual Assault Felony Enforcement (SAFE) Team and Crime Lab.

Recommended FY 2024-25 Positions

Classification Code	Classification Label	FTE
14C31	MANAGEMENT ANALYST III	1.00
34E22	FORENSIC EVIDENCE TECHNICIAN	2.00
34E30	SUPERVISING FORENSIC EVIDENCE TECHNICIAN	1.00
36A22	DEPUTY SHERIFF-OPERATIONS	18.00

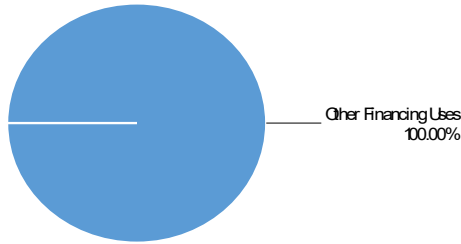
Recommended FY 2024-25 Positions

Classification Code	Classification Label	FTE
36A24	SHERIFFS INVESTIGATIVE SERGEANT	3.00
36A82	SHERIFFS COMMANDER	1.00
50S01	FORENSIC AUTOPSY TECHNICIAN	2.00
80I06	SHERIFFS PROPERTY TECHNICIAN	2.00
	Total	30.00

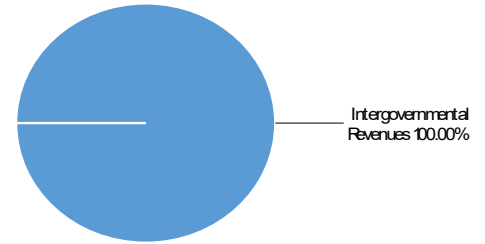
Coroner & Investigation

(Budget Unit 8245—Fund 022—Appropriation Unit SHE006)

Use of Funds



Source of Funds



Use of Funds

Expenditures	Prior Year 2022-2023	Adopted Budget 2023-2024	CY Estimate 2023-2024	Requested Budget 2024-2025	Recommended Budget 2024-2025	Recommended Change from Adopted
Other Financing Uses	\$268,645	\$416,280	\$416,280	\$460,000	\$460,000	\$43,720
Subtotal	\$268,645	\$416,280	\$416,280	\$460,000	\$460,000	\$43,720

Source of Funds

Revenues	Prior Year 2022-2023	Adopted Budget 2023-2024	CY Estimate 2023-2024	Requested Budget 2024-2025	Recommended Budget 2024-2025	Recommended Change from Adopted
Intergovernmental Revenues	\$268,645	\$416,280	\$416,280	\$460,000	\$460,000	\$43,720
Subtotal	\$268,645	\$416,280	\$416,280	\$460,000	\$460,000	\$43,720
Fund Balance	\$1	—	—	—	—	—
General Fund Contributions	\$(1)	—	—	—	—	—
Total Source of Funds	\$268,645	\$416,280	\$416,280	\$460,000	\$460,000	\$43,720

Unit Description

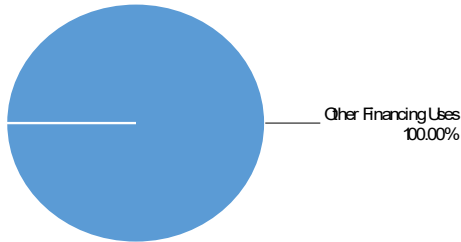
The FY 2011-12 State budget enacted a shift or "realignment" of State program responsibilities and revenues to local governments. To support the various realigned criminal justice, mental health, and social services programs, the Legislature passed Assembly Bill 118 (Chapter 40, Statutes of 2011). AB 118 created the new Local

Revenue Fund 2011, in which a portion of State sales tax and vehicle license fee revenues are deposited, and provided an accounting structure. For transparency in reporting, the County established Fund 022 to account for all public safety realignment revenues related to the Local Revenue Fund. Operating transfers occur between the General Fund and Fund 022 for realigned programs' payments.

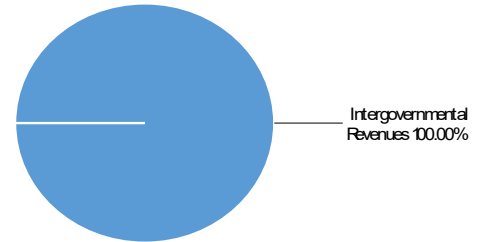
Narcotics

(Budget Unit 8246—Fund 022—Appropriation Unit SHE006)

Use of Funds



Source of Funds



Use of Funds

Expenditures	Prior Year 2022-2023	Adopted Budget 2023-2024	CY Estimate 2023-2024	Requested Budget 2024-2025	Recommended Budget 2024-2025	Recommended Change from Adopted
Other Financing Uses	\$175,400	\$271,793	\$271,793	\$300,000	\$300,000	\$28,207
Subtotal	\$175,400	\$271,793	\$271,793	\$300,000	\$300,000	\$28,207

Source of Funds

Revenues	Prior Year 2022-2023	Adopted Budget 2023-2024	CY Estimate 2023-2024	Requested Budget 2024-2025	Recommended Budget 2024-2025	Recommended Change from Adopted
Intergovernmental Revenues	\$175,400	\$271,793	\$271,793	\$300,000	\$300,000	\$28,207
Subtotal	\$175,400	\$271,793	\$271,793	\$300,000	\$300,000	\$28,207
Fund Balance	—	—	—	—	—	—
General Fund Contributions	\$(0)	—	—	—	—	—
Total Source of Funds	\$175,400	\$271,793	\$271,793	\$300,000	\$300,000	\$28,207

Unit Description

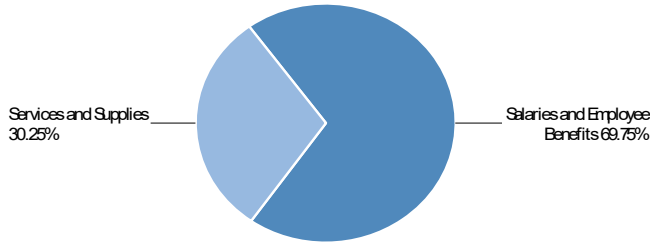
The FY 2011-12 State budget enacted a shift or "realignment" of State program responsibilities and revenues to local governments. To support the various realigned criminal justice, mental health, and social services programs, the Legislature passed Assembly Bill 118 (Chapter 40, Statutes of 2011). AB 118 created the new Local

Revenue Fund 2011, in which a portion of State sales tax and vehicle license fee revenues are deposited, and provided an accounting structure. For transparency in reporting, the County established Fund 022 to account for all public safety realignment revenues related to the Local Revenue Fund. Operating transfers occur between the General Fund and Fund 022 for realigned programs' payments.

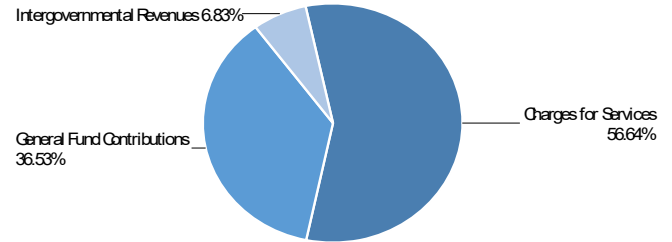
Community Services and Special Enforcement

(Budget Unit 8250—Fund 001—Appropriation Unit SHE001)

Use of Funds



Source of Funds



Use of Funds

Expenditures	Prior Year 2022-2023	Adopted Budget 2023-2024	CY Estimate 2023-2024	Requested Budget 2024-2025	Recommended Budget 2024-2025	Recommended Change from Adopted
Salaries and Employee Benefits	\$3,313,949	\$1,871,120	\$2,827,952	\$1,680,392	\$1,628,760	\$(242,360)
Services and Supplies	\$450,313	\$698,680	\$360,917	\$706,235	\$706,235	\$7,555
Other Charges	\$(2,297)	\$(129,917)	\$(129,917)	\$(140,000)	\$(140,000)	\$(10,083)
Capital Assets	\$276,621	—	—	—	—	—
Subtotal	\$4,038,587	\$2,439,883	\$3,058,952	\$2,246,627	\$2,194,995	\$(244,888)

Source of Funds

Revenues	Prior Year 2022-2023	Adopted Budget 2023-2024	CY Estimate 2023-2024	Requested Budget 2024-2025	Recommended Budget 2024-2025	Recommended Change from Adopted
Fines, Forfeitures, and Penalties	\$3,510	—	—	—	—	—
Intergovernmental Revenues	\$233,287	\$150,000	\$150,000	\$150,000	\$150,000	—
Charges for Services	\$777,168	\$1,243,142	\$1,243,142	\$1,243,142	\$1,243,142	—
Miscellaneous Revenues	\$2	—	—	—	—	—
Subtotal	\$1,013,967	\$1,393,142	\$1,393,142	\$1,393,142	\$1,393,142	—
General Fund Contributions	\$3,024,620	\$1,046,741	\$1,665,810	\$853,485	\$801,853	\$(244,888)
Total Source of Funds	\$4,038,587	\$2,439,883	\$3,058,952	\$2,246,627	\$2,194,995	\$(244,888)

Unit Description

The Community Services unit manages the many special events that are held each year in the County. These events draw large numbers of spectators and visitors to the area requiring an additional law enforcement presence. The unit also manages the Sheriff's Office fleet of vehicles, all volunteer units (Reserves, Mounted, Aero Squad, Sheriff's Emergency Assistance Team), and other specialized teams, including the Search and Rescue Team (SAR). Pursuant to California Government Code Section 26614, the Sheriff has the authority to search for and rescue missing persons in the County. Each year, the SAR and the Dive Team respond to numerous calls for service regarding vehicles over a cliff, lost or injured hikers, divers or swimmers in distress, or other miscellaneous associated calls for service.

In FY 2016-17, the Sheriff's Office expanded the Sheriff's Emergency Assistance Team (SEAT) and the Explorer Post. The SEAT volunteer unit provides personnel to respond to events with traffic control, manning of road blocks, and incident support. SEAT has also begun to provide a cadre of members to conduct Citizens on Patrol activities in the Monterey Peninsula area. This service is being expanded to include Central Station and South County Station coverage. The Explorer Post provides an avenue for youth to participate in Sheriff's Office activities while providing limited personnel resources for major events throughout the County.

The Special Enforcement unit responds to many critical or high-risk incidents outside the training, experience and equipment capabilities of patrol deputies, including the Special Weapons and Tactical Team (SWAT)/Hostage Negotiators (HNT), the Mobile Field Force (MFF) which is capable of responding to civil disobedience and the Bomb Squad/Weapons of Mass Destruction Team. Additionally, this unit manages the Terrorism Liaison Officers who collaborate with the

Northern California Regional Intelligence Center (NCRIC), the Crime Analysts who examine crime trends, and the acquisition, training and daily operations of the canine unit.

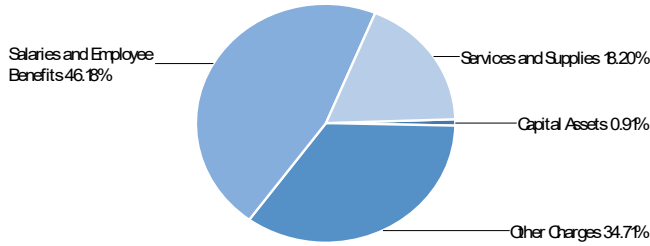
Recommended FY 2024-25 Positions

Classification Code	Classification Label	FTE
14H33	CRIMINAL INTELLIGENCE SPECIALIST	1.00
36A22	DEPUTY SHERIFF-OPERATIONS	1.00
36A23	SHERIFFS SERGEANT	1.00
36A82	SHERIFFS COMMANDER	2.00
60S21	CRIME PREVENTION SPECIALIST	1.00
72C25	VEHICLE MAINTENANCE COORDINATOR	1.00
Total		7.00

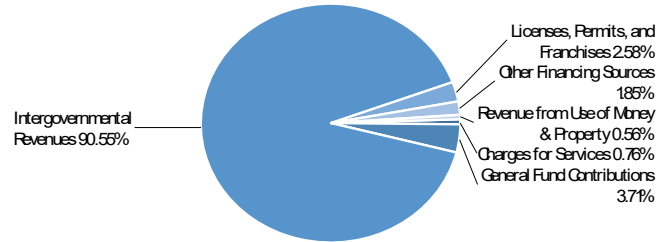
Administration and Indirect Costs

(Budget Unit 8273—Fund 001—Appropriation Unit SHE001)

Use of Funds



Source of Funds



Use of Funds

Expenditures	Prior Year 2022-2023	Adopted Budget 2023-2024	CY Estimate 2023-2024	Requested Budget 2024-2025	Recommended Budget 2024-2025	Recommended Change from Adopted
Salaries and Employee Benefits	\$3,969,680	\$4,429,188	\$3,944,627	\$5,073,640	\$4,568,913	\$139,725
Services and Supplies	\$1,220,154	\$2,050,889	\$2,455,223	\$1,800,677	\$1,800,677	\$(250,212)
Other Charges	\$3,623,770	\$4,788,703	\$4,794,218	\$3,434,222	\$3,434,222	\$(1,354,481)
Capital Assets	\$307,427	\$171,600	\$161,600	\$90,000	\$90,000	\$(81,600)
Subtotal	\$9,121,031	\$11,440,380	\$11,355,668	\$10,398,539	\$9,893,812	\$(1,546,568)

Source of Funds

Revenues	Prior Year 2022-2023	Adopted Budget 2023-2024	CY Estimate 2023-2024	Requested Budget 2024-2025	Recommended Budget 2024-2025	Recommended Change from Adopted
Licenses, Permits, and Franchises	\$224,389	\$254,700	\$254,700	\$254,700	\$254,700	—
Fines, Forfeitures, and Penalties	\$3,227	\$6,000	\$6,000	\$6,000	\$6,000	—
Revenue from Use of Money & Property	\$41,250	\$55,000	\$55,000	\$55,000	\$55,000	—
Intergovernmental Revenues	\$9,070,052	\$9,024,123	\$8,745,982	\$8,951,743	\$8,951,743	\$(72,380)
Charges for Services	\$83,366	\$75,000	\$75,000	\$161,612	\$75,000	—
Miscellaneous Revenues	\$5,072	\$2,250	\$2,250	\$2,250	\$2,250	—
Other Financing Sources	\$148,524	\$182,650	\$182,650	\$182,650	\$182,650	—
Subtotal	\$9,575,879	\$9,599,723	\$9,321,582	\$9,613,955	\$9,527,343	\$(72,380)
General Fund Contributions	\$(454,848)	\$1,840,657	\$2,034,086	\$784,584	\$366,469	\$(1,474,188)
Total Source of Funds	\$9,121,031	\$11,440,380	\$11,355,668	\$10,398,539	\$9,893,812	\$(1,546,568)

Unit Description

The Sheriff's Office Administration serves as the executive management team that directs the entire organization's activities to achieve its mission of protecting the lives and property of residents in the County and operating the County jail. This unit also includes the fiscal and IT services, including budgeting and accounting, payroll, and management information systems support.

Recommended FY 2024-25 Positions

Classification Code	Classification Label	FTE
10B05	SHERIFF	1.00
12A10	CHIEF DEPUTY SHERIFF	1.00
12A13	UNDERSHERIFF	1.00
14B01	PERSONNEL ANALYST	1.00
14C31	MANAGEMENT ANALYST III	1.00
16F41	DEPARTMENTAL INFORMATION SYSTEMS MANAGER II	1.00

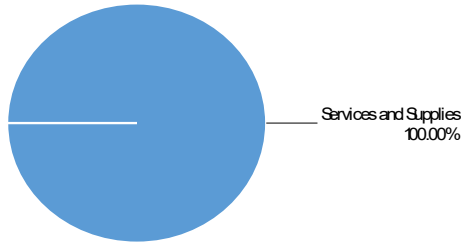
Recommended FY 2024-25 Positions

Classification Code	Classification Label	FTE
20B11	ACCOUNTANT II	2.00
20B12	ACCOUNTANT III	1.00
20B93	FINANCE MANAGER II	1.00
43G05	DIGITAL FORENSIC INVESTIGATOR	1.00
43J09	SENIOR DEPARTMENTAL INFORMATION SYSTEMS COORDINATOR	3.00
43J15	SUPERVISING DEPARTMENTAL INFORMATION SYSTEMS COORDINATOR	2.00
80A34	SENIOR SECRETARY- CONFIDENTIAL	1.00
80A99	ADMINISTRATIVE SECRETARY- CONFIDENTIAL	1.00
80J22	SENIOR ACCOUNT CLERK	3.00
80J30	ACCOUNTING TECHNICIAN	3.00
	Total	24.00

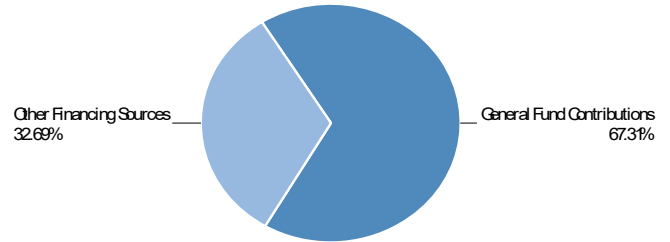
Inmate Medical Program

(Budget Unit 8532—Fund 001—Appropriation Unit SHE003)

Use of Funds



Source of Funds



Use of Funds

Expenditures	Prior Year 2022-2023	Adopted Budget 2023-2024	CY Estimate 2023-2024	Requested Budget 2024-2025	Recommended Budget 2024-2025	Recommended Change from Adopted
Services and Supplies	\$13,129,664	\$15,201,452	\$14,420,750	\$15,268,380	\$15,268,380	\$66,928
Subtotal	\$13,129,664	\$15,201,452	\$14,420,750	\$15,268,380	\$15,268,380	\$66,928

Source of Funds

Revenues	Prior Year 2022-2023	Adopted Budget 2023-2024	CY Estimate 2023-2024	Requested Budget 2024-2025	Recommended Budget 2024-2025	Recommended Change from Adopted
Other Financing Sources	\$4,348,566	\$4,990,823	\$4,990,823	\$4,990,823	\$4,990,823	—
Subtotal	\$4,348,566	\$4,990,823	\$4,990,823	\$4,990,823	\$4,990,823	—
General Fund Contributions	\$8,781,098	\$10,210,629	\$9,429,927	\$10,277,557	\$10,277,557	\$66,928
Total Source of Funds	\$13,129,664	\$15,201,452	\$14,420,750	\$15,268,380	\$15,268,380	\$66,928

Unit Description

This program monitors and oversees the inmate medical services provider. The County contracts to provide inmate medical, dental, and psychological services.



This page intentionally left blank.

Probation

Departmental Overview:

The Probation Department is an integral part of the County of Monterey’s criminal justice system and protects residents by preventing and reducing the frequency, severity, and impact of criminal and delinquent behavior among adults and juveniles. This is accomplished through prevention activities, preparation of appropriate reports, recommendations to the court, enforcement of court orders, assisting victims, and developing new methodologies in probation services. The Department is responsible to the Superior Court for overall policy and procedural matters, and to the Board of Supervisors for funding and levels of service.

Programs and Functions:

The Department manages the operation of all adult and juvenile probation services, including two 24-hour juvenile institutions, and programs that provide alternatives to detention or are designed to deter juveniles from entering the criminal justice system. Probation is composed of Administration and four operational divisions: Adult, Juvenile, Juvenile Hall and Youth Center. The Adult Division provides support to the Courts, supervises offenders under its jurisdiction, and manages alternative to detention programs. The Juvenile Division provides similar services to Court involved and at-risk youth and their families. The two juvenile institutions, Juvenile Hall and Youth Center, provide safe custodial environments for adjudicated youth, as well as in custody and reentry rehabilitative services. The Department invests in an array of partnerships and collaborations with County agencies, law enforcement and criminal justice partners, educational institutions and service providers.

Department’s Contribution to County of Monterey’s Strategic Initiatives:

ADMINISTRATION, HEALTH AND HUMAN SERVICES, INFRASTRUCTURE

The Administrative Division manages departmental infrastructure and support services: fiscal, including collection of victim restitution, personnel, safety, facilities, fleet, training and technology. The Department also manages referrals to services for adult and juvenile clients, serving at-risk youth, utilizing the therapeutic court model, and working with families to improve the home environment. In addition, the Department provides leadership in data sharing projects with the Courts and other criminal justice partners, as well as County agencies and service providers.

PUBLIC SAFETY

The Department uses evidence-based practices in correctional supervision of adult and juvenile offenders, campus safety and community supervision through participation in therapeutic courts and alternatives to detention, reentry services, and referrals to services addressing criminogenic needs and providing support to client rehabilitation. The Department also fosters collaboration with all criminal justice partners, local law enforcement agencies and service providers. Probation Department clients are assessed for risk and needs and supervised by Probation Officers in accordance with court orders. The Department refers clients to community-based service providers and utilizes supervision strategies with the goal of reducing risk factors and supporting positive behavioral changes.



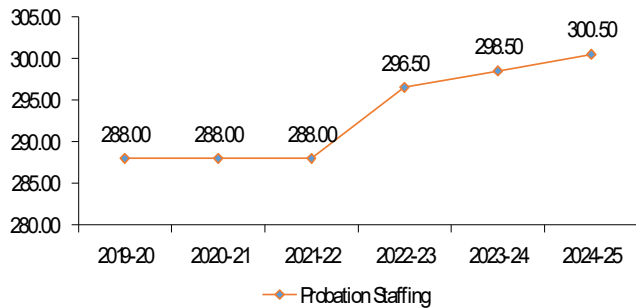
Operating Budget: \$104,150,444
Positions (FTEs): 300.50

Todd Keating
Chief Probation Officer

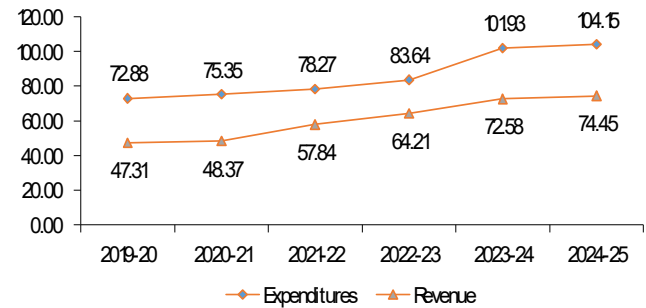
Juvenile Institution

Probation Supervision-Admin.

Staffing Trends



Expenditure/Revenue History (in millions)

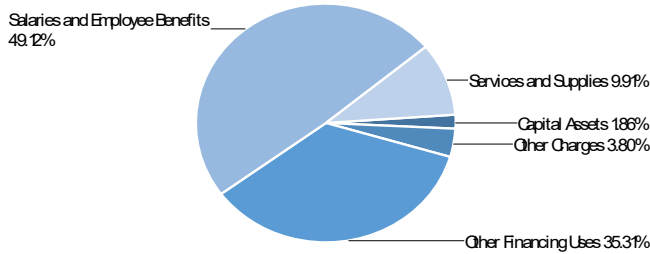


Performance Measures

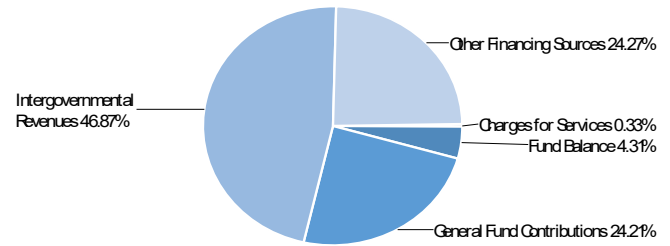
Probationers are assessed and supervised by Probation Officers who monitor compliance with court orders, provide referrals to community based services, and utilize supervision strategies with the goal of reducing risk factors and supporting positive behavioral changes.

Key Performance Measures	2021-22 Actual	2022-23 Actual	2023-24 Mid-Year
Percent of adults who successfully complete probation. Target = 60%	50%	51%	56%
Percent of juveniles who successfully complete probation. Target = 65%	80%	64%	74%
Percent of employees who received an annual EPR. Target = 85%	81%	81%	71%

Use of Funds



Source of Funds



Use of Funds

Expenditures	Prior Year 2022-2023	Adopted Budget 2023-2024	CY Estimate 2023-2024	Requested Budget 2024-2025	Recommended Budget 2024-2025	Recommended Change from Adopted
Salaries and Employee Benefits	\$46,091,858	\$51,527,495	\$51,225,749	\$53,340,982	\$51,158,243	\$(369,252)
Services and Supplies	\$7,573,589	\$10,795,779	\$10,795,779	\$10,404,838	\$10,320,477	\$(475,302)
Other Charges	\$3,904,060	\$4,118,516	\$4,118,516	\$3,956,970	\$3,956,970	\$(161,546)
Capital Assets	\$1,059,931	\$2,354,926	\$2,354,926	\$1,937,387	\$1,937,387	\$(417,539)
Other Financing Uses	\$25,015,461	\$33,082,004	\$33,433,885	\$36,777,367	\$36,777,367	\$3,695,363
Subtotal	\$83,644,898	\$101,878,720	\$101,928,855	\$106,417,544	\$104,150,444	\$2,271,724

Source of Funds

Revenues	Prior Year 2022-2023	Adopted Budget 2023-2024	CY Estimate 2023-2024	Requested Budget 2024-2025	Recommended Budget 2024-2025	Recommended Change from Adopted
Fines, Forfeitures, and Penalties	\$314	\$6,572	\$6,572	\$6,572	\$6,572	—
Intergovernmental Revenues	\$47,365,102	\$48,831,606	\$49,362,279	\$48,809,727	\$48,809,727	\$(21,879)
Charges for Services	\$274,532	\$347,631	\$347,631	\$347,631	\$347,631	—
Miscellaneous Revenues	\$718	\$9,996	\$9,996	\$9,996	\$9,996	—
Other Financing Sources	\$16,573,675	\$22,855,868	\$22,855,868	\$25,275,287	\$25,275,287	\$2,419,419
Subtotal	\$64,214,341	\$72,051,673	\$72,582,346	\$74,449,213	\$74,449,213	\$2,397,540
Fund Balance	\$(7,476,368)	\$2,527,790	\$2,085,181	\$4,490,819	\$4,490,819	\$1,963,029
General Fund Contributions	\$26,906,925	\$27,299,257	\$27,261,328	\$27,477,512	\$25,210,412	\$(2,088,845)
Total Source of Funds	\$83,644,898	\$101,878,720	\$101,928,855	\$106,417,544	\$104,150,444	\$2,271,724

Summary of Recommendation

The FY 2024-25 Recommended Budget for Probation is \$104,150,444, financed by \$74,449,213 in program revenue, \$25,210,412 in General Fund Contribution (GFC) and \$4,490,819 in one-time departmental restricted fund balance.

Appropriations and revenue levels are respectively \$2,271,724 and \$2,397,540 higher than the FY 2023-24 Adopted Budget. The increase in appropriations is primarily due to increases of operational transfers out from the Local Revenue Fund to reimburse the General Fund (\$3,695,363) plus higher salary and benefit costs, workers compensation insurance and pension contributions (\$1,675,911); offset by the County suspension of the supplemental pension program (\$2,025,919) and completion of prior year one-time State funded department projects for facility improvements and service agreements (\$1,356,204).

The Department expects an increase of \$2.4 million in revenue and reimbursements. The increase is chiefly funded by a rise of \$1.7

million in State monies for Public Safety Realignment programs and an increase of operational transfers-in of \$2.4 million for State funded reimbursements for AB109 and Juvenile Probation Camp funding. Additionally, a decrease of \$1.7 million offsets revenues. The decrease is from lower State aid revenues (\$1.4 million) due to completion of prior year one-time State funded projects and local government aid (\$247,795) due to reduced service levels for interservice collaborative programs. Finally, GFC decreased by \$2.1 million primarily due to the aforementioned suspended supplemental pension program.

The Recommended Budget includes two (2) augmentations that total \$478,943. The total is comprised of \$136,182 for Juvenile Hall building systems maintenance and \$342,761 for claimable salary reimbursement offset related to supplemental pension costs.

The Recommended Budget of \$104,150,444 continues to reflect two fund sources: the Local Revenue Fund budget of \$36,777,367 and a General Fund budget of \$67,373,077. Pursuant to State legislation, the Local Revenue Fund is a pass-through fund primarily for receipt

of AB 109 Public Safety Realignment monies. The Department's AB 109 positions and operations are paid from the General Fund and reimbursed from the Local Revenue Fund as expenses are incurred. The funding associated with these realigned responsibilities is shared with other justice partners, including the Sheriff's Office, District Attorney, Public Defender, and Health in the form of operating transfers from Probation to the recipient departments.

The Recommended Budget includes 300.5 full time equivalent positions.

Budget Impacts

The Recommended Budget includes service levels at status quo operations, but Probation continues to face fiscal pressures that consume revenue growth including non-discretionary costs related to rising pension contributions and health care premiums coupled with salary increases. As a result of these pressures, Probation's Recommended Budget contains use of one-time departmental restricted funding, in order to continue mandated services.

In addition, the Recommended Budget does not include the Department's requested augmentations of \$163,143 for leave accrual buyback obligations and \$84,361 for recruitment resources. Despite these fiscal challenges, the Department continues its commitment to public safety and protection of the community and will carefully monitor expenses, and, as necessary, request additional appropriations.

Prior Year Accomplishments

With the development of a Secure Youth Treatment Facility within the confines of Juvenile Hall following the passage of SB 823, institutional programming has expanded to meet the needs of the realigned population, including curriculum from Homeboy Art Academy, Success Stories Program, Wonder Wood Ranch, and an enhanced therapeutic curriculum facilitated by Children's Behavioral Health.

To meet the legislative mandates and rehabilitative needs of the realigned population, a formal individualized rehabilitation and reentry case plan template was created to be used by staff, as well as the formation of an Intradisciplinary Team of representatives from collaborative agencies within the Secure Youth Treatment Program to address and coordinate rehabilitative goals for the realigned population. To assist with reintegration and continuity of services, a community furlough program was created for youth and approved by the court for a less restrictive reentry program setting. This program will enable youth to attend services, education, prosocial activities, and employment within the community; returning to the detention facility after their approved schedule of activities to continue treatment and services within the Secure Youth Treatment Program.

The Youth Center continues to provide and consistently review and identify new programming/services that are evidence-based, focused on youth needs and other factors that may arise during the Youth Center Program/Aftercare. The Youth Center provides continued programs such as Strengthening Families, Life Skills through Sun Street Center, Wonder Wood Ranch equine therapy, Hartnell College Class Ethnic Studies and Power Through Choices.

The Youth Center staff began working with the youth on completing a resume, submitting job applications, applying for financial aid, enrolling in college and securing housing and/or enrolling in a high school program prior to them returning home on Aftercare. Once on

Aftercare, they work, open a bank account, apply for their ID and/or Driver's License and can access transitional living programs for those youth that have reached 18 or older.

Hartnell College has expanded services to the facilities for post-secondary education classes and the Prison Education Program now provides supplemental education and tutoring services for graduates within both facilities, concentrating on educational skills and practice to enhance their pathway to success in college level courses. The program utilizes volunteer students from the California State University and the University of California, many of whom are formerly system impacted students. Children's Behavioral Health has added a full-time psychiatric social worker to the Secure Youth Treatment Program to facilitate moral reconnection therapy, individualized and family therapy, and cognitive behavior treatment with the population.

As part of the Department review of policy and protocols following the passage of SB 823, Juvenile Hall integrated the results of the Youth Assessment Screening Instrument (YASI) risk tool, resulting in rehabilitation case plans with targeted interventions and supervision in the community based upon risk of recidivism. When violations occur, officers are trained to utilize the least restrictive sanction to achieve the desired result, with the goal of keeping offenders in the community to receive services unless they represent a clear threat to themselves or others. The Youth Center is also using the newly implemented YASI assessment tool and updated case plan with paid work experience through Workforce Development and MCOE Goodwill.

Pretrial services continue to make progress toward full implementation and it is estimated the program is approximately 85% toward achieving that goal. The courts are provided with a comprehensive assessment report that addresses the likelihood of the client returning to court and offers conditions of monitoring that correspond to the client's risk score. The courts then decide the appropriateness of releasing the client on pretrial services. However, the recent request by the courts to expand services to conduct assessments on misdemeanor offenses poses a capacity challenge and ultimately will require additional staff in order to meet SB129 compliance.

In January 2024, the Department launched the new case management system (CMS), Tyler Enterprise Supervision, with implementation managed by the Department's Project Management Team (PMT), including Data Reviews/Validations, End User Trainings, Go-Live Preparation and Cut-over and Post Go-Live Support. Additionally, Probation also completed the data exchange from SRN to SRQ file format with Department of Justice at the beginning of 2024.

Budget Year Goals

Implement a resource family recruitment for foster care placements specific to Probation.

Contract with a recognized provider for updated training and coaching on best practices in Community Supervision for staff.

As appropriate, increase the use of offender reporting via OffenderLink to automate or supplement the supervision of clients meeting the established criteria.

Create new statistical reports for youth in custody to: a) support monthly and annual reporting requirements and b) to utilize data and statistical information to support informed decision making.

Develop a proof of concept for Probation to upgrade and migrate to the County’s new version of SharePoint in conjunction with the website project with completion scheduled for the end of 2024.

Increase knowledge in Tyler CMS to retrieve data required to report on monthly/quarterly/annual statistical reports for the Adult and Juvenile Division. Probation IT and PMT will work together to create and develop data reports unavailable with the standard Tyler reports. Complete a Data Clean-Up Project to update and correct transferred data in Tyler CMS from Probation’s previous legacy system.

Continue to develop vocational and post-secondary education opportunities for detained youth in the facilities.

Pending Issues

The Continuum of Care Reform (CCR) shortened the length of stay in out-of-home placement for some juvenile wards of the Court. Consequently, Probation participates in activities to facilitate and expedite the child’s return to their family or a family-type setting with the use of resource families, while reducing the use of congregate (group home) care. CCR has greatly impacted Probation with additional responsibilities, and its placement process and use of various levels of foster care for juvenile justice youth. Another challenge is the lack of licensed Short Term Residential Therapeutic Program (STRTP) facilities in the County to serve this population. Additionally, pursuant to the Families First Prevention Services Act (FFPSA), any youth placed into a STRTP facility requires an assessment from a designated Qualified Individual (QI) and additional responsibilities and oversight by the Court, Probation and the Interagency Placement Committee. This could potentially have a negative impact as the STRTP would not be eligible for certain funding if the QI assessment determines STRTP placement is not appropriate.

Since the implementation of AB 12-Extended Foster Care (EFC) in 2012, eligible non-minor dependents can opt to remain in foster care under Probation’s case management from the age of 18 to 21. In this scenario, the Probation Officer assumes a case manager role, and is mandated by placement rules (once a month visitations face to face, etc.), regardless of where the minor resides. Probation has case-managed young adults participating in EFC in Idaho, Oregon, Texas, Arizona, and California (the Department currently has 6 in the caseload, all in California). Although there is revenue for the program through time study activities and capped reimbursement, the activities can be intense and time consuming for the officers traveling long distance and out of State.

The Juvenile Hall capital project was completed in 2020 and the residents relocated to the new facility. However, the project was scaled down due to funding constraints, and essential areas such as space for programming, kitchen, dining, and laundry areas were eliminated. This continues to limit Probation’s ability to expand services to the residents and is further aggravated by the realignment of youth from State juvenile facilities to Probation’s custodial responsibility.

Budget Trailer Bill SB 823, effective July 1, 2021, transferred responsibility for managing youthful offenders under State custody to local jurisdictions and initiated the closure of California’s State Division of Juvenile Justice (DJJ) and its juvenile correctional facilities. The realigned population include youth under juvenile court jurisdiction that in the past would have been committed to custody in one of the State’s juvenile correctional facilities due to the severity of

their crimes. The short implementation timeline outlined by the legislation, its impact upon the Department’s infrastructure needs, the creation of specialized programs and behavior management protocols and development of comprehensive medical and mental health services for long-term commitments continue to be a considerable challenge for all California counties. Further, the implementation of the responsibility shift for long-term housing, care, and meaningful rehabilitation guidelines that were outlined in the original legislation and the clarifying SB 92 legislation, has resulted in a need for ongoing collaborative development of services to address crucial components of the legislation, as well as those that remain unanswered. These items include additional clarifying legislation to address outstanding legal issues; provide direction for uniformity in operational application of the legislation throughout the State of California; provide additional guidance on sentencing procedures and discharge guidelines for the new secure youth facility track; development of specialized placements, programs, and services that meet the benchmarks outlined by the legislature, and critical updates to the County’s local infrastructure to accommodate youth placed in long-term detention by the court.

The absence of a locked mental health residential treatment facility for youth with severe mental illnesses is an additional challenge for the realigned population. Although there are efforts to identify funding and all needed resources, this remains a slow process and a significant unmet need.

In March 2021, the California Supreme Court upheld a First Appellate District decision (in re Humphrey) indicating that the money bail system violated due process and equal protection by imprisoning defendants prior to trial solely because they could not afford to pay bail. While the ruling does not ban cash bail, it impels the judiciary to favor pretrial release and consider a person’s ability to pay before setting bail, thus greatly reducing or eliminating the cash payment for some offenders.

Under Senate Bill 129, the 2021-22 California State Budget appropriated \$140 million (\$70 million ongoing) to the Judicial Council to fund the implementation and operation of ongoing court programs and practices that promote safe, efficient, fair and timely pretrial programs. The funding is intended to provide courts with information and resources to support judicial officers in making pretrial release decisions that impose the least restrictive conditions to address public safety and return to court as well as implementation of appropriate monitoring practices and provision of services for released individuals. Monterey County Superior Court is contracting with Probation to expand current limited pretrial services. It is anticipated that the lack of appropriate candidates to fill vacant SB129 Probation Department positions will negatively impact the staffing needed for full and timely implementation. This could result in overly burdening current staff and hinder monitoring services. Additionally, securing appropriate training for staff on the selected assessment tool and ensuring that comprehensive systems are created with collaborative partners presents challenges to meet established milestones. Although initial funding provided from the Courts was sufficient for the first year of the program, funding for subsequent years will fall short of the amount needed to achieve mandated service levels and necessary staffing. The Probation Department will therefore have to identify and utilize other funding sources to sustain the pretrial program.

Policy Considerations

There are no policy considerations.

Appropriation Expenditure Detail

	Prior Year 2022-2023	Adopted Budget 2023-2024	CY Estimate 2023-2024	Requested Budget 2024-2025	Recommended Budget 2024-2025	Recommended Change from Adopted	Fund Code	Budget Unit Code
Alternative Programs (PRO001)	\$2,960,098	\$3,738,002	\$3,738,002	\$3,715,420	\$3,631,066	\$(106,936)	001	8162
Alternative Programs (PRO002)	\$2,927,745	\$2,184,312	\$2,184,312	\$2,211,210	\$2,211,210	\$26,898	022	8162
Juvenile Hall (PRO001)	\$12,200,971	\$16,902,249	\$16,902,249	\$17,042,070	\$16,550,247	\$(352,002)	001	8163
Youth Center (PRO001)	\$9,947,523	\$11,434,195	\$11,238,831	\$10,575,436	\$10,240,327	\$(1,193,868)	001	8164
Youth Center (PRO002)	\$3,373,638	\$8,822,176	\$8,822,176	\$9,694,562	\$9,694,562	\$872,386	022	8164
Adult Probation (PRO001)	\$19,007,080	\$21,202,806	\$21,096,424	\$22,750,947	\$22,057,501	\$854,695	001	8165
Adult Probation (PRO002)	\$18,018,848	\$21,687,481	\$22,039,362	\$24,483,560	\$24,483,560	\$2,796,079	022	8165
Juvenile Probation (PRO001)	\$7,998,932	\$8,717,039	\$8,717,039	\$8,383,974	\$8,312,252	\$(404,787)	001	8166
Juvenile Probation (PRO002)	\$695,230	\$388,035	\$388,035	\$388,035	\$388,035	\$0	022	8166
Probation Administration (PRO001)	\$6,514,834	\$6,802,425	\$6,802,425	\$7,172,330	\$6,581,684	\$(220,741)	001	8167
Subtotal	\$83,644,898	\$101,878,720	\$101,928,855	\$106,417,544	\$104,150,444	\$2,271,724		

Budget Units

	Prior Year 2022-2023	Adopted Budget 2023-2024	CY Estimate 2023-2024	Requested Budget 2024-2025	Recommended Budget 2024-2025	Recommended Change from Adopted
Alternative Programs	\$5,887,843	\$5,922,314	\$5,922,314	\$5,926,630	\$5,842,276	\$(80,038)
Juvenile Hall	\$12,200,971	\$16,902,249	\$16,902,249	\$17,042,070	\$16,550,247	\$(352,002)
Youth Center	\$13,321,161	\$20,256,371	\$20,061,007	\$20,269,998	\$19,934,889	\$(321,482)
Adult Probation	\$37,025,928	\$42,890,287	\$43,135,786	\$47,234,507	\$46,541,061	\$3,650,774
Juvenile Probation	\$8,694,162	\$9,105,074	\$9,105,074	\$8,772,009	\$8,700,287	\$(404,787)
Probation Administration	\$6,514,834	\$6,802,425	\$6,802,425	\$7,172,330	\$6,581,684	\$(220,741)
Subtotal	\$83,644,898	\$101,878,720	\$101,928,855	\$106,417,544	\$104,150,444	\$2,271,724

Adopted FY 2023-24 to Recommended FY 2024-25 Positions

Classification Code	Classification Label	Adopted Budget 2022-2023	Adopted Budget 2023-2024	Recommended Budget 2024-2025	Change
11A06	CHIEF PROBATION OFFICER	1.00	1.00	1.00	0.00
12C35	ASSISTANT CHIEF PROBATION OFFICER	1.00	1.00	1.00	0.00
14B21	ASSOCIATE PERSONNEL ANALYST	0.00	0.00	1.00	1.00
14B32	SENIOR PERSONNEL ANALYST	1.00	1.00	1.00	0.00
14C30	MANAGEMENT ANALYST II	3.00	3.00	3.00	0.00
14C31	MANAGEMENT ANALYST III	2.00	2.00	2.00	0.00
14H03	PERSONNEL TECHNICIAN- CONFIDENTIAL	1.00	1.00	1.00	0.00
16C87	BUSINESS TECHNOLOGY ANALYST II	2.00	2.00	2.00	0.00
16F41	DEPARTMENTAL INFORMATION SYSTEMS MANAGER II	1.00	1.00	1.00	0.00
20B10	ACCOUNTANT I	2.00	2.00	2.00	0.00
20B11	ACCOUNTANT II	1.00	1.00	1.00	0.00
20B12	ACCOUNTANT III	1.00	1.00	1.00	0.00
20B93	FINANCE MANAGER II	1.00	1.00	1.00	0.00
43J09	SENIOR DEPARTMENTAL INFORMATION SYSTEMS COORDINATOR	1.00	1.00	1.00	0.00
60F02	PROBATION AIDE	18.50	19.50	21.50	2.00
60F22	DEPUTY PROBATION OFFICER II	73.00	74.00	74.00	0.00
60F23	DEPUTY PROBATION OFFICER III	25.00	25.00	25.00	0.00
60F84	PROBATION SERVICES MANAGER	14.00	14.00	14.00	0.00

Adopted FY 2023-24 to Recommended FY 2024-25 Positions

Classification Code	Classification Label	Adopted Budget 2022-2023	Adopted Budget 2023-2024	Recommended Budget 2024-2025	Change
60F85	PROBATION DIVISION MANAGER	4.00	4.00	4.00	0.00
60F87	JUVENILE INSTITUTIONS SUPERVISOR	9.00	9.00	9.00	0.00
60F89	JUVENILE INSTITUTIONS OFFICER II	73.00	73.00	73.00	0.00
60F90	SENIOR JUVENILE INSTITUTIONS OFFICER	13.00	13.00	13.00	0.00
60I02	PROGRAM MANAGER II	1.00	1.00	1.00	0.00
60K02	VICTIM ASSISTANCE ADVOCATE	2.00	2.00	2.00	0.00
70K23	COOK	5.00	5.00	5.00	0.00
70K25	SENIOR COOK	1.00	1.00	1.00	0.00
70K80	HEAD COOK	1.00	1.00	1.00	0.00
70K83	FOOD ADMINISTRATOR-PROBATION	1.00	1.00	1.00	0.00
70L01	LAUNDRY WORKER I	1.00	0.00	0.00	0.00
72A23	BUILDING MAINTENANCE WORKER	0.00	1.00	1.00	0.00
72A29	SENIOR BUILDING MAINTENANCE WORKER	1.00	1.00	1.00	0.00
80A30	SECRETARIAL ASSISTANT	1.00	1.00	1.00	0.00
80A32	SENIOR SECRETARY	1.00	1.00	1.00	0.00
80A99	ADMINISTRATIVE SECRETARY- CONFIDENTIAL	1.00	1.00	1.00	0.00
80E21	OFFICE ASSISTANT II	16.00	16.00	17.00	1.00
80E22	OFFICE ASSISTANT III	7.00	8.00	8.00	0.00
80E82	SUPERVISING OFFICE ASSISTANT II	2.00	2.00	2.00	0.00
80J22	SENIOR ACCOUNT CLERK	1.00	1.00	1.00	0.00
80J30	ACCOUNTING TECHNICIAN	4.00	4.00	4.00	0.00
80W21	WORD PROCESSOR	3.00	2.00	0.00	(2.00)
Total		296.50	298.50	300.50	2.00

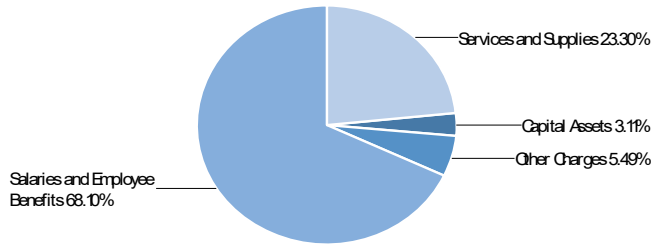
Augmentation Request(s)

Dept	Budget Request Code	Budget Request Name	Ranking Type Name	Net Request	Requested FTE	Recommend ed Total	Recommend ed FTE
2550	2550-8163-001- AUG1	Juvenile Hall Building Systems Maintenance	Status Quo Other	\$136,182	-	\$136,182	-
2550	2550-8167-001- AUG2	Leave Buyback Unit M, N, L, F, J, X, XZ & Y	Status Quo Other	\$163,143	-	-	-
2550	2550-8167-001- AUG3	Recruitment Professional Services	Status Quo Other	\$84,361	-	-	-
2550	2550-8167-001- AUG4	Revenue Loss UAL Suspension	Status Quo Other	\$342,761	-	\$342,761	-
Grand Total				\$726,447	-	\$478,943	-

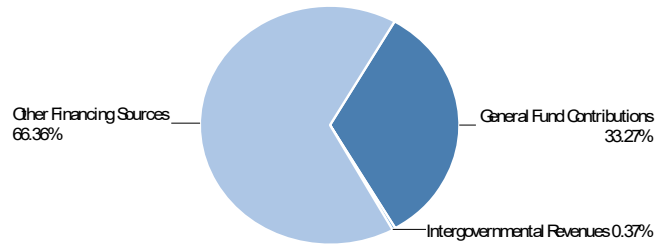
Alternative Programs

(Budget Unit 8162—Fund 001—Appropriation Unit PRO001)

Use of Funds



Source of Funds



Use of Funds

Expenditures	Prior Year 2022-2023	Adopted Budget 2023-2024	CY Estimate 2023-2024	Requested Budget 2024-2025	Recommended Budget 2024-2025	Recommended Change from Adopted
Salaries and Employee Benefits	\$1,921,988	\$2,549,273	\$2,549,273	\$2,557,086	\$2,472,732	\$(76,541)
Services and Supplies	\$674,358	\$880,759	\$880,759	\$845,926	\$845,926	\$(34,833)
Other Charges	\$242,600	\$216,150	\$216,150	\$199,408	\$199,408	\$(16,742)
Capital Assets	\$121,152	\$91,820	\$91,820	\$113,000	\$113,000	\$21,180
Subtotal	\$2,960,098	\$3,738,002	\$3,738,002	\$3,715,420	\$3,631,066	\$(106,936)

Source of Funds

Revenues	Prior Year 2022-2023	Adopted Budget 2023-2024	CY Estimate 2023-2024	Requested Budget 2024-2025	Recommended Budget 2024-2025	Recommended Change from Adopted
Intergovernmental Revenues	—	\$100,000	\$100,000	\$13,427	\$13,427	\$(86,573)
Charges for Services	\$927	—	—	—	—	—
Other Financing Sources	\$2,100,610	\$2,319,054	\$2,319,054	\$2,409,715	\$2,409,715	\$90,661
Subtotal	\$2,101,537	\$2,419,054	\$2,419,054	\$2,423,142	\$2,423,142	\$4,088
General Fund Contributions	\$858,561	\$1,318,948	\$1,318,948	\$1,292,278	\$1,207,924	\$(111,024)
Total Source of Funds	\$2,960,098	\$3,738,002	\$3,738,002	\$3,715,420	\$3,631,066	\$(106,936)

Unit Description

The Alternative Programs unit manages a variety of programs directed at adjudicated and at-risk youth. These programs include the Silver Star Youth Program (SSYP) at Rancho Cielo, and the Silver Star Resource Center (SSRC) for gang prevention and early intervention, the Truancy Program, and Alternative Education collaborations. The unit provides services in the continuum of care ranging from prevention and intervention to education and employment counseling in an effort to reduce the incidence of juvenile delinquency and gang involvement.

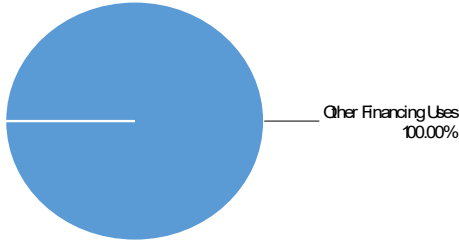
Recommended FY 2024-25 Positions

Classification Code	Classification Label	FTE
20B11	ACCOUNTANT II	1.00
60F02	PROBATION AIDE	5.50
60F22	DEPUTY PROBATION OFFICER II	4.00
60F23	DEPUTY PROBATION OFFICER III	2.00
60F84	PROBATION SERVICES MANAGER	2.00
80E21	OFFICE ASSISTANT II	1.00
Total		15.50

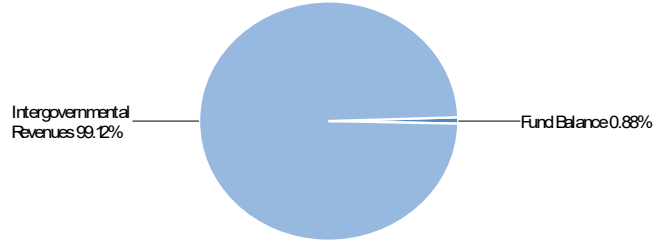
Alternative Programs

(Budget Unit 8162—Fund 022—Appropriation Unit PRO002)

Use of Funds



Source of Funds



Use of Funds

Expenditures	Prior Year 2022-2023	Adopted Budget 2023-2024	CY Estimate 2023-2024	Requested Budget 2024-2025	Recommended Budget 2024-2025	Recommended Change from Adopted
Other Financing Uses	\$2,927,745	\$2,184,312	\$2,184,312	\$2,211,210	\$2,211,210	\$26,898
Subtotal	\$2,927,745	\$2,184,312	\$2,184,312	\$2,211,210	\$2,211,210	\$26,898

Source of Funds

Revenues	Prior Year 2022-2023	Adopted Budget 2023-2024	CY Estimate 2023-2024	Requested Budget 2024-2025	Recommended Budget 2024-2025	Recommended Change from Adopted
Intergovernmental Revenues	\$6,635,064	\$2,172,486	\$2,172,486	\$2,191,670	\$2,191,670	\$19,184
Subtotal	\$6,635,064	\$2,172,486	\$2,172,486	\$2,191,670	\$2,191,670	\$19,184
Fund Balance	\$(3,707,319)	\$11,826	\$11,826	\$19,540	\$19,540	\$7,714
General Fund Contributions	\$(1)	—	—	—	—	—
Total Source of Funds	\$2,927,745	\$2,184,312	\$2,184,312	\$2,211,210	\$2,211,210	\$26,898

Unit Description

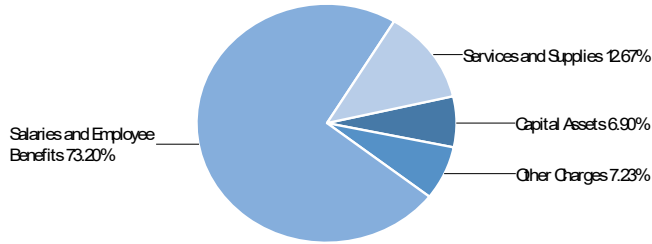
The Fiscal Year 2011-12 State Budget enacted a shift - or "realignment" - of State program responsibilities and revenues to local governments. To support the various realigned criminal justice, mental health, and social services programs, the Legislature passed Assembly Bill 118 (Chapter 40, Statutes of 2011). AB 118 created the new Local Revenue Fund 2011, in which a portion of State sales tax

and vehicle license fee revenues are deposited, and provided an accounting structure. For transparency in reporting, the County established Fund 022 to account for all public safety realignment revenues related to the Local Revenue Fund. Operating transfers occur between the General Fund and Fund 022 for realignment programs' payments.

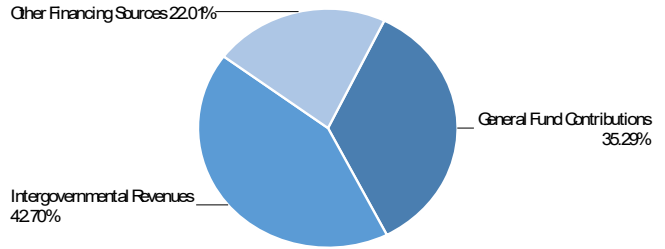
Juvenile Hall

(Budget Unit 8163—Fund 001—Appropriation Unit PRO001)

Use of Funds



Source of Funds



Use of Funds

Expenditures	Prior Year 2022-2023	Adopted Budget 2023-2024	CY Estimate 2023-2024	Requested Budget 2024-2025	Recommended Budget 2024-2025	Recommended Change from Adopted
Salaries and Employee Benefits	\$10,070,146	\$12,166,315	\$12,166,315	\$12,607,268	\$12,115,445	\$(50,870)
Services and Supplies	\$1,148,617	\$2,253,442	\$2,253,442	\$2,096,732	\$2,096,732	\$(156,710)
Other Charges	\$697,549	\$1,168,014	\$1,168,014	\$1,195,850	\$1,195,850	\$27,836
Capital Assets	\$284,658	\$1,314,478	\$1,314,478	\$1,142,220	\$1,142,220	\$(172,258)
Subtotal	\$12,200,971	\$16,902,249	\$16,902,249	\$17,042,070	\$16,550,247	\$(352,002)

Source of Funds

Revenues	Prior Year 2022-2023	Adopted Budget 2023-2024	CY Estimate 2023-2024	Requested Budget 2024-2025	Recommended Budget 2024-2025	Recommended Change from Adopted
Intergovernmental Revenues	\$4,483,580	\$7,987,268	\$8,025,197	\$7,065,388	\$7,065,388	\$(921,880)
Charges for Services	\$76,619	\$4,500	\$4,500	\$4,500	\$4,500	—
Other Financing Sources	\$1,276,027	\$2,433,265	\$2,433,265	\$3,642,040	\$3,642,040	\$1,208,775
Subtotal	\$5,836,227	\$10,425,033	\$10,462,962	\$10,711,928	\$10,711,928	\$286,895
General Fund Contributions	\$6,364,744	\$6,477,216	\$6,439,287	\$6,330,142	\$5,838,319	\$(638,897)
Total Source of Funds	\$12,200,971	\$16,902,249	\$16,902,249	\$17,042,070	\$16,550,247	\$(352,002)

Unit Description

Juvenile Hall is an 80 bed secure treatment facility that provides services to in custody youth awaiting adjudication or disposition from Juvenile Court, as well as a secure youth treatment program for those youth that have been determined by the Juvenile Court to require rehabilitation and treatment within a highly structured custodial setting. Additionally, the Department operates the Home Supervision and the Temporary Electronic Monitoring Programs as detention alternatives that enable youth to return to their homes during the court process.

Referrals to Juvenile Hall are received from countywide law enforcement agencies, the Probation Department, and the Superior Court. Services are provided to youth to assist with their reintegration into the community and address their educational, physical, behavioral, psychological and emotional needs within a trauma-informed setting. Youth committed to the Secure Youth Treatment Program receive intensive intervention designed to help youth develop life skills, learn emotional management and problem-solving

skills, develop an awareness about the dynamic factors that have resulted in law enforcement involvement, as well as benefit from a full continuum of cognitive and mental health services geared towards supporting long term success both in and out of the custody setting.

Recommended FY 2024-25 Positions

Classification Code	Classification Label	FTE
60F02	PROBATION AIDE	3.00
60F22	DEPUTY PROBATION OFFICER II	1.00
60F23	DEPUTY PROBATION OFFICER III	1.00
60F84	PROBATION SERVICES MANAGER	1.00
60F85	PROBATION DIVISION MANAGER	1.00
60F87	JUVENILE INSTITUTIONS SUPERVISOR	5.00

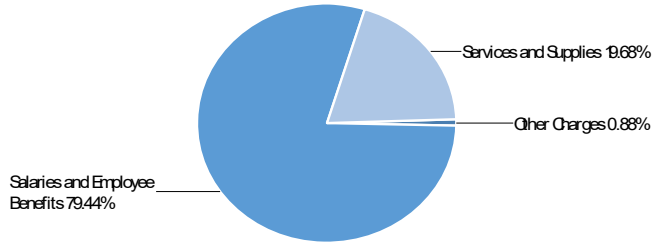
Recommended FY 2024-25 Positions

Classification Code	Classification Label	FTE
60F89	JUVENILE INSTITUTIONS OFFICER II	49.00
60F90	SENIOR JUVENILE INSTITUTIONS OFFICER	9.00
72A23	BUILDING MAINTENANCE WORKER	1.00
72A29	SENIOR BUILDING MAINTENANCE WORKER	1.00
80A30	SECRETARIAL ASSISTANT	1.00
80E21	OFFICE ASSISTANT II	1.00
Total		74.00

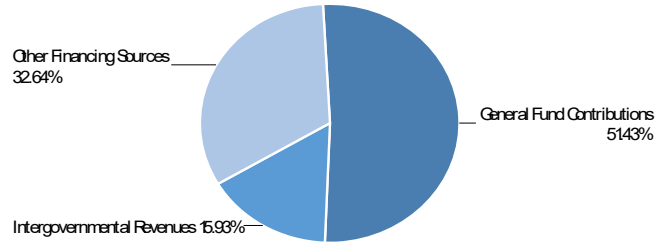
Youth Center

(Budget Unit 8164—Fund 001—Appropriation Unit PRO001)

Use of Funds



Source of Funds



Use of Funds

Expenditures	Prior Year 2022-2023	Adopted Budget 2023-2024	CY Estimate 2023-2024	Requested Budget 2024-2025	Recommended Budget 2024-2025	Recommended Change from Adopted
Salaries and Employee Benefits	\$7,936,934	\$8,445,501	\$8,250,137	\$8,465,770	\$8,130,661	\$(314,840)
Services and Supplies	\$1,953,534	\$2,328,211	\$2,328,211	\$2,014,311	\$2,014,311	\$(313,900)
Other Charges	—	—	—	\$90,055	\$90,055	\$90,055
Capital Assets	\$57,054	\$660,483	\$660,483	\$5,300	\$5,300	\$(655,183)
Subtotal	\$9,947,523	\$11,434,195	\$11,238,831	\$10,575,436	\$10,240,327	\$(1,193,868)

Source of Funds

Revenues	Prior Year 2022-2023	Adopted Budget 2023-2024	CY Estimate 2023-2024	Requested Budget 2024-2025	Recommended Budget 2024-2025	Recommended Change from Adopted
Intergovernmental Revenues	\$1,237,780	\$1,831,936	\$1,636,572	\$1,629,950	\$1,629,950	\$(201,986)
Charges for Services	\$10,356	—	—	—	—	—
Miscellaneous Revenues	\$718	\$5,996	\$5,996	\$5,996	\$5,996	—
Other Financing Sources	\$3,135,887	\$3,977,524	\$3,977,524	\$3,340,878	\$3,340,878	\$(636,646)
Subtotal	\$4,384,741	\$5,815,456	\$5,620,092	\$4,976,824	\$4,976,824	\$(838,632)
General Fund Contributions	\$5,562,782	\$5,618,739	\$5,618,739	\$5,598,612	\$5,263,503	\$(355,236)
Total Source of Funds	\$9,947,523	\$11,434,195	\$11,238,831	\$10,575,436	\$10,240,327	\$(1,193,868)

Unit Description

Youth Center is a local secure treatment facility and aftercare program designed for Juvenile Court wards, comprised of four dormitories with a total capacity of 60 male residents. The program's cognitive behavioral approach is focused on building trusting relationships with positive adult role models (staff), developing better decision making skills and learning strategies to reduce anger by attending group and individual counseling sessions along with receiving substance abuse, mental health and educational services.

Rehabilitation opportunities are offered in collaboration with other County agencies and departments, as well as private and business

sectors of the community. The Youth Center's environment is designed to address anti-social/illegal behavior and thinking patterns in youth while promoting acceptance of personal responsibility, increasing self-awareness, enhancing resilience and personal coping mechanisms, and encouraging pro-social attitudes and behaviors.

The Aftercare/Reentry portion of the program is spent in the community and can last from six to twelve months. All residents are placed on electronic monitoring when they first start the Aftercare Program. The goal of reentry is to transition the youth successfully back into their family and the community through supervision, connection to resources and continued therapeutic treatment and support.

Recommended FY 2024-25 Positions

Classification Code	Classification Label	FTE
60F02	PROBATION AIDE	3.00
60F22	DEPUTY PROBATION OFFICER II	2.00
60F23	DEPUTY PROBATION OFFICER III	2.00
60F84	PROBATION SERVICES MANAGER	1.00
60F85	PROBATION DIVISION MANAGER	1.00
60F87	JUVENILE INSTITUTIONS SUPERVISOR	4.00
60F89	JUVENILE INSTITUTIONS OFFICER II	24.00

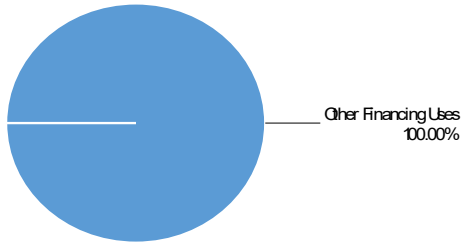
Recommended FY 2024-25 Positions

Classification Code	Classification Label	FTE
60F90	SENIOR JUVENILE INSTITUTIONS OFFICER	4.00
70K23	COOK	5.00
70K25	SENIOR COOK	1.00
70K80	HEAD COOK	1.00
70K83	FOOD ADMINISTRATOR- PROBATION	1.00
80E21	OFFICE ASSISTANT II	1.00
80E22	OFFICE ASSISTANT III	1.00
Total		51.00

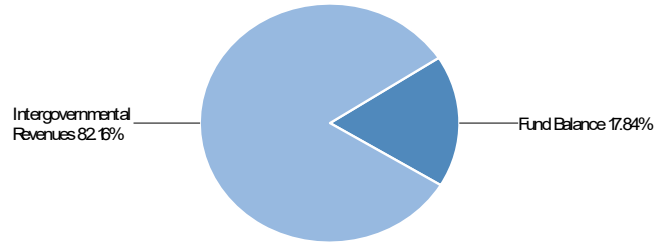
Youth Center

(Budget Unit 8164—Fund 022—Appropriation Unit PRO002)

Use of Funds



Source of Funds



Use of Funds

Expenditures	Prior Year 2022-2023	Adopted Budget 2023-2024	CY Estimate 2023-2024	Requested Budget 2024-2025	Recommended Budget 2024-2025	Recommended Change from Adopted
Other Financing Uses	\$3,373,638	\$8,822,176	\$8,822,176	\$9,694,562	\$9,694,562	\$872,386
Subtotal	\$3,373,638	\$8,822,176	\$8,822,176	\$9,694,562	\$9,694,562	\$872,386

Source of Funds

Revenues	Prior Year 2022-2023	Adopted Budget 2023-2024	CY Estimate 2023-2024	Requested Budget 2024-2025	Recommended Budget 2024-2025	Recommended Change from Adopted
Intergovernmental Revenues	\$3,173,444	\$7,720,641	\$7,720,641	\$7,964,880	\$7,964,880	\$244,239
Subtotal	\$3,173,444	\$7,720,641	\$7,720,641	\$7,964,880	\$7,964,880	\$244,239
Fund Balance	\$200,194	\$1,101,535	\$1,101,535	\$1,729,682	\$1,729,682	\$628,147
General Fund Contributions	\$0	—	—	—	—	—
Total Source of Funds	\$3,373,638	\$8,822,176	\$8,822,176	\$9,694,562	\$9,694,562	\$872,386

Unit Description

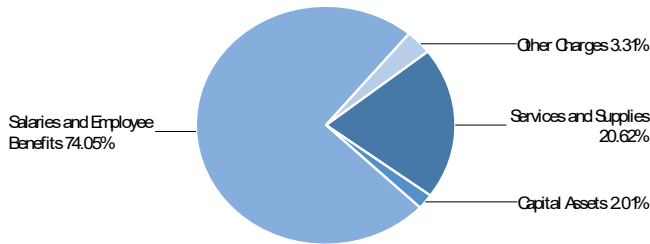
The Fiscal Year 2011-12 State Budget enacted a shift - or "realignment" - of State program responsibilities and revenues to local governments. To support the various realigned criminal justice, mental health, and social services programs, the Legislature passed Assembly Bill 118 (Chapter 40, Statutes of 2011). AB 118 created the new Local Revenue Fund 2011, in which a portion of State sales tax

and vehicle license fee revenues are deposited, and provided an accounting structure. For transparency in reporting, the County established Fund 022 to account for all public safety realignment revenues related to the Local Revenue Fund. Operating transfers occur between the General Fund and Fund 022 for realignment programs' payments.

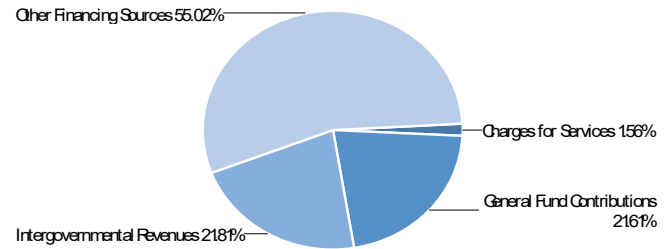
Adult Probation

(Budget Unit 8165—Fund 001—Appropriation Unit PRO001)

Use of Funds



Source of Funds



Use of Funds

Expenditures	Prior Year 2022-2023	Adopted Budget 2023-2024	CY Estimate 2023-2024	Requested Budget 2024-2025	Recommended Budget 2024-2025	Recommended Change from Adopted
Salaries and Employee Benefits	\$15,321,815	\$16,521,803	\$16,415,421	\$17,027,111	\$16,333,665	\$(188,138)
Services and Supplies	\$2,998,119	\$4,297,356	\$4,297,356	\$4,549,047	\$4,549,047	\$251,691
Other Charges	\$264,052	\$277,169	\$277,169	\$730,989	\$730,989	\$453,820
Capital Assets	\$423,094	\$106,478	\$106,478	\$443,800	\$443,800	\$337,322
Subtotal	\$19,007,080	\$21,202,806	\$21,096,424	\$22,750,947	\$22,057,501	\$854,695

Source of Funds

Revenues	Prior Year 2022-2023	Adopted Budget 2023-2024	CY Estimate 2023-2024	Requested Budget 2024-2025	Recommended Budget 2024-2025	Recommended Change from Adopted
Fines, Forfeitures, and Penalties	\$314	\$6,572	\$6,572	\$6,572	\$6,572	—
Intergovernmental Revenues	\$4,968,920	\$4,687,800	\$4,581,418	\$4,809,566	\$4,809,566	\$121,766
Charges for Services	\$99,096	\$343,131	\$343,131	\$343,131	\$343,131	—
Miscellaneous Revenues	—	\$2,000	\$2,000	\$2,000	\$2,000	—
Other Financing Sources	\$8,703,477	\$10,712,664	\$10,712,664	\$12,130,746	\$12,130,746	\$1,418,082
Subtotal	\$13,771,808	\$15,752,167	\$15,645,785	\$17,292,015	\$17,292,015	\$1,539,848
General Fund Contributions	\$5,235,272	\$5,450,639	\$5,450,639	\$5,458,932	\$4,765,486	\$(685,153)
Total Source of Funds	\$19,007,080	\$21,202,806	\$21,096,424	\$22,750,947	\$22,057,501	\$854,695

Unit Description

The Adult Probation Division provides all services including court sentencing investigation reports, case management and field supervision for adult offenders as ordered by the sentencing court. These orders require actions such as victim restitution determination and collection, referral of adult offenders to community based treatment programs, substance abuse testing, probation compliance searches, housing, mental health and job readiness. Other services include the Supervised Home Confinement program, which utilizes global positioning system and alcohol monitoring of clients meeting the program criteria in lieu of physical custody at the jail, Pretrial Services, Drug Treatment Court, Mental Health Court (Creating New Choices-CNC), Driving Under the Influence Court, Veterans Treatment Court, Adult Day Reporting and Re-Entry Center, Adult Placement Program, general supervision caseloads, and specialized

caseloads and services for sex offenders, gang members, and domestic violence (Family Violence Unit and Child Advocate Program).

Officers conduct risk and needs assessments, including the Ontario Domestic Assault Risk Assessment and the State Authorized Risk Assessment Tools for Sex Offenders. Based on identified criminogenic needs, officers create individualized case plans to successfully supervise and reintegrate offenders into the community.

The Adult Division is also responsible for the community supervision of the realigned population returning from the California Department of Corrections and Rehabilitation, which entails coordination with local law enforcement agencies, the State, jail, community partners, and the Superior Court.

Recommended FY 2024-25 Positions

Classification Code	Classification Label	FTE
14C30	MANAGEMENT ANALYST II	1.00
14C31	MANAGEMENT ANALYST III	1.00
16C87	BUSINESS TECHNOLOGY ANALYST II	1.00
20B10	ACCOUNTANT I	1.00
60F02	PROBATION AIDE	7.00
60F22	DEPUTY PROBATION OFFICER II	45.00
60F23	DEPUTY PROBATION OFFICER III	14.00
60F84	PROBATION SERVICES MANAGER	6.00

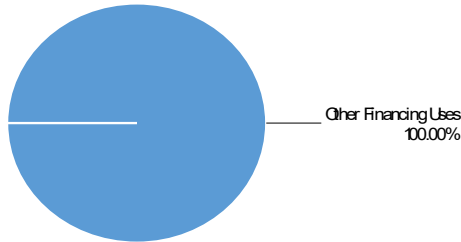
Recommended FY 2024-25 Positions

Classification Code	Classification Label	FTE
60F85	PROBATION DIVISION MANAGER	1.00
60I02	PROGRAM MANAGER II	1.00
60K02	VICTIM ASSISTANCE ADVOCATE	2.00
80A32	SENIOR SECRETARY	1.00
80E21	OFFICE ASSISTANT II	8.00
80E22	OFFICE ASSISTANT III	3.00
80E82	SUPERVISING OFFICE ASSISTANT II	1.00
Total		93.00

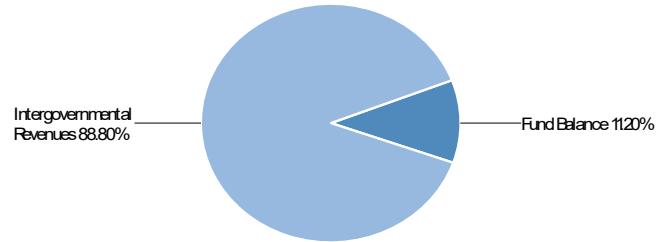
Adult Probation

(Budget Unit 8165—Fund 022—Appropriation Unit PRO002)

Use of Funds



Source of Funds



Use of Funds

Expenditures	Prior Year 2022-2023	Adopted Budget 2023-2024	CY Estimate 2023-2024	Requested Budget 2024-2025	Recommended Budget 2024-2025	Recommended Change from Adopted
Other Financing Uses	\$18,018,848	\$21,687,481	\$22,039,362	\$24,483,560	\$24,483,560	\$2,796,079
Subtotal	\$18,018,848	\$21,687,481	\$22,039,362	\$24,483,560	\$24,483,560	\$2,796,079

Source of Funds

Revenues	Prior Year 2022-2023	Adopted Budget 2023-2024	CY Estimate 2023-2024	Requested Budget 2024-2025	Recommended Budget 2024-2025	Recommended Change from Adopted
Intergovernmental Revenues	\$21,997,272	\$20,273,052	\$21,067,542	\$21,741,963	\$21,741,963	\$1,468,911
Subtotal	\$21,997,272	\$20,273,052	\$21,067,542	\$21,741,963	\$21,741,963	\$1,468,911
Fund Balance	\$(3,978,424)	\$1,414,429	\$971,820	\$2,741,597	\$2,741,597	\$1,327,168
General Fund Contributions	\$(0)	—	—	—	—	—
Total Source of Funds	\$18,018,848	\$21,687,481	\$22,039,362	\$24,483,560	\$24,483,560	\$2,796,079

Unit Description


The Fiscal Year 2011-12 State Budget enacted a shift - or "realignment" - of State program responsibilities and revenues to local governments. To support the various realigned criminal justice, mental health, and social services programs, the Legislature passed Assembly Bill 118 (Chapter 40, Statutes of 2011). AB 118 created the new Local Revenue Fund 2011, in which a portion of State sales tax

and vehicle license fee revenues are deposited, and provided an accounting structure. For transparency in reporting, the County established Fund 022 to account for all public safety realignment revenues related to the Local Revenue Fund. Operating transfers occur between the General Fund and Fund 022 for realignment programs' payments.

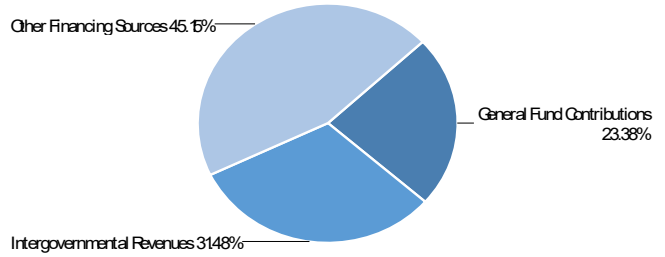
Juvenile Probation

(Budget Unit 8166—Fund 001—Appropriation Unit PRO001)

Use of Funds



Source of Funds



Use of Funds

Expenditures	Prior Year 2022-2023	Adopted Budget 2023-2024	CY Estimate 2023-2024	Requested Budget 2024-2025	Recommended Budget 2024-2025	Recommended Change from Adopted
Salaries and Employee Benefits	\$7,766,340	\$8,469,695	\$8,469,695	\$8,151,905	\$8,080,183	\$(389,512)
Services and Supplies	\$386,652	\$457,795	\$457,795	\$375,277	\$375,277	\$(82,518)
Other Charges	\$(218,311)	\$(222,566)	\$(222,566)	\$(175,323)	\$(175,323)	\$47,243
Capital Assets	\$64,250	\$12,115	\$12,115	\$32,115	\$32,115	\$20,000
Subtotal	\$7,998,932	\$8,717,039	\$8,717,039	\$8,383,974	\$8,312,252	\$(404,787)

Source of Funds

Revenues	Prior Year 2022-2023	Adopted Budget 2023-2024	CY Estimate 2023-2024	Requested Budget 2024-2025	Recommended Budget 2024-2025	Recommended Change from Adopted
Intergovernmental Revenues	\$3,825,271	\$3,075,340	\$3,075,340	\$2,615,809	\$2,615,809	\$(459,531)
Charges for Services	\$78,668	—	—	—	—	—
Miscellaneous Revenues	—	\$2,000	\$2,000	\$2,000	\$2,000	—
Other Financing Sources	\$1,357,674	\$3,413,361	\$3,413,361	\$3,751,908	\$3,751,908	\$338,547
Subtotal	\$5,261,613	\$6,490,701	\$6,490,701	\$6,369,717	\$6,369,717	\$(120,984)
General Fund Contributions	\$2,737,319	\$2,226,338	\$2,226,338	\$2,014,257	\$1,942,535	\$(283,803)
Total Source of Funds	\$7,998,932	\$8,717,039	\$8,717,039	\$8,383,974	\$8,312,252	\$(404,787)

Unit Description

The Juvenile Probation Division consists of intake, diversion and early intervention services, court investigation, and field supervision. Services include victim restitution, restorative justice programs, the campus-based Probation Officer program, a specialized juvenile sex offender program (Juveniles who Sexually Offend Response Team-JSORT), juvenile drug court, and juvenile special services, such as wraparound, mental health assessments and a mental health court (Collaborative Action Linking Adolescents-CALA), and out-of-home placement.

Orders of probation require a variety of activities, including drug testing, the collection of victim restitution, probation searches, the monitoring of school performance and referrals of youth and families to various community treatment interventions, conducting risk and needs assessments to identify criminogenic needs, assessing youth and the family to determine if the youth is at-risk of being a candidate

for foster care, and monitoring youth's progress to enable them to meet their rehabilitative goals.

Recommended FY 2024-25 Positions

Classification Code	Classification Label	FTE
14C30	MANAGEMENT ANALYST II	1.00
60F02	PROBATION AIDE	3.00
60F22	DEPUTY PROBATION OFFICER II	22.00
60F23	DEPUTY PROBATION OFFICER III	6.00
60F84	PROBATION SERVICES MANAGER	3.00
60F85	PROBATION DIVISION MANAGER	1.00

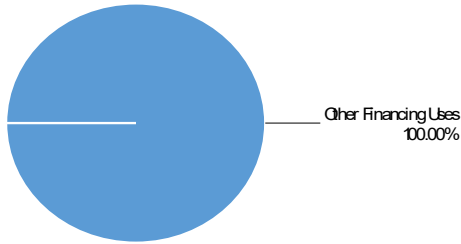
Recommended FY 2024-25 Positions

Classification Code	Classification Label	FTE
80E21	OFFICE ASSISTANT II	6.00
80E22	OFFICE ASSISTANT III	4.00
80E82	SUPERVISING OFFICE ASSISTANT II	1.00
80W21	WORD PROCESSOR	0.00
Total		47.00

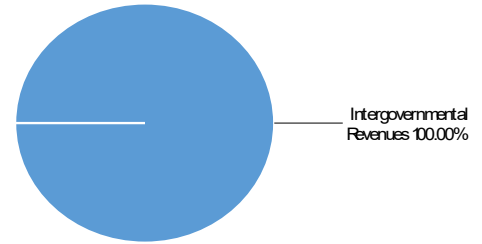
Juvenile Probation

(Budget Unit 8166—Fund 022—Appropriation Unit PRO002)

Use of Funds



Source of Funds



Use of Funds

Expenditures	Prior Year 2022-2023	Adopted Budget 2023-2024	CY Estimate 2023-2024	Requested Budget 2024-2025	Recommended Budget 2024-2025	Recommended Change from Adopted
Other Financing Uses	\$695,230	\$388,035	\$388,035	\$388,035	\$388,035	—
Subtotal	\$695,230	\$388,035	\$388,035	\$388,035	\$388,035	—

Source of Funds

Revenues	Prior Year 2022-2023	Adopted Budget 2023-2024	CY Estimate 2023-2024	Requested Budget 2024-2025	Recommended Budget 2024-2025	Recommended Change from Adopted
Intergovernmental Revenues	\$686,049	\$388,035	\$388,035	\$388,035	\$388,035	—
Subtotal	\$686,049	\$388,035	\$388,035	\$388,035	\$388,035	—
Fund Balance	\$9,181	—	—	—	—	—
General Fund Contributions	\$0	—	—	—	—	—
Total Source of Funds	\$695,230	\$388,035	\$388,035	\$388,035	\$388,035	—

Unit Description

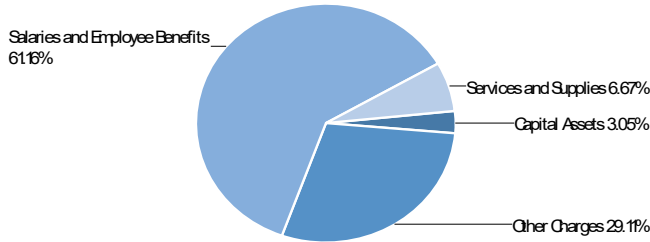
The Fiscal Year 2011-12 State Budget enacted a shift - or "realignment"- of State program responsibilities and revenues to local governments. To support the various realigned criminal justice, mental health, and social services programs, the Legislature passed Assembly Bill 118 (Chapter 40, Statutes of 2011). AB 118 created the new Local Revenue Fund 2011, in which a portion of State sales tax

and vehicle license fee revenues are deposited, and provided an accounting structure. For transparency in reporting, the County established Fund 022 to account for all public safety realignment revenues related to the Local Revenue Fund. Operating transfers occur between the General Fund and Fund 022 for realignment programs' payments.

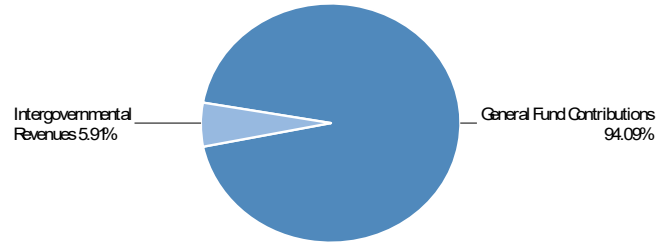
Probation Administration

(Budget Unit 8167—Fund 001—Appropriation Unit PRO001)

Use of Funds



Source of Funds



Use of Funds

Expenditures	Prior Year 2022-2023	Adopted Budget 2023-2024	CY Estimate 2023-2024	Requested Budget 2024-2025	Recommended Budget 2024-2025	Recommended Change from Adopted
Salaries and Employee Benefits	\$3,074,634	\$3,374,908	\$3,374,908	\$4,531,842	\$4,025,557	\$650,649
Services and Supplies	\$412,307	\$578,216	\$578,216	\$523,545	\$439,184	\$(139,032)
Other Charges	\$2,918,170	\$2,679,749	\$2,679,749	\$1,915,991	\$1,915,991	\$(763,758)
Capital Assets	\$109,722	\$169,552	\$169,552	\$200,952	\$200,952	\$31,400
Subtotal	\$6,514,834	\$6,802,425	\$6,802,425	\$7,172,330	\$6,581,684	\$(220,741)

Source of Funds

Revenues	Prior Year 2022-2023	Adopted Budget 2023-2024	CY Estimate 2023-2024	Requested Budget 2024-2025	Recommended Budget 2024-2025	Recommended Change from Adopted
Intergovernmental Revenues	\$357,722	\$595,048	\$595,048	\$389,039	\$389,039	\$(206,009)
Charges for Services	\$8,865	—	—	—	—	—
Miscellaneous Revenues	\$0	—	—	—	—	—
Subtotal	\$366,587	\$595,048	\$595,048	\$389,039	\$389,039	\$(206,009)
General Fund Contributions	\$6,148,247	\$6,207,377	\$6,207,377	\$6,783,291	\$6,192,645	\$(14,732)
Total Source of Funds	\$6,514,834	\$6,802,425	\$6,802,425	\$7,172,330	\$6,581,684	\$(220,741)

Unit Description

The Administration Division provides a wide range of infrastructure services to the Department, including fiscal and contract management, human resources and employee training and development (including arming for sworn officers), facilities and fleet management, and information technology.

Recommended FY 2024-25 Positions

Classification Code	Classification Label	FTE
11A06	CHIEF PROBATION OFFICER	1.00
12C35	ASSISTANT CHIEF PROBATION OFFICER	1.00
14B21	ASSOCIATE PERSONNEL ANALYST	1.00
14B32	SENIOR PERSONNEL ANALYST	1.00
14C30	MANAGEMENT ANALYST II	1.00

Recommended FY 2024-25 Positions

Classification Code	Classification Label	FTE
14C31	MANAGEMENT ANALYST III	1.00
14H03	PERSONNEL TECHNICIAN-CONFIDENTIAL	1.00
16C87	BUSINESS TECHNOLOGY ANALYST II	1.00
16F41	DEPARTMENTAL INFORMATION SYSTEMS MANAGER II	1.00
20B10	ACCOUNTANT I	1.00
20B12	ACCOUNTANT III	1.00
20B93	FINANCE MANAGER II	1.00
43J09	SENIOR DEPARTMENTAL INFORMATION SYSTEMS COORDINATOR	1.00

Recommended FY 2024-25 Positions

Classification Code	Classification Label	FTE
60F84	PROBATION SERVICES MANAGER	1.00
80A99	ADMINISTRATIVE SECRETARY- CONFIDENTIAL	1.00
80J22	SENIOR ACCOUNT CLERK	1.00
80J30	ACCOUNTING TECHNICIAN	4.00
	Total	20.00

Agricultural Commissioner

Departmental Overview/ Description:

The Agricultural Commissioner/Sealer of Weights and Measures provides environmental and consumer protection through the local enforcement of federal and State laws and regulations pertaining to agriculture and weights and measures. Responsibilities include protecting the health and safety of workers, the public, and the environment; safeguarding the County from the introduction of harmful pests and diseases detrimental to agriculture and our communities; promoting and protecting agriculture; and assuring business and consumer confidence in the marketplace.

Programs and Functions:

Pesticide use enforcement, plant quarantine, pest exclusion, pest detection, fruit and vegetable standardization, nursery, seed, and weights and measures enforcement are major programs. The Agricultural Commissioner also performs pest management activities within the County and provides phytosanitary certification services that enable export of agricultural products. An annual Crop Report tabulates the gross value of agricultural production in the County. Under the Weights and Measures program, staff registers and verifies the accuracy of all commercial weighing and measuring devices and fosters confidence in transactions through price verification inspections to promote fair competition among businesses by leveling the playing field and protecting consumers by ensuring they get what they paid for.

Department's Contribution to County of Monterey's Strategic Initiatives:

ECONOMIC DEVELOPMENT

Agricultural regulatory programs ensure a healthy and viable agricultural economy by maintaining a level playing field, excluding harmful pest and diseases, and preventing illegal residues on agricultural commodities. Phytosanitary certification facilitates the exportation of agricultural products across the nation and the globe. The Annual Crop Report and associated economic reports quantify the contribution of agriculture to the economy of the County of Monterey and denotes agricultural trends of major commodities in the region. Local agricultural education programs teach children and adults the importance of agriculture and supports the industry with opportunities to engage and educate policy makers on key issues in the industry. The Weights and Measures program maintains equity in the marketplace and protects consumers.

ADMINISTRATION

The Agricultural Commissioner's Office is engaged in the active recruitment of women and minorities with a focus on retention through advancement by investing in training, fostering a culture of teamwork, and inclusivity.

HEALTH AND HUMAN SERVICES

The Pesticide Use Enforcement program protects farm workers, the public and the environment by ensuring pesticides are used safely and effectively. These protections are achieved through outreach and education with commercial pesticide users, determining compliance through regulatory field inspections, investigation of pesticide related illnesses, and responding to public complaints.

INFRASTRUCTURE

Prevention of excessive erosion protects County soil, roads and drainage systems. The Office contracts with the Resource Conservation District to aid small farmers to control

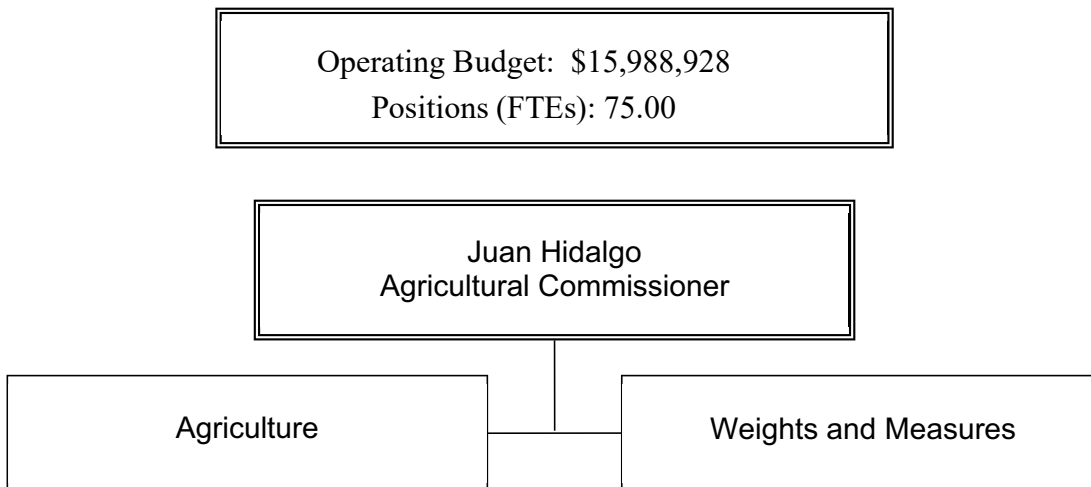


Agricultural Commissioner

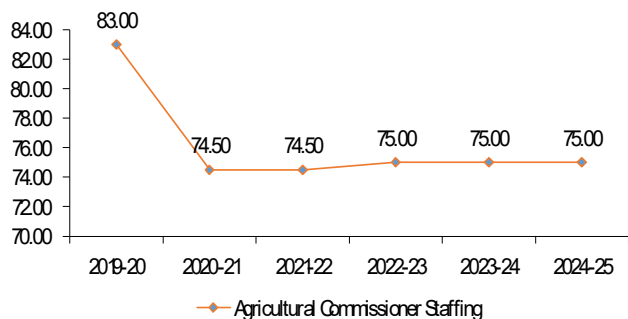
erosion and holds an annual “Ag Expo“ and seminars to educate Spanish-speaking growers about conservation practices.

PUBLIC SAFETY

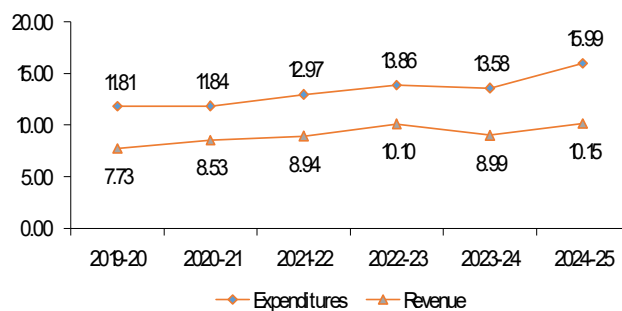
Pesticide Use Enforcement program protects farm workers, the public and the environment from exposure to pesticides. Preventing the introduction of invasive pests reduces the need to conduct costly eradication measures.



Staffing Trends



Expenditure/Revenue History (in millions)

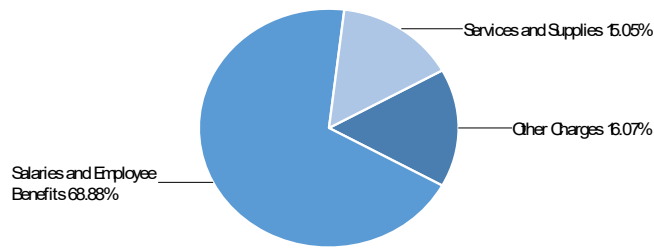


Performance Measures

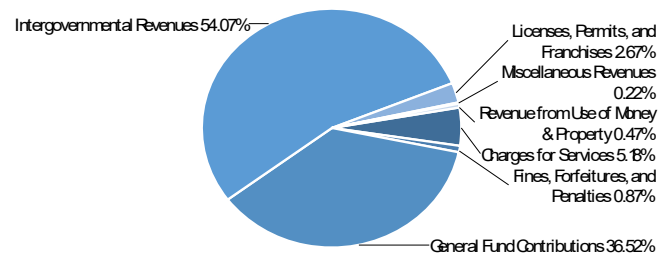
The Agricultural Commissioner enforces state and local regulations in concert with state agencies to protect agriculture, human health and safety, and the environment. Primary programs are pesticide use enforcement, plant quarantine, and fruit and vegetable standardization.

Key Performance Measures	2021-22 Actual	2022-23 Actual	2023-24 Mid-Year
Phytosanitary Certificates for Commodity Export issued	22,927	18,971	12,246
Pest detection traps set for target insects	27,848	47,237	25,642
Pesticide use monitoring inspections completed	1,859	1,457	1,343
Pesticide use training and outreach sessions delivered	20	10	11
Weights and Measuring devices Inspected	7,949	7,659	3,858
Consumer complaints investigated	33	34	13

Use of Funds



Source of Funds



Use of Funds

Expenditures	Prior Year 2022-2023	Adopted Budget 2023-2024	CY Estimate 2023-2024	Requested Budget 2024-2025	Recommended Budget 2024-2025	Recommended Change from Adopted
Salaries and Employee Benefits	\$9,696,679	\$10,228,931	\$9,730,648	\$11,147,349	\$11,012,668	\$783,737
Services and Supplies	\$2,385,424	\$2,216,475	\$2,558,982	\$2,406,758	\$2,406,758	\$190,283
Other Charges	\$1,222,475	\$1,289,785	\$1,291,238	\$2,569,502	\$2,569,502	\$1,279,717
Capital Assets	\$12,319	—	—	—	—	—
Other Financing Uses	\$538,435	—	—	—	—	—
Subtotal	\$13,855,332	\$13,735,191	\$13,580,868	\$16,123,609	\$15,988,928	\$2,253,737

Source of Funds

Revenues	Prior Year 2022-2023	Adopted Budget 2023-2024	CY Estimate 2023-2024	Requested Budget 2024-2025	Recommended Budget 2024-2025	Recommended Change from Adopted
Licenses, Permits, and Franchises	\$414,358	\$425,000	\$415,000	\$427,000	\$427,000	\$2,000
Fines, Forfeitures, and Penalties	\$135,657	\$100,000	\$75,000	\$138,500	\$138,500	\$38,500
Revenue from Use of Money & Property	\$84,000	\$50,000	\$84,000	\$75,000	\$75,000	\$25,000
Intergovernmental Revenues	\$8,657,057	\$7,200,000	\$7,640,000	\$8,646,000	\$8,646,000	\$1,446,000
Charges for Services	\$769,832	\$900,000	\$750,000	\$829,000	\$829,000	\$(71,000)
Miscellaneous Revenues	\$32,582	\$40,100	\$30,000	\$35,000	\$35,000	\$(5,100)
Other Financing Sources	\$3,350	—	—	—	—	—
Subtotal	\$10,096,836	\$8,715,100	\$8,994,000	\$10,150,500	\$10,150,500	\$1,435,400
General Fund Contributions	\$3,758,496	\$5,020,091	\$4,586,868	\$5,973,109	\$5,838,428	\$818,337
Total Source of Funds	\$13,855,332	\$13,735,191	\$13,580,868	\$16,123,609	\$15,988,928	\$2,253,737

Summary of Recommendation

The Recommended Budget for the Agricultural Commissioner's Office is \$15,988,928 financed by \$10,150,500 in revenues and \$5,838,428 in general fund contributions (GFC). The Recommended Budget increases appropriations by \$2,253,737 from the prior fiscal year due to an increase of \$1,279,717 in cost plan charges, higher salaries and benefits due to filling vacant positions, and higher services and supplies. The increase in appropriations is funded with an increase of \$1,435,400 anticipated from State reimbursements and an increase in GFC of \$818,337.

The Recommended Budget includes 75.0 positions, no change from the prior fiscal year.

Budget Impacts

There are no budget impacts.

Prior Year Accomplishments

The Weights & Measures division conducted quality control inspections throughout the County. Weights & Measures inspectors reviewed thousands of commercial devices at nearly 2,000 locations ensuring compliance and protecting consumers.

Qualified for Unclaimed Gas Tax (UGT) and Mill Tax revenue by meeting the Maintenance of Effort requirement with the California Department of Food and Agriculture (CDFA) and California Department of Pesticide Regulation (CDPR). This ensures funding to maintain operations at the level required to address the needs of the agricultural industry.

Expanded an electronic dispatch system with all shippers and coolers. All Inspector/Biologists receive their dispatch calls electronically, resulting in improved staff efficiency and reduced clerical errors. All phytosanitary certificate requests are now digitally dispatched to the inspectors in the field.

Continued the renovation of new facility in south Monterey County. The \$1.8 million dollar location is scheduled to undergo renovations to convert the building into offices and storage, which will allow the department to serve agricultural industry needs in south Monterey County.

Began implementation of the Ag Pass Program which was approved by the County Board of Supervisors in April 2023. Ag Pass is a voluntary program that provides representatives of a commercial agricultural operation limited emergency access to their property in the event of a disaster to conduct limited activities to protect agricultural assets such as sheltering or evacuating livestock. 34 commercial agricultural operations signed up for the program in its first year and the program is expected to grow.

Budget Year Goals

Retain Unclaimed Gas Tax (UGT) revenue by meeting our Maintenance of Effort requirements as determined by the California Department of Food and Agriculture.

Conduct outreach and education activities on new pesticide regulatory changes impacting growers.

Present case studies during continuing education sessions to growers and licensee holders, where basic information is shared from select priority illness investigations that are either recently completed or are in the process of completion. By sharing this information, attendees will become aware of the major incidents that occur in the County, in the hope that with the knowledge gained, they may avoid making similar mistakes in the future.

Publish the 2023 Crop Report in English and Spanish to continue increasing readership.

Collaborate with the California Department of Food and Agriculture and participate in applicable survey activity for new invasive pests not yet found in California such as the Spotted Lantern Fly (SLF). These

efforts are essential in identifying entry pathways for this pest into our state and county. SLF has been found in 17 states in the Eastern U.S. and can cause significant damage to winegrapes and other commodities as well as significantly affect home and urban gardens.

Continue updating the department’s website to comply with new Title II ADA web accessibility requirements in addition to information and resources to the agriculture industry and public. Included in these plans are exploring fine and registration payments through online bill pay used by other County of Monterey departments.

Pending Issues

The Department will work with the California Department of Food and Agriculture (CDFA) to continue exclusion and detection efforts for the European Grape Vine Moth, the Asian Citrus Psyllid, Glassy-winged Sharpshooter, and other target pests of concern. Light Brown Apple Moth (LBAM) quarantines by Canada and Mexico continue to be an issue requiring significant staff resources. China has opened their borders to U.S Strawberries, and the protocol requires intensive inspection. Taiwan quarantine protocol also requires intensive inspections for exported commodities.

Closely track the State’s proposed implementation of a Statewide Pesticide Notification System which may impact resources in the Pesticide Use Program by diverting staff time from essential regulatory activities to address questions and concerns from stakeholders and the public about pesticide notifications.

There is a continuing focus on regulation of pesticide use, especially field soil fumigants, and particularly around school sites. This will result in a continuing dedication of staff resources to pesticide use enforcement issues and community outreach efforts. Regulations for the use of pesticides around schools required the dedication of significant staff time to work with schools and growers.

Policy Considerations

Successful management of the department’s resources will determine if the County’s share of the Unclaimed Gas Tax will continue at historic levels. In FY 2023-24 we received \$4,072,633 in Unclaimed Gas Tax. If the Unclaimed Gas Tax is lost due to lower appropriated funds, the loss will have a devastating impact of the safeguards established to protect the County’s leading industry.

Appropriation Expenditure Detail

	Prior Year 2022-2023	Adopted Budget 2023-2024	CY Estimate 2023-2024	Requested Budget 2024-2025	Recommended Budget 2024-2025	Recommended Change from Adopted	Fund Code	Budget Unit Code
Agriculture/Weights & Measures (AGR001)	\$13,855,332	\$13,735,191	\$13,580,868	\$15,274,025	\$15,139,344	\$1,404,153	001	8001
Weights & Measures (AGR001)	\$0	\$0	\$0	\$849,584	\$849,584	\$849,584	001	8599
Subtotal	\$13,855,332	\$13,735,191	\$13,580,868	\$16,123,609	\$15,988,928	\$2,253,737		

Budget Units

	Prior Year 2022-2023	Adopted Budget 2023-2024	CY Estimate 2023-2024	Requested Budget 2024-2025	Recommended Budget 2024-2025	Recommended Change from Adopted
Agriculture/Weights & Measures	\$13,855,332	\$13,735,191	\$13,580,868	\$15,274,025	\$15,139,344	\$1,404,153
Weights & Measures	—	—	—	\$849,584	\$849,584	\$849,584
Subtotal	\$13,855,332	\$13,735,191	\$13,580,868	\$16,123,609	\$15,988,928	\$2,253,737

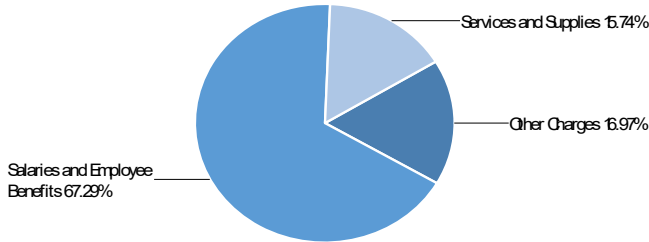
Adopted FY 2023-24 to Recommended FY 2024-25 Positions

Classification Code	Classification Label	Adopted Budget 2022-2023	Adopted Budget 2023-2024	Recommended Budget 2024-2025	Change
11A02	AGRICULTURAL COMMISSIONER	1.00	1.00	1.00	0.00
12C01	ASSISTANT AGRICULTURAL COMMISSIONER	1.00	1.00	1.00	0.00
14B32	SENIOR PERSONNEL ANALYST	1.00	1.00	1.00	0.00
14C31	MANAGEMENT ANALYST III	1.00	1.00	1.00	0.00
14H03	PERSONNEL TECHNICIAN- CONFIDENTIAL	1.00	1.00	1.00	0.00
16G25	GIS ANALYST III	1.00	1.00	1.00	0.00
20B10	ACCOUNTANT I	1.00	1.00	1.00	0.00
20B95	FINANCE MANAGER I	1.00	1.00	1.00	0.00
30G22	WEIGHTS/MEASURES INSPECTOR III	5.00	5.00	5.00	0.00
30N05	AGRICULTURAL ASSISTANT II	11.00	11.00	11.00	0.00
30N22	AGRICULTURAL INSPECTOR/BIOLOGIST III	32.00	32.00	32.00	0.00
30N50	AGRICULTURAL PROGRAMS BIOLOGIST	1.00	1.00	1.00	0.00
30N80	DEPUTY AGRICULTURAL COMMISSIONER	8.00	8.00	8.00	0.00
30N81	CHIEF DEPUTY AGRICULTURAL COMMISSIONER	3.00	3.00	3.00	0.00
43J15	SUPERVISING DEPARTMENTAL INFORMATION SYSTEMS COORDINATOR	1.00	1.00	1.00	0.00
80A99	ADMINISTRATIVE SECRETARY- CONFIDENTIAL	1.00	1.00	1.00	0.00
80E22	OFFICE ASSISTANT III	2.00	2.00	2.00	0.00
80G21	DATA ENTRY OPERATOR II	1.00	1.00	1.00	0.00
80J22	SENIOR ACCOUNT CLERK	1.00	1.00	1.00	0.00
80J30	ACCOUNTING TECHNICIAN	1.00	1.00	1.00	0.00
Total		75.00	75.00	75.00	0.00

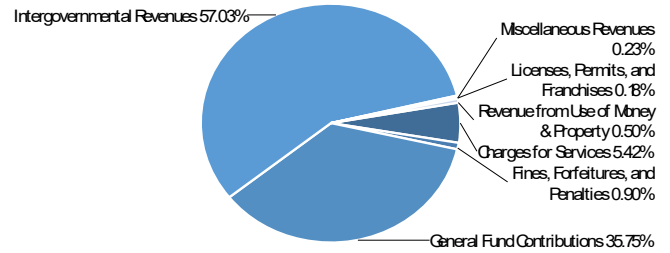
Agriculture

(Budget Unit 8001—Fund 001—Appropriation Unit AGR001)

Use of Funds



Source of Funds



Use of Funds

Expenditures	Prior Year 2022-2023	Adopted Budget 2023-2024	CY Estimate 2023-2024	Requested Budget 2024-2025	Recommended Budget 2024-2025	Recommended Change from Adopted
Salaries and Employee Benefits	\$9,696,679	\$10,228,931	\$9,730,648	\$10,321,765	\$10,187,084	\$(41,847)
Services and Supplies	\$2,385,424	\$2,216,475	\$2,558,982	\$2,382,758	\$2,382,758	\$166,283
Other Charges	\$1,222,475	\$1,289,785	\$1,291,238	\$2,569,502	\$2,569,502	\$1,279,717
Capital Assets	\$12,319	—	—	—	—	—
Other Financing Uses	\$538,435	—	—	—	—	—
Subtotal	\$13,855,332	\$13,735,191	\$13,580,868	\$15,274,025	\$15,139,344	\$1,404,153

Source of Funds

Revenues	Prior Year 2022-2023	Adopted Budget 2023-2024	CY Estimate 2023-2024	Requested Budget 2024-2025	Recommended Budget 2024-2025	Recommended Change from Adopted
Licenses, Permits, and Franchises	\$414,358	\$425,000	\$415,000	\$27,000	\$27,000	\$(398,000)
Fines, Forfeitures, and Penalties	\$135,657	\$100,000	\$75,000	\$136,000	\$136,000	\$36,000
Revenue from Use of Money & Property	\$84,000	\$50,000	\$84,000	\$75,000	\$75,000	\$25,000
Intergovernmental Revenues	\$8,657,057	\$7,200,000	\$7,640,000	\$8,634,000	\$8,634,000	\$1,434,000
Charges for Services	\$769,832	\$900,000	\$750,000	\$820,000	\$820,000	\$(80,000)
Miscellaneous Revenues	\$32,582	\$40,100	\$30,000	\$35,000	\$35,000	\$(5,100)
Other Financing Sources	\$3,350	—	—	—	—	—
Subtotal	\$10,096,836	\$8,715,100	\$8,994,000	\$9,727,000	\$9,727,000	\$1,011,900
General Fund Contributions	\$3,758,496	\$5,020,091	\$4,586,868	\$5,547,025	\$5,412,344	\$392,253
Total Source of Funds	\$13,855,332	\$13,735,191	\$13,580,868	\$15,274,025	\$15,139,344	\$1,404,153

Unit Description

The Agricultural Commissioner/Sealer of Weights and Measures conducts programs to monitor and protect the County from environmental, consumer, and special services. Programs include pest

detection, phytosanitary certification of commodities for export, pest management, pest prevention, pesticide use enforcement, quarantine enforcement, seed inspection, nursery inspection, fruit and vegetable quality standards, egg inspection, apiary inspection, crop statistics and registration and certification of organic producers and handlers.

Recommended FY 2024-25 Positions

Classification Code	Classification Label	FTE
11A02	AGRICULTURAL COMMISSIONER	1.00
12C01	ASSISTANT AGRICULTURAL COMMISSIONER	1.00
14B32	SENIOR PERSONNEL ANALYST	1.00
14C31	MANAGEMENT ANALYST III	1.00
14H03	PERSONNEL TECHNICIAN-CONFIDENTIAL	1.00
16G25	GIS ANALYST III	1.00
20B10	ACCOUNTANT I	1.00
20B95	FINANCE MANAGER I	1.00
30N05	AGRICULTURAL ASSISTANT II	11.00
30N22	AGRICULTURAL INSPECTOR/BIOLOGIST III	32.00
30N50	AGRICULTURAL PROGRAMS BIOLOGIST	1.00

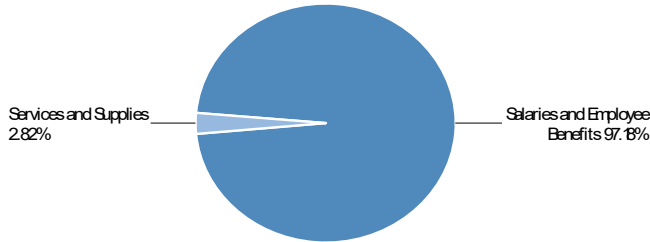
Recommended FY 2024-25 Positions

Classification Code	Classification Label	FTE
30N80	DEPUTY AGRICULTURAL COMMISSIONER	7.00
30N81	CHIEF DEPUTY AGRICULTURAL COMMISSIONER	3.00
43J15	SUPERVISING DEPARTMENTAL INFORMATION SYSTEMS COORDINATOR	1.00
80A99	ADMINISTRATIVE SECRETARY-CONFIDENTIAL	1.00
80E22	OFFICE ASSISTANT III	2.00
80G21	DATA ENTRY OPERATOR II	1.00
80J22	SENIOR ACCOUNT CLERK	1.00
80J30	ACCOUNTING TECHNICIAN	1.00
Total		69.00

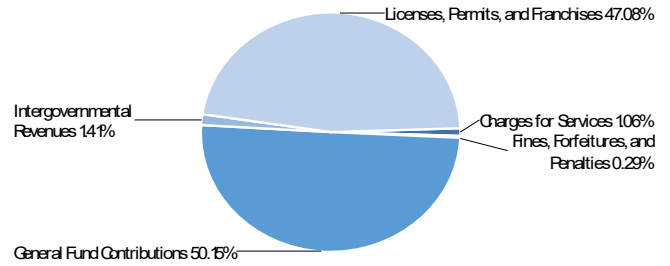
Weights & Measures

(Budget Unit 8599—Fund 001—Appropriation Unit AGR001)

Use of Funds



Source of Funds



Use of Funds

Expenditures	Prior Year 2022-2023	Adopted Budget 2023-2024	CY Estimate 2023-2024	Requested Budget 2024-2025	Recommended Budget 2024-2025	Recommended Change from Adopted
Salaries and Employee Benefits	—	—	—	\$825,584	\$825,584	\$825,584
Services and Supplies	—	—	—	\$24,000	\$24,000	\$24,000
Subtotal	—	—	—	\$849,584	\$849,584	\$849,584

Source of Funds

Revenues	Prior Year 2022-2023	Adopted Budget 2023-2024	CY Estimate 2023-2024	Requested Budget 2024-2025	Recommended Budget 2024-2025	Recommended Change from Adopted
Licenses, Permits, and Franchises	—	—	—	\$400,000	\$400,000	\$400,000
Fines, Forfeitures, and Penalties	—	—	—	\$2,500	\$2,500	\$2,500
Intergovernmental Revenues	—	—	—	\$12,000	\$12,000	\$12,000
Charges for Services	—	—	—	\$9,000	\$9,000	\$9,000
Subtotal	—	—	—	\$423,500	\$423,500	\$423,500
General Fund Contributions	—	—	—	\$426,084	\$426,084	\$426,084
Total Source of Funds	—	—	—	\$849,584	\$849,584	\$849,584

Unit Description

The Agricultural Commissioner/Sealer of Weights and Measures Unit is responsible for verifying the accuracy of weighing and measuring devices, transaction verification, quantity control of prepackaged commodities, weighmaster enforcement, and petroleum products enforcement. The unit conducts investigations into consumer complaints along with annual certification of registered scales and measuring devices throughout the County.

Recommended FY 2024-25 Positions

Classification Code	Classification Label	FTE
30G22	WEIGHTS/MEASURES INSPECTOR III	5.00
30N80	DEPUTY AGRICULTURAL COMMISSIONER	1.00
Total		6.00



This page intentionally left blank.

Housing and Community Development

Departmental Overview:

The Department of Housing and Community Development (HCD) balances environmental protection with sustainable development. HCD brings together a range of land use services including housing, planning, and development to ensure reasonable and safe development, plan for future needs of the County, manage infrastructure and County facilities, and protect natural resources.

Programs and Functions:

The Department includes four divisions: Administrative Support, Development Services, Planning Services, and the Permit Center. Administrative Support provides budgeting, accounting, customer service, human resources, safety, secretarial support, and information. Development Services includes three sections: Building Services, Environmental Services, and Engineering Services. Planning Services is composed of three sections: Advance Planning, Current Planning, and Housing. The Permit Center manages public records and the call center and is the first point of contact for guidance on planning and construction related permits.

Department's Contribution to the County of Monterey's Strategic Initiatives:

ECONOMIC DEVELOPMENT

Streamline the permitting and application process, as well as develop regulations that provide opportunities to generate increased tax revenues and facilitate safe affordable housing opportunities to support the Monterey County workforce.

ADMINISTRATION

Utilize performance measures to monitor key public services and track trends that form organizational improvements, budgeting priorities, and efficiencies.

HEALTH AND HUMAN SERVICES

Promote health in all land use policy documents. Support other County department efforts relative to special needs housing and programs. Consider environmental justice and racial equity factors and human health when preparing plans.

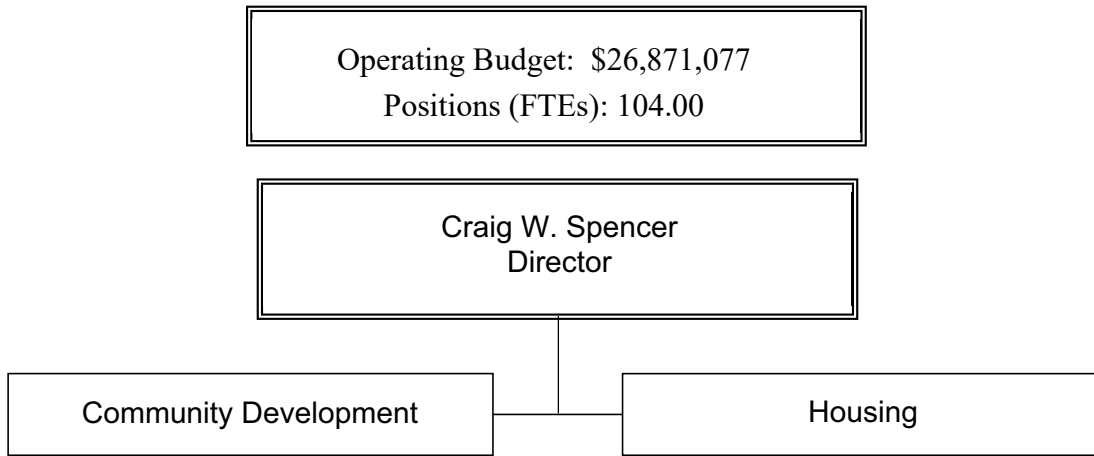
INFRASTRUCTURE

Ensure that projects and plans provide for adequate infrastructure funding and planning to maintain customer-expected service levels while protecting the natural environment.

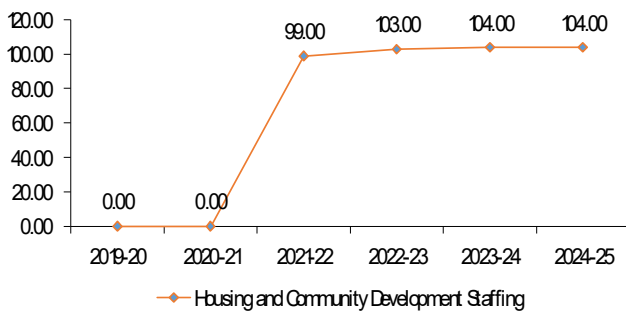
PUBLIC SAFETY

Serve as a lead agency for public safety in the unincorporated areas of the County, coordinate with other land use agencies on policy development and implementation, review and inspect development, and coordinate with other departments and agencies in cases of natural disasters. Ensure development is done in a manner that protects the health, safety and general welfare of the residents and visitors.

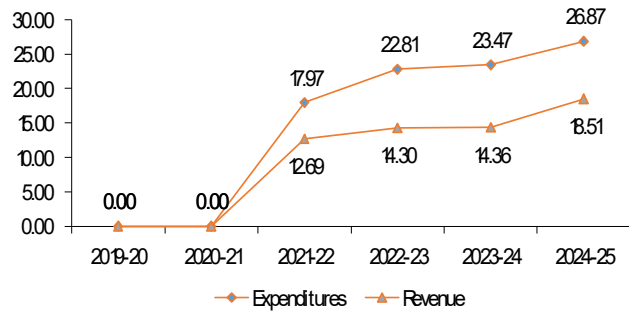




Staffing Trends



Expenditure/Revenue History (in millions)

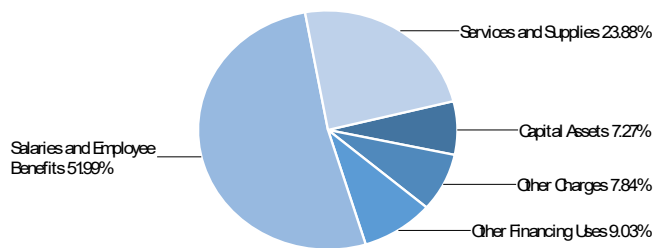


Performance Measures

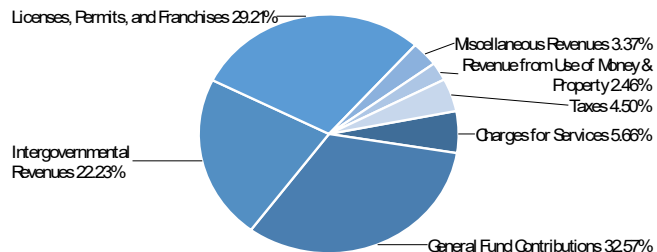
HCD utilizes these performance measures to inform operational improvements, assist in developing budgets, and identify additional resources needed to achieve its targets. HCD is evaluating other processes and programs to establish additional key performance measures.

Key Performance Measures	2021-22 Actual	2022-23 Actual	2023-24 Mid-Year
Percentage of applied Planning permits approved or denied. Target 90%	72%	71%	80%
Percentage of Building permits issued. Target 95%	98%	91%	81%
Percentage of Code Compliance cases closed. Target 75%	51%	49%	35%

Use of Funds



Source of Funds



Use of Funds

Expenditures	Prior Year 2022-2023	Adopted Budget 2023-2024	CY Estimate 2023-2024	Requested Budget 2024-2025	Recommended Budget 2024-2025	Recommended Change from Adopted
Salaries and Employee Benefits	\$11,789,519	\$15,028,428	\$13,210,651	\$14,842,406	\$14,676,979	\$(351,449)
Services and Supplies	\$8,110,454	\$5,591,878	\$8,699,501	\$6,256,646	\$6,256,646	\$664,768
Other Charges	\$1,754,941	\$1,990,447	\$1,525,829	\$1,335,969	\$1,335,969	\$(654,478)
Capital Assets	\$95,258	\$28,284	\$29,380	\$2,051,483	\$2,051,483	\$2,023,199
Other Financing Uses	\$1,061,065	\$5,413,511	—	\$2,550,000	\$2,550,000	\$(2,863,511)
Subtotal	\$22,811,237	\$28,052,548	\$23,465,361	\$27,036,504	\$26,871,077	\$(1,181,471)

Source of Funds

Revenues	Prior Year 2022-2023	Adopted Budget 2023-2024	CY Estimate 2023-2024	Requested Budget 2024-2025	Recommended Budget 2024-2025	Recommended Change from Adopted
Licenses, Permits, and Franchises	\$9,248,120	\$8,885,436	\$7,474,310	\$8,631,208	\$8,631,208	\$(254,228)
Revenue from Use of Money & Property	\$770,234	\$505,046	\$646,951	\$644,719	\$644,719	\$139,673
Intergovernmental Revenues	\$2,762,469	\$4,573,301	\$4,620,624	\$6,568,033	\$6,568,033	\$1,994,732
Charges for Services	\$1,490,340	\$1,346,773	\$1,362,301	\$1,671,906	\$1,671,906	\$325,133
Miscellaneous Revenues	\$26,596	\$170,798	\$224,660	\$995,609	\$995,609	\$824,811
Other Financing Sources	—	\$24,851	\$30,556	—	—	\$(24,851)
Subtotal	\$14,297,759	\$15,506,205	\$14,359,402	\$18,511,475	\$18,511,475	\$3,005,270
Fund Balance	\$2,104,598	\$2,883,117	\$(1,490,604)	\$(1,319,278)	\$(1,319,278)	\$(4,202,395)
General Fund Contributions	\$6,408,880	\$9,663,226	\$10,596,563	\$9,844,307	\$9,678,880	\$15,654
Total Source of Funds	\$22,811,237	\$28,052,548	\$23,465,361	\$27,036,504	\$26,871,077	\$(1,181,471)

Summary of Recommendation

The Recommended Budget for the Housing and Community Development (HCD) Department contains \$26.9 million in expenditures, financed by \$18.5 million in program revenue and \$9.7 million in General Fund Contribution (GFC). HCD anticipates adding a net \$1.3 million to the fund balances of non-General Fund budget units. The Recommended Budget for HCD includes 104 positions, status quo from the Fiscal Year (FY) 2023-24 Adopted Budget.

- 1) General Plan Housing and Safety Element Update and Preparation of Environmental Justice Element, \$625,734
- 2) Chualar Community Plan, \$149,151
- 3) Consultant services for Building Plan Check, \$100,000
- 4) Consultant services for Planning Plan Check, \$100,000. The Department will utilize salary savings from positions remaining vacant to assist with funding any outside consultant work that may be necessary to meet permit processing timelines.

Budget Impacts

HCD submitted four augmentations totaling \$1,174,885 that may be categorized as Department Programs and County Programs. All are included in the Recommended Budget for a total of \$974,885, with a reduction made for both Building and Planning Plan Check services in the amount of \$100,000 each:

Prior Year Accomplishments

Goal 1 Administrative Support: Update the Inclusionary Housing Ordinance, including adoption of a Non-Residential Impact Fee.

In 2023, the Inclusionary Housing Ordinance, Commercial/Industrial Nexus Study, and revisions to the Administrative Manual were drafted and reviewed. Staff anticipates bringing the ordinance and manual to the Board of Supervisors in summer 2024.

Goal 2 Development Services: Address the backlog of Code Compliance Administrative Hearings. Adopt by ordinance the County’s transportation analysis methodology in line with State goals pursuant to Senate Bill 743 wherein the State of California Environmental Quality Act (CEQA) of 1970 is amended and codified requiring the criteria for determining the significance of transportation impacts of projects. Prioritize recruitments to fill vacant positions vital to the furtherance of efficiency and customer satisfaction.

The backlog of Code Compliance Administrative Hearings continues to need a solution. This goal has been carried forward to FY 2024-25 goals.

The County’s transportation analysis methodology is based on a county-wide average Vehicle Miles Traveled (VMT) per household (residential). The County currently has data establishing the county-wide VMT and has modeled areas of the County that have typical VMT above or below the county-wide average. This allows projects to be screened early in the process for transportation impacts. Using this data and modeling, the County implements VMT analysis following the technical guidance issued by the State Office of Planning and Research.

Progress has been made to recruit and fill vacant positions. This is an ongoing effort.

Goal 3 Planning Services: Update Local Coastal Plans (Big Sur, Carmel Area, North County, Del Monte Forest) to address Accessory Dwelling Units (ADUs) and the California HOME Act (Senate Bill 9) provisions, adopt Agricultural Lands Mitigation Ordinance and Draft Agricultural Buffer Ordinance. Update Castroville Community Plan, Chualar Community Plan, Sixth Cycle Housing Element, Safety Element, and Environmental Justice Element. Implement permit processing efficiencies and continue to expedite cannabis permits and affordable housing projects.

Updates to the Local Coastal Plans to address ADUs will be completed in FY 2023-24. A comprehensive update to the Big Sur Land Use Plan has progressed and is anticipated to be completed in FY 2024-25. The Agricultural Lands Mitigation Ordinance has been completed. Substantial progress on the Sixth Cycle Housing Element, Safety Element, and Environmental Justice Elements have been made and adoption is anticipated in FY 2024-25. Permit processing efficiencies are ongoing. Cannabis permits that were in the queue have been completed, and affordable housing project permits, including agricultural employee housing projects, continue to be expedited.

Goal 4 Permit Center: Establish and measure permit processing wait time targets with the implementation of a new Simple Permit Station in conjunction with the local construction industry and report results on HCD’s website. Develop and implement an autogenerated customer survey.

A new Simple Permit Station has been created and is available. The simple permit station at the front counter allows for reduced wait times on minor projects that can be handled quickly. Results have not been published and the customer survey has not been generated. Customer feedback on the permitting process has been incorporated into department meetings and in permit streamlining efficiency discussions despite the lack of an autogenerated survey.

Budget Year Goals

Goal 1 Housing Administration: Complete the Sixth Cycle Housing Element and begin implementation of Programs identified in the Sixth Cycle Housing Element to spur the development of housing projects.

Goal 2 Code Compliance: Address the backlog of Code Compliance cases. Tasks to accomplish this goal include reviewing code compliance division policies and procedures, developing reasonable standard operating procedures, reviewing cases in the backlog to determine if they can be closed, and scheduling Administrative Hearings for cases that have not progressed.

Goal 3 Permit Streamlining: Implement permit processing efficiencies to reduce permit backlogs and wait times. Tasks to accomplish this goal include identifying and maintaining a list of policies and regulations that need updates and implementing at least one ordinance or resolution that improves permitting efficiencies.

Goal 4 Customer Service: Fill vacant positions including the ombudsperson position and develop a system for proactively monitoring the progress of permits.

Pending Issues

Historic lack of progress on General Plan implementation (since 2010), considerable changes in state law surrounding housing, and the ongoing need for regulatory updates have created a backlog of long-range planning activities. The Recommended Budget includes positions and funding that reflect the need to address this backlog.

Policy Considerations

HCD continually evaluates the need for updates to land use and housing policies, working with the Planning Commission and Board of Supervisors.

Appropriation Expenditure Detail

	Prior Year 2022-2023	Adopted Budget 2023-2024	CY Estimate 2023-2024	Requested Budget 2024-2025	Recommended Budget 2024-2025	Recommended Change from Adopted	Fund Code	Budget Unit Code
HCD Administration (HCD001)	\$3,904,758	\$4,094,434	\$3,742,127	\$3,158,314	\$3,127,537	\$(966,897)	001	8542
Community Development (HCD002)	\$13,932,346	\$15,682,606	\$14,261,367	\$16,701,738	\$16,567,088	\$884,482	001	8543
Inclusionary Housing (HCD003)	\$115,250	\$467,491	\$172,710	\$915,918	\$880,069	\$412,578	009	8544
Inclusionary Housing (PFP054)	\$0	\$0	\$0	\$(15,913)	\$0	\$0	009	8544
Inclusionary Housing (PFP055)	\$0	\$0	\$0	\$(19,936)	\$0	\$0	009	8544
Community Development Reuse (HCD004)	\$2,192,367	\$5,692,723	\$606,000	\$2,254,423	\$2,245,766	\$(3,446,957)	013	8545
Community Development Reuse (PFP002)	\$0	\$0	\$0	\$(8,657)	\$0	\$0	013	8545
Community Development Grant (HCD005)	\$2,322,724	\$1,371,644	\$1,365,031	\$2,420,010	\$2,420,010	\$1,048,366	013	8546
Castro/Paj HS-A (HCD006)	\$235,750	\$355,000	\$3,054,624	\$175,500	\$175,500	\$(179,500)	175	8547
East Garrison Developer Reimbursements (HCD008)	\$45,066	\$135,000	\$9,852	\$960,000	\$960,000	\$825,000	182	8549
Fort Ord Habitat Management (HCD009)	\$61,071	\$253,650	\$253,650	\$495,107	\$495,107	\$241,457	029	8550
Fort Ord Housing Set-Aside (HCD011)	\$1,811	\$0	\$0	\$0	\$0	\$0	177	8583
East Garrison Housing Set-Aside (HCD012)	\$93	\$0	\$0	\$0	\$0	\$0	178	8584
Subtotal	\$22,811,237	\$28,052,548	\$23,465,361	\$27,036,504	\$26,871,077	\$(1,181,471)		

Budget Units

	Prior Year 2022-2023	Adopted Budget 2023-2024	CY Estimate 2023-2024	Requested Budget 2024-2025	Recommended Budget 2024-2025	Recommended Change from Adopted
HCD Administration	\$3,904,758	\$4,094,434	\$3,742,127	\$3,158,314	\$3,127,537	\$(966,897)
Community Development	\$13,932,346	\$15,682,606	\$14,261,367	\$16,701,738	\$16,567,088	\$884,482
Inclusionary Housing	\$115,250	\$467,491	\$172,710	\$880,069	\$880,069	\$412,578
Community Development Reuse	\$2,192,367	\$5,692,723	\$606,000	\$2,245,766	\$2,245,766	\$(3,446,957)
Community Development Grant	\$2,322,724	\$1,371,644	\$1,365,031	\$2,420,010	\$2,420,010	\$1,048,366
Castro/Paj HS-A	\$235,750	\$355,000	\$3,054,624	\$175,500	\$175,500	\$(179,500)
East Garrison Developer Reimbursements	\$45,066	\$135,000	\$9,852	\$960,000	\$960,000	\$825,000
Fort Ord Habitat Management	\$61,071	\$253,650	\$253,650	\$495,107	\$495,107	\$241,457
Fort Ord Housing Set-Aside	\$1,811	—	—	—	—	—
East Garrison Housing Set-Aside	\$93	—	—	—	—	—
Subtotal	\$22,811,237	\$28,052,548	\$23,465,361	\$27,036,504	\$26,871,077	\$(1,181,471)

Adopted FY 2023-24 to Recommended FY 2024-25 Positions

Classification Code	Classification Label	Adopted Budget 2022-2023	Adopted Budget 2023-2024	Recommended Budget 2024-2025	Change
11A34	DIRECTOR OF HOUSING AND COMMUNITY DEVELOPMENT	1.00	1.00	1.00	0.00
14C30	MANAGEMENT ANALYST II	5.00	4.00	4.00	0.00
14C31	MANAGEMENT ANALYST III	1.00	1.00	1.00	0.00
14G02	MANAGEMENT ANALYST I	1.00	1.00	1.00	0.00
14H30	RMA OMBUDSPERSON	0.00	1.00	1.00	0.00

Adopted FY 2023-24 to Recommended FY 2024-25 Positions

Classification Code	Classification Label	Adopted Budget 2022-2023	Adopted Budget 2023-2024	Recommended Budget 2024-2025	Change
14K46	PERMIT CENTER MANAGER	1.00	1.00	1.00	0.00
14K47	BUILDING SERVICES MANAGER	1.00	1.00	1.00	0.00
14K50	CHIEF OF PLANNING	1.00	1.00	1.00	0.00
14K51	PRINCIPAL PLANNER	3.00	2.00	2.00	0.00
14K51'	RMA SERVICES MANAGER	0.00	0.00	0.00	0.00
14M22	HOUSING PROGRAM MANAGER	1.00	1.00	1.00	0.00
20B10	ACCOUNTANT I	1.00	1.00	1.00	0.00
20B95	FINANCE MANAGER I	2.00	2.00	2.00	0.00
30D21	BUILDING INSPECTOR II	5.00	5.00	5.00	0.00
30D22	SENIOR BUILDING INSPECTOR	1.00	1.00	1.00	0.00
30D25	CHIEF OF BUILDING SERVICES	1.00	1.00	1.00	0.00
34P26	CODE COMPLIANCE INSPECTOR II	8.00	8.00	8.00	0.00
34P27	SENIOR CODE COMPLIANCE INSPECTOR	1.00	1.00	1.00	0.00
41A10	ASSISTANT ENGINEER	2.00	2.00	2.00	0.00
41A20	CIVIL ENGINEER	1.00	1.00	1.00	0.00
41A22	SENIOR CIVIL ENGINEER	1.00	1.00	1.00	0.00
41B21	BUILDING PLANS EXAMINER	4.00	4.00	4.00	0.00
41C02	WATER RESOURCES HYDROLOGIST	2.00	2.00	2.00	0.00
41C14	ASSOCIATE WATER RESOURCES HYDROLOGIST	1.00	1.00	1.00	0.00
41F11	ASSOCIATE PLANNER	12.00	12.00	12.00	0.00
41F22	SENIOR PLANNER	4.00	4.00	4.00	0.00
41F23	SUPERVISING PLANNER	2.00	2.00	2.00	0.00
41F30	REDEVELOPMENT/HOUSING PROJECT ANALYST I	1.00	0.00	0.00	0.00
41F31	REDEVELOPMENT/HOUSING PROJECT ANALYST II	0.00	1.00	1.00	0.00
41F32	REDEVELOPMENT/HOUSING PROJECT ANALYST III	1.00	1.00	1.00	0.00
43A22	ENGINEERING AIDE III	1.00	1.00	1.00	0.00
43A23	ENGINEERING TECHNICIAN	2.00	2.00	2.00	0.00
43B03	WATER RESOURCES TECHNICIAN	2.00	2.00	2.00	0.00
43C10	PERMIT TECHNICIAN I	3.00	3.00	3.00	0.00
43C11	PERMIT TECHNICIAN II	5.00	5.00	5.00	0.00
43C12	PERMIT TECHNICIAN III	1.00	3.00	3.00	0.00
80A31	SECRETARY	2.00	2.00	2.00	0.00
80A32	SENIOR SECRETARY	2.00	2.00	2.00	0.00
80A33	ADMINISTRATIVE SECRETARY	1.00	1.00	1.00	0.00
80A99	ADMINISTRATIVE SECRETARY- CONFIDENTIAL	1.00	1.00	1.00	0.00
80E01	OFFICE ASSISTANT I	1.00	1.00	1.00	0.00
80E21	OFFICE ASSISTANT II	10.00	10.00	10.00	0.00
80E22	OFFICE ASSISTANT III	3.00	3.00	3.00	0.00
80E80	PRINCIPAL OFFICE ASSISTANT	1.00	1.00	1.00	0.00
80E81	SUPERVISING OFFICE ASSISTANT I	0.00	0.00	0.00	0.00
80E82	SUPERVISING OFFICE ASSISTANT II	1.00	1.00	1.00	0.00
80J22	SENIOR ACCOUNT CLERK	1.00	1.00	1.00	0.00
80J30	ACCOUNTING TECHNICIAN	1.00	1.00	1.00	0.00
	Total	103.00	104.00	104.00	0.00

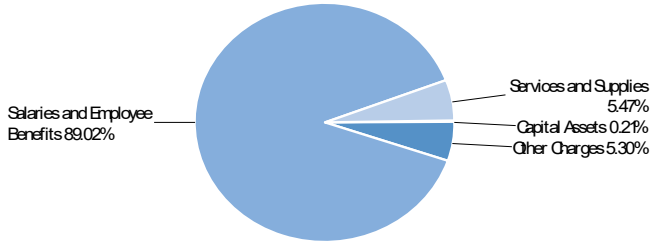
Augmentation Request(s)

Dept	Budget Request Code	Budget Request Name	Ranking Type Name	Net Request	Requested FTE	Recommended Total	Recommended FTE
3100	3100-8543-001-AUG01	GPUI Update	New Mandated Program/Service w/ General Fund Funding	\$625,734	-	\$625,734	-
3100	3100-8543-001-AUG02	Chualar Community Plan	New Mandated Program/Service w/ General Fund Funding	\$149,151	-	\$149,151	-
3100	3100-8543-001-AUG03	Building Plan Check On Call Services	Status Quo Other	\$200,000	-	\$100,000	-
3100	3100-8543-001-AUG04	Planning On Call Services	Status Quo Other	\$200,000	-	\$100,000	-
Grand Total				\$1,174,885	-	\$974,885	-

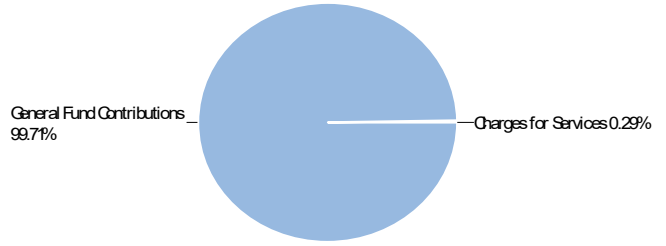
Administration

(Budget Unit 8542—Fund 001—Appropriation Unit HCD001)

Use of Funds



Source of Funds



Use of Funds

Expenditures	Prior Year 2022-2023	Adopted Budget 2023-2024	CY Estimate 2023-2024	Requested Budget 2024-2025	Recommended Budget 2024-2025	Recommended Change from Adopted
Salaries and Employee Benefits	\$2,197,576	\$2,816,512	\$2,399,504	\$2,814,921	\$2,784,144	\$(32,368)
Services and Supplies	\$995,861	\$178,261	\$162,478	\$171,030	\$171,030	\$(7,231)
Other Charges	\$706,833	\$1,096,380	\$1,175,768	\$165,883	\$165,883	\$(930,497)
Capital Assets	\$4,488	\$3,281	\$4,377	\$6,480	\$6,480	\$3,199
Subtotal	\$3,904,758	\$4,094,434	\$3,742,127	\$3,158,314	\$3,127,537	\$(966,897)

Source of Funds

Revenues	Prior Year 2022-2023	Adopted Budget 2023-2024	CY Estimate 2023-2024	Requested Budget 2024-2025	Recommended Budget 2024-2025	Recommended Change from Adopted
Charges for Services	\$23,399	\$8,948	\$4,474	\$8,948	\$8,948	—
Subtotal	\$23,399	\$8,948	\$4,474	\$8,948	\$8,948	—
General Fund Contributions	\$3,881,359	\$4,085,486	\$3,737,653	\$3,149,366	\$3,118,589	\$(966,897)
Total Source of Funds	\$3,904,758	\$4,094,434	\$3,742,127	\$3,158,314	\$3,127,537	\$(966,897)

Unit Description

The Administrative Unit is responsible for functional activities that support the department and provides departmental executive direction, oversight, centralized administrative and financial staff support. This unit also includes consolidated functions that provide services to support HCD operations including budget, finance and accounting services, and secretarial support. The management analyst team oversees contracts and agreements and support special projects, programs, and administrative functions for the department, including former redevelopment, the former Fort Ord, and projects in the lower Carmel River area.

This unit is also responsible for the County’s affordable and inclusionary housing programs, community development, homelessness program support, and related grants. Other responsibilities include staffing the Housing Advisory Committee and the Urban/County Community Development Block Grant Committee and providing support for the Health, Housing, and Human Services Committee.

Recommended FY 2024-25 Positions

Classification Code	Classification Label	FTE
11A34	DIRECTOR OF HOUSING AND COMMUNITY DEVELOPMENT	1.00
14C30	MANAGEMENT ANALYST II	2.00
14C31	MANAGEMENT ANALYST III	1.00
14G02	MANAGEMENT ANALYST I	1.00
14H30	RMA OMBUDSPERSON	1.00
14M22	HOUSING PROGRAM MANAGER	1.00
20B10	ACCOUNTANT I	1.00
20B95	FINANCE MANAGER I	2.00
41F31	REDEVELOPMENT/HOUSING PROJECT ANALYST II	1.00
41F32	REDEVELOPMENT/HOUSING PROJECT ANALYST III	1.00
80A31	SECRETARY	1.00

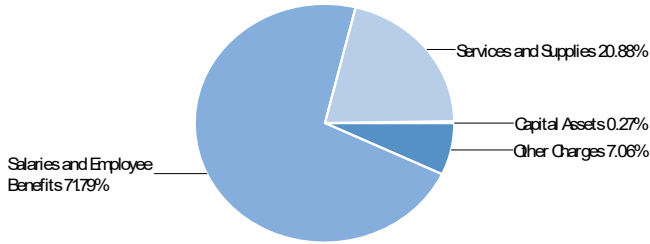
Recommended FY 2024-25 Positions

Classification Code	Classification Label	FTE
80A32	SENIOR SECRETARY	1.00
80A99	ADMINISTRATIVE SECRETARY- CONFIDENTIAL	1.00
80J22	SENIOR ACCOUNT CLERK	1.00
80J30	ACCOUNTING TECHNICIAN	1.00
Total		17.00

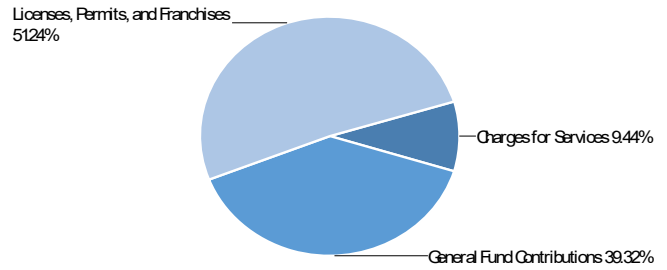
Community Development

(Budget Unit 8543—Fund 001—Appropriation Unit HCD002)

Use of Funds



Source of Funds



Use of Funds

Expenditures	Prior Year 2022-2023	Adopted Budget 2023-2024	CY Estimate 2023-2024	Requested Budget 2024-2025	Recommended Budget 2024-2025	Recommended Change from Adopted
Salaries and Employee Benefits	\$9,532,990	\$12,211,916	\$10,811,147	\$12,027,485	\$11,892,835	\$(319,081)
Services and Supplies	\$3,472,540	\$3,075,644	\$3,073,748	\$3,459,164	\$3,459,164	\$383,520
Other Charges	\$836,046	\$370,043	\$351,469	\$1,170,086	\$1,170,086	\$800,043
Capital Assets	\$90,770	\$25,003	\$25,003	\$45,003	\$45,003	\$20,000
Subtotal	\$13,932,346	\$15,682,606	\$14,261,367	\$16,701,738	\$16,567,088	\$884,482

Source of Funds

Revenues	Prior Year 2022-2023	Adopted Budget 2023-2024	CY Estimate 2023-2024	Requested Budget 2024-2025	Recommended Budget 2024-2025	Recommended Change from Adopted
Licenses, Permits, and Franchises	\$9,248,120	\$8,885,436	\$7,474,310	\$8,481,208	\$8,481,208	\$(404,228)
Intergovernmental Revenues	\$35,670	—	—	—	—	—
Charges for Services	\$1,457,200	\$1,273,228	\$1,344,527	\$1,562,542	\$1,562,542	\$289,314
Miscellaneous Revenues	\$16,637	\$16,148	\$16,148	\$16,148	\$16,148	—
Other Financing Sources	—	\$24,851	\$30,556	—	—	\$(24,851)
Subtotal	\$10,757,627	\$10,199,663	\$8,865,541	\$10,059,898	\$10,059,898	\$(139,765)
General Fund Contributions	\$3,174,719	\$5,482,943	\$5,395,826	\$6,641,840	\$6,507,190	\$1,024,247
Total Source of Funds	\$13,932,346	\$15,682,606	\$14,261,367	\$16,701,738	\$16,567,088	\$884,482

Unit Description

The Community Development Unit consists of the following functions: Permit Center, Planning Services, and Development Services (Building, Engineering, Code Compliance, and Environmental).

The Permit Center provides agency-wide internal and external customer service through its Permit Counter, Call Center, Public Records, and Administrative Support teams. Staff is also responsible for the department website and access to public data.

Planning is primarily responsible for regulating development activity in the unincorporated areas of the County, preparing and implementing land use policy and regulations, providing information to the public, and reviewing development projects to ensure

compliance with the County's land use regulations governing planning, building construction and design, subdivisions, and grading and erosion control. In addition, Planning has the responsibility of preparing and reviewing environmental documents for development within the County, processing discretionary land use permits, managing records, implementing ordinances, and maintaining long-range planning documents including the General Plan, Local Coastal Program. Planning provides staff support to the Planning Commission, Zoning Administrator, Cannabis Committee, Inter-Agency Review (IAR), Airport Land Use Commission (ALUC), Land Use Advisory Committees (LUAC) and Historical Committees.

Building Services issues construction permits, reviews and approves proposed construction documentation, performs inspections of ongoing construction to ensure compliance with County and State laws related to building health and safety standards, and conducts

code compliance for building and land use. Building Services includes four programs and coordinates the review and approval of building permit applications with other related County agencies and 13 fire protection districts. Building Services plan check engineers and technicians review plans and supporting documentation to ensure that building codes and other construction regulations are met. Inspectors also investigate construction work performed without permits, provide technical advice to the public in the field or in the office, and perform routine plan checks as time permits. Code Enforcement responds to and investigates complaints of violations regarding State and County building, zoning, housing and grading policies and help property owners bring their properties into compliance.

Engineering Services reviews major and minor subdivisions, improvement plans, surveys and maps, and processes final maps and parcel maps in accordance with the Subdivision Map Act, the Land Surveyors Act, and local ordinances. Additionally, staff reviews technical documentation consistent with the California Environmental Quality Act (CEQA), provides the technical review of boundary maps for the Local Agency Formation Commission (LAFCO), maintains the road-naming and house-numbering system, issues transportation permits for oversize and overweight vehicles traveling in Monterey County, and issues encroachment permits for public right-of-way.

Environmental Services consolidates development review responsibilities for grading and erosion control. Staff conducts construction site inspections to ensure code compliance and manages the Construction Site Storm Water Runoff Control Program and the Post-Construction Storm Water Management Program.

Recommended FY 2024-25 Positions

Classification Code	Classification Label	FTE
14C30	MANAGEMENT ANALYST II	2.00
14K46	PERMIT CENTER MANAGER	1.00
14K47	BUILDING SERVICES MANAGER	1.00
14K50	CHIEF OF PLANNING	1.00
14K51	PRINCIPAL PLANNER	2.00
30D21	BUILDING INSPECTOR II	5.00
30D22	SENIOR BUILDING INSPECTOR	1.00

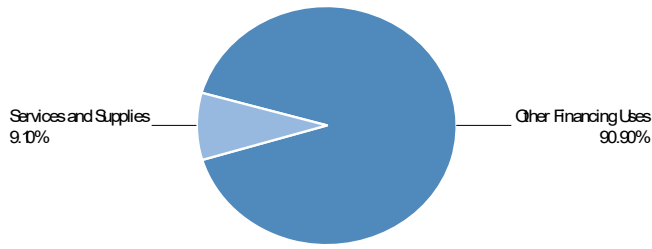
Recommended FY 2024-25 Positions

Classification Code	Classification Label	FTE
30D25	CHIEF OF BUILDING SERVICES	1.00
34P26	CODE COMPLIANCE INSPECTOR II	8.00
34P27	SENIOR CODE COMPLIANCE INSPECTOR	1.00
41A10	ASSISTANT ENGINEER	2.00
41A20	CIVIL ENGINEER	1.00
41A22	SENIOR CIVIL ENGINEER	1.00
41B21	BUILDING PLANS EXAMINER	4.00
41C02	WATER RESOURCES HYDROLOGIST	2.00
41C14	ASSOCIATE WATER RESOURCES HYDROLOGIST	1.00
41F11	ASSOCIATE PLANNER	12.00
41F22	SENIOR PLANNER	4.00
41F23	SUPERVISING PLANNER	2.00
43A22	ENGINEERING AIDE III	1.00
43A23	ENGINEERING TECHNICIAN	2.00
43B03	WATER RESOURCES TECHNICIAN	2.00
43C10	PERMIT TECHNICIAN I	3.00
43C11	PERMIT TECHNICIAN II	5.00
43C12	PERMIT TECHNICIAN III	3.00
80A31	SECRETARY	1.00
80A32	SENIOR SECRETARY	1.00
80A33	ADMINISTRATIVE SECRETARY	1.00
80E01	OFFICE ASSISTANT I	1.00
80E21	OFFICE ASSISTANT II	10.00
80E22	OFFICE ASSISTANT III	3.00
80E80	PRINCIPAL OFFICE ASSISTANT	1.00
80E82	SUPERVISING OFFICE ASSISTANT II	1.00
Total		87.00

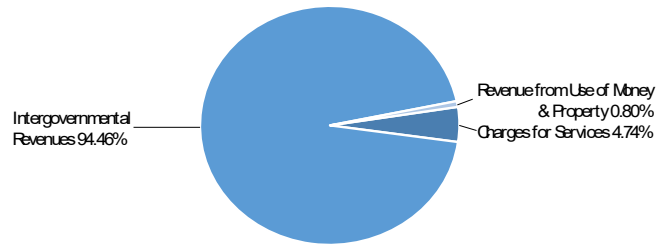
Inclusionary Housing

(Budget Unit 8544—Fund 009—Appropriation Unit HCD003)

Use of Funds



Source of Funds



Use of Funds

Expenditures	Prior Year 2022-2023	Adopted Budget 2023-2024	CY Estimate 2023-2024	Requested Budget 2024-2025	Recommended Budget 2024-2025	Recommended Change from Adopted
Salaries and Employee Benefits	\$58,953	—	—	—	—	—
Services and Supplies	\$56,298	\$45,100	\$138,970	\$80,069	\$80,069	\$34,969
Other Charges	—	\$422,391	\$33,740	—	—	\$(422,391)
Other Financing Uses	—	—	—	\$800,000	\$800,000	\$800,000
Subtotal	\$115,250	\$467,491	\$172,710	\$880,069	\$880,069	\$412,578

Source of Funds

Revenues	Prior Year 2022-2023	Adopted Budget 2023-2024	CY Estimate 2023-2024	Requested Budget 2024-2025	Recommended Budget 2024-2025	Recommended Change from Adopted
Revenue from Use of Money & Property	\$10,636	\$20,000	\$6,700	\$8,500	\$8,500	\$(11,500)
Intergovernmental Revenues	—	\$(1,500)	—	\$1,005,000	\$1,005,000	\$1,006,500
Charges for Services	\$1,740	\$1,500	\$1,300	\$50,416	\$50,416	\$48,916
Miscellaneous Revenues	\$(16,733)	\$5,800	\$15,000	—	—	\$(5,800)
Subtotal	\$(4,357)	\$25,800	\$23,000	\$1,063,916	\$1,063,916	\$1,038,116
Fund Balance	\$119,607	\$441,691	\$149,710	\$(183,847)	\$(183,847)	\$(625,538)
General Fund Contributions	\$0	—	—	—	—	—
Total Source of Funds	\$115,250	\$467,491	\$172,710	\$880,069	\$880,069	\$412,578

Unit Description

The Inclusionary Housing Program was established through an Ordinance adopted by the Board of Supervisors in FY 1979-80. The Ordinance has been amended several times and most recently in 2011. The purpose of the Inclusionary Housing Fund is to facilitate development of housing for low- and moderate- income residents of Monterey County. The Fund is capitalized through payment of in-lieu fees by developers of subdivision projects and repayment of project loans made from inclusionary funds.

Revenue from the funds is distributed to eligible for-profit and non-profit developers to assist with the cost of providing affordable housing to households earning less than 120% of the County median income. The County Housing Advisory Committee reviews


affordable housing proposals. The Fund also supports the cost of administering and monitoring the existing loan portfolio, monitoring inclusionary units, and administering and monitoring all other compliance matters relating to the Inclusionary Housing Ordinance, as well as the land entitlement process. All revenue must be spent in accordance with the requirements of the adopted Inclusionary Housing Ordinance.

The Inclusionary Housing Program provides an opportunity for very low-, low- and moderate-income households to purchase or rent affordable inclusionary units throughout the unincorporated areas of the County of Monterey. Currently, there are approximately 251 owner-occupied inclusionary units and 423 tenant-occupied units in the Inclusionary Housing Program.

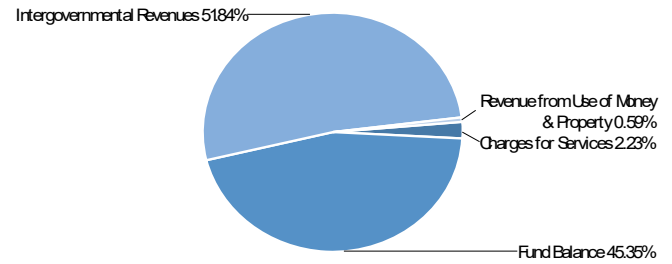
Community Development Reuse

(Budget Unit 8545—Fund 013—Appropriation Unit HCD004)

Use of Funds



Source of Funds



Use of Funds

Expenditures	Prior Year 2022-2023	Adopted Budget 2023-2024	CY Estimate 2023-2024	Requested Budget 2024-2025	Recommended Budget 2024-2025	Recommended Change from Adopted
Services and Supplies	\$921,144	\$279,212	\$606,000	\$495,766	\$495,766	\$216,554
Other Charges	\$212,061	—	—	—	—	—
Other Financing Uses	\$1,059,161	\$5,413,511	—	\$1,750,000	\$1,750,000	\$(3,663,511)
Subtotal	\$2,192,367	\$5,692,723	\$606,000	\$2,245,766	\$2,245,766	\$(3,446,957)

Source of Funds

Revenues	Prior Year 2022-2023	Adopted Budget 2023-2024	CY Estimate 2023-2024	Requested Budget 2024-2025	Recommended Budget 2024-2025	Recommended Change from Adopted
Revenue from Use of Money & Property	\$171,163	\$7,750	\$331,300	\$13,175	\$13,175	\$5,425
Intergovernmental Revenues	\$432,035	\$3,208,157	—	\$1,163,033	\$1,163,033	\$(2,045,124)
Charges for Services	—	\$59,097	\$8,000	\$50,000	\$50,000	\$(9,097)
Miscellaneous Revenues	\$(4,402)	\$10,000	\$1,600	\$2,050	\$2,050	\$(7,950)
Subtotal	\$598,796	\$3,285,004	\$340,900	\$1,228,258	\$1,228,258	\$(2,056,746)
Fund Balance	\$1,593,571	\$2,407,719	\$265,100	\$1,017,508	\$1,017,508	\$(1,390,211)
General Fund Contributions	\$0	—	—	—	—	—
Total Source of Funds	\$2,192,367	\$5,692,723	\$606,000	\$2,245,766	\$2,245,766	\$(3,446,957)

Unit Description

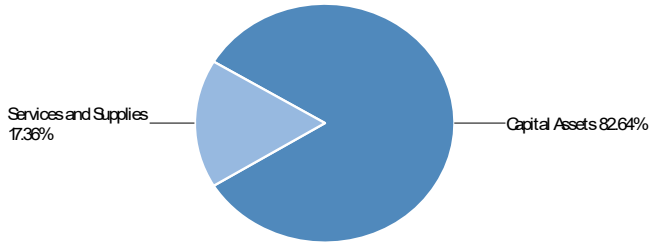
This unit provides for the reuse of payments on loans that were originally funded by State Community Development Block Grant (CDBG) and Housing Opportunity and More Efficiency (HOME) Investment Partnerships program funds. Grant funds are loaned to

low- and very low-income households for first-time homebuyer down payment assistance activities and to nonprofits for affordable housing projects. All program income must be spent on eligible activities in accordance with State regulations and adopted Program Income Reuse Plans and Guidelines.

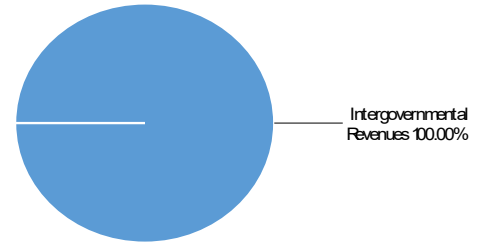
Community Development Grant

(Budget Unit 8546—Fund 013—Appropriation Unit HCD005)

Use of Funds



Source of Funds



Use of Funds

Expenditures	Prior Year 2022-2023	Adopted Budget 2023-2024	CY Estimate 2023-2024	Requested Budget 2024-2025	Recommended Budget 2024-2025	Recommended Change from Adopted
Services and Supplies	\$2,322,724	\$1,270,011	\$1,365,031	\$420,010	\$420,010	\$(850,001)
Other Charges	—	\$101,633	—	—	—	\$(101,633)
Capital Assets	—	—	—	\$2,000,000	\$2,000,000	\$2,000,000
Subtotal	\$2,322,724	\$1,371,644	\$1,365,031	\$2,420,010	\$2,420,010	\$1,048,366

Source of Funds

Revenues	Prior Year 2022-2023	Adopted Budget 2023-2024	CY Estimate 2023-2024	Requested Budget 2024-2025	Recommended Budget 2024-2025	Recommended Change from Adopted
Revenue from Use of Money & Property	\$5,581	\$2,500	\$11,730	\$3,500	\$3,500	\$1,000
Intergovernmental Revenues	\$2,294,765	\$1,366,644	\$1,600,000	\$4,400,000	\$4,400,000	\$3,033,356
Charges for Services	—	—	\$4,000	—	—	—
Miscellaneous Revenues	\$20,760	\$2,500	\$142,912	\$2,500	\$2,500	—
Subtotal	\$2,321,105	\$1,371,644	\$1,758,642	\$4,406,000	\$4,406,000	\$3,034,356
Fund Balance	\$1,619	—	\$(393,611)	\$(1,985,990)	\$(1,985,990)	\$(1,985,990)
General Fund Contributions	\$0	—	—	—	—	—
Total Source of Funds	\$2,322,724	\$1,371,644	\$1,365,031	\$2,420,010	\$2,420,010	\$1,048,366

Unit Description

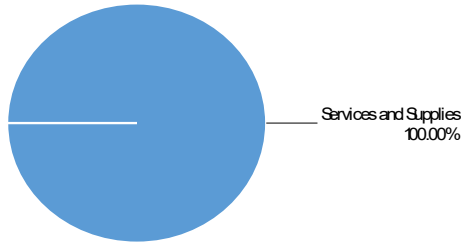
The Community Development Grant Unit provides for community and economic development projects funded through federal CDBG, State HOME, and other grant programs and funding sources. This unit

provides funding for public infrastructure, community facilities, public service programs, and housing projects for very low-, low-, and moderate-income households. Funding must be utilized in accordance with funding source guidelines.

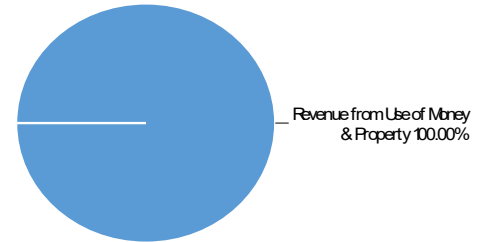
Castroville/Pajaro Housing Set-Aside

(Budget Unit 8547—Fund 175—Appropriation Unit HCD006)

Use of Funds



Source of Funds



Use of Funds

Expenditures	Prior Year 2022-2023	Adopted Budget 2023-2024	CY Estimate 2023-2024	Requested Budget 2024-2025	Recommended Budget 2024-2025	Recommended Change from Adopted
Services and Supplies	\$235,750	\$355,000	\$3,054,624	\$175,500	\$175,500	\$(179,500)
Subtotal	\$235,750	\$355,000	\$3,054,624	\$175,500	\$175,500	\$(179,500)

Source of Funds

Revenues	Prior Year 2022-2023	Adopted Budget 2023-2024	CY Estimate 2023-2024	Requested Budget 2024-2025	Recommended Budget 2024-2025	Recommended Change from Adopted
Revenue from Use of Money & Property	\$315,074	\$296,790	\$30,000	\$346,999	\$346,999	\$50,209
Intergovernmental Revenues	—	—	\$3,020,624	—	—	—
Charges for Services	\$8,000	\$4,000	—	—	—	\$(4,000)
Miscellaneous Revenues	—	\$1,350	\$4,000	—	—	\$(1,350)
Subtotal	\$323,074	\$302,140	\$3,054,624	\$346,999	\$346,999	\$44,859
Fund Balance	\$(87,324)	\$52,860	—	\$(171,499)	\$(171,499)	\$(224,359)
General Fund Contributions	\$0	—	—	—	—	—
Total Source of Funds	\$235,750	\$355,000	\$3,054,624	\$175,500	\$175,500	\$(179,500)

Unit Description

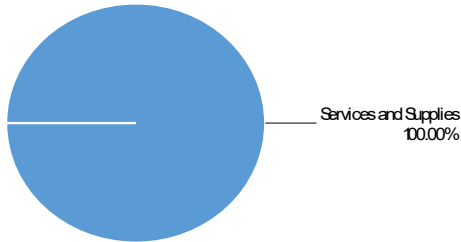
The Castroville/Pajaro Housing Set-Aside Unit was established to facilitate the provision of affordable housing to very low-, low-, and moderate-income families within the Castroville/Pajaro Redevelopment Project Area. In accordance with Redevelopment Law, all funds deposited into the Housing Set-Aside Fund were to be

used to increase the supply or improve the condition of very low-, low-, and moderate-income housing. Since the State's dissolution of Redevelopment Agencies and the loss of funds, the County took required action to become the Housing Successor Agency. Any repayment of loans can be used to reinvest in housing.

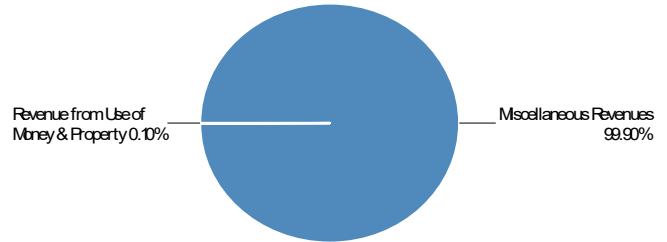
East Garrison Developer Reimbursements

(Budget Unit 8549—Fund 182—Appropriation Unit HCD008)

Use of Funds



Source of Funds



Use of Funds

Expenditures	Prior Year 2022-2023	Adopted Budget 2023-2024	CY Estimate 2023-2024	Requested Budget 2024-2025	Recommended Budget 2024-2025	Recommended Change from Adopted
Services and Supplies	\$45,066	\$135,000	\$45,000	\$960,000	\$960,000	\$825,000
Other Charges	—	—	\$(35,148)	—	—	—
Subtotal	\$45,066	\$135,000	\$9,852	\$960,000	\$960,000	\$825,000

Source of Funds

Revenues	Prior Year 2022-2023	Adopted Budget 2023-2024	CY Estimate 2023-2024	Requested Budget 2024-2025	Recommended Budget 2024-2025	Recommended Change from Adopted
Revenue from Use of Money & Property	\$1,559	\$1,000	\$1,000	\$1,000	\$1,000	—
Miscellaneous Revenues	\$10,335	\$135,000	\$45,000	\$960,000	\$960,000	\$825,000
Subtotal	\$11,893	\$136,000	\$46,000	\$961,000	\$961,000	\$825,000
Fund Balance	\$33,172	\$(1,000)	\$(36,148)	\$(1,000)	\$(1,000)	—
General Fund Contributions	\$0	—	—	—	—	—
Total Source of Funds	\$45,066	\$135,000	\$9,852	\$960,000	\$960,000	\$825,000

Unit Description

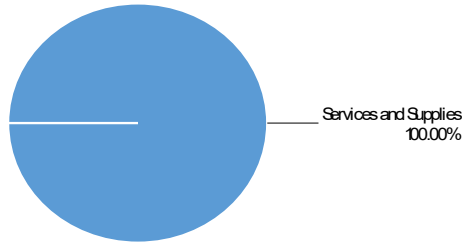
The East Garrison Developer Reimbursement Unit was created in FY 2013-14 for the purpose of monitoring and accurately allocating County Administration costs, including program support from County Counsel and Economic Development, financial support from the

Department of Housing and Community Development, and other support and oversight. These activities are paid for from the Developer's deposits and reimbursements and are expected to be cost neutral to the County.

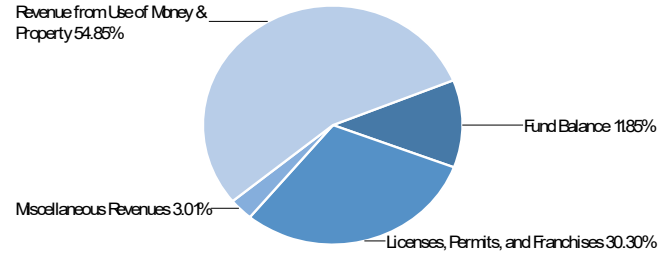
Habitat Management

(Budget Unit 8550—Fund 029—Appropriation Unit HCD009)

Use of Funds



Source of Funds



Use of Funds

Expenditures	Prior Year 2022-2023	Adopted Budget 2023-2024	CY Estimate 2023-2024	Requested Budget 2024-2025	Recommended Budget 2024-2025	Recommended Change from Adopted
Services and Supplies	\$61,071	\$253,650	\$253,650	\$495,107	\$495,107	\$241,457
Subtotal	\$61,071	\$253,650	\$253,650	\$495,107	\$495,107	\$241,457

Source of Funds

Revenues	Prior Year 2022-2023	Adopted Budget 2023-2024	CY Estimate 2023-2024	Requested Budget 2024-2025	Recommended Budget 2024-2025	Recommended Change from Adopted
Licenses, Permits, and Franchises	—	—	—	\$150,000	\$150,000	\$150,000
Revenue from Use of Money & Property	\$266,221	\$177,006	\$266,221	\$271,545	\$271,545	\$94,539
Miscellaneous Revenues	—	—	—	\$14,911	\$14,911	\$14,911
Subtotal	\$266,221	\$177,006	\$266,221	\$436,456	\$436,456	\$259,450
Fund Balance	\$(205,150)	\$76,644	\$(12,571)	\$58,651	\$58,651	\$(17,993)
General Fund Contributions	\$0	—	—	—	—	—
Total Source of Funds	\$61,071	\$253,650	\$253,650	\$495,107	\$495,107	\$241,457

Unit Description

On June 30, 2020, the Fort Ord Reuse Authority (FORA) dissolved, and the County agreed to assume certain responsibilities with associated funding. This Fund was established to implement a habitat

management program for the former Fort Ord lands. Under this program, HCD performs essential habitat management planning activities.

Fort Ord Housing Set-Aside

(Budget Unit 8583—Fund 177—Appropriation Unit HCD011)

Use of Funds

Source of Funds

Intentionally Left Blank

Intentionally Left Blank

Use of Funds

Expenditures	Prior Year 2022-2023	Adopted Budget 2023-2024	CY Estimate 2023-2024	Requested Budget 2024-2025	Recommended Budget 2024-2025	Recommended Change from Adopted
Other Financing Uses	\$1,811	—	—	—	—	—
Subtotal	\$1,811	—	—	—	—	—

Source of Funds

Revenues	Prior Year 2022-2023	Adopted Budget 2023-2024	CY Estimate 2023-2024	Requested Budget 2024-2025	Recommended Budget 2024-2025	Recommended Change from Adopted
Fund Balance	\$1,811	—	—	—	—	—
General Fund Contributions	\$(0)	—	—	—	—	—
Total Source of Funds	\$1,811	—	—	—	—	—

Unit Description

This Fund was closed in FY 2022-23.

East Garrison Housing Set-Aside

(Budget Unit 8584—Fund 178—Appropriation Unit HCD012)

Use of Funds	Source of Funds
Intentionally Left Blank	Intentionally Left Blank

Expenditures	Prior Year 2022-2023	Adopted Budget 2023-2024	CY Estimate 2023-2024	Requested Budget 2024-2025	Recommended Budget 2024-2025	Recommended Change from Adopted
Other Financing Uses	\$93	—	—	—	—	—
Subtotal	\$93	—	—	—	—	—

Revenues	Prior Year 2022-2023	Adopted Budget 2023-2024	CY Estimate 2023-2024	Requested Budget 2024-2025	Recommended Budget 2024-2025	Recommended Change from Adopted
Fund Balance	\$93	—	—	—	—	—
General Fund Contributions	\$0	—	—	—	—	—
Total Source of Funds	\$93	—	—	—	—	—

Unit Description
 This Fund was closed in FY 2022-23.



This page intentionally left blank.

Public Works, Facilities, and Parks

Departmental Overview:

The Public Works, Facilities and Parks Department (PWFP) provides a range of services to ensure reasonable and safe development, plan for future needs, manage infrastructure and County facilities, and protect natural resources.

Programs and Functions:

PWFP is comprised of three Divisions: Public Works, Facilities, and Parks that are responsible for managing and maintaining the County infrastructure and open space.

The Public Works Division consists of Road and Bridge Design; Storm Water and Flood Plain Management, including Special Districts; Road and Bridge Capital Projects; Land Survey, Traffic and Transportation; and Road and Bridge Maintenance. Public Works is responsible for managing 1,262 miles of County roads, 175 County maintained bridges, and road appurtenances, such as 29 traffic signals, striping, etc.

The Facilities Division consists of Architectural Services responsible for capital project implementation and project management, including developing the Annual Five-Year Capital Improvement Plan; Facility maintenance and grounds crews with a primary purpose to manage over 2.5 million square feet of County-owned facilities; 405,000 square feet of leased building space; Real Property Management oversight of 96 County-owned facilities, 64 leased facilities, 55 County Landlord Leases and 511 Owned Parcels; and Central Services including Fleet Administration, Vehicle Asset Management Program (VAMP), Mail, Courier, and Records Retention.

The Parks Division is responsible for management and enforcement of 30,130 acres of Regional Parks and Open Space, comprised of Royal Oaks Park, Manzanita Park (under concessionaire agreement with North County Youth Recreation Association), Jacks Peak Park, Toro Park, Travel Camp, San Lorenzo Park, Lake San Antonio (North and South), Lake Nacimiento Resort and Recreation area, Laguna Seca Recreational Area (under management by A&D Narigi LLC., but is moving towards a Concession Agreement with the Friends of Laguna Seca), and the Rifle and Pistol Range. As a result of the dissolution of Fort Ord Reuse Authority (FORA) in June 2020, the County received an additional 2,980 acres of open space land with habitat management responsibilities.

Departmental Contribution to County of Monterey Strategic Initiatives:

ADMINISTRATION

Utilize performance measures to monitor key public services and track trends that form organizational improvements, budgeting priorities, and efficiencies.

HEALTH AND HUMAN SERVICES

Provide quality recreational facilities for everyone that visits our parks, lakes, and open space.

INFRASTRUCTURE

Ensure that projects funded in the Countywide Five-Year Capital Improvement Plan (CIP) are completed on schedule and within budget.



Public Works, Facilities, and Parks

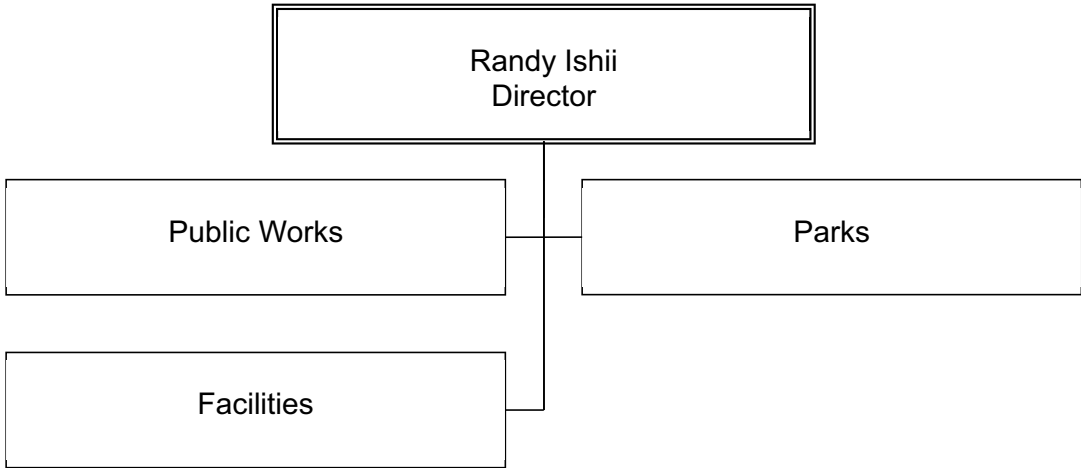
Continue to update and implement facility management plans and work to increase proactive maintenance.

Maintain 1,262 miles of County roads, 175 bridges, and road appurtenances.

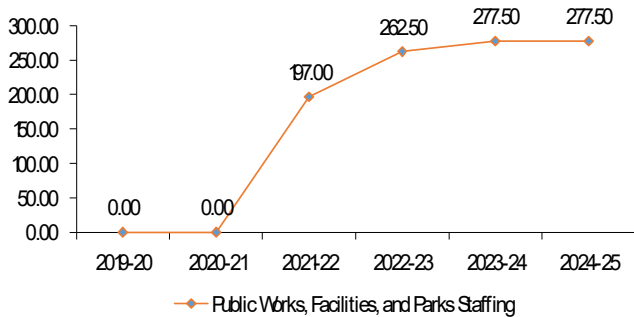
PUBLIC SAFETY

Facilitate safe transportation on the County Road network. Complete safety improvements, which provide safe facilities and environments for all those that utilize County property.

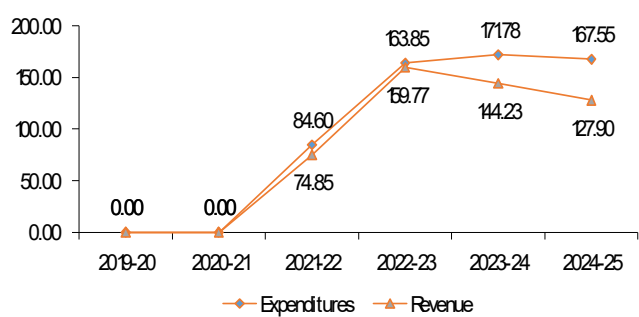
Operating Budget: \$167,553,262
 Positions (FTEs): 277.50



Staffing Trends



Expenditure/Revenue History (in millions)

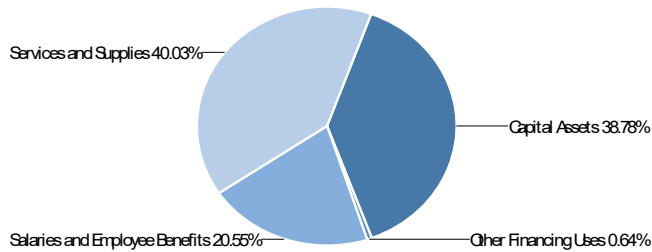


Performance Measures

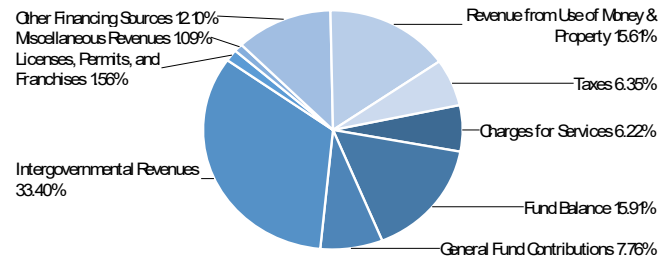
Public Works, Facilities, & Parks (PWFP) utilize these measures to inform operational improvements, assist in developing budgets, and identify additional resources needed to achieve its targets. PWFP partnered with the Transportation Agency for Monterey County (TAMC) on a countywide road condition assessment providing field data.

Key Performance Measures	2021-22 Actual	2022-23 Actual	2023-24 Mid-Year
Percent of County roads (1,257 miles) at Pavement Condition Index rating of 60 or above. Target = 50%	17.20%	17.30%	17.90%
Percent of fully funded priority Capital Improvement Program (CIP) projects on schedule and on budget. Target = 100%	74%	80%	77%

Use of Funds



Source of Funds



Use of Funds

Expenditures	Prior Year 2022-2023	Adopted Budget 2023-2024	CY Estimate 2023-2024	Requested Budget 2024-2025	Recommended Budget 2024-2025	Recommended Change from Adopted
Salaries and Employee Benefits	\$30,377,410	\$38,124,586	\$33,811,270	\$39,791,729	\$37,985,137	\$(139,449)
Services and Supplies	\$93,349,981	\$71,613,066	\$83,059,162	\$368,486,771	\$73,994,760	\$2,381,694
Other Charges	\$(16,918,387)	\$(17,741,269)	\$(15,392,332)	\$(17,289,934)	\$(17,289,934)	\$451,335
Capital Assets	\$56,221,390	\$81,988,463	\$68,930,029	\$71,685,166	\$71,685,166	\$(10,303,297)
Other Financing Uses	\$819,808	\$2,494,095	\$1,375,481	\$1,178,133	\$1,178,133	\$(1,315,962)
Subtotal	\$163,850,203	\$176,478,941	\$171,783,610	\$463,851,865	\$167,553,262	\$(8,925,679)

Source of Funds

Revenues	Prior Year 2022-2023	Adopted Budget 2023-2024	CY Estimate 2023-2024	Requested Budget 2024-2025	Recommended Budget 2024-2025	Recommended Change from Adopted
Taxes	\$10,816,117	\$10,256,072	\$10,604,780	\$10,631,464	\$10,631,464	\$375,392
Licenses, Permits, and Franchises	\$674,681	\$2,051,200	\$123,339	\$2,613,630	\$2,613,630	\$562,430
Fines, Forfeitures, and Penalties	\$43,551	\$37,000	\$30,054	\$29,604	\$29,604	\$(7,396)
Revenue from Use of Money & Property	\$18,511,221	\$28,777,394	\$33,268,724	\$26,153,737	\$26,153,737	\$(2,623,657)
Intergovernmental Revenues	\$55,334,008	\$59,257,183	\$47,711,884	\$55,949,648	\$55,949,648	\$(3,307,535)
Charges for Services	\$10,964,938	\$9,440,194	\$10,399,012	\$10,418,934	\$10,418,934	\$978,740
Miscellaneous Revenues	\$2,308,197	\$2,298,973	\$8,950,554	\$1,825,457	\$1,825,457	\$(473,516)
Other Financing Sources	\$61,113,012	\$29,020,150	\$30,644,667	\$19,276,721	\$20,276,721	\$(8,743,429)
Special Items	—	—	\$2,500,000	—	—	—
Subtotal	\$159,765,726	\$141,138,166	\$144,233,014	\$126,899,195	\$127,899,195	\$(13,238,971)
Fund Balance	\$(13,327,022)	\$21,473,888	\$11,862,501	\$319,925,701	\$26,653,334	\$5,179,446
General Fund Contributions	\$17,411,499	\$13,866,887	\$15,688,095	\$17,026,969	\$13,000,733	\$(866,154)
Total Source of Funds	\$163,850,203	\$176,478,941	\$171,783,610	\$463,851,865	\$167,553,262	\$(8,925,679)

Summary of Recommendation

The Recommended Budget for Public Works, Facilities and Parks (PWFP) includes appropriations of \$167,553,262, financed with revenues of \$127,899,195, a General Fund Contribution (GFC) of \$13,000,733, resulting in a decrease to non-general fund, fund balance of \$26,653,334. Overall, the Recommended Budget expenditures and revenues decreased due to capital project augmentations of \$11,760,493 funded by a transfer from the Building Improvement and Replacement Fund included in the FY 2023-24 adopted budget. Capital Project augmentations are typically approved by the Board of Supervisors after the Recommended Budget is presented.

The Recommended Budget includes 277.5 positions and \$3,310,838 in funded augmentations for facility unscheduled maintenance, custodial and security services, and fire fuel abatement. It does not include funding for key augmentations totaling \$2,780,150, including utilities; Fort Ord open space maintenance; salary and benefit reductions in Administration, Facilities and Parks; Pajaro County Sanitation system operations and maintenance; two park positions for Jacks Peak and Fort Ord; one North County Park Ranger; security at Castroville Library, County Coastal Offices, Pajaro Library, the Agricultural Commissioner Office and Board of Supervisor Offices and; parking citation management.

Budget Impacts

Public Works, Facilities and Parks (PWFP) submitted 17 augmentations totaling \$6.1 million. The Recommended Budget includes four of the augmentations with \$3.3 million in additional GFC. The requests are categorized into 6 priority groups: 1) Facilities and Utilities, 2) Fort Ord Open Space, 3) Salary and Benefit Savings, 4) Pajaro County Sanitation District (PCSD) Shortfall, 5) New Park Positions, and 6) Additional Security and Parking Citation Processing.

1) Facilities and Utilities.

Multi-use facilities unscheduled maintenance is needed for corrective or emergency issues that cannot be foreseen. Prior to Fiscal Year 2020, the Cost Plan building use allowance provided ongoing funding for unscheduled building maintenance. A change in the accounting treatment of those funds resulted in PWFP having to request an annual augmentation. PWFP recommends an ongoing GFC allocation be provided for this reoccurring expense. An augmentation for \$1,000,000 is included in the Recommended Budget, funded from building depreciation (Fund 478).

The County is obligated to maintain more than 400,000 square feet of occupied building interior space in a clean and orderly condition. The County does not employ a custodial worker classification to provide necessary service. The County has entered into agreements with qualified contractors to provide janitorial service in accordance with prescribed schedules, and special requests. Non-compliance will expose the County to sanctions or fines for violation of Cal-OSHA code related to cleanliness and sanitation of employee occupied areas. The augmentation request for \$1,047,607 is included in the Recommended Budget, funded from the suspension of the unfunded accrued liability program.

PWFP contracts for security services within multi-use occupied County facilities to protect the welfare and safety of occupants, visitors, and real property. Alisal Government center and Schilling are occupied by multiple Departments who provide critical operations and services. Both facilities are in the County's most populated city and accessed by the public for a variety of services. Due to the location of these properties, government center in downtown Salinas and Schilling in an industrial park adjacent to Hwy 101, they both provide a unique security challenge that has required 24/7 security services to help maintain a safe work environment and reduce risk of personal injury and property loss or damage. To continue security services at Alisal and Schilling, an augmentation for \$1,063,231 is included in the Recommended Budget, funded from the suspension of the unfunded accrued liability program.

The County is mandated to mitigate fire hazards on County-owned properties due to excessive weed and tree growth, in accordance with applicable state and local fire codes. Locations are throughout the County on unimproved parcels, abandoned lanes, Right of Ways, and utility easements. Funding is required to increase remediation capability through contracted services, purchase of equipment and tools, and increased labor costs. The Recommended Budget includes a \$200,000 augmentation request, funded with additional General Fund Contribution.

Utility cost for multi-use County facilities and the County Jail continue to rise. Cost estimates are based on historical consumption and expenditures adjusted to reflect the increases reported by PG&E and Pacific Summit. Utility cost categories include electricity, gas,

water, sewer, and disposal services. An augmentation for \$173,817 is not included in the Recommended Budget.

2) Fort Ord Open Space

Unscheduled facility and open space maintenance is needed for corrective or emergency issues that cannot be foreseen on former Fort Ord property (approximately 2,700 acres) transferred to the County in 2020. Unscheduled maintenance may include repairs to gates and fences, signage installation and replacement, litter abatement, earth moving, and tree removal. An augmentation for \$150,000 was submitted but is not included in the Recommended Budget.

3) Salary and Benefit Savings.

To submit a balanced baseline budget and operate within budget limitations, PWFP included salary and benefit savings of \$1,050,301, which includes Administration (\$198,008), Facilities (\$306,081) and Parks (\$546,212). Using a vacancy factor to balance obscures the true operating costs of operations. Carrying vacancies has an adverse impact on services and staff morale. To rectify this situation, PWFP is requesting ongoing General Fund Contribution (GFC), so that all positions can be recruited for and filled. The Recommended Budget does not include the restoration of the \$1,050,301.

4) PCSD Shortfall.

A certain level of maintenance is necessary to ensure the PCSD operates properly, to avoid equipment and system failure that could result in sewer spills that would be hazardous to the community. The current level of revenue, including customer sewer charges and a portion of general property tax, is insufficient to meet the annual financial needs of the district. To establish a rate structure that provides fiscal sustainability of the system using the required Proposition 218 process, staff completed a condition assessment and developed proposed rates based on Board direction. The Proposition 218 process was planned to begin in April 2023; however, February/March storms flooded the community of Pajaro, causing significant damages and displacing residents. Due to this disaster, the Board postponed the rate increase process until July 2024. Staff is currently working through the Proposition 218 process, with a goal of implementing new rates for FY 2024-25, if approved. PWFP requested \$709,793 augmentation to subsidize PCSD to cover the increased utility costs from City of Watsonville Wastewater Treatment Plant. The augmentation is not included in the Recommended Budget.

5) New Park Positions.

PWFP Parks requested three new positions at a cost of \$336,473, which includes a Park Ranger (\$137,436), Parks Building and Grounds Worker (\$110,687) and Park Services Aide (\$88,350). An additional Park Ranger would provide 7-day a week coverage for North County Parks, including Toro, Jacks Peak, Royal Oaks, and Manzanita, as well as the Fort Ord Open Space properties. The Park Ranger will enforce Federal, State, and County Ordinances and Laws in North County; provide emergency medical care to the visitors; educate visitors as to the rules of the facilities; and mitigate/report potential liability. Currently, Jacks Peak Park and Fort Ord Open Space are minimally staffed with a Parks Buildings and Grounds Worker and a Park Services Aide. These positions also provide coverage to Toro and Royal Oaks Parks when staff are on leave. An additional Parks Buildings and Grounds Worker and a Park Services Aide is necessary to provide 7-day a week staffing at Jacks Peak and Fort Ord, for maintenance operations and to protect the public from

safety issues. The augmentations for these three positions are not included in the Recommended Budget.

6) Additional Security and Parking Citation Processing

Additional security services are necessary to support three security guards working 12-hour shifts Monday through Friday at three different locations. The Castroville Library and Supervisor Offices located in Castroville experience periodic homeless encampments which pose safety concern for staff and visiting constituents. The County Coastal Offices located in Marina and serving the County District 4 Supervisor Offices as well as the Monterey County Veteran Affairs Offices are adjacent to blighted open space. The Pajaro Campus located in Pajaro includes, the Porter Valejo Mansion, Library, AG Commissioners Office and the Clinica Services, experiences continued homeless encampments within available open space and porch areas despite existence of security cameras, signage and barricades to deter trespassing. There are no internal resources to provide this service, and no sworn officers provided by the Sheriff to provide security guard service. Three augmentation requests for \$350,000, which includes \$100,000 for Castroville Library and Supervisor Offices, \$100,000 for Coastal Offices and \$150,000 for Pajaro Library and Ag Commissioner Offices, are not included in the Recommended Budget.

Parking citation processing is required to support issuance of tickets mandated by the California Vehicle Code and the Monterey County Code, Chapters 12.32 and 12.40 which specify County parking regulations and enforcement at County facilities, institutions, and unincorporated areas under the authority of the County Administrative Office (CAO). The County has contracted with Data Ticket, Inc to provide services, including management of adjudication, payment plan requests for indigent customers (in accordance with Assembly Bill No. 503) review, and Franchise Tax Board processing for collections. Without funding, the County would be non-compliant with the Monterey County Code and the State of California Vehicle Code. This would additionally result in the loss of parking citation revenue for all departments involved. This augmentation request for \$20,000 to continue contracted services with the outside vendor is not included in the Recommended Budget.

Prior Year Accomplishments

Goal 1 - Continue close coordination with Human Resources to fill vacant positions throughout the Department, particularly in Parks, and Public Works Engineering and Maintenance Divisions.

PWFP is actively working with Human Resources to recruit and fill vacant positions. All vacant positions the department has approved to fill have been filled or are in an active recruitment process. So far, this fiscal year, the department has filled 35 positions, 31 of which perform duties related to Parks, and Public Works Engineering and Maintenance Divisions.

Goal 2 - Consider salary competitiveness for difficult to retain professional classifications and develop a succession plan with Human Resources.

Several classification and compensation study requests are pending with Human Resource Department. This goal continues to be an ongoing task for the department; however, the department has increased focus on building and maintaining positive workplace culture to improve employee retention.

Succession planning continues to be ongoing through the assistance of management staff and PWFP Human Resources staff.

Goal 3 - Complete the needs assessment and evaluation to select a preferred vendor/software for a Computerized Maintenance Management System (CMMS).

A consultant was hired and began work to conduct a needs assessment and assist PWFP with evaluation of potential CMMS software packages that would best meet PWFP needs. The consultant is currently identifying a preferred software vendor for PWFP to procure. Implementation will then follow.

Goal 4 - Complete developing content for and publish the updated PWFP website.

PWFP coordinated with ITD who developed a new structure and theme for the PWFP website. The new website structure has been set up, and PWFP is working to update and develop new content before going live with the refreshed website. The goal is to make the new website public by the end of calendar year 2024.

Goal 5 - Complete the transition to a cloud-based electronic file storage system.

PWFP began consultation with ITD to plan a transition from existing network server electronic file storage to a cloud-based approach using SharePoint. That coordination continues with a goal to complete the transition in Spring 2024.

Goal 6 - Invest in new critical equipment.

Public Works has acquired new heavy-duty equipment that incorporates new technologies and methods, providing for a higher quality product applied more safely for employees, than prior methods and appliances: specifically, the hot trucks and the bucket/patch trucks. New transport trucks have been procured, to haul and transport the heavy-duty equipment to jobsites that may be far remote, such as motor graders. Moreover, light duty vehicles for Maintenance continued to be purchased, replacing old light duty vehicles that, due to age and availability of parts, were not cost effective to repair. Light duty vehicles have also been purchased for Engineering staff, replacing old light duty vehicles.

Parks has acquired new medium duty equipment mainly for the Utility Crew for immediate access to expedite staff performed repairs and to assist with contractor and vendor led projects. Parks Buildings and Grounds units acquired UTV and light duty vehicles to aid with maintenance responsibilities. Parks continues to invest in new or used medium and heavy-duty equipment, such as, a solid waste truck, dump trucks and backhoes. Due to budget constraints and unscheduled maintenance projects, Parks forewent some planned equipment purchases and will continue to utilize rental services should the need arise.

Goal 7 - Enter into Concessionaire Agreement for the Laguna Seca Recreational Area (LSRA).

Parks successfully completed negotiations with the Friends of Laguna Seca (FLS) and the County entered a \$56 million, 55-year concessionaire agreement for the operations and management of the LSRA. While the agreement was executed and in effect, a legal challenge which the County and FLS were successful in settling, slowed the progress of the arrangement becoming operational. Several conditions precedent still need to be met for the agreement to

become operational. FLS stated they will satisfy the conditions precedent and will be prepared to assume operational control at the beginning of Fiscal Year 2025. A County-FLS transition team was created in the last quarter of Fiscal Year 2024.

Goal 8 - Create a park user survey that can be accessed electronically via the internet.

Parks continues to partner with Outer Spatial, who developed a park user application that can not only be used for surveys, but also to report issues, create interactive challenges and be used for mapping and GIS purposes. Currently, mapping and GIS information is being loaded into the app and Parks staff are writing the background information and coordinating for a release with the Outer Spatial team. Parks anticipates a release in early Fiscal Year 2025.

Goal 9 - Replace outdated signage in parks and create trail designation signage.

Parks continues to replace and develop signage for guest facilities, improved picnic and camping areas and along the trail networks. This is an ongoing task with signage being supplied by vendors and handmade by skilled Parks staff.

Goal - 10 Improve marketing for special events at Lake San Antonio.

During Fiscal Year 2024, Lake San Antonio maintained healthy water levels which in turn increased guest visits and revenue. In the second half of Fiscal Year 2024, the California Department of Fish and Wildlife planted rainbow trout at Lake San Antonio for the first time in over a decade. Parks is planning for another great water year in 2025, with revenues climbing significantly higher than anticipated. With the completion of two, new triathlons, Lake San Antonio is back on the circuit with nationwide publicity being spotlighted. The success of the new triathlons can draw more attention to the facility and lead to more inquiries. Parks is also improving several guests serving areas such as the Equestrian Center at North Shore and development of group star gazing area. Parks intends to request surplus revenues be put back into the facility to support renovation of guest serving facilities such as the marinas, stores and restrooms. County Communications is also assisting Parks with a "rack card" to be placed at local hospitality and guest serving facilities to draw visitors to the parks including Lake San Antonio.

Goal 11 - Redraft Parks naming policy to incorporate private-public partnerships and community funded improvements.

Parks is continuing to contact local, state and federal park partners to inquire about naming policies and community funded projects and improvements. The redrafting of a County policy is underway with the intent of completing in early Fiscal Year 2025.

Goal 12 - Develop and implement a small engine/equipment replacement program to switch over to electric or battery-operated small equipment.

PWFP has identified equipment to be switched over to electrical or battery when reaching its useful life. PWFP is working with the County Sustainability Division to identify available grant funding sources for the replacement.

Goal 13 - Transition all central service units (Facilities, Utilities, Fleet, Mail, Courier, & Records Retention) currently in the General Fund, to Internal Service Funds.

PWFP-Finance is developing Business Plans for the central service units, identifying the current and proposed funding structures and processes, and pros and cons to each. The proposed timetable includes implementing Fleet, Mail, Courier and Records Retention in Fiscal Year 2026 and Facilities and Utilities in Fiscal Year 2027. Staff will submit the proposed plans to the County Administrative Office-Budget Division and Auditor-Controller's Office for evaluation during the regular budget cycle.

Budget Year Goals

Goal 1 - Continue close coordination with Human Resources to fill vacant positions throughout the Department, particularly in Parks, and Public Works Engineering and Maintenance Divisions.

Goal 2 - Complete the needs assessment and evaluation to select a preferred vendor/software for a Computerized Maintenance Management System (CMMS).

Goal 3 - Complete developing content for and publish the updated PWFP website.

Goal 4 - Complete the transition to a cloud-based electronic file storage system.

Goal 5 - Continue Investment in new critical equipment.

Goal 6 - Complete concessionaire transition for the Laguna Seca Recreational Area.

Goal 7 - Complete a park user survey that can be accessed electronically via the internet.

Goal 8 - Redraft Parks naming policy to incorporate private-public partnerships and community funded improvements.

Goal 9 - Develop and implement a small engine/equipment replacement program to switch over to electric or battery-operated small equipment.

Goal 10 - Transition Fleet, Mail, Courier, & Records Retention currently in the General Fund, to Internal Service Funds, effective Fiscal Year 2026.

Goal 11 – Facilities Master Plan and Parks Master Plan.

Goal 12 – Bring roads to a passing grade.

Pending Issues

Road Condition

PWFP has approximately \$1.6 billion in deferred maintenance costs: Roads (\$700 million), Bridges (\$300 million), Road Apurtenances (\$500 million), Buildings (\$100 million) and Parks (\$15 million). The addition of Measure X and Senate Bill 1 provided new funding for County roads, but not enough to make a significant impact on the deferred maintenance. The County Road conditions are declining and need rehabilitation. The Pavement Condition Index (PCI) (where 0 is a failed condition and 100 is an excellent condition) indicates the Countywide average is 46 (poor). The Board of Supervisors supported pursuing road rehabilitation of local community and residential roads on an accelerated schedule and directed staff to develop a pilot bond program. A smaller bond issuance was pursued, backed by existing Road Fund revenue sources, with a hybrid

implementation approach utilizing consultants and contractors, as well as a measured increase in staff levels. Due to inflation, bond issuance costs are high, which has delayed the implementation of this program. As an alternative, Staff presented a new approach to the Board for addressing local community and residential roads in January 2024. The option used the additional Maintenance of Effort (in the form of General Fund Transient Occupancy Tax contribution) to fund the local community roads and using cost effective selection of treatment/rehabilitation methods. The Board approved this option, which accomplishes the same outcomes at more economic levels and avoids the still high cost of bond issuance fees and current high interest rates for debt service.

Parks Deferred Maintenance and New Projects

California Parks and Water Bond Act of 2018 (Prop 68) provided both per capita and competitive grant opportunities for Parks. Prop 68 per capita funds are being used for deferred maintenance projects at Toro, Jacks Peak, Lake Nacimiento, and Lake San Antonio. Applications for both the Rural Recreation and Tourism Program (RRT) and Regional Park Program (RPP) grants were submitted for various projects; however, the grant funding was not awarded by the State. Parks will reapply for some of these projects when the next round of funding is released. In Fiscal Year 2024, Parks completed \$1 million in repairs and rehabilitations of the Lake Nacimiento Lodges and has requested additional funding for Fiscal Year 2025. With the completion of the Lodge renovation, Parks will bring the facility up to current standards and will receive positive feedback from guests. Parks continues to complete facility repair projects such as reroofing of buildings and replacement of park amenities such as barbecues, campfire rings and picnic tables with Capital Improvement Program funds when available. Even with positive improvements being made, Parks facilities suffer from decades of neglect and will require significant financial investment by the County to avoid closing facilities to the public.

Fort Ord Land Management

The Fort Ord Reuse Authority (FORA), which served as the regional coordination agency for the reuse and redevelopment of the former Fort Ord, dissolved on June 30, 2020. Over 2,980 acres of former Fort Ord open space and trails transferred to the County, which PWFP is responsible for maintaining. Parks currently has one North County Ranger and two Buildings and Grounds staff to assist in the management and oversight of the County owned parcels. These staff members also support Jacks Peak and Toro Parks. Parks has requested another Ranger and two additional Buildings and Grounds staff for Fiscal Year 2025. In addition to the requested positions, Parks has also requested funds for unscheduled maintenance projects on the former Fort Ord parcels. Parks has completed a trailhead restroom at the Travel Camp property and intends on developing an all-weather parking area. Parks has successfully entered in partnership with the Monterey Off Road Cycling Association (MORCA) to install and maintain a portable restroom at the 8th and Giggling Trailhead. Without proper staffing levels to maintain trees and vegetation, reduce wildfire fuel, provide trail maintenance, and provide a presence at the properties, the County will continue to receive concerns from the residents, Bureau of Land Management (BLM), California State University at Monterey Bay (CSUMB), surrounding Cities and Monterey County Regional Fire District to address issues related to wildfire, illegal use and public safety. Upon its dissolution, several administrative and management responsibilities were absorbed by the Resource Management Agency (RMA) and are now shared between the Housing and Community Development

Department (HCD) and PWFP. These include records retention and paying unpaid contractual obligations. FORAs statutory tax increment (35% of tax revenue generated in former Fort Ord) passed through to the County (38%), Successor Agencies (54%) and Other Taxing Entities (8%). The 38% County share is generating approximately \$520,000 annually. HCD is currently developing the Habitat Management Plans for the former Fort Ord properties which will help with the development of an operations and maintenance program.

Disaster Event Recovery

Significant disaster events have occurred over the past seven years. In FY2016-17, the 2016 Soberanes Fire and 2017 Winter Storms damaged County roadways, lands, and infrastructure causing an estimated \$61.8 million in damages. In the first quarter of calendar year 2019, storm systems caused widespread damage and flooding in Monterey County, with estimated cost of \$5.2 million; in FY2019-20, the COVID-19 pandemic impacted Monterey County, causing widespread and potentially long-lasting economic impacts. In FY2020-21, the River Fire, Carmel Fire, and Dolan Fire razed County lands, private properties, and national forest, not only did the burn scars destroy homes and property, but also subjected them to significant erosion potential. Much of that denuded land led to mudslides to additional private properties and County infrastructure in January 2021. Overall damages reached nearly \$7.9 million. Then beginning in late December 2022 through mid-January 2023, an extended series of atmospheric river winter storm events caused flooding and damages to roads, bridges, parks, drainage and infrastructure resulting in damages of \$16.8 million. The rain continued in March 2023, causing localized flooding in certain communities, including the community of Pajaro. Damages are estimated at over \$24 million. PWFP has completed nearly all work on projects related to these events and coordinate with both federal and state agencies for reimbursements. To add to the disaster recovery, in February 2024, there was a major winter storm, high surf, and high wind velocity event. Many flooding and storm damages occurred, coupled with over 900 downed trees that either blocked roads, or became tangled in powerlines and resulting in power outages. PWFP allowed PG&E to use Laguna Seca as an Incident Command Center, that served as their backbone for coordination and power restoration; PWFP also allowed PG&E to use Toro Park as a tree debris staging area, thereby accelerating their debris removal and power restoration. PWFP also assisted the City of Greenfield with a sewage trunkline emergency repair on the City's system during the middle of the storm event. The damages to PWFP infrastructure are over \$5 Million. While the Board has provided General Fund Strategic Reserve to cash flow the disaster response and disaster recovery, the County submitted for State and federal disaster relief funds and is waiting for a response.

Pajaro County Sanitation District (PCSD)

Service rates for the PCSD have not been increased in nearly 15 years and are no longer sufficient to fund ongoing system operation and maintenance costs. Updated proposed rates were developed in anticipation of a required process under Proposition 218 to adopt increased rates that would provide adequate revenue to continue operating and maintaining the system. The Proposition 218 process was planned to begin in April 2023. However, given the flooding disaster in the community of Pajaro and continuing recovery effort, the Board delayed implementation of increased rates until July 2024. PWFP is currently working through the Prop 218 process, with a goal of implementing new rates for FY 2024-25, if approved.

Policy Considerations

There are no Policy Considerations.

Appropriation Expenditure Detail

	Prior Year 2022-2023	Adopted Budget 2023-2024	CY Estimate 2023-2024	Requested Budget 2024-2025	Recommended Budget 2024-2025	Recommended Change from Adopted	Fund Code	Budget Unit Code
County Disposal Sites (PFP001)	\$117,144	\$149,359	\$141,926	\$146,324	\$146,324	\$(3,035)	001	8551
Facility Services (PFP054)	\$4,259,187	\$4,258,407	\$9,107,025	\$4,990,911	\$4,250,395	\$(8,012)	001	8552
Utilities (PFP055)	\$2,136,702	\$2,851,583	\$2,727,716	\$1,982,732	\$1,807,570	\$(1,044,013)	001	8553
Litter Control (PFP002)	\$158,093	\$485,312	\$569,019	\$477,744	\$474,948	\$(10,364)	001	8554
Special Districts Admin (PFP003)	\$59,139	\$52,697	\$52,697	\$333,793	\$325,120	\$272,423	001	8555
Park Operations (PFP058)	\$7,808,452	\$7,782,162	\$7,645,347	\$10,127,131	\$9,019,025	\$1,236,863	001	8556
Stormwater/Floodplain Mgmt (PFP061)	\$1,302,653	\$1,565,253	\$1,404,866	\$1,538,240	\$1,530,050	\$(35,203)	001	8557
Roads & Bridges (PFP004)	\$53,897,110	\$76,196,989	\$69,678,084	\$78,072,808	\$77,900,547	\$1,703,558	002	8558
Road & Bridge Maintenance (PFP004)	\$17,023,259	\$0	\$0	\$0	\$0	\$0	002	8559
Fish & Game Propagation (PFP059)	\$45,886	\$51,636	\$51,939	\$54,670	\$54,670	\$3,034	006	8560
East Garrison Public Financing Authority (PFP005)	\$16,774	\$36,125	\$29,940	\$30,760	\$30,760	\$(5,365)	180	8561
East Garrison Community Services District (PFP006)	\$1,523,659	\$1,997,520	\$2,545,516	\$2,056,804	\$2,056,804	\$59,284	181	8562
Capital Projects (PFP057)	\$40,810,493	\$38,054,577	\$31,898,452	\$321,364,649	\$28,276,248	\$(9,778,329)	404	8564
Nacimientto Resort/Recreation (PFP060)	\$3,621,998	\$3,686,682	\$4,533,946	\$4,703,098	\$4,703,098	\$1,016,416	452	8565
County Service Areas (PFP007)	\$16,196	\$106,211	\$55,595	\$139,589	\$139,589	\$33,378	051	8566
County Service Areas (PFP008)	\$24,867	\$200,732	\$110,384	\$184,470	\$184,470	\$(16,262)	052	8566
County Service Areas (PFP009)	\$0	\$33,791	\$0	\$37,336	\$37,336	\$3,545	053	8566
County Service Areas (PFP010)	\$127,561	\$300,470	\$237,423	\$334,318	\$334,318	\$33,848	056	8566
County Service Areas (PFP011)	\$18,397	\$18,592	\$40,684	\$14,130	\$14,130	\$(4,462)	057	8566
County Service Areas (PFP012)	\$1,694	\$4,333	\$1,022	\$12,552	\$12,552	\$8,219	058	8566
County Service Areas (PFP013)	\$4,785	\$22,633	\$4,246	\$36,466	\$36,466	\$13,833	059	8566
County Service Areas (PFP014)	\$11,569	\$76,559	\$18,890	\$250,727	\$250,727	\$174,168	060	8566
County Service Areas (PFP015)	\$1,188	\$67,078	\$182	\$34,470	\$34,470	\$(32,608)	061	8566
County Service Areas (PFP016)	\$66,561	\$77,227	\$149,243	\$209,067	\$209,067	\$131,840	062	8566
County Service Areas (PFP017)	\$2,716	\$20,041	\$2,524	\$23,718	\$23,718	\$3,677	063	8566
County Service Areas (PFP018)	\$1,459	\$7,997	\$531	\$18,512	\$18,512	\$10,515	064	8566
County Service Areas (PFP019)	\$1,506	\$10,590	\$7,899	\$15,670	\$15,670	\$5,080	065	8566
County Service Areas (PFP020)	\$7,248	\$18,855	\$5,363	\$26,201	\$26,201	\$7,346	066	8566
County Service Areas (PFP021)	\$3,151	\$10,515	\$415	\$14,533	\$14,533	\$4,018	067	8566
County Service Areas (PFP022)	\$1,310	\$7,781	\$1,235	\$11,353	\$11,353	\$3,572	068	8566
County Service Areas (PFP023)	\$7,644	\$26,203	\$5,823	\$33,483	\$33,483	\$7,280	069	8566
County Service Areas (PFP024)	\$1,319	\$5,824	\$584	\$11,919	\$11,919	\$6,095	070	8566
County Service Areas (PFP025)	\$1,334	\$15,686	\$494	\$22,584	\$22,584	\$6,898	071	8566
County Service Areas (PFP026)	\$17,668	\$59,670	\$14,835	\$64,659	\$64,659	\$4,989	072	8566
County Service Areas (PFP027)	\$3,853	\$42,119	\$2,335	\$65,107	\$65,107	\$22,988	073	8566
County Service Areas (PFP028)	\$30,687	\$85,360	\$65,300	\$110,413	\$110,413	\$25,053	074	8566
County Service Areas (PFP029)	\$15,850	\$23,454	\$5,031	\$44,741	\$44,741	\$21,287	075	8566
County Service Areas (PFP030)	\$18,216	\$37,630	\$76,621	\$42,523	\$42,523	\$4,893	076	8566
County Service Areas (PFP031)	\$75,650	\$1,303,180	\$439,463	\$817,065	\$817,065	\$(486,115)	077	8566
County Service Areas (PFP032)	\$7,953	\$85,513	\$18,452	\$64,977	\$64,977	\$(20,536)	078	8566
County Service Areas (PFP033)	\$1,377	\$94,487	\$157	\$129,687	\$129,687	\$35,200	079	8566

Appropriation Expenditure Detail

	Prior Year 2022-2023	Adopted Budget 2023-2024	CY Estimate 2023-2024	Requested Budget 2024-2025	Recommended Budget 2024-2025	Recommended Change from Adopted	Fund Code	Budget Unit Code
County Service Areas (PFP034)	\$84,873	\$25,956	\$191	\$11,299	\$11,299	\$(14,657)	080	8566
County Service Areas (PFP035)	\$1,427	\$10,306	\$144	\$15,570	\$15,570	\$5,264	081	8566
County Service Areas (PFP036)	\$750	\$84,031	\$895	\$63,833	\$63,833	\$(20,198)	082	8566
County Service Areas (PFP037)	\$1,342	\$56,723	\$112	\$60,003	\$60,003	\$3,280	083	8566
County Service Areas (PFP038)	\$482	\$9,466	\$25	\$12,076	\$12,076	\$2,610	084	8566
County Service Areas (PFP039)	\$2,526	\$15,837	\$1,737	\$24,987	\$24,987	\$9,150	085	8566
County Service Areas (PFP040)	\$1,175	\$66,639	\$3,486	\$76,211	\$76,211	\$9,572	086	8566
County Service Areas (PFP041)	\$21,587	\$51,003	\$27,347	\$62,415	\$62,415	\$11,412	087	8566
County Service Areas (PFP042)	\$6,117	\$715,066	\$5,125	\$2,353,318	\$2,353,318	\$1,638,252	088	8566
County Service Areas (PFP043)	\$1,137	\$21,146	\$838	\$31,368	\$31,368	\$10,222	089	8566
County Service Areas (PFP044)	\$0	\$288	\$0	\$295	\$295	\$7	090	8566
County Service Areas (PFP045)	\$13,091	\$80,955	\$938	\$66,631	\$66,631	\$(14,324)	091	8566
County Service Areas (PFP046)	\$2,519,676	\$274,485	\$1,216,649	\$1,040,093	\$1,040,093	\$765,608	093	8566
County Service Areas (PFP051)	\$15,838	\$15,924	\$15,924	\$7,223	\$7,223	\$(8,701)	312	8566
County Sanitation District (PFP047)	\$0	\$0	\$0	\$709,793	\$0	\$0	001	8567
County Sanitation District (PFP047)	\$3,284,273	\$2,933,571	\$3,643,228	\$3,735,751	\$3,735,751	\$802,180	151	8567
County Sanitation District (PFP049)	\$165,310	\$166,662	\$289,534	\$153,560	\$153,560	\$(13,102)	156	8567
County Sanitation District (PFP050)	\$220,247	\$190,165	\$135,157	\$230,612	\$230,612	\$40,447	157	8567
County Sanitation District (PFP051)	\$38,250	\$0	\$0	\$0	\$0	\$0	306	8567
County Sanitation District (PFP052)	\$0	\$38,600	\$38,600	\$38,850	\$38,850	\$250	306	8567
Administration (PFP062)	\$4,110,076	\$591,517	\$912,940	\$23,733	\$(197,274)	\$(788,791)	001	8569
Records Retention (PFP063)	\$(402,500)	\$(31,660)	\$(31,660)	\$(66,649)	\$(73,453)	\$(41,793)	001	8574
Courier (PFP064)	\$(190,738)	\$87,804	\$87,804	\$(22,480)	\$(28,267)	\$(116,071)	001	8575
Mail (PFP064)	\$(111,265)	\$16,423	\$16,423	\$50,306	\$49,791	\$33,368	001	8576
Fleet Administration (PFP065)	\$586,985	\$(249,089)	\$(258,893)	\$(984,985)	\$(1,021,714)	\$(772,625)	001	8577
Rifle Range (PFP066)	\$227,891	\$277,039	\$262,589	\$262,049	\$259,891	\$(17,148)	001	8578
Laguna Seca (PFP067)	\$18,464,616	\$27,293,894	\$29,957,916	\$23,996,069	\$23,984,364	\$(3,309,530)	453	8579
Vehicle Replacement (PFP068)	\$1,534,729	\$3,805,357	\$3,805,357	\$3,250,000	\$3,250,000	\$(555,357)	478	8580
Subtotal	\$163,850,203	\$176,478,941	\$171,783,610	\$463,851,865	\$167,553,262	\$(8,925,679)		

Budget Units

	Prior Year 2022-2023	Adopted Budget 2023-2024	CY Estimate 2023-2024	Requested Budget 2024-2025	Recommended Budget 2024-2025	Recommended Change from Adopted
County Disposal Sites	\$117,144	\$149,359	\$141,926	\$146,324	\$146,324	\$(3,035)
Facility Services	\$4,259,187	\$4,258,407	\$9,107,025	\$4,990,911	\$4,250,395	\$(8,012)
Utilities	\$2,136,702	\$2,851,583	\$2,727,716	\$1,982,732	\$1,807,570	\$(1,044,013)
Litter Control	\$158,093	\$485,312	\$569,019	\$477,744	\$474,948	\$(10,364)
Special Districts Admin	\$59,139	\$52,697	\$52,697	\$333,793	\$325,120	\$272,423
Park Operations	\$7,808,452	\$7,782,162	\$7,645,347	\$10,127,131	\$9,019,025	\$1,236,863
Stormwater/Floodplain Mgmt	\$1,302,653	\$1,565,253	\$1,404,866	\$1,538,240	\$1,530,050	\$(35,203)
Roads & Bridges	\$53,897,110	\$76,196,989	\$69,678,084	\$78,072,808	\$77,900,547	\$1,703,558
Road & Bridge Maintenance	\$17,023,259	—	—	—	—	—
Fish & Game Propagation	\$45,886	\$51,636	\$51,939	\$54,670	\$54,670	\$3,034

Budget Units

	Prior Year 2022-2023	Adopted Budget 2023-2024	CY Estimate 2023-2024	Requested Budget 2024-2025	Recommended Budget 2024-2025	Recommended Change from Adopted
East Garrison Public Financing Authority	\$16,774	\$36,125	\$29,940	\$30,760	\$30,760	\$(5,365)
East Garrison Community Services District	\$1,523,659	\$1,997,520	\$2,545,516	\$2,056,804	\$2,056,804	\$59,284
Capital Projects	—	—	—	—	—	—
Capital Projects	\$40,810,493	\$38,054,577	\$31,898,452	\$321,364,649	\$28,276,248	\$(9,778,329)
Nacimiento Resort/Recreation	\$3,621,998	\$3,686,682	\$4,533,946	\$4,703,098	\$4,703,098	\$1,016,416
County Service Areas	\$3,141,780	\$4,190,356	\$2,538,142	\$6,595,592	\$6,595,592	\$2,405,236
County Sanitation District Administration	\$3,708,080	\$3,328,998	\$4,106,519	\$4,868,566	\$4,158,773	\$829,775
Records Retention	\$4,110,076	\$591,517	\$912,940	\$23,733	\$(197,274)	\$(788,791)
Courier	\$(402,500)	\$(31,660)	\$(31,660)	\$(66,649)	\$(73,453)	\$(41,793)
Mail	\$(190,738)	\$87,804	\$87,804	\$(22,480)	\$(28,267)	\$(116,071)
Fleet Administration	\$(111,265)	\$16,423	\$16,423	\$50,306	\$49,791	\$33,368
Rifle Range	\$586,985	\$(249,089)	\$(258,893)	\$(984,985)	\$(1,021,714)	\$(772,625)
Laguna Seca	\$227,891	\$277,039	\$262,589	\$262,049	\$259,891	\$(17,148)
Vehicle Replacement	\$18,464,616	\$27,293,894	\$29,957,916	\$23,996,069	\$23,984,364	\$(3,309,530)
Subtotal	\$1,534,729	\$3,805,357	\$3,805,357	\$3,250,000	\$3,250,000	\$(555,357)
Subtotal	\$163,850,203	\$176,478,941	\$171,783,610	\$463,851,865	\$167,553,262	\$(8,925,679)

Adopted FY 2023-24 to Recommended FY 2024-25 Positions

Classification Code	Classification Label	Adopted Budget 2022-2023	Adopted Budget 2023-2024	Recommended Budget 2024-2025	Change
11A33	DIRECTOR OF PUBLIC WORKS, FACILITIES AND PARKS	1.00	1.00	1.00	0.00
12C23	ASSISTANT DIRECTOR OF PUBLIC WORKS, FACILITIES AND PARKS	1.00	1.00	1.00	0.00
14A10	PROJECT MANAGER I	1.00	1.00	1.00	0.00
14A11	PROJECT MANAGER II	5.00	5.00	5.00	0.00
14A12	PROJECT MANAGER III	4.00	4.00	4.00	0.00
14B21	ASSOCIATE PERSONNEL ANALYST	0.00	1.00	1.00	0.00
14B32	SENIOR PERSONNEL ANALYST	0.00	1.00	1.00	0.00
14C30	MANAGEMENT ANALYST II	9.00	8.00	7.00	(1.00)
14C31	MANAGEMENT ANALYST III	4.00	4.00	4.00	0.00
14C70	ADMINISTRATIVE SERVICES ASSISTANT	1.00	1.00	1.00	0.00
14C74	REAL PROPERTY SPECIALIST	1.00	1.00	1.00	0.00
14E01	BUYER I	1.00	1.00	1.00	0.00
14G02	MANAGEMENT ANALYST I	2.00	1.00	1.00	0.00
14H03	PERSONNEL TECHNICIAN-CONFIDENTIAL	0.00	1.00	1.00	0.00
14H64	FLEET MANAGER	1.00	1.00	1.00	0.00
14K48	CAPITAL IMPROVEMENT MANAGER	1.00	2.00	2.00	0.00
14K51	RMA SERVICES MANAGER	0.00	0.00	0.00	0.00
14K63	CHIEF OF FACILITIES	1.00	1.00	1.00	0.00
14K70	CHIEF OF PARKS	1.00	1.00	1.00	0.00
14N05	ADMINISTRATIVE OPERATIONS MANAGER	3.00	4.00	4.00	0.00
16G24	GIS ANALYST II	1.00	1.00	1.00	0.00
20B10	ACCOUNTANT I	3.00	3.00	3.00	0.00
20B11	ACCOUNTANT II	3.00	3.00	3.00	0.00
20B12	ACCOUNTANT III	2.00	2.00	3.00	1.00

Adopted FY 2023-24 to Recommended FY 2024-25 Positions

Classification Code	Classification Label	Adopted Budget 2022-2023	Adopted Budget 2023-2024	Recommended Budget 2024-2025	Change
20B93	FINANCE MANAGER II	1.00	1.00	1.00	0.00
20B94	FINANCE MANAGER III	1.00	1.00	1.00	0.00
20B95	FINANCE MANAGER I	2.00	2.00	2.00	0.00
30D31	CHIEF OF PUBLIC WORKS	1.00	1.00	1.00	0.00
34X21	GUARD	2.00	2.00	2.00	0.00
41A10	ASSISTANT ENGINEER	10.00	9.00	9.00	0.00
41A20	CIVIL ENGINEER	5.00	4.00	4.00	0.00
41A22	SENIOR CIVIL ENGINEER	3.00	3.00	3.00	0.00
41A87	CHIEF OF SURVEYS	1.00	1.00	1.00	0.00
41C02	WATER RESOURCES HYDROLOGIST	1.00	1.00	1.00	0.00
41C14	ASSOCIATE WATER RESOURCES HYDROLOGIST	1.00	1.00	1.00	0.00
41C17	SENIOR WATER RESOURCES HYDROLOGIST	1.00	1.00	1.00	0.00
41F85	PARKS PLANNING MANAGER	1.00	1.00	1.00	0.00
43A22	ENGINEERING AIDE III	0.00	0.00	0.00	0.00
43A23	ENGINEERING TECHNICIAN	6.00	8.00	8.00	0.00
43B03	WATER RESOURCES TECHNICIAN	1.00	1.00	1.00	0.00
43L18	COMMUNICATIONS TECHNICIAN III	1.00	1.00	1.00	0.00
43L20	COMMUNICATIONS TECHNICIAN I	1.00	1.00	1.00	0.00
43L42	VEHICLE INSTALLATION SPECIALIST	0.00	1.00	1.00	0.00
65C10	PARKS MUSEUM ASSISTANT	1.00	1.00	1.00	0.00
68A30	RANGE MASTER	1.00	1.00	1.00	0.00
68A41	COUNTY PARK RANGER II	3.00	3.00	3.00	0.00
68A42	COUNTY PARK RANGER III	2.00	2.00	2.00	0.00
68A43	COUNTY PARK RANGER SUPERVISOR	1.00	1.00	1.00	0.00
68C01	PARK SERVICES AIDE I	3.00	3.00	3.00	0.00
68C02	RANGE AIDE	1.00	1.00	1.00	0.00
68C21	PARK SERVICES AIDE II	2.00	2.00	2.00	0.00
68C23	PARK SERVICES AIDE III	1.00	1.00	1.00	0.00
70C20	SENIOR GROUNDSKEEPER	1.00	1.00	1.00	0.00
70C21	GROUNDSKEEPER	4.00	4.00	4.00	0.00
70C80	GROUNDS SUPERVISOR	1.00	1.00	1.00	0.00
70F10	FLEET PARTS COORDINATOR	1.00	1.00	1.00	0.00
70F12	SENIOR FLEET PARTS COORDINATOR	1.00	1.00	1.00	0.00
70F21	COURIER	5.00	5.00	5.00	0.00
70F23	STOREKEEPER	5.00	5.00	5.00	0.00
70F81	SUPERVISING STOREKEEPER	1.00	1.00	1.00	0.00
70N01	OFFICE MAINTENANCE WORKER	2.00	2.00	2.00	0.00
72A23	BUILDING MAINTENANCE WORKER	12.00	12.00	12.00	0.00
72A29	SENIOR BUILDING MAINTENANCE WORKER	2.00	2.00	2.00	0.00
72A81	BUILDING MAINTENANCE SUPERVISOR	3.00	3.00	3.00	0.00
72B31	PARKS BUILDING & GROUNDS WORKER II	10.00	10.00	10.00	0.00
72B32	PARKS BUILDING & GROUNDS WORKER SUPERVISOR	3.00	5.00	5.00	0.00
72B40	PARKS UTILITIES & WATER SYSTEMS SPECIALIST	3.00	3.00	3.00	0.00
72B41	SENIOR PARKS UTILITIES & WATER SYSTEMS SPECIALIST	1.00	1.00	1.00	0.00
72C20	MECHANIC I	2.00	1.00	1.00	0.00

Adopted FY 2023-24 to Recommended FY 2024-25 Positions

Classification Code	Classification Label	Adopted Budget 2022-2023	Adopted Budget 2023-2024	Recommended Budget 2024-2025	Change
72C23	MECHANIC II	11.00	11.00	11.00	0.00
72C26	MECHANIC III	2.00	2.00	2.00	0.00
72C82	SUPERVISING MECHANIC	0.00	1.00	1.00	0.00
72C83	FLEET SERVICE WRITER	1.00	1.00	1.00	0.00
74D12	ROAD MAINTENANCE WORKER	23.00	28.00	28.00	0.00
74D13	SENIOR ROAD MAINTENANCE WORKER	8.00	8.00	8.00	0.00
74D81	ASSISTANT ROAD SUPERINTENDENT	5.00	5.00	5.00	0.00
74D83	ROAD SUPERINTENDENT	4.00	4.00	4.00	0.00
74D84	ROAD MAINTENANCE SUPERINTENDENT	1.00	1.00	1.00	0.00
74D85	MAINTENANCE MANAGER	2.00	2.00	2.00	0.00
74E11	BRIDGE MAINTENANCE WORKER	5.00	6.00	6.00	0.00
74E31	SENIOR BRIDGE MAINTENANCE WORKER	1.00	1.00	1.00	0.00
74E80	ASSISTANT BRIDGE SUPERINTENDENT	1.00	1.00	1.00	0.00
74E81	BRIDGE SUPERINTENDENT	1.00	1.00	1.00	0.00
74G21	TREE TRIMMER	2.00	2.00	2.00	0.00
74G22	SENIOR TREE TRIMMER	1.00	1.00	1.00	0.00
74I11	TRAFFIC MAINTENANCE WORKER	4.00	6.00	6.00	0.00
74I25	TRAFFIC MAINTENANCE SUPERINTENDENT	1.00	1.00	1.00	0.00
80A31	SECRETARY	4.00	4.00	4.00	0.00
80A32	SENIOR SECRETARY	2.00	2.00	2.00	0.00
80A33	ADMINISTRATIVE SECRETARY	1.00	1.00	1.00	0.00
80E21	OFFICE ASSISTANT II	4.00	4.00	4.00	0.00
80E22	OFFICE ASSISTANT III	1.00	1.00	1.00	0.00
80E90	MAINTENANCE YARD CLERK	4.00	4.00	4.00	0.00
80E91	MAINTENANCE INVENTORY & YARD CLERK	1.00	1.00	1.00	0.00
80J20	ACCOUNTING CLERICAL SUPERVISOR	1.00	1.00	0.00	(1.00)
80J21	ACCOUNT CLERK	0.00	0.00	0.00	0.00
80J22	SENIOR ACCOUNT CLERK	9.00	10.00	10.00	0.00
80J30	ACCOUNTING TECHNICIAN	4.00	4.00	5.00	1.00
80O22	MAILROOM CLERK	0.50	0.50	0.50	0.00
80O23	SENIOR MAILROOM CLERK	1.00	1.00	1.00	0.00
Total		262.50	277.50	277.50	0.00

Augmentation Request(s)

Dept	Budget Request Code	Budget Request Name	Ranking Type Name	Net Request	Requested FTE	Recommend ed Total	Recommend ed FTE
3200	3200-8552-001- AUG1	Salary & Benefit Savings Facilities	Status Quo Other	\$306,081	-	\$1,000,000	-
3200	3200-8552-001- AUG2	Facility Unscheduled Maintenance	Status Quo Other	\$1,000,000	-	\$1,047,607	-
3200	3200-8552-001- AUG3	Custodial Services in Multi Use Facilities	Status Quo Other	\$1,047,607	-	\$1,063,231	-
3200	3200-8552-001- AUG4	Security Services at Government Center, Schilling & Laurel	Status Quo Other	\$1,063,231	-		-
3200	3200-8552-001- AUG5	Parking Citation Processing	Status Quo Other	\$20,000	-		-

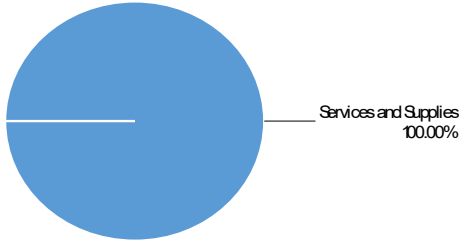
Augmentation Request(s)

3200	3200-8552-001-AUG6	Fire Fuel Abatement	Status Quo Other	\$200,000	-	\$200,000	-
3200	3200-8552-001-AUG7	Security at Castroville Library & BoS Offices	New Program/Service w/ General Fund Funding	\$100,000	-		-
3200	3200-8552-001-AUG8	Security at County Coastal Offices	New Program/Service w/ General Fund Funding	\$100,000	-		-
3200	3200-8552-001-AUG9	Security at Pajaro Library & Ag Commissioner Office	New Program/Service w/ General Fund Funding	\$150,000	-		-
3200	3200-8553-001-AUG10	Utilities for Shared Facilities	Status Quo Other	\$173,817	-		-
3200	3200-8556-001-AUG11	Salary & Benefit Savings Parks	Status Quo Other	\$546,212	1		-
3200	3200-8556-001-AUG12	Fort Ord Open Space Unscheduled Maintenance	New Mandated Program/Service w/ General Fund Funding	\$150,000	1		-
3200	3200-8556-001-AUG13	Parks Building & Grounds Worker II	Request New Position	\$100,453	1		-
3200	3200-8556-001-AUG14	County Park Ranger II	Request New Position	\$137,436	-		-
3200	3200-8556-001-AUG15	Park Services Aide II	Request New Position	\$88,350	-		-
3200	3200-8567-151-AUG17	Pajaro Sanitation System Operations & Maintenance	Contribution to Other Funds	\$709,793	-		-
3200	3200-8569-001-AUG16	Salary & Benefit Savings Administration	Status Quo Other	\$198,008	-		-
Grand Total				\$6,090,988	3	\$3,310,838	-

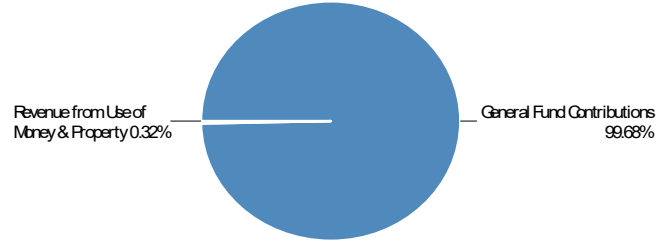
County Disposal Sites

(Budget Unit 8551—Fund 001—Appropriation Unit PFP001)

Use of Funds



Source of Funds



Use of Funds

Expenditures	Prior Year 2022-2023	Adopted Budget 2023-2024	CY Estimate 2023-2024	Requested Budget 2024-2025	Recommended Budget 2024-2025	Recommended Change from Adopted
Services and Supplies	\$117,144	\$149,359	\$141,926	\$146,324	\$146,324	\$(3,035)
Subtotal	\$117,144	\$149,359	\$141,926	\$146,324	\$146,324	\$(3,035)

Source of Funds

Revenues	Prior Year 2022-2023	Adopted Budget 2023-2024	CY Estimate 2023-2024	Requested Budget 2024-2025	Recommended Budget 2024-2025	Recommended Change from Adopted
Revenue from Use of Money & Property	\$475	\$475	\$475	\$475	\$475	—
Subtotal	\$475	\$475	\$475	\$475	\$475	—
General Fund Contributions	\$116,669	\$148,884	\$141,451	\$145,849	\$145,849	\$(3,035)
Total Source of Funds	\$117,144	\$149,359	\$141,926	\$146,324	\$146,324	\$(3,035)

Unit Description

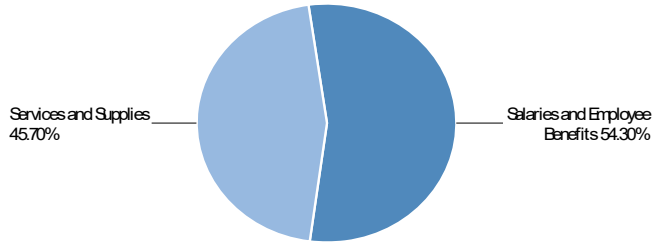
The County Disposal Site (CDS) Program provides for the administration and inspection of two transfer stations and 12 closed landfill sites. Three of the landfills (Bradley, Lake San Antonio North

Shore and San Ardo) require annual inspections and wet weather maintenance. San Antonio South Shore requires completion of a Post Closure Maintenance Plan, which is currently in progress.

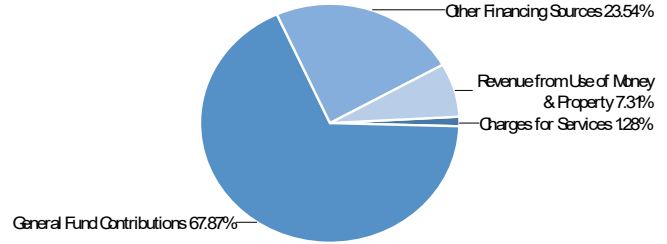
Facilities Maintenance

(Budget Unit 8552—Fund 001—Appropriation Unit PFP054)

Use of Funds



Source of Funds



Use of Funds

Expenditures	Prior Year 2022-2023	Adopted Budget 2023-2024	CY Estimate 2023-2024	Requested Budget 2024-2025	Recommended Budget 2024-2025	Recommended Change from Adopted
Salaries and Employee Benefits	\$4,923,768	\$6,058,208	\$5,368,068	\$6,121,617	\$5,751,101	\$(307,107)
Services and Supplies	\$6,294,964	\$4,806,430	\$5,697,003	\$5,209,462	\$4,839,462	\$33,032
Other Charges	\$(7,269,348)	\$(6,606,231)	\$(6,229,698)	\$(6,340,168)	\$(6,340,168)	\$266,063
Capital Assets	\$309,803	—	\$4,271,652	—	—	—
Subtotal	\$4,259,187	\$4,258,407	\$9,107,025	\$4,990,911	\$4,250,395	\$(8,012)

Source of Funds

Revenues	Prior Year 2022-2023	Adopted Budget 2023-2024	CY Estimate 2023-2024	Requested Budget 2024-2025	Recommended Budget 2024-2025	Recommended Change from Adopted
Fines, Forfeitures, and Penalties	\$2,212	\$1,500	\$1,500	\$1,500	\$1,500	—
Revenue from Use of Money & Property	\$307,013	\$3,000	\$270,940	\$310,774	\$310,774	\$307,774
Intergovernmental Revenues	\$5,254	\$817,791	\$817,791	—	—	\$(817,791)
Charges for Services	\$363,676	\$133,990	\$54,285	\$54,285	\$54,285	\$(79,705)
Miscellaneous Revenues	\$10,206	—	\$10,000	—	—	—
Other Financing Sources	\$24,658	\$1,212,180	\$972,656	—	\$1,000,000	\$(212,180)
Special Items	—	—	\$2,500,000	—	—	—
Subtotal	\$713,018	\$2,168,461	\$4,627,172	\$366,559	\$1,366,559	\$(801,902)
General Fund Contributions	\$3,546,169	\$2,089,946	\$4,479,853	\$4,624,352	\$2,883,836	\$793,890
Total Source of Funds	\$4,259,187	\$4,258,407	\$9,107,025	\$4,990,911	\$4,250,395	\$(8,012)

Unit Description

The Facilities Maintenance Unit is responsible for operation and maintenance of County buildings as well as grounds maintenance and landscaping on County-owned multi-department facilities, the Public Safety Building, and various parcels outside road rights-of-way. Coverage includes building equipment, such as auxiliary power generators, infrastructure including utility services, and building control functions for heating, ventilation, and air conditioning systems. Facilities administers ongoing programs affecting building and occupancy conditions such as security, parking, code compliance related to occupancy, environmental conditions, and the Americans with Disabilities Act (ADA) Transition Plan. This Unit also provides

maintenance to designated areas of the Monterey and King City Courthouses based on percentages specified in Joint Occupancy Agreements between the County and State of California Administrative Office of the Court (AOC). The County receives reimbursement from the AOC for associated costs in accordance with terms specified in the agreements.

Facilities also provides Architectural and Property Management services. Architectural Services staff provides project management for new construction, major renovation and facility maintenance and repair projects funded by the Facility Master Plan Projects Fund 404, and projects directly funded by County departments. Property Management staff manages real property related to 96 owned

facilities, 64 County as tenant leases, 55 County as landlord leases, and 511 owned parcels totally more than 33,000 acres. This includes management of acquisition, sales, leases, and records affecting properties.

Recommended FY 2024-25 Positions

Classification Code	Classification Label	FTE
14A11	PROJECT MANAGER II	3.00
14A12	PROJECT MANAGER III	1.00
14C30	MANAGEMENT ANALYST II	1.00
14C31	MANAGEMENT ANALYST III	1.00
14C74	REAL PROPERTY SPECIALIST	1.00
14K48	CAPITAL IMPROVEMENT MANAGER	1.00
14K63	CHIEF OF FACILITIES	1.00
14N05	ADMINISTRATIVE OPERATIONS MANAGER	1.00
20B10	ACCOUNTANT I	1.00
20B95	FINANCE MANAGER I	1.00

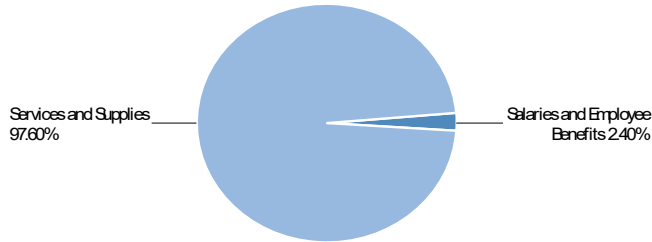
Recommended FY 2024-25 Positions

Classification Code	Classification Label	FTE
70C20	SENIOR GROUNDSKEEPER	1.00
70C21	GROUNDSKEEPER	4.00
70C80	GROUNDS SUPERVISOR	1.00
70N01	OFFICE MAINTENANCE WORKER	2.00
72A23	BUILDING MAINTENANCE WORKER	12.00
72A29	SENIOR BUILDING MAINTENANCE WORKER	2.00
72A81	BUILDING MAINTENANCE SUPERVISOR	3.00
74D85	MAINTENANCE MANAGER	1.00
80A31	SECRETARY	1.00
80A33	ADMINISTRATIVE SECRETARY	1.00
80E21	OFFICE ASSISTANT II	2.00
80J22	SENIOR ACCOUNT CLERK	1.00
Total		43.00

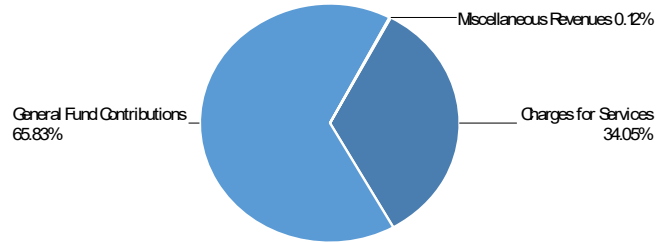
Utilities

(Budget Unit 8553—Fund 001—Appropriation Unit PFP055)

Use of Funds



Source of Funds



Use of Funds

Expenditures	Prior Year 2022-2023	Adopted Budget 2023-2024	CY Estimate 2023-2024	Requested Budget 2024-2025	Recommended Budget 2024-2025	Recommended Change from Adopted
Salaries and Employee Benefits	\$100,982	\$100,974	\$112,035	\$120,072	\$118,727	\$17,753
Services and Supplies	\$4,586,222	\$5,282,006	\$5,147,078	\$4,999,874	\$4,826,057	\$(455,949)
Other Charges	\$(2,550,502)	\$(2,531,397)	\$(2,531,397)	\$(3,137,214)	\$(3,137,214)	\$(605,817)
Subtotal	\$2,136,702	\$2,851,583	\$2,727,716	\$1,982,732	\$1,807,570	\$(1,044,013)

Source of Funds

Revenues	Prior Year 2022-2023	Adopted Budget 2023-2024	CY Estimate 2023-2024	Requested Budget 2024-2025	Recommended Budget 2024-2025	Recommended Change from Adopted
Charges for Services	\$568,459	\$689,425	\$615,388	\$615,388	\$615,388	\$(74,037)
Miscellaneous Revenues	—	\$2,169	\$2,169	\$2,169	\$2,169	—
Subtotal	\$568,459	\$691,594	\$617,557	\$617,557	\$617,557	\$(74,037)
General Fund Contributions	\$1,568,243	\$2,159,989	\$2,110,159	\$1,365,175	\$1,190,013	\$(969,976)
Total Source of Funds	\$2,136,702	\$2,851,583	\$2,727,716	\$1,982,732	\$1,807,570	\$(1,044,013)

Unit Description

The Utilities Unit accumulates costs associated with water, garbage, sewer, alarm lines, fire protection, gas, and electric for all shared County facilities. In FY 2011-12, the negotiated quarterly County Facility Payments (CFPs) for the utilities associated with the Monterey Courthouse, King City Courthouse, and the North Wing of the Salinas Courthouse moved to the Trial Courts budget under the purview of the County Administrative Office. Separate from the CFPs, the County provides utilities for the common areas within the Monterey and King City Courthouses and until separate metering is

installed the County incurs 100% of the electricity, natural gas, water, and sewer for the North Wing of the Salinas Courthouse. The County is reimbursed for these expenditures based on percentages agreed to in the Joint Occupancy agreements.

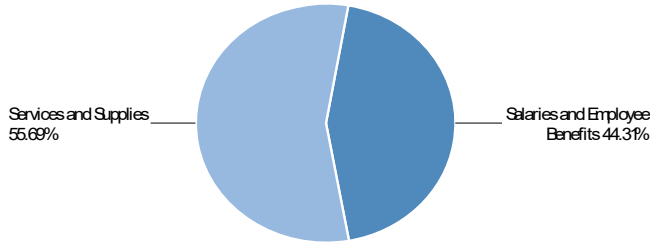
Recommended FY 2024-25 Positions

Classification Code	Classification Label	FTE
80J22	SENIOR ACCOUNT CLERK	1.00
Total		1.00

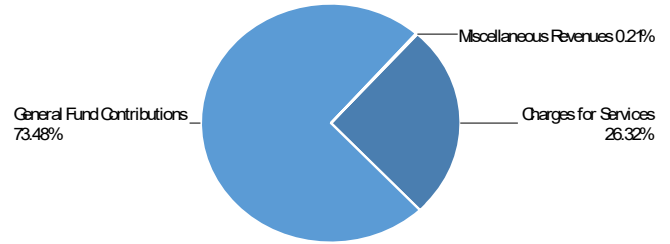
Litter Control

(Budget Unit 8554—Fund 001—Appropriation Unit PFP002)

Use of Funds



Source of Funds



Use of Funds

Expenditures	Prior Year 2022-2023	Adopted Budget 2023-2024	CY Estimate 2023-2024	Requested Budget 2024-2025	Recommended Budget 2024-2025	Recommended Change from Adopted
Salaries and Employee Benefits	\$200,821	\$195,580	\$136,693	\$215,615	\$212,819	\$17,239
Services and Supplies	\$198,272	\$304,108	\$437,642	\$267,445	\$267,445	\$(36,663)
Other Charges	\$(241,000)	\$(14,376)	\$(5,316)	\$(5,316)	\$(5,316)	\$9,060
Subtotal	\$158,093	\$485,312	\$569,019	\$477,744	\$474,948	\$(10,364)

Source of Funds

Revenues	Prior Year 2022-2023	Adopted Budget 2023-2024	CY Estimate 2023-2024	Requested Budget 2024-2025	Recommended Budget 2024-2025	Recommended Change from Adopted
Intergovernmental Revenues	\$6,332	—	—	—	—	—
Charges for Services	\$91,542	\$125,000	\$235,373	\$125,000	\$125,000	—
Miscellaneous Revenues	\$671	\$979	\$279	\$979	\$979	—
Other Financing Sources	\$1,275	—	—	—	—	—
Subtotal	\$99,820	\$125,979	\$235,652	\$125,979	\$125,979	—
General Fund Contributions	\$58,273	\$359,333	\$333,367	\$351,765	\$348,969	\$(10,364)
Total Source of Funds	\$158,093	\$485,312	\$569,019	\$477,744	\$474,948	\$(10,364)

Unit Description

Litter Control provides for the collection and disposal of litter, debris, and hazardous material on County maintained roads and County roads rights-of-way under the jurisdiction of the Board of Supervisors. Litter clean-up from County roads and rights-of-way is a seven-day a week operation staffed by two County employed Litter Guards. The Litter Abatement Program, established in FY 2019-20, is a partnership between Public Works, Facilities and Parks, and waste authorities, Salinas Valley Solid Waste Authority (SVSWA) and

Monterey Regional Waste Management District (MRWMD), and contractor(s) with multiple components. The Litter Abatement Program removes illegal dumping of household, commercial, and industrial waste on County roads and public lands.

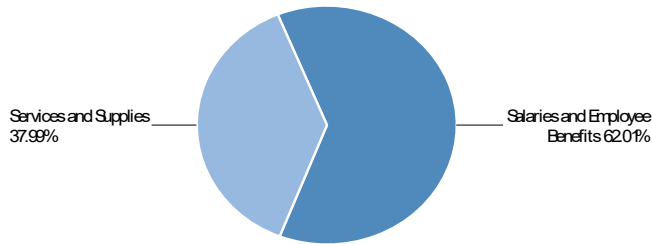
Recommended FY 2024-25 Positions

Classification Code	Classification Label	FTE
34X21	GUARD	2.00
Total		2.00

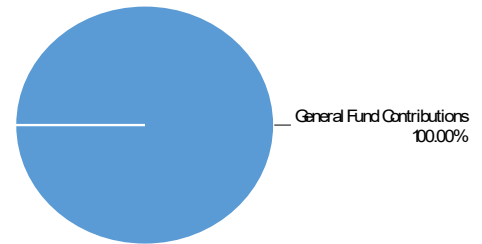
Special Districts Administration

(Budget Unit 8555—Fund 001—Appropriation Unit PFP003)

Use of Funds



Source of Funds



Use of Funds

Expenditures	Prior Year 2022-2023	Adopted Budget 2023-2024	CY Estimate 2023-2024	Requested Budget 2024-2025	Recommended Budget 2024-2025	Recommended Change from Adopted
Salaries and Employee Benefits	\$584,750	\$581,519	\$514,635	\$602,506	\$593,833	\$12,314
Services and Supplies	\$54,428	\$83,402	\$93,789	\$363,872	\$363,872	\$280,470
Other Charges	\$(580,039)	\$(612,369)	\$(555,727)	\$(632,585)	\$(632,585)	\$(20,216)
Capital Assets	—	\$145	—	—	—	\$(145)
Subtotal	\$59,139	\$52,697	\$52,697	\$333,793	\$325,120	\$272,423

Source of Funds

Revenues	Prior Year 2022-2023	Adopted Budget 2023-2024	CY Estimate 2023-2024	Requested Budget 2024-2025	Recommended Budget 2024-2025	Recommended Change from Adopted
Intergovernmental Revenues	\$948	—	—	—	—	—
Subtotal	\$948	—	—	—	—	—
General Fund Contributions	\$58,191	\$52,697	\$52,697	\$333,793	\$325,120	\$272,423
Total Source of Funds	\$59,139	\$52,697	\$52,697	\$333,793	\$325,120	\$272,423

Unit Description

Special Districts Administration is responsible for the management and oversight of the County Service Areas, County Sanitation Districts and closed landfills.

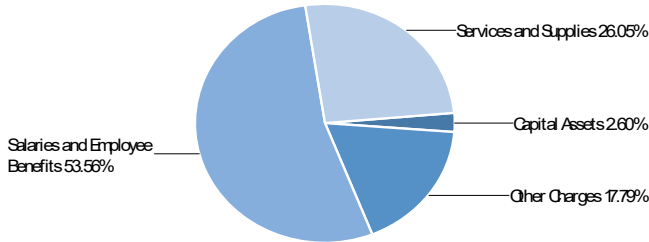
Recommended FY 2024-25 Positions

Classification Code	Classification Label	FTE
14A10	PROJECT MANAGER I	1.00
14C31	MANAGEMENT ANALYST III	1.00
41A20	CIVIL ENGINEER	1.00
Total		3.00

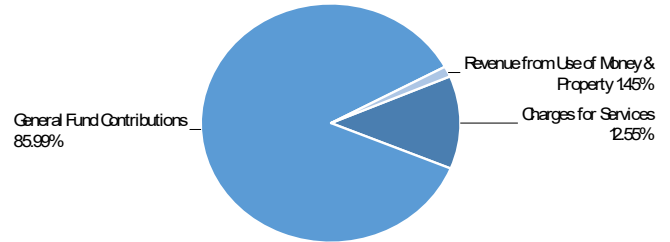
Park Operations

(Budget Unit 8556—Fund 001—Appropriation Unit PFP058)

Use of Funds



Source of Funds



Use of Funds

Expenditures	Prior Year 2022-2023	Adopted Budget 2023-2024	CY Estimate 2023-2024	Requested Budget 2024-2025	Recommended Budget 2024-2025	Recommended Change from Adopted
Salaries and Employee Benefits	\$4,127,818	\$4,808,829	\$4,325,906	\$5,788,355	\$4,830,249	\$21,420
Services and Supplies	\$2,616,407	\$2,461,749	\$2,831,614	\$2,499,026	\$2,349,026	\$(112,723)
Other Charges	\$769,849	\$281,334	\$345,949	\$1,604,901	\$1,604,901	\$1,323,567
Capital Assets	\$294,378	\$230,250	\$141,878	\$234,849	\$234,849	\$4,599
Subtotal	\$7,808,452	\$7,782,162	\$7,645,347	\$10,127,131	\$9,019,025	\$1,236,863

Source of Funds

Revenues	Prior Year 2022-2023	Adopted Budget 2023-2024	CY Estimate 2023-2024	Requested Budget 2024-2025	Recommended Budget 2024-2025	Recommended Change from Adopted
Fines, Forfeitures, and Penalties	\$1,082	\$1,752	\$1,417	\$1,417	\$1,417	\$(335)
Revenue from Use of Money & Property	\$122,407	\$118,138	\$173,388	\$131,018	\$131,018	\$12,880
Charges for Services	\$925,108	\$655,283	\$1,117,248	\$1,131,008	\$1,131,008	\$475,725
Miscellaneous Revenues	\$33,865	\$408	\$7,003	\$7,003	\$7,003	\$6,595
Other Financing Sources	\$13,625	\$5,101	\$17,618	—	—	\$(5,101)
Subtotal	\$1,096,087	\$780,682	\$1,316,674	\$1,270,446	\$1,270,446	\$489,764
General Fund Contributions	\$6,712,365	\$7,001,480	\$6,328,673	\$8,856,685	\$7,748,579	\$747,099
Total Source of Funds	\$7,808,452	\$7,782,162	\$7,645,347	\$10,127,131	\$9,019,025	\$1,236,863

Unit Description

Monterey County Parks were established to protect and preserve the natural, historic, cultural, and recreational resources in the community. The Monterey County PWFP-Parks operates and maintains a system of County parks.

The County Parks System enriches the local community by providing an assortment of outdoor and recreational activities, while boosting local tourism and economic activity. Both residents and visitors value parks for access to outdoor spaces to play and be active, exercise and

participate in group sports and experience and discover the natural environment.

Children, teens, adults, seniors, families, businesses, and community organizations benefit from the wide range of park amenities, open spaces, trails, sports fields and playing courts, playgrounds, facilities, and associated programs. One of the primary goals is to provide, enhance and maintain opportunities for public enjoyment, inspiration, education, healthful living, personal development, and cultural enrichment to make lives and communities better now and in the future.

Recommended FY 2024-25 Positions

Classification Code	Classification Label	FTE
14K70	CHIEF OF PARKS	1.00
14N05	ADMINISTRATIVE OPERATIONS MANAGER	2.00
20B12	ACCOUNTANT III	1.00
41F85	PARKS PLANNING MANAGER	1.00
65C10	PARKS MUSEUM ASSISTANT	1.00
68A41	COUNTY PARK RANGER II	3.00
68A42	COUNTY PARK RANGER III	2.00
68A43	COUNTY PARK RANGER SUPERVISOR	1.00
68C01	PARK SERVICES AIDE I	3.00
68C21	PARK SERVICES AIDE II	2.00
68C23	PARK SERVICES AIDE III	1.00

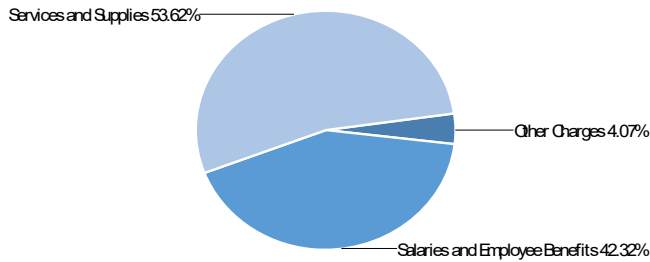
Recommended FY 2024-25 Positions

Classification Code	Classification Label	FTE
72B31	PARKS BUILDING & GROUNDS WORKER II	10.00
72B32	PARKS BUILDING & GROUNDS WORKER SUPERVISOR	5.00
72B40	PARKS UTILITIES & WATER SYSTEMS SPECIALIST	3.00
72B41	SENIOR PARKS UTILITIES & WATER SYSTEMS SPECIALIST	1.00
80A31	SECRETARY	1.00
80A32	SENIOR SECRETARY	1.00
80E22	OFFICE ASSISTANT III	1.00
80J22	SENIOR ACCOUNT CLERK	1.00
Total		41.00

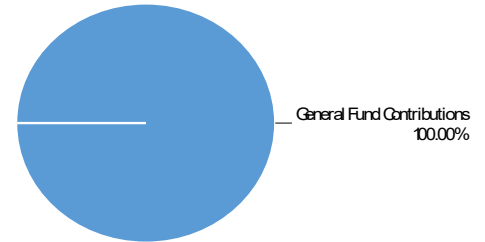
Stormwater Floodplain Management

(Budget Unit 8557—Fund 001—Appropriation Unit PFP061)

Use of Funds



Source of Funds



Use of Funds

Expenditures	Prior Year 2022-2023	Adopted Budget 2023-2024	CY Estimate 2023-2024	Requested Budget 2024-2025	Recommended Budget 2024-2025	Recommended Change from Adopted
Salaries and Employee Benefits	\$572,826	\$745,299	\$583,116	\$655,651	\$647,461	\$(97,838)
Services and Supplies	\$774,342	\$844,621	\$847,841	\$820,343	\$820,343	\$(24,278)
Other Charges	\$(56,582)	\$(24,917)	\$(26,091)	\$62,246	\$62,246	\$87,163
Capital Assets	\$12,067	\$250	—	—	—	\$(250)
Subtotal	\$1,302,653	\$1,565,253	\$1,404,866	\$1,538,240	\$1,530,050	\$(35,203)

Source of Funds

Revenues	Prior Year 2022-2023	Adopted Budget 2023-2024	CY Estimate 2023-2024	Requested Budget 2024-2025	Recommended Budget 2024-2025	Recommended Change from Adopted
General Fund Contributions	\$1,302,653	\$1,565,253	\$1,404,866	\$1,538,240	\$1,530,050	\$(35,203)
Total Source of Funds	\$1,302,653	\$1,565,253	\$1,404,866	\$1,538,240	\$1,530,050	\$(35,203)

Unit Description

Stormwater & Floodplain Management is responsible for implementing regulations and ensuring compliance with the National Pollutant Discharge Elimination System (NPDES), Municipal General Permit, and representing the County in the Monterey Regional Stormwater Management Program (MRSWMP). Staff conducts all related field work to meet NPDES requirements, including but not limited to, water quality monitoring, stormwater inspections of County facilities, and illicit discharge elimination site investigations. This unit also collaborates with Housing and Community Development in coordinating the submittal for the FEMA Community Rating System certification and manages the Street Sweeping program. Staff provides regular support to Special Districts, such as assisting in mapping, field work, and report writing.

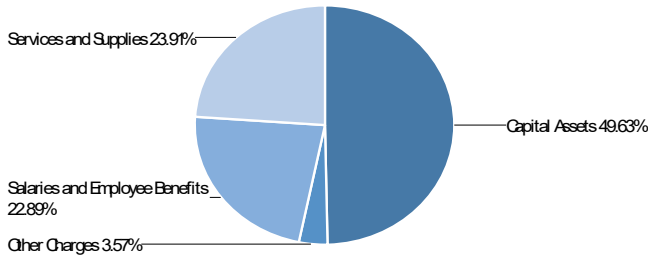
Recommended FY 2024-25 Positions

Classification Code	Classification Label	FTE
41C02	WATER RESOURCES HYDROLOGIST	1.00
41C14	ASSOCIATE WATER RESOURCES HYDROLOGIST	1.00
41C17	SENIOR WATER RESOURCES HYDROLOGIST	1.00
43B03	WATER RESOURCES TECHNICIAN	1.00
Total		4.00

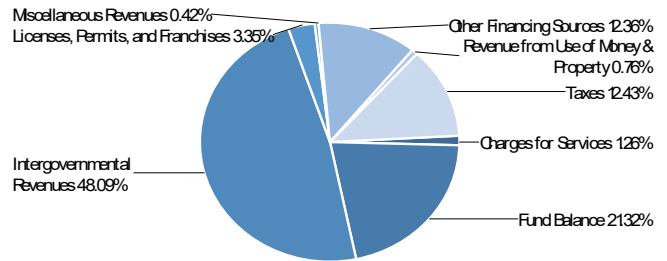
Roads & Bridges

(Budget Unit 8558—Fund 002—Appropriation Unit PFP004)

Use of Funds



Source of Funds



Use of Funds

Expenditures	Prior Year 2022-2023	Adopted Budget 2023-2024	CY Estimate 2023-2024	Requested Budget 2024-2025	Recommended Budget 2024-2025	Recommended Change from Adopted
Salaries and Employee Benefits	\$6,853,598	\$17,415,678	\$15,477,144	\$18,006,073	\$17,833,812	\$418,134
Services and Supplies	\$15,456,392	\$16,390,950	\$23,111,107	\$18,629,132	\$18,629,132	\$2,238,182
Other Charges	\$449,742	\$1,801,598	\$1,804,464	\$2,777,355	\$2,777,355	\$975,757
Capital Assets	\$31,085,623	\$40,588,763	\$29,285,369	\$38,660,248	\$38,660,248	\$(1,928,515)
Other Financing Uses	\$51,755	—	—	—	—	—
Subtotal	\$53,897,110	\$76,196,989	\$69,678,084	\$78,072,808	\$77,900,547	\$1,703,558

Source of Funds

Revenues	Prior Year 2022-2023	Adopted Budget 2023-2024	CY Estimate 2023-2024	Requested Budget 2024-2025	Recommended Budget 2024-2025	Recommended Change from Adopted
Taxes	\$9,849,786	\$9,343,000	\$9,685,364	\$9,685,364	\$9,685,364	\$342,364
Licenses, Permits, and Franchises	\$667,967	\$2,050,000	\$75,989	\$2,612,430	\$2,612,430	\$562,430
Revenue from Use of Money & Property	\$416,061	\$244,642	\$244,642	\$593,938	\$593,938	\$349,296
Intergovernmental Revenues	\$32,874,154	\$41,921,340	\$36,803,847	\$37,459,731	\$37,459,731	\$(4,461,609)
Charges for Services	\$992,677	\$801,612	\$965,360	\$982,891	\$982,891	\$181,279
Miscellaneous Revenues	\$963,326	\$59,221	\$4,724,125	\$328,786	\$328,786	\$269,565
Other Financing Sources	\$24,105,436	\$7,152,976	\$7,155,414	\$9,627,660	\$9,627,660	\$2,474,684
Subtotal	\$69,869,407	\$61,572,791	\$59,654,741	\$61,290,800	\$61,290,800	\$(281,991)
Fund Balance	\$(15,972,298)	\$14,624,198	\$10,023,343	\$16,782,008	\$16,609,747	\$1,985,549
General Fund Contributions	\$0	—	—	—	—	—
Total Source of Funds	\$53,897,110	\$76,196,989	\$69,678,084	\$78,072,808	\$77,900,547	\$1,703,558

Unit Description

The Road & Bridge Unit includes capital projects management for construction of County roads, bridges, streetlights, and traffic signals, as well as road and bridge maintenance. Road and Bridge maintains 1,262 miles of road and 175 bridges with various infrastructure within the County rights-of-way, which includes: pavement markings, striping, traffic signals, traffic signs, gutters, sidewalks, grading of shoulders, ditches and dirt roads, drainage culverts, vegetation, guardrails, sanitary sewer lift stations, flood management of the

Carmel Lagoon and emergency response to multi-hazards, as well as maintenance of over 60 miles of dirt roads within the Padres National Forest for the US Forest Service.

The primary sources of revenue for this Unit include State and Federal Grants, Transportation Safety & Investment Plan Local Tax Measure X, Road Maintenance and Rehabilitation Account (RMRA)/ Senate Bill 1 (SB 1), State Highway Users Tax Account (HUTA), Regional Surface Transportation Program (RSTRP), and an allocation from Transient Occupancy Tax (TOT) to meet the maintenance of effort requirement.

Recommended FY 2024-25 Positions

Classification Code	Classification Label	FTE
11A33	DIRECTOR OF PUBLIC WORKS, FACILITIES AND PARKS	1.00
14A11	PROJECT MANAGER II	2.00
14A12	PROJECT MANAGER III	3.00
14B32	SENIOR PERSONNEL ANALYST	1.00
14C30	MANAGEMENT ANALYST II	2.00
14C70	ADMINISTRATIVE SERVICES ASSISTANT	1.00
14K48	CAPITAL IMPROVEMENT MANAGER	1.00
16G24	GIS ANALYST II	1.00
20B11	ACCOUNTANT II	2.00
20B94	FINANCE MANAGER III	1.00
20B95	FINANCE MANAGER I	1.00
30D31	CHIEF OF PUBLIC WORKS	1.00
41A10	ASSISTANT ENGINEER	9.00
41A20	CIVIL ENGINEER	3.00
41A22	SENIOR CIVIL ENGINEER	3.00
41A87	CHIEF OF SURVEYS	1.00
43A23	ENGINEERING TECHNICIAN	8.00
74D12	ROAD MAINTENANCE WORKER	28.00
74D13	SENIOR ROAD MAINTENANCE WORKER	8.00
74D81	ASSISTANT ROAD SUPERINTENDENT	5.00
74D83	ROAD SUPERINTENDENT	4.00

Recommended FY 2024-25 Positions

Classification Code	Classification Label	FTE
74D84	ROAD MAINTENANCE SUPERINTENDENT	1.00
74D85	MAINTENANCE MANAGER	1.00
74E11	BRIDGE MAINTENANCE WORKER	6.00
74E31	SENIOR BRIDGE MAINTENANCE WORKER	1.00
74E80	ASSISTANT BRIDGE SUPERINTENDENT	1.00
74E81	BRIDGE SUPERINTENDENT	1.00
74G21	TREE TRIMMER	2.00
74G22	SENIOR TREE TRIMMER	1.00
74I11	TRAFFIC MAINTENANCE WORKER	6.00
74I25	TRAFFIC MAINTENANCE SUPERINTENDENT	1.00
80A31	SECRETARY	2.00
80A32	SENIOR SECRETARY	1.00
80E21	OFFICE ASSISTANT II	2.00
80E90	MAINTENANCE YARD CLERK	4.00
80E91	MAINTENANCE INVENTORY & YARD CLERK	1.00
80J22	SENIOR ACCOUNT CLERK	2.00
80J30	ACCOUNTING TECHNICIAN	3.00
Total		122.00

Road & Bridge Maintenance

(Budget Unit 8559—Fund 002—Appropriation Unit PFP004)

Use of Funds

Source of Funds

Intentionally Left Blank

Intentionally Left Blank

Use of Funds

Expenditures	Prior Year 2022-2023	Adopted Budget 2023-2024	CY Estimate 2023-2024	Requested Budget 2024-2025	Recommended Budget 2024-2025	Recommended Change from Adopted
Salaries and Employee Benefits	\$6,653,732	—	—	—	—	—
Services and Supplies	\$9,914,155	—	—	—	—	—
Other Charges	\$(681,136)	—	—	—	—	—
Capital Assets	\$1,136,507	—	—	—	—	—
Subtotal	\$17,023,259	—	—	—	—	—

Source of Funds

Revenues	Prior Year 2022-2023	Adopted Budget 2023-2024	CY Estimate 2023-2024	Requested Budget 2024-2025	Recommended Budget 2024-2025	Recommended Change from Adopted
Intergovernmental Revenues	\$11,756,920	—	—	—	—	—
Charges for Services	\$522,954	—	—	—	—	—
Miscellaneous Revenues	\$10,488	—	—	—	—	—
Other Financing Sources	\$378,441	—	—	—	—	—
Subtotal	\$12,668,803	—	—	—	—	—
Fund Balance	\$4,354,456	—	—	—	—	—
General Fund Contributions	\$(0)	—	—	—	—	—
Total Source of Funds	\$17,023,259	—	—	—	—	—

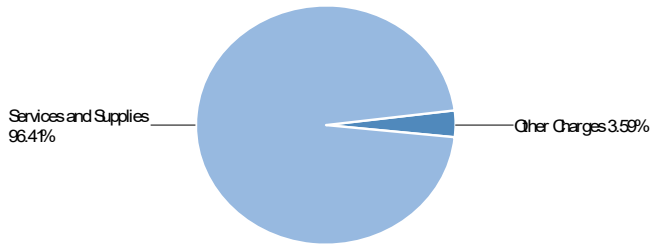
Unit Description

Beginning with FY 2023-24, the Road and Bridge Maintenance Unit was combined with the Road and Bridge Engineering Unit 8558.

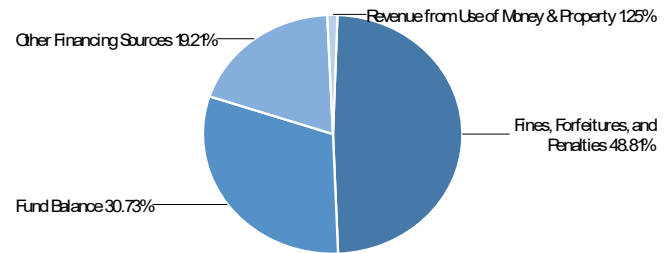
Fish & Game Propagation

(Budget Unit 8560—Fund 006—Appropriation Unit PFP059)

Use of Funds



Source of Funds



Use of Funds

Expenditures	Prior Year 2022-2023	Adopted Budget 2023-2024	CY Estimate 2023-2024	Requested Budget 2024-2025	Recommended Budget 2024-2025	Recommended Change from Adopted
Services and Supplies	\$46,066	\$42,105	\$42,405	\$52,705	\$52,705	\$10,600
Other Charges	\$(180)	\$9,531	\$9,534	\$1,965	\$1,965	\$(7,566)
Subtotal	\$45,886	\$51,636	\$51,939	\$54,670	\$54,670	\$3,034

Source of Funds

Revenues	Prior Year 2022-2023	Adopted Budget 2023-2024	CY Estimate 2023-2024	Requested Budget 2024-2025	Recommended Budget 2024-2025	Recommended Change from Adopted
Fines, Forfeitures, and Penalties	\$40,258	\$33,748	\$27,137	\$26,687	\$26,687	\$(7,061)
Revenue from Use of Money & Property	\$1,561	\$781	\$781	\$684	\$684	\$(97)
Miscellaneous Revenues	\$5,000	—	—	—	—	—
Other Financing Sources	\$10,500	\$10,500	\$10,500	\$10,500	\$10,500	—
Subtotal	\$57,319	\$45,029	\$38,418	\$37,871	\$37,871	\$(7,158)
Fund Balance	\$(11,433)	\$6,607	\$13,521	\$16,799	\$16,799	\$10,192
General Fund Contributions	\$0	—	—	—	—	—
Total Source of Funds	\$45,886	\$51,636	\$51,939	\$54,670	\$54,670	\$3,034

Unit Description

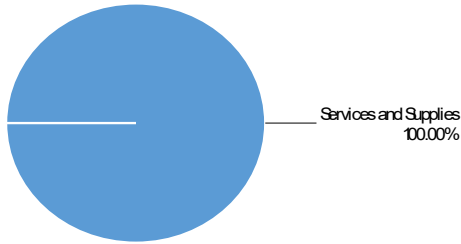
The Monterey County Fish and Game Advisory Commission supports the preservation and enhancement of the County fish and wildlife resources, including funding local youth and outdoor education through Grant Awards. The Commission is under the authority of the Monterey County Board of Supervisors and serves in an advisory capacity. PWFP-Parks personnel provide administration services and support to the Commission. The Commission receives a percentage of

fine monies from enforcement activities by the State Department of Fish and Wildlife Game Wardens. The Commission oversees the allocation of Fish and Game Propagation Funds generated from the fines received and recommends grant awards to the Board of Supervisors to fund qualified organizations and agencies undertaking fish and wildlife preservation, protection, and educational projects or programs.

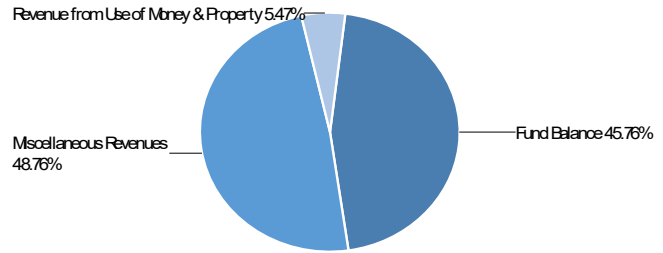
East Garrison Public Financing Authority

(Budget Unit 8561—Fund 180—Appropriation Unit PFP005)

Use of Funds



Source of Funds



Use of Funds

Expenditures	Prior Year 2022-2023	Adopted Budget 2023-2024	CY Estimate 2023-2024	Requested Budget 2024-2025	Recommended Budget 2024-2025	Recommended Change from Adopted
Services and Supplies	\$16,774	\$36,125	\$29,940	\$30,760	\$30,760	\$(5,365)
Subtotal	\$16,774	\$36,125	\$29,940	\$30,760	\$30,760	\$(5,365)

Source of Funds

Revenues	Prior Year 2022-2023	Adopted Budget 2023-2024	CY Estimate 2023-2024	Requested Budget 2024-2025	Recommended Budget 2024-2025	Recommended Change from Adopted
Revenue from Use of Money & Property	\$2,715	\$1,683	\$1,683	\$1,683	\$1,683	—
Miscellaneous Revenues	—	\$15,000	—	\$15,000	\$15,000	—
Subtotal	\$2,715	\$16,683	\$1,683	\$16,683	\$16,683	—
Fund Balance	\$14,059	\$19,442	\$28,257	\$14,077	\$14,077	\$(5,365)
General Fund Contributions	\$0	—	—	—	—	—
Total Source of Funds	\$16,774	\$36,125	\$29,940	\$30,760	\$30,760	\$(5,365)

Unit Description

In 2006, the Board of Supervisors created Community Facilities District (CFD) Number 2006-1 (East Garrison CFD). This Unit includes activities related to the collection and disbursement of facilities' special tax revenue collected in the East Garrison CFD.

The facilities' special tax unit was set up to acquire constructed facilities from the East Garrison Developer (up to a maximum of \$20 million) either through the issuance of bonds or through a pay-as-you-

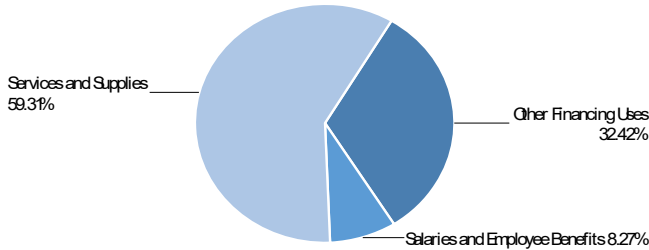
go method. Revenues include special taxes collected, interest earned on unused funds, and penalties from delinquent special facilities taxes.

Specific activities funded in this unit include payment of administrative expenses, as defined in the rate and method of apportionment for the fiscal year, and construction or acquisition of authorized facilities, including roads, drainage, parks, and open space.

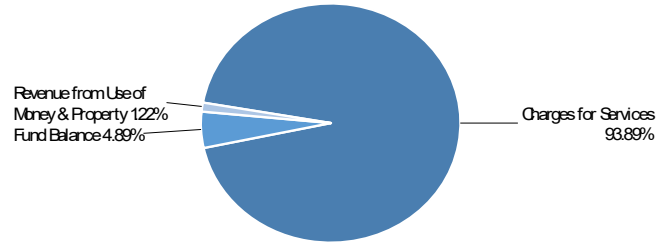
East Garrison Community Service District

(Budget Unit 8562—Fund 181—Appropriation Unit PFP006)

Use of Funds



Source of Funds



Use of Funds

Expenditures	Prior Year 2022-2023	Adopted Budget 2023-2024	CY Estimate 2023-2024	Requested Budget 2024-2025	Recommended Budget 2024-2025	Recommended Change from Adopted
Salaries and Employee Benefits	—	\$158,424	\$156,846	\$171,323	\$171,323	\$12,899
Services and Supplies	\$817,992	\$1,139,661	\$1,695,129	\$1,229,043	\$1,229,043	\$89,382
Other Charges	\$24,167	\$(9,606)	\$(15,500)	\$(15,500)	\$(15,500)	\$(5,894)
Other Financing Uses	\$681,500	\$709,041	\$709,041	\$671,938	\$671,938	\$(37,103)
Subtotal	\$1,523,659	\$1,997,520	\$2,545,516	\$2,056,804	\$2,056,804	\$59,284

Source of Funds

Revenues	Prior Year 2022-2023	Adopted Budget 2023-2024	CY Estimate 2023-2024	Requested Budget 2024-2025	Recommended Budget 2024-2025	Recommended Change from Adopted
Revenue from Use of Money & Property	\$42,054	\$12,000	\$25,000	\$25,000	\$25,000	\$13,000
Charges for Services	\$1,430,105	\$1,756,150	\$1,485,556	\$1,931,223	\$1,931,223	\$175,073
Miscellaneous Revenues	—	—	\$23,472	—	—	—
Subtotal	\$1,472,158	\$1,768,150	\$1,534,028	\$1,956,223	\$1,956,223	\$188,073
Fund Balance	\$51,501	\$229,370	\$1,011,488	\$100,581	\$100,581	\$(128,789)
General Fund Contributions	\$(0)	—	—	—	—	—
Total Source of Funds	\$1,523,659	\$1,997,520	\$2,545,516	\$2,056,804	\$2,056,804	\$59,284

Unit Description

The East Garrison Community Service District (EGCSD) Unit includes activities related to the collection and disbursement of funds for designated services provided in the East Garrison project. County and District services provided include the Sheriff's Office patrol operations, street maintenance, maintenance of drainage and storm

sewer facilities, maintenance and operation of public parks and open space, and administration of the EGCSD.

Recommended FY 2024-25 Positions

Classification Code	Classification Label	FTE
14C30	MANAGEMENT ANALYST II	1.00
Total		1.00

Capital Projects

(Budget Unit 8563—Fund 402—Appropriation Unit PFP056)

Use of Funds

Source of Funds

Intentionally Left Blank

Intentionally Left Blank

Source of Funds

Revenues	Prior Year 2022-2023	Adopted Budget 2023-2024	CY Estimate 2023-2024	Requested Budget 2024-2025	Recommended Budget 2024-2025	Recommended Change from Adopted
Revenue from Use of Money & Property	\$47,483	—	—	—	—	—
Intergovernmental Revenues	\$646,333	—	—	—	—	—
Subtotal	\$693,816	—	—	—	—	—
Fund Balance	\$(693,816)	—	—	—	—	—
General Fund Contributions	\$0	—	—	—	—	—
Total Source of Funds	—	—	—	—	—	—

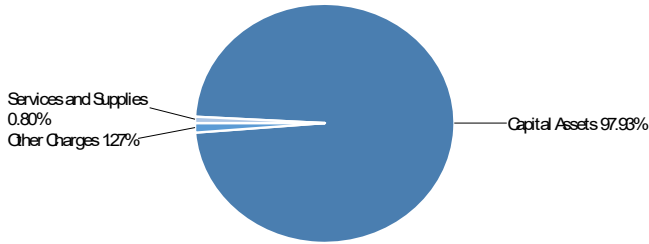
Unit Description

Beginning with FY 2022-23, this unit was closed, and future activity is reported in Capital Projects Fund 404.

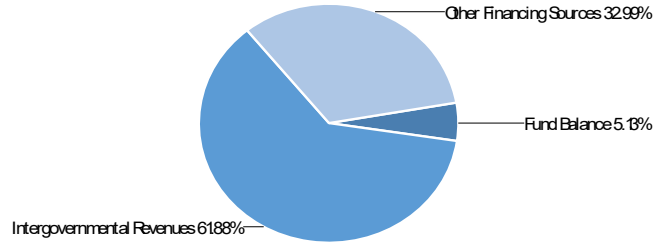
Capital Projects

(Budget Unit 8564—Fund 404—Appropriation Unit PFP057)

Use of Funds



Source of Funds



Use of Funds

Expenditures	Prior Year 2022-2023	Adopted Budget 2023-2024	CY Estimate 2023-2024	Requested Budget 2024-2025	Recommended Budget 2024-2025	Recommended Change from Adopted
Services and Supplies	\$21,650,978	\$225,000	\$125,000	\$293,313,401	\$225,000	—
Other Charges	\$(68,639)	\$679,546	\$679,868	\$360,030	\$360,030	\$(319,516)
Capital Assets	\$19,228,155	\$37,150,031	\$31,093,584	\$27,691,218	\$27,691,218	\$(9,458,813)
Subtotal	\$40,810,493	\$38,054,577	\$31,898,452	\$321,364,649	\$28,276,248	\$(9,778,329)

Source of Funds

Revenues	Prior Year 2022-2023	Adopted Budget 2023-2024	CY Estimate 2023-2024	Requested Budget 2024-2025	Recommended Budget 2024-2025	Recommended Change from Adopted
Revenue from Use of Money & Property	\$71,384	—	—	—	—	—
Intergovernmental Revenues	\$8,490,422	\$15,354,220	\$8,881,414	\$17,496,570	\$17,496,570	\$2,142,350
Charges for Services	\$610	—	—	—	—	—
Miscellaneous Revenues	\$70,562	—	\$73,621	—	—	—
Other Financing Sources	\$26,334,260	\$19,487,749	\$21,438,909	\$9,329,727	\$9,329,727	\$(10,158,022)
Subtotal	\$34,967,238	\$34,841,969	\$30,393,944	\$26,826,297	\$26,826,297	\$(8,015,672)
Fund Balance	\$5,843,255	\$3,212,608	\$1,504,508	\$294,538,352	\$1,449,951	\$(1,762,657)
General Fund Contributions	\$0	—	—	—	—	—
Total Source of Funds	\$40,810,493	\$38,054,577	\$31,898,452	\$321,364,649	\$28,276,248	\$(9,778,329)

Unit Description

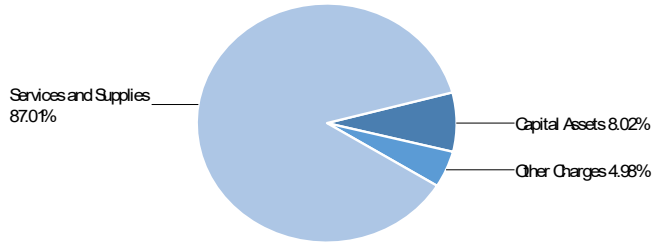
The Capital Projects Fund accounts for financial resources used for the acquisition or construction of major capital assets. These include land and land improvements, buildings and building improvements, infrastructure, and construction in progress. American Rescue Plan Act (ARPA) infrastructure water projects are included in the budget, along with Prop 68 Park projects, and several County HVAC unit replacement projects.

Effective FY 2022-23, Capital Project Fund 402 was closed, and all Capital Project activity is reported in Fund 404. Originally, the two separate funds were established to track capital projects funded with County funds (Fund 402) vs. those funded with debt or other resources (Fund 404). County has ability to distinguish funding for projects within one single fund and therefore there is no longer a need for separate funds.

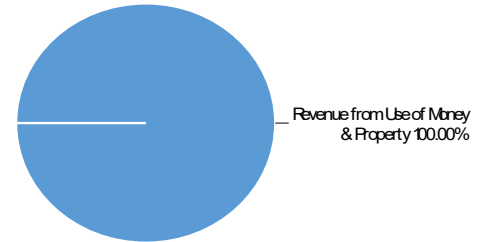
Nacimiento Lake & Resort Operations

(Budget Unit 8565—Fund 452—Appropriation Unit PFP060)

Use of Funds



Source of Funds



Use of Funds

Expenditures	Prior Year 2022-2023	Adopted Budget 2023-2024	CY Estimate 2023-2024	Requested Budget 2024-2025	Recommended Budget 2024-2025	Recommended Change from Adopted
Services and Supplies	\$3,486,774	\$3,437,588	\$4,079,709	\$4,092,023	\$4,092,023	\$654,435
Other Charges	\$135,224	\$249,094	\$249,230	\$234,075	\$234,075	\$(15,019)
Capital Assets	—	—	\$80,000	\$377,000	\$377,000	\$377,000
Other Financing Uses	—	—	\$125,007	—	—	—
Subtotal	\$3,621,998	\$3,686,682	\$4,533,946	\$4,703,098	\$4,703,098	\$1,016,416

Source of Funds

Revenues	Prior Year 2022-2023	Adopted Budget 2023-2024	CY Estimate 2023-2024	Requested Budget 2024-2025	Recommended Budget 2024-2025	Recommended Change from Adopted
Revenue from Use of Money & Property	\$3,257,234	\$3,417,592	\$4,474,967	\$4,789,959	\$4,789,959	\$1,372,367
Charges for Services	\$160	—	—	—	—	—
Miscellaneous Revenues	\$24	—	\$310	—	—	—
Other Financing Sources	\$722,205	\$519,204	\$519,204	—	—	\$(519,204)
Subtotal	\$3,979,623	\$3,936,796	\$4,994,481	\$4,789,959	\$4,789,959	\$853,163
Fund Balance	\$(357,625)	\$(250,114)	\$(460,535)	\$(86,861)	\$(86,861)	\$163,253
General Fund Contributions	\$0	—	—	—	—	—
Total Source of Funds	\$3,621,998	\$3,686,682	\$4,533,946	\$4,703,098	\$4,703,098	\$1,016,416

Unit Description

The Lakes Unit encompasses all aspects of support to the resort operations at Lake Nacimiento. The lake park facilities offer a spectrum of recreational opportunities for visitors including camping, day-use, fishing, furnished lodging, boat launch ramps, boating and water sport rentals, full-service marinas, general store, snack bar, and ancillary services. A management company is contracted to operate

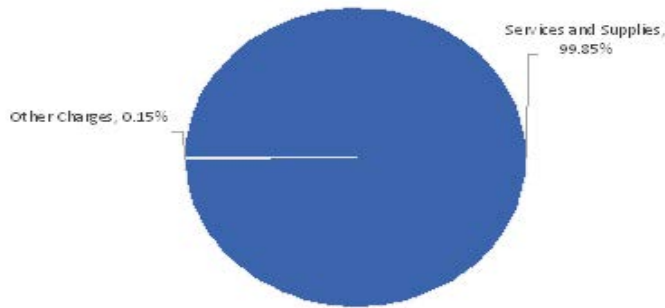
the entry gate, marina, store, service station, campgrounds and condominium units, and lake view lodges.

Beginning FY 2019-20, Lake San Antonio North and South Shores operate under the General Fund as a regional park, focusing on low-impact activities such as camping, boating, fishing, hiking, and horseback riding.

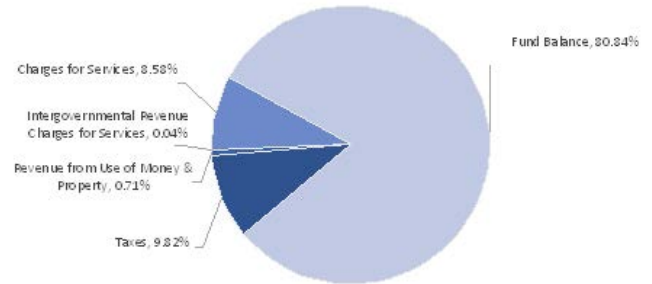
Community Service Areas

(Budget Unit 8566—Fund 077—Appropriation Unit PFP031)

Use of Funds



Source of Funds



Use of Funds

Adopted Budget

Expenditures	Prior Year	Adopted Budget	CY Estimate	Requested Budget	Recommended Budget	Recommended Change
	2022-2023	2023-2024	2023-2024	2024-2025	2024-2025	from Adopted
Services and Supplies	\$ 3,125,547	\$ 4,171,750	\$ 2,519,566	\$ 6,585,690	\$ 6,585,690	\$ 2,413,940
Other Charges	\$ 16,233	\$ 18,606	\$ 18,576	\$ 9,902	\$ 9,902	\$ (8,704)
Subtotal - All Funds	\$ 3,141,780	\$ 4,190,356	\$ 2,538,142	\$ 6,595,592	\$ 6,595,592	\$ 2,405,236

Source of Funds

Revenues	Prior Year	Adopted Budget	CY Estimate	Requested Budget	Recommended Budget	Recommended Change
	2022-2023	2023-2024	2023-2024	2024-2025	2024-2025	from Adopted
Taxes	\$ 645,171	\$ 625,066	\$ 629,630	\$ 647,934	\$ 647,934	\$ 22,868
Revenue from Use of Money & Property	\$ 186,713	\$ 44,840	\$ 44,840	\$ 47,040	\$ 47,040	\$ 2,200
Intergovernmental Revenue	\$ 115,968	\$ 2,396	\$ 47,396	\$ 2,399	\$ 2,399	\$ 3
Charges for Services	\$ 573,444	\$ 451,890	\$ 562,732	\$ 566,199	\$ 566,199	\$ 114,309
Other Financing Sources	\$ 3,511,294	\$ 485,000	\$ 82,500	\$ -	\$ -	\$ (485,000)
Subtotal - All Funds	\$ 5,032,590	\$ 1,609,192	\$ 1,367,098	\$ 1,263,572	\$ 1,263,572	\$ (345,620)
Fund Balance	\$ (1,890,810)	\$ 2,581,164	\$ 1,171,044	\$ 5,332,020	\$ 5,332,020	\$ 2,750,856
Total Source of Funds	\$ 3,141,780	\$ 4,190,356	\$ 2,538,142	\$ 6,595,592	\$ 6,595,592	\$ 2,405,236

Unit Description

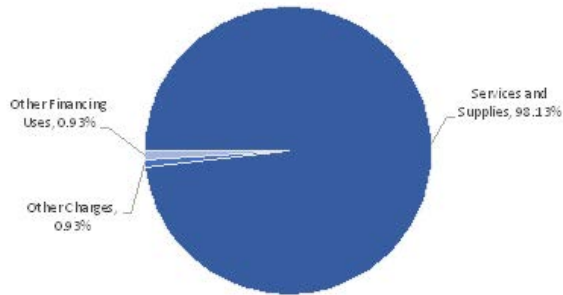
The County has 37 individual Community Service Areas (CSAs). The CSAs provide urban services to unincorporated areas of the County. Services include park maintenance, street lighting, street and sidewalk maintenance, storm drain maintenance, surface water disposal,

sewage collection and treatment, levee maintenance and repair, and administration of the CSAs. The Board of Supervisors acts as the governing body of CSAs. Special District Administration Unit 8555 administers the maintenance and operations of the CSAs.

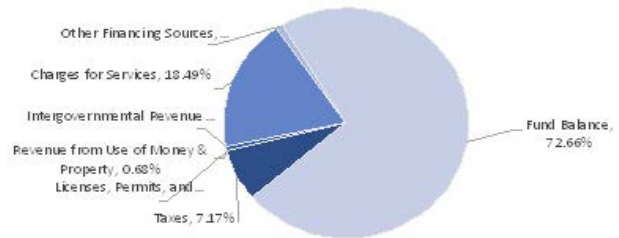
Community Service Districts

(Budget Unit 8567—Fund 151—Appropriation Unit PFP047)

Use of Funds



Source of Funds



Use of Funds

Expenditures	Prior Year	Adopted	CY Estimate	Requested	Recommended	Recommended
	2022-2023	Budget		Budget	Budget	Change
Services and Supplies	\$ 3,631,580	\$ 3,252,118	\$ 4,029,639	\$ 4,790,836	\$ 4,081,043	\$ 828,925
Other Charges	\$ 38,250	\$ 38,630	\$ 38,630	\$ 38,880	\$ 38,880	\$ 250
Other Financing Uses	\$ 38,250	\$ 38,250	\$ 38,250	\$ 38,850	\$ 38,850	\$ 600
Subtotal - All Funds	\$ 3,708,080	\$ 3,328,998	\$ 4,106,519	\$ 4,868,566	\$ 4,158,773	\$ 829,775

Source of Funds

Revenues	Prior Year	Adopted	CY Estimate	Requested	Recommended	Recommended
	2022-2023	Budget		Budget	Budget	Change
Taxes	\$ 321,160	\$ 288,006	\$ 289,786	\$ 298,166	\$ 298,166	\$ 10,160
Licenses, Permits, and Franchises	\$ 6,714	\$ 1,200	\$ 47,350	\$ 1,200	\$ 1,200	\$ -
Revenue from Use of Money & Property	\$ 22,400	\$ 3,702	\$ 3,506	\$ 28,387	\$ 28,387	\$ 24,685
Intergovernmental Revenue	\$ 1,342,135	\$ 1,161,436	\$ 1,161,436	\$ 1,273	\$ 1,273	\$ (1,160,163)
Charges for Services	\$ 887,087	\$ 769,000	\$ 769,000	\$ 769,000	\$ 769,000	\$ -
Miscellaneous Revenues			\$ 898,574			
Other Financing Sources	\$ 2,537,853	\$ 38,600	\$ 206,100	\$ 38,850	\$ 38,850	\$ 250
Subtotal - All Funds	\$ 5,117,349	\$ 2,261,944	\$ 3,375,752	\$ 1,136,876	\$ 1,136,876	\$ (1,125,068)
Fund Balance	\$ (1,409,268)	\$ 1,067,054	\$ 730,767	\$ 3,731,690	\$ 3,021,897	\$ 1,954,843
Total Source of Funds	\$ 3,708,081	\$ 3,328,998	\$ 4,106,519	\$ 4,868,566	\$ 4,158,773	\$ 829,775

Unit Description

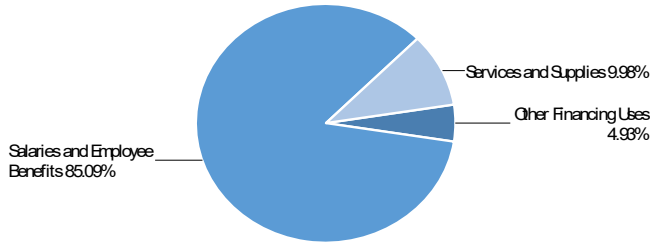
There are two active County Sanitation Districts, the Pajaro County Sanitation District (PCSD) and Boronda County Sanitation District (BCSD). The Board of Supervisors act as the Board of Directors for

these districts. The CSDs provide wastewater collection services, and BCSD-Zone 2-San Jerardo provides potable water to the San Jerardo Cooperative.

Administration

(Budget Unit 8569—Fund 001—Appropriation Unit PFP062)

Use of Funds



Source of Funds

Revenue
0.00% 0.00%

Use of Funds

Expenditures	Prior Year 2022-2023	Adopted Budget 2023-2024	CY Estimate 2023-2024	Requested Budget 2024-2025	Recommended Budget 2024-2025	Recommended Change from Adopted
Salaries and Employee Benefits	\$1,623,037	\$2,132,825	\$1,769,792	\$2,158,009	\$1,937,002	\$(195,823)
Services and Supplies	\$405,603	\$271,520	\$311,026	\$227,199	\$227,199	\$(44,321)
Other Charges	\$2,020,072	\$(1,925,173)	\$(1,268,561)	\$(2,473,820)	\$(2,473,820)	\$(548,647)
Capital Assets	\$13,061	—	—	—	—	—
Other Financing Uses	\$48,303	\$112,345	\$100,683	\$112,345	\$112,345	—
Subtotal	\$4,110,076	\$591,517	\$912,940	\$23,733	\$(197,274)	\$(788,791)

Source of Funds

Revenues	Prior Year 2022-2023	Adopted Budget 2023-2024	CY Estimate 2023-2024	Requested Budget 2024-2025	Recommended Budget 2024-2025	Recommended Change from Adopted
Charges for Services	\$23	—	—	—	—	—
Miscellaneous Revenues	\$126	—	—	—	—	—
Subtotal	\$150	—	—	—	—	—
General Fund Contributions	\$4,109,926	\$591,517	\$912,940	\$23,733	\$(197,274)	\$(788,791)
Total Source of Funds	\$4,110,076	\$591,517	\$912,940	\$23,733	\$(197,274)	\$(788,791)

Unit Description

The Administration Unit provides executive direction, oversight, coordination, and centralized administrative staff support of the operational areas within Public Works, Facilities, and Parks, including Payroll, Contracts Purchasing and Human Resources.

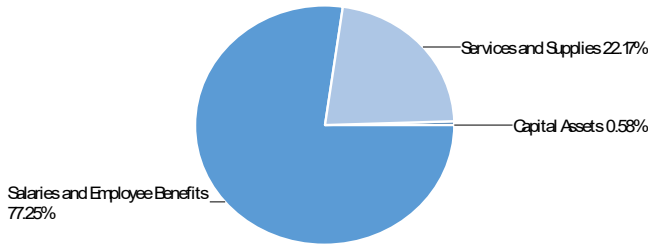
Recommended FY 2024-25 Positions

Classification Code	Classification Label	FTE
12C23	ASSISTANT DIRECTOR OF PUBLIC WORKS, FACILITIES AND PARKS	1.00
14B21	ASSOCIATE PERSONNEL ANALYST	1.00
14C30	MANAGEMENT ANALYST II	2.00
14C31	MANAGEMENT ANALYST III	1.00
14H03	PERSONNEL TECHNICIAN-CONFIDENTIAL	1.00
20B10	ACCOUNTANT I	1.00
20B12	ACCOUNTANT III	1.00
80J22	SENIOR ACCOUNT CLERK	3.00
80J30	ACCOUNTING TECHNICIAN	2.00
Total		13.00

Records Retention

(Budget Unit 8574—Fund 001—Appropriation Unit PFP063)

Use of Funds



Source of Funds

Revenue
0.00% 0.00%

Use of Funds

Expenditures	Prior Year 2022-2023	Adopted Budget 2023-2024	CY Estimate 2023-2024	Requested Budget 2024-2025	Recommended Budget 2024-2025	Recommended Change from Adopted
Salaries and Employee Benefits	\$515,027	\$568,525	\$494,644	\$607,779	\$600,975	\$32,450
Services and Supplies	\$165,676	\$272,382	\$205,451	\$172,471	\$172,471	\$(99,911)
Other Charges	\$(1,101,370)	\$(877,087)	\$(736,275)	\$(851,419)	\$(851,419)	\$25,668
Capital Assets	\$18,167	\$4,520	\$4,520	\$4,520	\$4,520	—
Subtotal	\$(402,500)	\$(31,660)	\$(31,660)	\$(66,649)	\$(73,453)	\$(41,793)

Source of Funds

Revenues	Prior Year 2022-2023	Adopted Budget 2023-2024	CY Estimate 2023-2024	Requested Budget 2024-2025	Recommended Budget 2024-2025	Recommended Change from Adopted
General Fund Contributions	\$(402,500)	\$(31,660)	\$(31,660)	\$(66,649)	\$(73,453)	\$(41,793)
Total Source of Funds	\$(402,500)	\$(31,660)	\$(31,660)	\$(66,649)	\$(73,453)	\$(41,793)

Unit Description

The Records Retention Unit is tasked with delivering meticulously secure, environmentally friendly, seismic-tested solutions that are both cost-effective and efficient for storing, retrieving, managing, and disposing of paper files, charts, drawings, and blueprints. These are all essential for audit, legal, fiscal, and administrative purposes, and comply with recordkeeping policy mandates.


Recommended FY 2024-25 Positions

Classification Code	Classification Label	FTE
70F23	STOREKEEPER	5.00
70F81	SUPERVISING STOREKEEPER	1.00
Total		6.00

Courier

(Budget Unit 8575—Fund 001—Appropriation Unit PFP064)

Use of Funds



Source of Funds

Revenue
0.00% 0.00%

Use of Funds

Expenditures	Prior Year 2022-2023	Adopted Budget 2023-2024	CY Estimate 2023-2024	Requested Budget 2024-2025	Recommended Budget 2024-2025	Recommended Change from Adopted
Salaries and Employee Benefits	\$444,968	\$476,480	\$458,586	\$483,437	\$477,650	\$1,170
Services and Supplies	\$71,819	\$129,924	\$62,793	\$66,074	\$66,074	\$(63,850)
Other Charges	\$(707,526)	\$(518,600)	\$(433,575)	\$(571,991)	\$(571,991)	\$(53,391)
Subtotal	\$(190,738)	\$87,804	\$87,804	\$(22,480)	\$(28,267)	\$(116,071)

Source of Funds

Revenues	Prior Year 2022-2023	Adopted Budget 2023-2024	CY Estimate 2023-2024	Requested Budget 2024-2025	Recommended Budget 2024-2025	Recommended Change from Adopted
Miscellaneous Revenues	\$7,551	—	—	—	—	—
Subtotal	\$7,551	—	—	—	—	—
General Fund Contributions	\$(198,289)	\$87,804	\$87,804	\$(22,480)	\$(28,267)	\$(116,071)
Total Source of Funds	\$(190,738)	\$87,804	\$87,804	\$(22,480)	\$(28,267)	\$(116,071)

Unit Description

The Courier Unit oversees the collection, transportation, and dissemination of all intra-office and USPS business correspondence and parcels. Operating expenses for the Courier Unit are fully sustained by service fees. Annually, the Courier unit handles over 1 million mail items and serves over 130 mail delivery points.

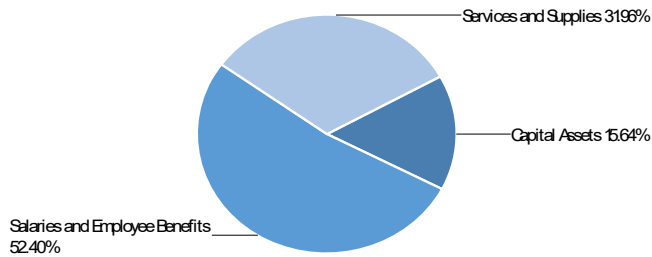
Recommended FY 2024-25 Positions

Classification Code	Classification Label	FTE
70F21	COURIER	4.00
80O23	SENIOR MAILROOM CLERK	1.00
Total		5.00

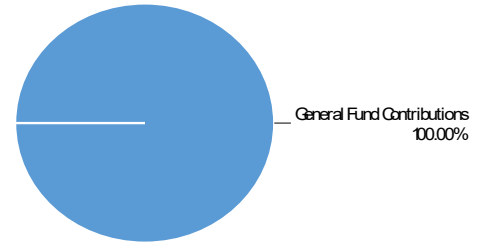
Mail

(Budget Unit 8576—Fund 001—Appropriation Unit PFP064)

Use of Funds



Source of Funds



Use of Funds

Expenditures	Prior Year 2022-2023	Adopted Budget 2023-2024	CY Estimate 2023-2024	Requested Budget 2024-2025	Recommended Budget 2024-2025	Recommended Change from Adopted
Salaries and Employee Benefits	\$36,478	\$127,306	\$54,863	\$141,504	\$140,989	\$13,683
Services and Supplies	\$98,850	\$156,428	\$59,800	\$85,997	\$85,997	\$(70,431)
Other Charges	\$(288,669)	\$(309,387)	\$(140,316)	\$(219,271)	\$(219,271)	\$90,116
Capital Assets	\$42,076	\$42,076	\$42,076	\$42,076	\$42,076	—
Subtotal	\$(111,265)	\$16,423	\$16,423	\$50,306	\$49,791	\$33,368

Source of Funds

Revenues	Prior Year 2022-2023	Adopted Budget 2023-2024	CY Estimate 2023-2024	Requested Budget 2024-2025	Recommended Budget 2024-2025	Recommended Change from Adopted
General Fund Contributions	\$(111,265)	\$16,423	\$16,423	\$50,306	\$49,791	\$33,368
Total Source of Funds	\$(111,265)	\$16,423	\$16,423	\$50,306	\$49,791	\$33,368

Unit Description

The Mail Unit manages the collection, distribution, presorting, and automated postage metering for all outgoing United States Postal Service mail and United Parcel Service shipments. Expenses for this unit are fully offset by service charges.

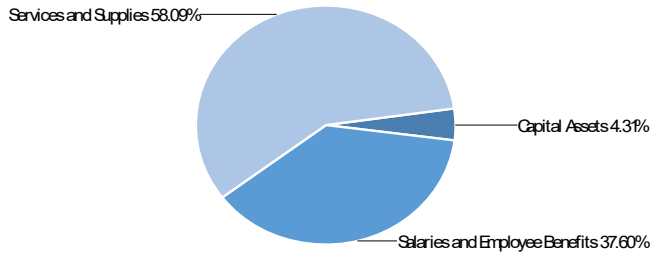
Recommended FY 2024-25 Positions

Classification Code	Classification Label	FTE
70F21	COURIER	1.00
80O22	MAILROOM CLERK	0.50
Total		1.50

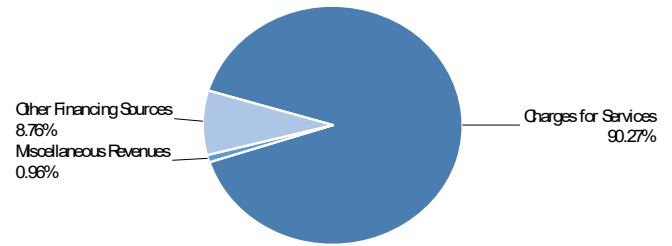
Fleet Administration

(Budget Unit 8577—Fund 001—Appropriation Unit PFP065)

Use of Funds



Source of Funds



Use of Funds

Expenditures	Prior Year 2022-2023	Adopted Budget 2023-2024	CY Estimate 2023-2024	Requested Budget 2024-2025	Recommended Budget 2024-2025	Recommended Change from Adopted
Salaries and Employee Benefits	\$2,780,336	\$3,502,961	\$3,218,024	\$3,512,862	\$3,476,133	\$(26,828)
Services and Supplies	\$4,571,341	\$4,805,410	\$4,794,114	\$5,370,365	\$5,370,365	\$564,955
Other Charges	\$(6,992,493)	\$(8,759,360)	\$(8,466,453)	\$(10,266,412)	\$(10,266,412)	\$(1,507,052)
Capital Assets	\$227,801	\$201,900	\$195,422	\$398,200	\$398,200	\$196,300
Subtotal	\$586,985	\$(249,089)	\$(258,893)	\$(984,985)	\$(1,021,714)	\$(772,625)

Source of Funds

Revenues	Prior Year 2022-2023	Adopted Budget 2023-2024	CY Estimate 2023-2024	Requested Budget 2024-2025	Recommended Budget 2024-2025	Recommended Change from Adopted
Charges for Services	\$56,530	\$66,000	\$61,146	\$51,500	\$51,500	\$(14,500)
Miscellaneous Revenues	\$582	\$500	\$550	\$550	\$550	\$50
Other Financing Sources	\$5,100	\$10,000	\$5,000	\$5,000	\$5,000	\$(5,000)
Subtotal	\$62,212	\$76,500	\$66,696	\$57,050	\$57,050	\$(19,450)
General Fund Contributions	\$524,773	\$(325,589)	\$(325,589)	\$(1,042,035)	\$(1,078,764)	\$(753,175)
Total Source of Funds	\$586,985	\$(249,089)	\$(258,893)	\$(984,985)	\$(1,021,714)	\$(772,625)

Unit Description

The Fleet Administration Unit services and tracks repairs and maintenance for over 3,000 pieces of equipment, ranging from passenger cars to heavy equipment, ensuring compliance with government regulations. Additionally, Fleet operates an automated vehicle rental program (Invers), multiple fueling sites, and manages a vehicle replacement program.

Recommended FY 2024-25 Positions

Classification Code	Classification Label	FTE
14C30	MANAGEMENT ANALYST II	1.00
14E01	BUYER I	1.00
14H64	FLEET MANAGER	1.00
20B10	ACCOUNTANT I	1.00
43L18	COMMUNICATIONS TECHNICIAN III	1.00

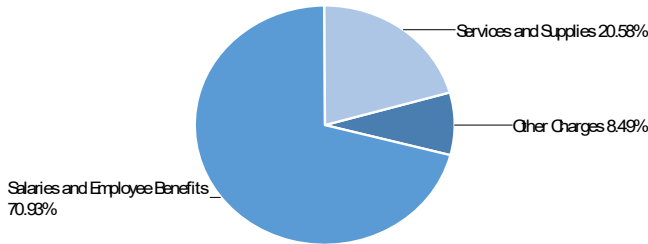
Recommended FY 2024-25 Positions

Classification Code	Classification Label	FTE
43L20	COMMUNICATIONS TECHNICIAN I	1.00
43L42	VEHICLE INSTALLATION SPECIALIST	1.00
70F10	FLEET PARTS COORDINATOR	1.00
70F12	SENIOR FLEET PARTS COORDINATOR	1.00
72C20	MECHANIC I	1.00
72C23	MECHANIC II	11.00
72C26	MECHANIC III	2.00
72C82	SUPERVISING MECHANIC	1.00
72C83	FLEET SERVICE WRITER	1.00
80J22	SENIOR ACCOUNT CLERK	1.00
Total		26.00

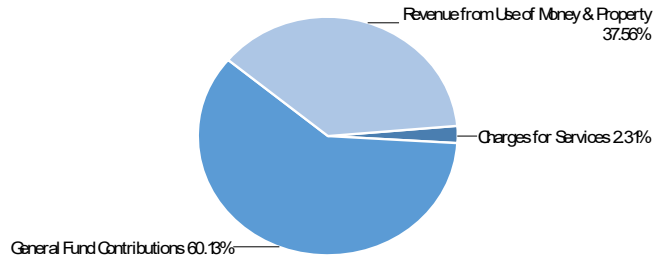
Rifle Range

(Budget Unit 8578—Fund 001—Appropriation Unit PFP066)

Use of Funds



Source of Funds



Use of Funds

Expenditures	Prior Year 2022-2023	Adopted Budget 2023-2024	CY Estimate 2023-2024	Requested Budget 2024-2025	Recommended Budget 2024-2025	Recommended Change from Adopted
Salaries and Employee Benefits	\$172,065	\$176,750	\$179,697	\$186,508	\$184,350	\$7,600
Services and Supplies	\$47,407	\$81,466	\$64,112	\$53,476	\$53,476	\$(27,990)
Other Charges	\$8,419	\$18,823	\$18,780	\$22,065	\$22,065	\$3,242
Subtotal	\$227,891	\$277,039	\$262,589	\$262,049	\$259,891	\$(17,148)

Source of Funds

Revenues	Prior Year 2022-2023	Adopted Budget 2023-2024	CY Estimate 2023-2024	Requested Budget 2024-2025	Recommended Budget 2024-2025	Recommended Change from Adopted
Revenue from Use of Money & Property	\$97,881	\$120,229	\$79,478	\$97,607	\$97,607	\$(22,622)
Charges for Services	\$3,720	\$6,000	\$6,000	\$6,000	\$6,000	—
Subtotal	\$101,601	\$126,229	\$85,478	\$103,607	\$103,607	\$(22,622)
General Fund Contributions	\$126,290	\$150,810	\$177,111	\$158,442	\$156,284	\$5,474
Total Source of Funds	\$227,891	\$277,039	\$262,589	\$262,049	\$259,891	\$(17,148)

Unit Description

Laguna Seca Rifle and Pistol Range offers a safe shooting environment year-round with a well-trained staff. The range includes 15 rifle stalls and 10 pistol stalls using paper targets and 10 shooting stalls with reactive steel targets for pistols and rifles. The range can be reserved for groups and local law enforcement agencies.

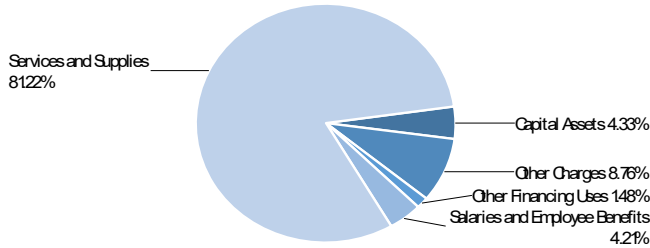
Recommended FY 2024-25 Positions

Classification Code	Classification Label	FTE
68A30	RANGE MASTER	1.00
68C02	RANGE AIDE	1.00
Total		2.00

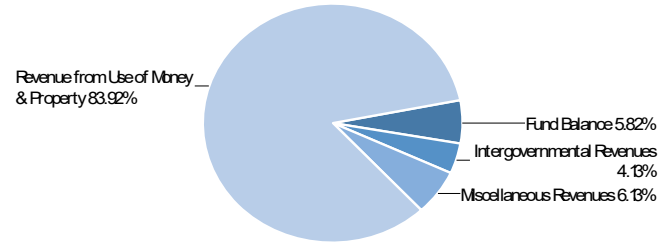
Laguna Seca

(Budget Unit 8579—Fund 453—Appropriation Unit PFP067)

Use of Funds



Source of Funds



Use of Funds

Expenditures	Prior Year 2022-2023	Adopted Budget 2023-2024	CY Estimate 2023-2024	Requested Budget 2024-2025	Recommended Budget 2024-2025	Recommended Change from Adopted
Salaries and Employee Benefits	\$787,203	\$1,075,228	\$961,221	\$1,020,418	\$1,008,713	\$(66,515)
Services and Supplies	\$15,200,132	\$23,257,286	\$26,720,800	\$19,481,253	\$19,481,253	\$(3,776,033)
Other Charges	\$147,011	\$1,326,921	\$1,828,395	\$2,100,223	\$2,100,223	\$773,302
Capital Assets	\$2,330,271	—	\$45,000	\$1,039,175	\$1,039,175	\$1,039,175
Other Financing Uses	—	\$1,634,459	\$402,500	\$355,000	\$355,000	\$(1,279,459)
Subtotal	\$18,464,616	\$27,293,894	\$29,957,916	\$23,996,069	\$23,984,364	\$(3,309,530)

Source of Funds

Revenues	Prior Year 2022-2023	Adopted Budget 2023-2024	CY Estimate 2023-2024	Requested Budget 2024-2025	Recommended Budget 2024-2025	Recommended Change from Adopted
Revenue from Use of Money & Property	\$13,935,841	\$24,810,312	\$27,949,024	\$20,127,172	\$20,127,172	\$(4,683,140)
Intergovernmental Revenues	\$95,542	—	—	\$989,675	\$989,675	\$989,675
Miscellaneous Revenues	\$1,205,796	\$2,220,696	\$3,210,451	\$1,470,970	\$1,470,970	\$(749,726)
Other Financing Sources	\$3,250,000	—	—	—	—	—
Subtotal	\$18,487,179	\$27,031,008	\$31,159,475	\$22,587,817	\$22,587,817	\$(4,443,191)
Fund Balance	\$(22,563)	\$262,886	\$(1,201,559)	\$1,408,252	\$1,396,547	\$1,133,661
General Fund Contributions	\$0	—	—	—	—	—
Total Source of Funds	\$18,464,616	\$27,293,894	\$29,957,916	\$23,996,069	\$23,984,364	\$(3,309,530)

Unit Description

In 1974, under President Nixon’s Legacy of Parks program, the County of Monterey acquired 542 acres from the Federal government (formerly Fort Ord land) to create the Laguna Seca Recreational Area (LSRA). A raceway existed and then a rifle range, archery range, and a motocross track were constructed to enhance facility use. In 1981, LSRA celebrated the grand opening of an added campground, lake, and picnic areas.

LSRA, an Enterprise fund since Fiscal Year 2020-21, operates as a fee-for-service enterprise. Services include camping, daily track rentals, venue rentals, corporate team-building packages, and ticket sales to various special events. Special events range from small local gatherings to international events known worldwide. The earnings of

LSRA are intended to sustain its operations including financing all costs associated with capital improvement projects, depreciation, and all County cost allocations. Operations are currently managed by a private contractor.

Recommended FY 2024-25 Positions

Classification Code	Classification Label	FTE
14C31	MANAGEMENT ANALYST III	1.00
14G02	MANAGEMENT ANALYST I	1.00
14N05	ADMINISTRATIVE OPERATIONS MANAGER	1.00

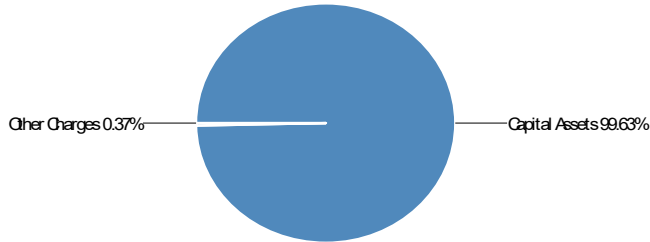
Recommended FY 2024-25 Positions

Classification Code	Classification Label	FTE
20B11	ACCOUNTANT II	1.00
20B12	ACCOUNTANT III	1.00
20B93	FINANCE MANAGER II	1.00
80J22	SENIOR ACCOUNT CLERK	1.00
	Total	7.00

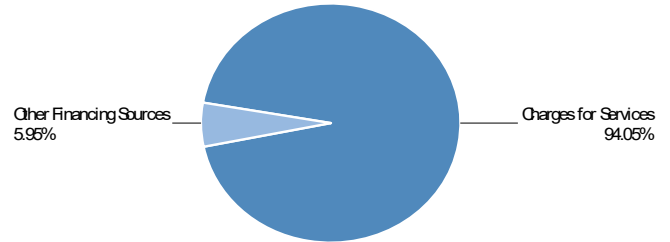
Vehicle Replacement

(Budget Unit 8580—Fund 478—Appropriation Unit PFP068)

Use of Funds



Source of Funds



Use of Funds

Expenditures	Prior Year 2022-2023	Adopted Budget 2023-2024	CY Estimate 2023-2024	Requested Budget 2024-2025	Recommended Budget 2024-2025	Recommended Change from Adopted
Services and Supplies	\$1,114	\$11,678	\$11,678	—	—	\$(11,678)
Other Charges	\$10,133	\$23,151	\$23,151	\$12,120	\$12,120	\$(11,031)
Capital Assets	\$1,523,482	\$3,770,528	\$3,770,528	\$3,237,880	\$3,237,880	\$(532,648)
Subtotal	\$1,534,729	\$3,805,357	\$3,805,357	\$3,250,000	\$3,250,000	\$(555,357)

Source of Funds

Revenues	Prior Year 2022-2023	Adopted Budget 2023-2024	CY Estimate 2023-2024	Requested Budget 2024-2025	Recommended Budget 2024-2025	Recommended Change from Adopted
Charges for Services	\$4,548,844	\$3,985,844	\$4,526,924	\$4,186,440	\$4,186,440	\$200,596
Other Financing Sources	\$218,365	\$98,840	\$236,766	\$264,984	\$264,984	\$166,144
Subtotal	\$4,767,209	\$4,084,684	\$4,763,690	\$4,451,424	\$4,451,424	\$366,740
Fund Balance	\$(3,232,480)	\$(279,327)	\$(958,333)	\$(1,201,424)	\$(1,201,424)	\$(922,097)
General Fund Contributions	\$0	—	—	—	—	—
Total Source of Funds	\$1,534,729	\$3,805,357	\$3,805,357	\$3,250,000	\$3,250,000	\$(555,357)

Unit Description

The Vehicle Asset Management Program (VAMP) facilitates the timely replacement of vehicles and equipment through a methodical process reliant on predicting asset lifecycles using costing information, utilization data, and asset age assessment. Participating

departments contribute a monthly fee dedicated to future vehicle replacement throughout the asset's operational lifespan. These pooled funds are then utilized for vehicle replacement once the asset has reached full depreciation, typically occurring within a span of six to eight years.



This page intentionally left blank.

Health

Departmental Overview:

The County of Monterey Health Department is responsible for protecting the health and wellbeing of the community and safeguarding the local environment. To meet this responsibility, the Health Department collaborates with partners and community members to improve outcomes in health and racial equity; enforces laws and regulations to protect the public’s health; and offers behavioral health, primary and specialty healthcare services, and public health education, prevention, and control services.

Programs and Functions:

The Health Department is organized into eight (8) operational bureaus/divisions. The Administration Bureau provides infrastructure and support services and leads Health in All Policies efforts. The Animal Services Division provides sheltering and rabies control and prevention services, as well as licensing and pet education. The Behavioral Health Bureau provides mental health and substance use disorder services, and prevention services to County residents. The Clinic Services Bureau provides comprehensive primary medical care, obstetrics, internal medicine, low acuity behavioral health, and communicable disease prevention services to all County residents. The Environmental Health Bureau safeguards the health and safety of residents by way of education and enforcement of federal, state, and local environmental statutes. Emergency Medical Services (EMS) plans, coordinates, and evaluates the countywide EMS system. The Public Health Bureau registers births and deaths, conducts laboratory analyses, coordinates care services to children and families, implements strategies for the prevention and control of communicable diseases, and implements programs that inform and educate individuals and communities to reduce health inequities. The Public Guardian/Administrator serves as the court-appointed conservator of vulnerable individuals unable or unwilling to meet their medical, housing, clothing, and physical needs.

Department’s Contributions to Monterey County’s Strategic Initiatives:

ECONOMIC DEVELOPMENT

Encouraging municipalities to consider health equity and “Health in All Policies“ in future community development plans.

ADMINISTRATION

Conducting ongoing quality improvement activities and using customer satisfaction survey results to improve public services.

HEALTH AND HUMAN SERVICES


Ensuring equitable access to physical and emotional health services and working with community partners to address the root causes of health disparities.

INFRASTRUCTURE

Ensuring the quality of well stream and beach water through ongoing testing and public information announcements.

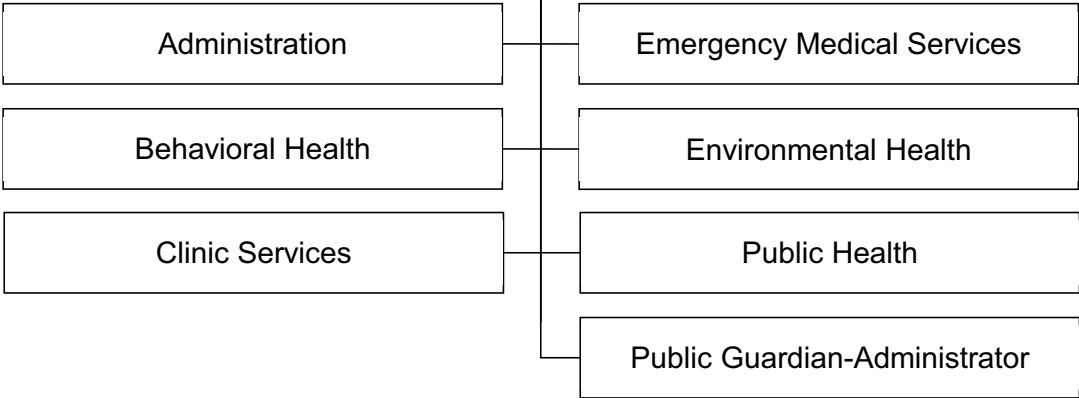
PUBLIC SAFETY

Promoting protective interventions against violence; advocating for the use of safety equipment and safe routes to school; ensuring timely and appropriate pre-hospital transportation; and responding to disasters.

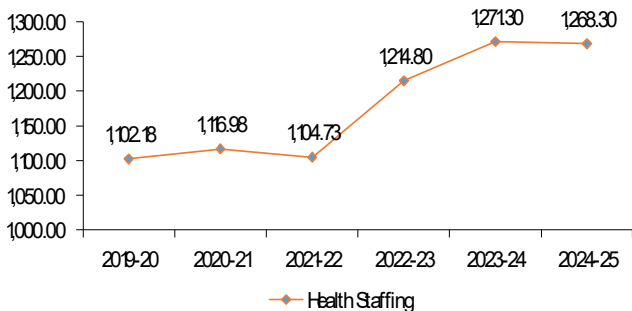


Operating Budget: \$383,314,328
Positions (FTEs): 1268.30

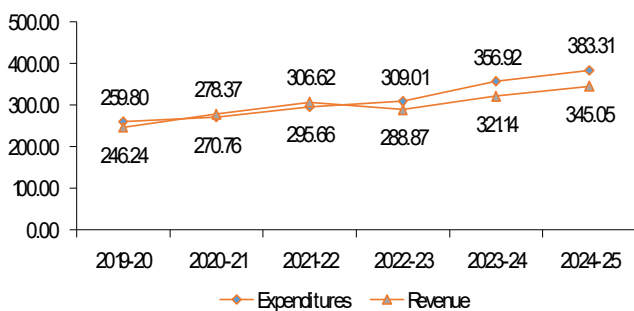
Elsa Mendoza Jimenez
Director



Staffing Trends



Expenditure/Revenue History (in millions)

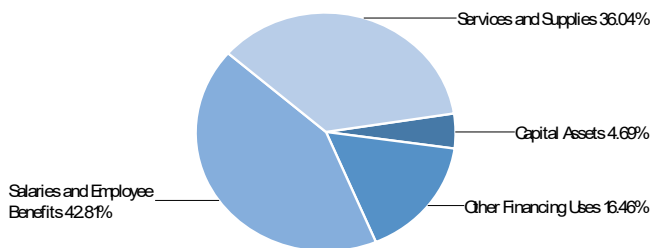


Performance Measures

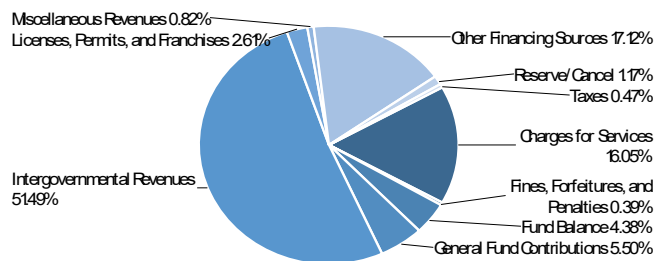
The Health Department protects the health of our entire community by offering primary, specialty, and mental health care, health education, enforcing laws and regulations to protect health and our environment, and by collaborating with partners to improve health equity.

Key Performance Measures	2021-22 Actual	2022-23 Actual	2023-24 Mid-Year
Inspections of high-risk food facilities. Target > 108	56	213	8
Decreased re-hospitalization of behavioral health clients within 30 days of discharge. Target > 17%	17%	13%	17%
Youth ages 3-17 with clinic-measured body mass calculations in the prior 6 months. Target > 90%	51%	51.10%	83.10%
WIC-enrolled mothers providing any breastfeeding at 6 months. Target > 43%	46.60%	53.90%	55.10%
Public Guardian onsite visits with clients at least once per quarter. Target = 100%	97%	89%	96%

Use of Funds



Source of Funds



Use of Funds

Expenditures	Prior Year 2022-2023	Adopted Budget 2023-2024	CY Estimate 2023-2024	Requested Budget 2024-2025	Recommended Budget 2024-2025	Recommended Change from Adopted
Salaries and Employee Benefits	\$141,252,688	\$163,587,239	\$153,762,538	\$169,981,816	\$167,813,415	\$4,226,176
Services and Supplies	\$122,833,362	\$141,174,756	\$140,875,256	\$141,802,175	\$141,276,762	\$102,006
Other Charges	\$(1,464,005)	\$(4,802,418)	\$(2,035,156)	\$(8,686,286)	\$(8,686,286)	\$(3,883,868)
Capital Assets	\$2,967,200	\$8,709,102	\$9,407,970	\$18,574,541	\$18,391,026	\$9,681,924
Other Financing Uses	\$43,417,441	\$62,811,860	\$54,908,879	\$64,519,411	\$64,519,411	\$1,707,551
Subtotal	\$309,006,686	\$371,480,539	\$356,919,487	\$386,191,657	\$383,314,328	\$11,833,789

Source of Funds

Revenues	Prior Year 2022-2023	Adopted Budget 2023-2024	CY Estimate 2023-2024	Requested Budget 2024-2025	Recommended Budget 2024-2025	Recommended Change from Adopted
Taxes	\$1,880,653	\$1,835,000	\$1,835,000	\$1,840,000	\$1,840,000	\$5,000
Licenses, Permits, and Franchises	\$8,357,450	\$9,780,561	\$9,829,691	\$10,114,022	\$10,114,022	\$333,461
Fines, Forfeitures, and Penalties	\$1,912,428	\$1,582,913	\$950,860	\$1,497,297	\$1,497,297	\$(85,616)
Revenue from Use of Money & Property	\$905,194	\$279,483	\$299,729	\$299,729	\$299,729	\$20,246
Intergovernmental Revenues	\$182,613,332	\$200,110,473	\$208,890,027	\$199,564,966	\$199,564,966	\$(545,507)
Charges for Services	\$44,170,389	\$53,174,321	\$47,536,551	\$62,212,570	\$62,212,570	\$9,038,249
Miscellaneous Revenues	\$1,961,818	\$1,934,000	\$2,603,286	\$3,368,196	\$3,172,831	\$1,238,831
Other Financing Sources	\$47,065,612	\$63,352,625	\$49,190,143	\$66,346,685	\$66,346,685	\$2,994,060
Subtotal	\$288,866,875	\$332,049,376	\$321,135,287	\$345,243,465	\$345,048,100	\$12,998,724
Fund Balance	\$(1,869,510)	\$15,420,874	\$8,411,900	\$17,794,449	\$16,969,967	\$1,549,093
General Fund Contributions	\$22,009,321	\$24,010,289	\$27,372,300	\$18,615,144	\$16,757,662	\$(7,252,627)
Reserves/Cancel	—	—	—	\$4,538,599	\$4,538,599	\$4,538,599
Total Source of Funds	\$309,006,686	\$371,480,539	\$356,919,487	\$386,191,657	\$383,314,328	\$11,833,789

Summary of Recommendation

The Recommended Budget for the Health Department includes appropriations of \$383,314,328, financed by revenues of \$345,048,100, departmental fund balance of \$16,969,967 (Behavioral Health \$7.5 million, Whole Person Care \$1.88 million, Health Realignment \$7.38 million, CSA 74 \$570,501, and a contribution to the EMS fund balance of \$22,169), departmental restricted fund use of \$4,538,597 (\$4,127,373 Clinic Services, \$102,372 Health Administration and \$308,852 Environmental Health), American Rescue Plan Act (ARPA) funds of \$227,973 (\$150,000 FY 2023-24 rollover, \$77,973 FY 2024-25 allocation) and general fund contribution (GFC) of \$16,757,662. Appropriation and revenue levels are respectively \$11,833,789 and \$12,998,724, higher than the Fiscal

Year (FY) 2023-24 Adopted Budget. The increase in appropriations is driven primarily by program growth in the Behavioral Health, Clinics, and Public Health Bureaus (\$5.8 million and \$5.9 million, respectively) to meet demand for services, with corresponding increases in program revenues.

The Recommended Budget includes 9 augmentations that add five (5) new positions, as follows: three (3) positions in the Clinic Services Bureau (1 Management Analyst II, 1 Admin Ops Manager, 1 Clinic Ops Supervisor); one (1) position in the Animal Services Division (1 Education and Volunteer Coordinator); and one (1) position in the Public Guardian Division (1 Management Analyst II), all funded with Departmental revenue. The Recommended Budget also includes augmentations for low or no cost spay/neuter clinics, and for a mini

grant program for pet/animal education (financed by the General Fund), and violence prevention efforts (carryover funding from FY 2023-24 of \$150,000, and the FY 2024-25 allocation of \$77,973), financed with ARPA funds.

Budget Impacts

The Recommended Budget does not include augmentations in the Animal Services Division for: two new positions (1) Animal Control Technician (\$118,640) and (1) Office Assistant I (\$95,654), replacing the aged camera (\$53,015) and key access systems (\$80,500). In addition, the Recommended Budget does not include an augmentation request from the Public Health Bureau for the allocation or JUUL Settlement funds in the amount of \$496,000 to provide a dedicated funding source for community-focused outreach and education on youth vaping.

Prior Year Accomplishments

Completed 62.7% of employee annual performance appraisals on or before anniversary dates.

No Plan, Do, Study, Act (PDSA) exercises for programs serving vulnerable populations have been conducted due in part to employee turnover at key positions and to staff being engaged in the Health Department's re-accreditation process. Additionally, as needed, staff have lent support with post-weather events disaster response.

Surpassed goal of having less than 17% of mental health clients re-hospitalized within 30 days from release by achieving a rate of 13%.

Sustained equitable Behavioral Health access to services for new and existing clients by focusing on underserved County regions in proportion to the regions in which Medi-Cal recipients reside; Coast Goal: 14% Actual: 20%, North Goal: 11% Actual: 10%, Valley Goal: 50% Actual: 49%, South Goal: 20% Actual: 18%, and Other Goal: 5% Actual: 3%.

Continued to make progress on the goal to aid more than 70% of Primary Care Services diabetic patients to have Hemoglobin A1c levels of less than 9. The actual rate achieved was 66.1%

The goal to help more than 64% of Primary Care Services patients with hypertension to have systolic blood pressure measurement less than 140 mm Hg and diastolic blood pressure less than 90 mm Hg was nearly met, achieving an actual rate of 62.8%

Conducted annual inspection of 80% of current permitted high-risk food facilities; the goal was 100%

Exceeded the goal to collect 18,000 pounds of recyclables/solid waste from beaches, agricultural lands, and open spaces. In total, 18,680 pounds were collected.

92% of urgent Public Guardian client's safety needs were addressed within five days of court appointment compared to a goal of 100%.

Surpassed the goal to encourage more than 37% of WIC infant beneficiaries to receive breastfeeding at 12 months, achieving a rate of 47.4%.

Surpassed the goal to aid at least 90% of teen girls enrolled in the postpone peer education training program to complete course achieving an actual rate of 162%

Budget Year Goals

Complete 90% of employee annual performance appraisals on or before anniversary dates.

Conduct 14 Plan, Do, Study, Act (PDSA) exercises for programs serving vulnerable populations.

Establish that less than 17% of mental health clients are re-hospitalized within 30 days.

Sustain equitable Behavioral Health access to services for new and existing clients by focusing on underserved County regions in proportion to the regions in which Medi-Cal recipients reside: Coast 14%, North 1%, Valley 50%, South 20%, and Other 5%.

Aid more than 70% of Primary Care Services diabetic patients to have Hemoglobin A1c levels of less than 9.

Help more than 64% of Primary Care services patients with hypertension to have systolic blood pressure measurements less than 140 mm Hg and diastolic blood pressure less than 90 mm Hg.

Collect 18,000 pounds of recyclables/solid waste from beaches, agricultural lands, and open spaces.

Ensure that 100% of urgent Public Guardian client's safety needs are addressed within five days of court appointment.

Encourage more than 37% of WIC infant beneficiaries to receive breastfeeding at 12 months.

Conduct ten (10) Quality Improvement Projects across the Department.

Aid at least 90% of teen girls enrolled in the postpone peer education training program to complete course.

Pending Issues

The Clinic Services Bureau had more than 41,000 patients assigned per month in FY 2022-23. Provider recruitment and retention is a concern for the healthcare industry. Losing providers presents challenges in providing timely patient care, maintaining quality of care, reducing staff burnout, and maintaining financial sustainability. Shortage of primary care providers in the region results in high demand of primary care providers, which creates competitive markets. Retaining and recruiting providers will remain a challenge in subsequent FYs. Review of provider compensation, ability to accommodate part-time employment, and alternative venues will be necessary to retain current providers and recruit new providers needed for patient care. Clinic Services is participating in the National Health Service Corp (NHSC) Loan Repayment Program as a new means to attract providers.

The Department of Health Care Services (DHCS) submitted State Plan Amendment 18-003 to the Center for Medicare and Medicaid Services. It included a few proposals pertinent to Federally Qualified Health Centers (FQHC), such as, adding marriage and family therapists (MFT) as a new FQHC billable provider, reducing minimum productivity standards used in the rate setting process, and an alternative payment method (APM) pilot program to reform payment and service delivery modules. The APM would replace the traditional Fee for Service, per visit payment model where payment is contingent on a face-to-face visit with a medical provider. DHCS

launched an APM pilot program on January 1, 2024, and Clinic Services is a participant. Additionally, DHCS approved Community Health Workers as new billable providers starting FY 2022-23. The Clinic Services FY 2023-24 Adopted Budget included new positions, which function as Community Health Workers and provide direct services to eligible beneficiaries.

The State launched the California Advancing and Innovating Medi-Cal (CalAIM) initiative in January of 2022. CalAIM seeks to move Medi-Cal to a population health approach, which prioritizes prevention and whole person care and provides supports beyond those available in traditional medical settings. CalAIM seeks to address social drivers of health and offer beneficiaries coordinated and equitable access to services. This will be achieved through various strategies and interventions, including Enhanced Care Management (ECM), which is provided to beneficiaries with the highest needs. Having participated in the Whole Person Care demonstration project, the Health Department transitioned to a provider of ECM services. The Health Department executed an agreement with the Central California Alliance for Health (CCAH), a managed care provider, effective January of 2022 and continues to accept client referrals from CCAH. The ECM program is administered by the Public Health Bureau. CalAIM was implemented in a three-phase approach, transitioning one population of focus at a time, which began in January 2022 with individuals and families experiencing homelessness, high-utilizer adults, and adults with severe mental illness and/or substance use disorders. The next population of focus was introduced on January 1, 2023, and it encompassed adults, children, and youth transitioning from incarceration, eligible for long-term-care, and at risk of institutionalization, as well as nursing facility residents wishing to transition to the community. The third and last population of focus was introduced on July 1, 2023, and it encompasses children and youth who are high-utilizers, with severe emotional disturbance (SED), enrolled in California Children Services (CCS) with needs beyond CCS, and a history of involvement with child welfare.

Due to the implementation of AB 85, approximately \$6 million in local health revenues in future years will be redirected to the State annually. In FY 2018-19, the Board approved a three-year plan that used a realignment fund balance to minimize the impact to services. Through prudent decision-making and management, the three-year plan has outperformed initial estimates, and consequently, the realignment fund balance continues to be used strategically to minimize impacts to services. If AB 85 redirection continues, the Department may face budgetary challenges in future years. AB 85 developments continue to be monitored.

In FY 2020-21, a second Request-for-Proposals for a new ambulance contract was released but no bids were received. The Emergency Medical Service Authority (EMSA) continues to explore options to ensure that its exclusive operating area is maintained, and that higher level of emergency medical services are delivered in a more equitable manner. A new Request-for-Proposals will be released in FY 2024-25.

Implementation of Salinas Valley Basin Groundwater Sustainability Agency (SBVGSA) Groundwater Sustainability Plan will require a review and update to Environmental Health's role in the permitting of drinking water, and agricultural well construction, destruction, and monitoring.

The work of the Animal Services Division and the City of Salinas toward the consolidation of animal services culminated with the establishment of a Joint Powers Agreement (JPA), which became

effective January 1, 2023, with the County of Monterey and the City of Salinas as the lead agencies. The Board of Directors of the newly formed JPA, with representation from the lead agencies, will continue to work on refining details of shelter operations and establishing cost and revenue sharing methodologies. Any resulting impacts to the Animal Services Division's budget from its membership in the JPA would be brought to the Board for consideration and approval. A new accounting structure has been established to account for and report on the financial activity of the JPA.

The enactment of Senate Bill (SB) 317, Competent to Stand Trial, has further increased referrals for services to the Public Conservator. Penal Code 1370 cases, as they are known, are the most complex and result in staff needing to have smaller assigned caseloads to better support these individuals who are deemed mentally incompetent with complex needs. Referrals come from many sources, including hospitals, courts, jails, adult protective services, etc., and the Public Conservator may not have sufficient capacity to meet increased demands for its services while assuring delivery of effective, quality conservator services to Monterey County's most vulnerable adult population. The Public Guardian Division will continue to monitor the increased workload, reassess needs and bring forth to the Board for consideration and approval request for additional resources.

SB 184 authorizes DHCS to transfer the Child Health and Disability Prevention (CHDP) functions to local Medi-Cal Managed Care Plans effective July 1, 2024, and eliminate CHDP allocations to counties in the FY 2024-25 budget. The Healthcare Program for Children in Foster Care (HCPCFC) will transition to a stand-alone program. The Health Department will continue to engage with DHCS and Central California Alliance for Health (CCAH) to prepare for these transitions.

Passage of Proposition 1, which will reform the behavioral health system, will have a significant impact on the Behavioral Health Bureau's budget. The proposition will go into effect in FY 2025-26; however, the fiscal impacts will be realized in FY 2026-27. The updated legislation will redirect an additional five (5) percent of receipts to the state. In addition, counties will be required to redirect funds from treatment to housing and other support services. The BHB will use the time between now and FY 2026-27 to plan and prepare for the upcoming changes and will report the financial impact when it can be accurately estimated.

The implementation of the Community Assistance, Recovery, and Empowerment program (Care Court) in December of 2024 will expand the ways in which individuals with untreated severe mental illness are referred for treatment to county behavioral health systems. Under this new program, families and other community members will be able to submit referrals for the court-ordered treatment. The treatment can last up to 12 months and counties are required to provide it. This will impact the Behavioral Health Bureau, due to the prescribed timelines and the need for periodic review hearings which means these cases may have to be prioritized over others, potentially stressing a system with chronic recruitment challenges and limited financial resources. Early adopting counties have indicated a minimal impact to their systems; however, it is too early to estimate the potential impact locally.

SB 43, approved by the Governor on October 10, 2023, expanded the definition of "gravely disabled" to include individuals who as a result of a severe substance use disorder or with co-occurring behavioral health disorder and severe substance use disorder are unable to provide for their personal safety or necessary medical care. Plainly, the provisions of this bill allow the appointment of a conservator for

individuals with conditions such as chronic alcoholism. Implementation of SB 43 is slated for January 1, 2026, and will likely increase the Public Guardian’s caseload. The Public Guardian has been and will continue to gather additional details on the bill to assess the potential impact and the additional resources that will be needed. A request for additional resources will be brought to the Board for consideration when needs have been identified.

Policy Considerations

The continued implementation of Short-Lived Climate Pollutants (Organics Recycling), SB 1383, will require the Environmental Health Bureau to develop Board approved resources and coordinative efforts among other key agencies and entities, which may increase notice of violations and potentially cost reimbursement in future fiscal years.

The Environmental Health Bureau will continue to submit annual fee adjustments of health permits and services for the Board’s consideration and approval. Such annual adjustments are needed to keep pace with the rising costs of providing services.

County and local municipality ordinances regulating the sale, manufacturing, and distribution of Adult-Use Marijuana will continue to have significant impacts on workloads and require collaboration with law enforcement to address illegal operations throughout the Monterey County. The Department will need a new, dedicated funding source to comply with local and State requirements for commercial, medical, and recreational cannabis use.

The COVID-19 health emergency exposed inadequate local systems and resources brought about by years of underinvestment in core Public Health functions, including communicable disease prevention and control, data surveillance, and the Public Health laboratory. As part of the response efforts, the Federal Government made one-time funding available for Public Health, which has helped prop up

temporary infrastructure. In FY 2022-23, the State Budget allocated \$200.4 million in Future of Public Health (FoPH) funding. FoPH is an ongoing funding source that is intended for investments in public health workforce and infrastructure. The Department’s annual allocation is \$2.5 million. Locally, the FoPH allocation allowed for a modest investment in public health workforce; however, further ongoing investments will be required to assure local health departments are adequately prepared and resourced to meet their communities’ needs and to respond to future health emergencies.

The Animal Services Division submitted augmentation requests for continuation of mobile spay/neuter clinics, which in the current fiscal year has provided spay/neuter surgeries for more than 670 feral cats and owned pets. Animal Services also submitted augmentation requests to replace the camera and security card systems, which are both original equipment and are beyond their useful life, and for two new positions, Animal Care Technician and Office Assistant I to help manage the existing workload.

The Behavioral Health and Clinic Services Bureaus secured grant funding for capital projects, \$20.1 million, \$11 million, and \$1.5 million, respectively, for a new Mental Health Rehabilitation Center (MHRC), Bridge Housing, and a new primary care clinic. Cost estimates for the MHRC and new health center projects exceed the grant funding secured. Due to the ongoing reforms to the behavioral health system, it is possible that additional grant funding for capital projects such as the MHRC could become available in Fiscal Year 2026 and if eligible, the Behavioral Health Bureau would submit a proposal. As the availability of additional grant funds is uncertain, the Department and its bureaus must develop a financing structure to fill the funding gaps to bring these much needed projects to completion to meet the need for 24-hour mental health rehabilitation services locally and for primary healthcare. Towards that end, the Department will collaborate with the County Administrative Office to identify viable options for financing and present them to the Board for consideration.

Appropriation Expenditure Detail

	Prior Year 2022-2023	Adopted Budget 2023-2024	CY Estimate 2023-2024	Requested Budget 2024-2025	Recommended Budget 2024-2025	Recommended Change from Adopted	Fund Code	Budget Unit Code
Clinic Services Administration (HEA007)	\$11,347,124	\$0	\$0	\$0	\$0	\$0	001	8096
Alisal Health Center (HEA007)	\$9,520,012	\$0	\$0	\$0	\$0	\$0	001	8097
Clinic Services NIDO clinic (HEA007)	\$1,796,227	\$0	\$0	\$0	\$0	\$0	001	8098
Laurel Family Practice (HEA007)	\$7,752,037	\$0	\$0	\$0	\$0	\$0	001	8099
Laurel Internal Medicine (HEA007)	\$5,312,129	\$0	\$0	\$0	\$0	\$0	001	8100
Laurel Pediatrics (HEA007)	\$6,983,674	\$0	\$0	\$0	\$0	\$0	001	8101
Marina Health Center (HEA007)	\$2,247,603	\$0	\$0	\$0	\$0	\$0	001	8103
Seaside Family Health Center (HEA007)	\$9,357,625	\$0	\$0	\$0	\$0	\$0	001	8105
Ambulance Service (HEA010)	\$2,074,170	\$2,337,495	\$2,141,571	\$2,460,501	\$2,460,501	\$123,006	092	8108
EMS Operating (HEA006)	\$429,630	\$247,131	\$458,315	\$330,670	\$312,535	\$65,404	001	8109
Uncompensated Care (HEA009)	\$2,337,154	\$708,900	\$774,414	\$636,831	\$636,831	\$(72,069)	016	8111
Consumer Health Protection Services (HEA005)	\$3,748,039	\$4,821,612	\$3,928,393	\$4,397,127	\$4,364,233	\$(457,379)	001	8112

Appropriation Expenditure Detail

	Prior Year 2022-2023	Adopted Budget 2023-2024	CY Estimate 2023-2024	Requested Budget 2024-2025	Recommended Budget 2024-2025	Recommended Change from Adopted	Fund Code	Budget Unit Code
Recycling and Resource Recovery Services (HEA005)	\$998,668	\$1,084,555	\$1,138,851	\$1,175,761	\$1,168,065	\$83,510	001	8113
Housing Services (HEA005)	\$0	\$0	\$0	\$752,538	\$752,538	\$752,538	001	8114
Land Use (HEA005)	\$964,402	\$1,077,038	\$946,990	\$1,095,689	\$1,088,079	\$11,041	001	8115
Hazardous Materials & Solid Waste Management (HEA005)	\$3,038,165	\$3,844,279	\$3,044,419	\$3,803,635	\$3,773,984	\$(70,295)	001	8116
Environmental Health Fiscal and Administration (HEA005)	\$298,561	\$(264,056)	\$496,752	\$68,047	\$52,263	\$316,319	001	8117
Public Guardian/Administrator/Conservator (HEA008)	\$2,919,573	\$3,267,589	\$3,267,588	\$3,225,519	\$3,203,385	\$(64,204)	001	8118
Children's Medical Services (HEA004)	\$4,558,622	\$5,245,728	\$5,030,667	\$5,227,690	\$5,180,727	\$(65,001)	001	8121
Community Health Regional Teams (HEA003)	\$1,881,428	\$2,376,812	\$2,207,146	\$944,686	\$926,413	\$(1,450,399)	001	8123
Public Health (HEA003)	\$26,825,335	\$43,796,222	\$33,540,456	\$35,564,106	\$34,801,028	\$(8,995,194)	001	8124
Drinking Water Protection (HEA005)	\$1,849,881	\$2,469,032	\$2,135,820	\$2,194,581	\$2,176,585	\$(292,447)	001	8272
Behavioral Health (HEA002)	\$0	\$333,102	\$0	\$0	\$0	\$(333,102)	023	8410
Behavioral Health (HEA012)	\$147,060,976	\$162,221,338	\$166,512,614	\$169,594,433	\$168,769,951	\$6,548,613	023	8410
Behavioral Health (HEA015)	\$18,888,043	\$29,305,772	\$21,677,791	\$30,888,954	\$30,888,954	\$1,583,182	022	8410
Behavioral Health (HEA016)	\$10,000,000	\$10,301,721	\$10,301,721	\$12,939,238	\$12,939,238	\$2,637,517	025	8410
Health Realignment (HEA013)	\$12,551,805	\$19,379,367	\$19,379,367	\$19,441,219	\$19,441,219	\$61,852	025	8424
Health Dept. Administration (HEA014)	\$5,262,618	\$6,719,261	\$5,445,386	\$2,117,738	\$1,986,419	\$(4,732,842)	001	8438
Animal Services (HEA001)	\$4,298,646	\$5,188,601	\$5,149,039	\$6,570,797	\$6,142,768	\$954,167	001	8442
Animal Services (HEA005)	\$0	\$108,000	\$0	\$0	\$0	\$(108,000)	001	8442
Bienestar Salinas (HEA007)	\$109,223	\$0	\$0	\$0	\$0	\$0	001	8446
Marina Integrative Clinic (HEA007)	\$138,352	\$0	\$0	\$0	\$0	\$0	001	8447
Laurel Vista (HEA007)	\$931,381	\$0	\$0	\$0	\$0	\$0	001	8448
Clinic Services Quality Improvement (HEA007)	\$1,238,525	\$0	\$0	\$0	\$0	\$0	001	8449
Customer Service Center (HEA007)	\$1,529,465	\$0	\$0	\$0	\$0	\$0	001	8450
Whole Person Care (HEA017)	\$757,593	\$3,825,000	\$3,550,000	\$1,889,000	\$1,889,000	\$(1,936,000)	023	8473
CS Administration (HEA007)	\$0	\$16,377,804	\$15,775,066	\$18,042,979	\$17,989,474	\$1,611,670	001	8591
FQHC Clinics (HEA007)	\$0	\$46,708,236	\$50,017,121	\$56,792,013	\$56,332,233	\$9,623,997	001	8592
Office of Equity (HEA014)	\$0	\$0	\$0	\$6,037,905	\$6,037,905	\$6,037,905	001	8600
Subtotal	\$309,006,686	\$371,480,539	\$356,919,487	\$386,191,657	\$383,314,328	\$11,833,789		

Budget Units

	Prior Year 2022-2023	Adopted Budget 2023-2024	CY Estimate 2023-2024	Requested Budget 2024-2025	Recommended Budget 2024-2025	Recommended Change from Adopted
Clinic Services Administration	\$11,347,124	—	—	—	—	—
Alisal Health Center	\$9,520,012	—	—	—	—	—
Clinic Services NIDO clinic	\$1,796,227	—	—	—	—	—
Laurel Family Practice	\$7,752,037	—	—	—	—	—
Laurel Internal Medicine	\$5,312,129	—	—	—	—	—
Laurel Pediatrics	\$6,983,674	—	—	—	—	—
Marina Health Center	\$2,247,603	—	—	—	—	—
Seaside Family Health Center	\$9,357,625	—	—	—	—	—

Budget Units

	Prior Year 2022-2023	Adopted Budget 2023-2024	CY Estimate 2023-2024	Requested Budget 2024-2025	Recommended Budget 2024-2025	Recommended Change from Adopted
Ambulance Service	\$2,074,170	\$2,337,495	\$2,141,571	\$2,460,501	\$2,460,501	\$123,006
EMS Operating	\$429,630	\$247,131	\$458,315	\$330,670	\$312,535	\$65,404
Uncompensated Care	\$2,337,154	\$708,900	\$774,414	\$636,831	\$636,831	\$(72,069)
Consumer Health Protection Services	\$3,748,039	\$4,821,612	\$3,928,393	\$4,397,127	\$4,364,233	\$(457,379)
Recycling and Resource Recovery Services	\$998,668	\$1,084,555	\$1,138,851	\$1,175,761	\$1,168,065	\$83,510
Housing Services	—	—	—	\$752,538	\$752,538	\$752,538
Land Use	\$964,402	\$1,077,038	\$946,990	\$1,095,689	\$1,088,079	\$11,041
Hazardous Materials & Solid Waste Management	\$3,038,165	\$3,844,279	\$3,044,419	\$3,803,635	\$3,773,984	\$(70,295)
Environmental Health Fiscal and Administration	\$298,561	\$(264,056)	\$496,752	\$68,047	\$52,263	\$316,319
Public Guardian/Administrator/Conservator	\$2,919,573	\$3,267,589	\$3,267,588	\$3,225,519	\$3,203,385	\$(64,204)
Children's Medical Services	\$4,558,622	\$5,245,728	\$5,030,667	\$5,227,690	\$5,180,727	\$(65,001)
Community Health Regional Teams	\$1,881,428	\$2,376,812	\$2,207,146	\$944,686	\$926,413	\$(1,450,399)
Public Health	\$26,825,335	\$43,796,222	\$33,540,456	\$35,564,106	\$34,801,028	\$(8,995,194)
Drinking Water Protection	\$1,849,881	\$2,469,032	\$2,135,820	\$2,194,581	\$2,176,585	\$(292,447)
Behavioral Health	\$175,949,018	\$202,161,933	\$198,492,126	\$213,422,625	\$212,598,143	\$10,436,210
Health Realignment	\$12,551,805	\$19,379,367	\$19,379,367	\$19,441,219	\$19,441,219	\$61,852
Health Dept. Administration	\$5,262,618	\$6,719,261	\$5,445,386	\$2,117,738	\$1,986,419	\$(4,732,842)
Animal Services	\$4,298,646	\$5,296,601	\$5,149,039	\$6,570,797	\$6,142,768	\$846,167
Bienestar Salinas	\$109,223	—	—	—	—	—
Marina Integrative Clinic	\$138,352	—	—	—	—	—
Laurel Vista	\$931,381	—	—	—	—	—
Clinic Services Quality Improvement	\$1,238,525	—	—	—	—	—
Customer Service Center	\$1,529,465	—	—	—	—	—
Whole Person Care	\$757,593	\$3,825,000	\$3,550,000	\$1,889,000	\$1,889,000	\$(1,936,000)
CS Administration	—	\$16,377,804	\$15,775,066	\$18,042,979	\$17,989,474	\$1,611,670
FQHC Clinics	—	\$46,708,236	\$50,017,121	\$56,792,013	\$56,332,233	\$9,623,997
Office of Equity	—	—	—	\$6,037,905	\$6,037,905	\$6,037,905
Subtotal	\$309,006,686	\$371,480,539	\$356,919,487	\$386,191,657	\$383,314,328	\$11,833,789

Adopted FY 2023-24 to Recommended FY 2024-25 Positions

Classification Code	Classification Label	Adopted Budget 2022-2023	Adopted Budget 2023-2024	Recommended Budget 2024-2025	Change
11A09	DIRECTOR HEALTH SERVICES	1.00	1.00	1.00	0.00
12C05	ASSISTANT DIRECTOR OF HEALTH SERVICES	1.00	1.00	1.00	0.00
12E04	BUREAU CHIEF	5.00	5.00	5.00	0.00
14A10	PROJECT MANAGER I	1.00	1.00	1.00	0.00
14A11	PROJECT MANAGER II	0.00	0.00	1.00	1.00
14B21	ASSOCIATE PERSONNEL ANALYST	6.00	6.00	8.00	2.00
14B32	SENIOR PERSONNEL ANALYST	3.00	3.00	4.00	1.00
14B66	DEPARTMENTAL HR MANAGER	1.00	1.00	1.00	0.00
14C30	MANAGEMENT ANALYST II	19.50	24.50	27.50	3.00
14C31	MANAGEMENT ANALYST III	14.00	16.00	16.00	0.00
14C48	PUBLIC HEALTH PROGRAM MANAGER II	3.00	3.00	3.00	0.00
14C70	ADMINISTRATIVE SERVICES ASSISTANT	1.00	1.00	1.00	0.00
14C80	PUBLIC HEALTH PROGRAM MANAGER I	2.00	2.00	2.00	0.00

Adopted FY 2023-24 to Recommended FY 2024-25 Positions

Classification Code	Classification Label	Adopted Budget 2022-2023	Adopted Budget 2023-2024	Recommended Budget 2024-2025	Change
14G02	MANAGEMENT ANALYST I	4.00	4.00	4.00	0.00
14H03	PERSONNEL TECHNICIAN- CONFIDENTIAL	6.00	6.00	6.00	0.00
14H24	EDUCATOR AND VOLUNTEER COORDINATOR	1.00	1.00	2.00	1.00
14H66	OUTPATIENT SERVICES DIRECTOR	1.00	1.00	1.00	0.00
14K41	BEHAVIORAL HEALTH SERVICES MANAGER II	16.00	16.00	16.00	0.00
14K44	ASSISTANT BUREAU CHIEF	3.00	4.00	4.00	0.00
14K61	ENVIRONMENTAL HEALTH PROGRAM MANAGER	1.00	1.00	1.00	0.00
14N05	ADMINISTRATIVE OPERATIONS MANAGER	0.00	0.00	1.00	1.00
14N06	OPERATIONS MANAGER	2.00	2.00	2.00	0.00
14N10	OUTPATIENT SERVICES MANAGER I	4.00	4.00	4.00	0.00
14N11	OUTPATIENT SERVICES MANAGER II	4.00	4.00	4.00	0.00
16C87	BUSINESS TECHNOLOGY ANALYST II	2.00	2.00	3.00	1.00
16C88	BUSINESS TECHNOLOGY ANALYST III	2.00	2.00	2.00	0.00
16C93	BUSINESS TECHNOLOGY ANALYST IV	3.00	3.00	2.00	(1.00)
16F41	DEPARTMENTAL INFORMATION SYSTEMS MANAGER II	1.00	1.00	1.00	0.00
20B10	ACCOUNTANT I	3.00	3.00	3.00	0.00
20B11	ACCOUNTANT II	8.00	9.00	9.00	0.00
20B12	ACCOUNTANT III	7.00	8.00	8.00	0.00
20B93	FINANCE MANAGER II	4.00	4.00	4.00	0.00
20B94	FINANCE MANAGER III	1.00	1.00	1.00	0.00
20B95	FINANCE MANAGER I	2.00	1.00	1.00	0.00
25G21	CA CHILDRENS SERVICES CASE WORKER II	3.00	3.00	3.00	0.00
30J01	ENVIRONMENTAL HEALTH TECHNICIAN	0.00	1.00	1.00	0.00
30J21	ENVIRONMENTAL HEALTH SPECIALIST II	27.00	25.00	25.00	0.00
30J31	ENVIRONMENTAL HEALTH SPECIALIST III	17.00	17.00	17.00	0.00
30J81	RECYCLING/RESOURCE RECOVERY SPECIALIST	2.00	2.00	2.00	0.00
30J84	ENVIRONMENTAL HEALTH SPECIALIST IV	8.00	8.00	8.00	0.00
34C01	ANIMAL CONTROL OFFICER	5.00	5.00	5.00	0.00
34C02	SENIOR ANIMAL CONTROL OFFICER	1.00	1.00	1.00	0.00
34C11	ANIMAL SERVICES SUPERVISOR	2.00	2.00	2.00	0.00
34H24	DEPUTY PUBLIC ADMINISTRATOR/ GUARDIAN/CONSERVATOR I	2.50	2.50	2.50	0.00
34H34	DEPUTY PUBLIC ADMINISTRATOR/ GUARDIAN/CONSERVATOR II	4.00	4.00	5.00	1.00
43B02	WATER QUALITY SPECIALIST	1.00	1.00	1.00	0.00
43J04	DEPARTMENTAL INFORMATION SYSTEMS SPECIALIST	9.00	10.00	11.00	1.00
43J05	DEPARTMENTAL INFORMATION SYSTEMS COORDINATOR	6.00	7.00	8.00	1.00
43J09	SENIOR DEPARTMENTAL INFORMATION SYSTEMS COORDINATOR	2.00	2.00	2.00	0.00

Adopted FY 2023-24 to Recommended FY 2024-25 Positions

Classification Code	Classification Label	Adopted Budget 2022-2023	Adopted Budget 2023-2024	Recommended Budget 2024-2025	Change
43J15	SUPERVISING DEPARTMENTAL INFORMATION SYSTEMS COORDINATOR	2.00	2.00	2.00	0.00
50B12	EMERGENCY MEDICAL SERVICES ANALYST	4.00	4.00	4.00	0.00
50C22	PUBLIC HEALTH MICROBIOLOGIST II	3.00	3.00	3.00	0.00
50C23	SENIOR PUBLIC HEALTH MICROBIOLOGIST	1.00	1.00	1.00	0.00
50C70	ASSISTANT DIRECTOR - PUBLIC HEALTH LABORATORY	1.00	1.00	1.00	0.00
50C80	DIRECTOR PUBLIC HEALTH LABORATORY	1.00	1.00	1.00	0.00
50C81	PUBLIC HEALTH CHEMIST	1.00	1.00	1.00	0.00
50E23	LABORATORY ASSISTANT	3.00	3.00	3.00	0.00
50F20	OCCUPATIONAL THERAPIST	1.00	1.00	1.00	0.00
50F23	OCCUPATIONAL THERAPIST- PHYSICALLY HANDICAPPED CHILDREN	3.40	3.40	3.40	0.00
50G23	PHYSICAL THERAPIST-PHYSICALLY HANDICAPPED CHILDREN	3.65	3.65	3.65	0.00
50G25	SENIOR THERAPIST-PHYSICALLY HANDICAPPED CHILDREN	0.80	1.80	1.80	0.00
50G31	SUPERVISING THERAPIST-MED THER PROG	1.00	1.00	1.00	0.00
50J01	CHRONIC DISEASE PREVENTION SPECIALIST I	24.00	24.00	24.00	0.00
50J11	CHRONIC DISEASE PREVENTION SPECIALIST II	10.00	13.00	15.00	2.00
50J21	CHRONIC DISEASE PREVENTION COORDINATOR	14.00	16.00	18.00	2.00
50K18	HEALTH PROGRAM COORDINATOR	6.00	5.00	7.00	2.00
50K19	HEALTH EDUCATION ASSISTANT	7.00	14.00	13.00	(1.00)
50K22	HEALTH EDUCATOR	1.00	0.00	0.00	0.00
50K23	SENIOR HEALTH EDUCATOR	2.00	1.00	1.00	0.00
50L22	PUBLIC HEALTH NUTRITIONIST II	3.00	4.00	4.00	0.00
50L80	SUPERVISING PUBLIC HEALTH NUTRITIONIST	3.00	3.00	3.00	0.00
50M21	REGISTERED VETERINARY TECHNICIAN	1.00	1.50	1.50	0.00
50M80	VETERINARIAN	1.00	1.50	1.50	0.00
50N11	PUBLIC HEALTH EPIDEMIOLOGIST II	4.00	5.00	5.00	0.00
50N22	SUPERVISING PUBLIC HEALTH EPIDEMIOLOGIST	2.00	2.00	2.00	0.00
50T01	MEDICAL RECORD TECHNICIAN I	1.00	2.00	2.00	0.00
50U16	BEHAVIORAL HEALTH AIDE	25.10	25.10	26.10	1.00
50U42	MEDICAL ASSISTANT	168.00	176.00	170.00	(6.00)
52A21	CLINIC NURSE	1.00	1.00	1.00	0.00
52A22	SENIOR CLINIC NURSE	10.00	9.00	9.00	0.00
52A83	SUPERVISING CLINIC NURSE	0.00	1.00	1.00	0.00
52A94	PSYCHIATRIC NURSE PRACTITIONER	3.00	3.00	2.00	(1.00)
52A97	CLINIC NURSE PRACTITIONER	9.00	9.00	9.00	0.00
52E01	PUBLIC HEALTH LICENSED VOCATIONAL NURSE	21.00	21.00	17.00	(4.00)
52E20	DIRECTOR OF PUBLIC HEALTH NURSING	1.00	1.00	1.00	0.00
52E22	PUBLIC HEALTH NURSE II	23.00	26.00	26.00	0.00
52E23	PUBLIC HEALTH NURSE III	3.00	3.00	3.00	0.00

Adopted FY 2023-24 to Recommended FY 2024-25 Positions

Classification Code	Classification Label	Adopted Budget 2022-2023	Adopted Budget 2023-2024	Recommended Budget 2024-2025	Change
52E80	SUPERVISING PUBLIC HEALTH NURSE	9.75	9.75	9.75	0.00
54B04	GENERAL INTERNIST	2.00	2.00	2.00	0.00
54B12	CONTRACT PHYSICIAN	44.60	45.60	46.60	1.00
54B13	CLINIC SERVICES MEDICAL DIRECTOR	1.00	1.00	1.00	0.00
54B90	CLINIC PHYSICIAN II	5.00	4.00	3.00	(1.00)
54C03	CLINIC PHYSICIAN ASSISTANT	9.00	9.00	9.00	0.00
54C05	PSYCHIATRIC PHYSICIAN ASSISTANT	2.00	2.00	1.00	(1.00)
60A21	CLINICAL PSYCHOLOGIST	12.50	12.00	10.00	(2.00)
60B21	PSYCHIATRIC SOCIAL WORKER II	198.00	186.00	168.00	(18.00)
60B23	BEHAVIORAL HEALTH UNIT SUPERVISOR	35.00	35.00	35.00	0.00
60B25	SENIOR PSYCHIATRIC SOCIAL WORKER	26.00	36.00	39.00	3.00
60C21	SOCIAL WORKER II	1.00	1.00	1.00	0.00
60C22	SOCIAL WORKER III	55.00	60.00	68.00	8.00
60C80	SOCIAL WORK SUPERVISOR I	1.00	1.00	1.00	0.00
60I10	DEPUTY DIRECTOR BEHAVIORAL HEALTH	5.00	4.00	4.00	0.00
60L01	PATIENT RIGHTS ADVOCATE	1.00	1.00	1.00	0.00
60P21	COMMUNITY SERVICE AIDE II	26.00	27.00	11.00	(16.00)
60P22	COMMUNITY SERVICE AIDE III	5.00	7.00	14.00	7.00
60P23	COMMUNITY SERVICE AIDE IV	3.00	4.00	4.00	0.00
60V11	BEHAVIORAL HEALTH GROUP COUNSELOR II	1.00	0.00	0.00	0.00
70B03	ANIMAL CARE TECHNICIAN II	7.00	7.00	7.00	0.00
70B04	SENIOR ANIMAL CARE TECHNICIAN	1.00	1.00	1.00	0.00
72A23	BUILDING MAINTENANCE WORKER	1.00	1.00	1.00	0.00
72A81	BUILDING MAINTENANCE SUPERVISOR	0.00	1.00	1.00	0.00
80A31	SECRETARY	1.00	1.00	1.00	0.00
80A32	SENIOR SECRETARY	4.00	4.00	5.00	1.00
80A99	ADMINISTRATIVE SECRETARY- CONFIDENTIAL	1.00	1.00	1.00	0.00
80E01	OFFICE ASSISTANT I	2.00	2.00	2.00	0.00
80E21	OFFICE ASSISTANT II	11.00	11.00	11.00	0.00
80E22	OFFICE ASSISTANT III	20.00	24.00	23.00	(1.00)
80E80	PRINCIPAL OFFICE ASSISTANT	5.00	5.00	6.00	1.00
80E82	SUPERVISING OFFICE ASSISTANT II	1.00	1.00	1.00	0.00
80E93	SUPERVISING VITAL RECORDS SPECIALIST	1.00	1.00	1.00	0.00
80J20	ACCOUNTING CLERICAL SUPERVISOR	0.00	1.00	1.00	0.00
80J22	SENIOR ACCOUNT CLERK	6.00	6.00	5.00	(1.00)
80J30	ACCOUNTING TECHNICIAN	9.00	12.00	13.00	1.00
80K20	CLINIC OFFICE SUPERVISOR	0.00	0.00	0.00	0.00
80K25	CLINIC OPERATIONS SUPERVISOR	8.00	11.00	13.00	2.00
80L02	PATIENT SERVICES REPRESENTATIVE II	76.00	81.00	87.00	6.00
80L03	SENIOR PATIENT SERVICES REPRESENTATIVE	1.00	1.00	1.00	0.00
80L04	SUPERVISING PATIENT SERVICES REPRESENTATIVE	5.00	5.00	5.00	0.00

Adopted FY 2023-24 to Recommended FY 2024-25 Positions

Classification Code	Classification Label	Adopted Budget 2022-2023	Adopted Budget 2023-2024	Recommended Budget 2024-2025	Change
80M02	PATIENT ACCOUNT REPRESENTATIVE II	17.00	16.00	16.00	0.00
80M03	SENIOR PATIENT ACCOUNT REPRESENTATIVE	1.00	2.00	2.00	0.00
80M04	SUPERVISING PATIENT ACCOUNT REPRESENTATIVE	2.00	2.00	2.00	0.00
80U21	TELEPHONE OPERATOR	1.00	1.00	1.00	0.00
Total		1,214.80	1,271.30	1,268.30	(3.00)

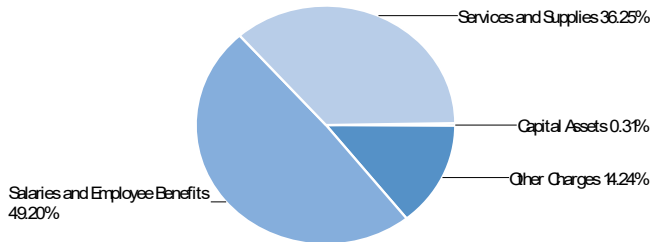
Augmentation Request(s)

Dept	Budget Request Code	Budget Request Name	Ranking Type Name	Net Request	Requested FTE	Recommended Total	Recommended FTE
4000	4000-8118-001-AUG1	AUG MAII	Request New Position	\$-	1.00		1.00
4000	4000-8124-001-AUG1	ARPAPR - CPTED Baseline	Status Quo Other	\$77,973	-	\$77,973	-
4000	4000-8124-001-AUG2	ARPAPR - CPTED Rollover	Status Quo Other	\$150,000	-	\$150,000	-
4000	4000-8124-001-AUG8	JUUL - Vaping Prevention, Education and Cessation	New Program/Service w/ Outside Funding	\$496,000	-		-
4000	4000-8442-001-AUG1	AUG ACT II	Request New Position	\$60,376	1.00		1.00
4000	4000-8442-001-AUG2	AUG OAI	Request New Position	\$48,678	1.00		1.00
4000	4000-8442-001-AUG3	AUG EVC	Request New Position	\$-	1.00		1.00
4000	4000-8442-001-AUG4	AUG Mobile Clinics	New Program/Service w/ General Fund Funding	\$192,000	-	\$192,000	-
4000	4000-8442-001-AUG5	AUG Camera System	Capital Improvements	\$26,979	-		-
4000	4000-8442-001-AUG6	AUG Key Access System	Capital Improvements	\$40,966	-		-
4000	4000-8442-001-AUG7	AUG Potable Water Tank	Capital Improvements	\$25,445	-		-
4000	4000-8442-001-AUG8	AUG Grant Program	New Program/Service w/ General Fund Funding	\$30,000	-	\$30,000	-
4000	4000-8591-001-AUG1	AUG-Management Analyst II	Request New Position	\$-	1.00		1.00
4000	4000-8591-001-AUG3	AUG-Administrative Operations Manager	Request New Position	\$-	1.00		1.00
4000	4000-8591-001-AUG4	AUG-Clinic Operations Supervisor	Request New Position	\$-	1.00		1.00
Grand Total				\$1,148,417	7.00	\$449,973	7.00

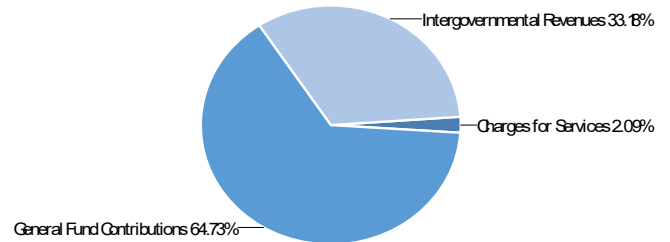
CS Administration

(Budget Unit 8591—Fund 001—Appropriation Unit HEA007)

Use of Funds



Source of Funds



Use of Funds

Expenditures	Prior Year 2022-2023	Adopted Budget 2023-2024	CY Estimate 2023-2024	Requested Budget 2024-2025	Recommended Budget 2024-2025	Recommended Change from Adopted
Salaries and Employee Benefits	—	\$7,210,577	\$7,168,444	\$8,904,115	\$8,850,610	\$1,640,033
Services and Supplies	—	\$5,450,484	\$4,558,437	\$6,520,624	\$6,520,624	\$1,070,140
Other Charges	—	\$3,647,477	\$3,652,929	\$2,561,684	\$2,561,684	\$(1,085,793)
Capital Assets	—	\$69,266	\$395,256	\$56,556	\$56,556	\$(12,710)
Subtotal	—	\$16,377,804	\$15,775,066	\$18,042,979	\$17,989,474	\$1,611,670

Source of Funds

Revenues	Prior Year 2022-2023	Adopted Budget 2023-2024	CY Estimate 2023-2024	Requested Budget 2024-2025	Recommended Budget 2024-2025	Recommended Change from Adopted
Intergovernmental Revenues	—	\$3,177,904	\$5,216,070	\$5,968,072	\$5,968,072	\$2,790,168
Charges for Services	—	\$3,897,300	\$725,245	\$376,173	\$376,173	\$(3,521,127)
Subtotal	—	\$7,075,204	\$5,941,315	\$6,344,245	\$6,344,245	\$(730,959)
General Fund Contributions	—	\$9,302,600	\$9,833,751	\$11,698,734	\$11,645,229	\$2,342,629
Total Source of Funds	—	\$16,377,804	\$15,775,066	\$18,042,979	\$17,989,474	\$1,611,670

Unit Description

The Clinic Services Administration Unit centralizes all administrative functions necessary for the efficient management of the County-operated Federally Qualified Health Centers (FQHC) clinics, and to maintain and expand FQHC status. The functions encompassed are administration, finance, quality improvement, and the customer service center. Administration provides leadership, administrative support, service delivery and strategic planning, contracting, and provider credentialing. Finance is responsible for fiscal reporting and oversight, and for all medical payor and patient billing, and processes applications for the sliding fee discount program for individuals who are at or below the 200% Federal Poverty Level Income guideline, in compliance with FQHC regulations. Quality Improvement conducts quality monitoring, reviews performance data, identifies areas of improvement, monitors performance efforts, implements policies and procedures, and develops and provides staff training. In addition, the quality improvement team develops and implements standards for workflows and medical record documentation into the Electronic Medical Record (EMR) system and provides information technology support/maintenance of the EMR and database functions necessary to

meet standards of practice and regulatory quality improvement programs required by federal, State, and local agencies. The Customer Service Center is the first point of contact for Clinic Services patients, and is responsible for scheduling appointments, answering patients' questions, and documenting information requests. The Center provides dedicated customer-focused services to all clinics and their customers.

Recommended FY 2024-25 Positions

Classification Code	Classification Label	FTE
12E04	BUREAU CHIEF	1.00
14C30	MANAGEMENT ANALYST II	3.00
14C31	MANAGEMENT ANALYST III	3.00
14G02	MANAGEMENT ANALYST I	2.00
14H66	OUTPATIENT SERVICES DIRECTOR	1.00
14K44	ASSISTANT BUREAU CHIEF	1.00

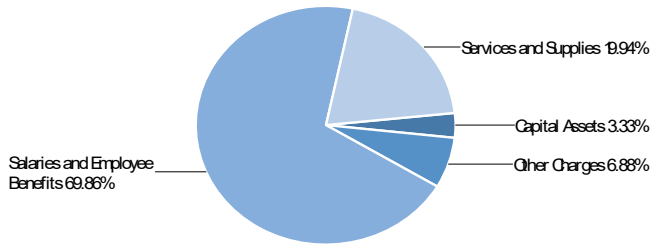
Recommended FY 2024-25 Positions

Classification Code	Classification Label	FTE
14N05	ADMINISTRATIVE OPERATIONS MANAGER	1.00
20B11	ACCOUNTANT II	2.00
20B12	ACCOUNTANT III	1.00
20B93	FINANCE MANAGER II	1.00
43J04	DEPARTMENTAL INFORMATION SYSTEMS SPECIALIST	1.00
43J05	DEPARTMENTAL INFORMATION SYSTEMS COORDINATOR	1.00
50K19	HEALTH EDUCATION ASSISTANT	8.00
50U42	MEDICAL ASSISTANT	3.00
52A83	SUPERVISING CLINIC NURSE	1.00
54B13	CLINIC SERVICES MEDICAL DIRECTOR	1.00
80A32	SENIOR SECRETARY	1.00
80E22	OFFICE ASSISTANT III	2.00
80J22	SENIOR ACCOUNT CLERK	1.00
80J30	ACCOUNTING TECHNICIAN	2.00
80K25	CLINIC OPERATIONS SUPERVISOR	1.00
80L02	PATIENT SERVICES REPRESENTATIVE II	15.00
80L04	SUPERVISING PATIENT SERVICES REPRESENTATIVE	1.00
80M02	PATIENT FINANCIAL SERVICES SPECIALIST II	12.00
80M03	SENIOR PATIENT FINANCIAL SERVICES SPECIALIST	1.00
80M04	SUPERVISING PATIENT FINANCIAL SERVICES SPECIALIST	1.00
Total		68.00

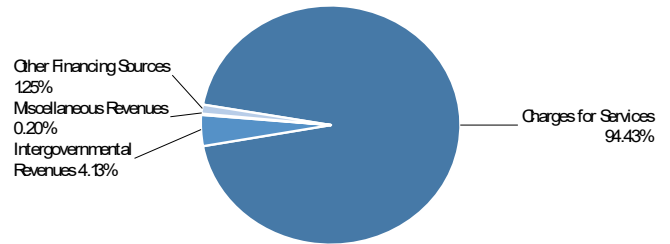
FQHC Clinics

(Budget Unit 8592—Fund 001—Appropriation Unit HEA007)

Use of Funds



Source of Funds



Use of Funds

Expenditures	Prior Year 2022-2023	Adopted Budget 2023-2024	CY Estimate 2023-2024	Requested Budget 2024-2025	Recommended Budget 2024-2025	Recommended Change from Adopted
Salaries and Employee Benefits	—	\$32,218,976	\$33,856,009	\$39,811,315	\$39,351,535	\$7,132,559
Services and Supplies	—	\$8,999,659	\$9,293,050	\$11,230,672	\$11,230,672	\$2,231,013
Other Charges	—	\$3,626,642	\$4,790,465	\$3,875,161	\$3,875,161	\$248,519
Capital Assets	—	\$1,862,959	\$2,077,597	\$1,874,865	\$1,874,865	\$11,906
Subtotal	—	\$46,708,236	\$50,017,121	\$56,792,013	\$56,332,233	\$9,623,997

Source of Funds

Revenues	Prior Year 2022-2023	Adopted Budget 2023-2024	CY Estimate 2023-2024	Requested Budget 2024-2025	Recommended Budget 2024-2025	Recommended Change from Adopted
Revenue from Use of Money & Property	—	\$15,490	\$15,492	\$15,492	\$15,492	\$2
Intergovernmental Revenues	—	\$894,630	\$2,947,686	\$2,488,144	\$2,488,144	\$1,593,514
Charges for Services	—	\$44,889,945	\$42,498,888	\$56,880,533	\$56,880,533	\$11,990,588
Miscellaneous Revenues	—	\$75,000	\$108,189	\$119,250	\$119,250	\$44,250
Other Financing Sources	—	\$623,895	\$625,000	\$750,000	\$750,000	\$126,105
Subtotal	—	\$46,498,960	\$46,195,255	\$60,253,419	\$60,253,419	\$13,754,459
General Fund Contributions	—	\$209,276	\$3,821,866	\$(3,461,406)	\$(3,921,186)	\$(4,130,462)
Total Source of Funds	—	\$46,708,236	\$50,017,121	\$56,792,013	\$56,332,233	\$9,623,997

Unit Description

The Federally Qualified Health Centers (FQHC) Unit encompasses all the county-operated clinics. The Alisal Health Center, Laurel Family Practice, Laurel Internal Medicine, Laurel Pediatrics, Laurel Vista, and NIDO clinics are located in Salinas and provide primary and preventive care, obstetric and gynecological care and procedures, behavioral health, internal medicine, comprehensive perinatal and postpartum education, and pediatric primary and preventive care, and mental health services. Additionally, the Laurel Family Practice and Laurel Pediatrics clinics also serve as collaborative training sites for 30 Natividad family practice residents, and the NIDO clinic specializes in serving adults with a compromised immune system and

other infectious diseases such as HIV/AIDS, tuberculosis, and sexually transmitted infections and more. The Marina Health Center is in Marina, and it offers primary care and preventive services. The Seaside Family Health Center is located in Seaside and serves the Monterey Peninsula providing comprehensive primary care, preventative health services, including obstetric and gynecological care, pediatrics, mental health, and internal medicine. The Clinic offers services in a group visit setting for diabetic management and offers behavioral health services to those with mild to moderate mental health conditions. The Bienestar Clinic in Salinas and the Marina Integrated Clinic in Marina are operated in partnership with the Behavioral Health and provide primary care services to individuals with severe mental illness.

Recommended FY 2024-25 Positions

Classification Code	Classification Label	FTE
14N10	OUTPATIENT SERVICES MANAGER I	4.00
14N11	OUTPATIENT SERVICES MANAGER II	4.00
43J04	DEPARTMENTAL INFORMATION SYSTEMS SPECIALIST	5.00
50K19	HEALTH EDUCATION ASSISTANT	5.00
50U42	MEDICAL ASSISTANT	143.00
52A21	CLINIC NURSE	1.00
52A22	SENIOR CLINIC NURSE	9.00
52A97	CLINIC NURSE PRACTITIONER	8.00
54B04	GENERAL INTERNIST	2.00
54B12	CONTRACT PHYSICIAN	28.00
54B90	CLINIC PHYSICIAN II	3.00

Recommended FY 2024-25 Positions

Classification Code	Classification Label	FTE
54C03	CLINIC PHYSICIAN ASSISTANT	9.00
54C05	PSYCHIATRIC PHYSICIAN ASSISTANT	1.00
60B21	PSYCHIATRIC SOCIAL WORKER II	4.00
60B25	SENIOR PSYCHIATRIC SOCIAL WORKER	1.00
60C22	SOCIAL WORKER III	4.00
80K25	CLINIC OPERATIONS SUPERVISOR	9.00
80L02	PATIENT SERVICES REPRESENTATIVE II	50.00
80L04	SUPERVISING PATIENT SERVICES REPRESENTATIVE	1.00
Total		291.00

Clinic Services Administration

(Budget Unit 8096—Fund 001—Appropriation Unit HEA007)

Use of Funds	Source of Funds
Intentionally Left Blank	Intentionally Left Blank

Use of Funds	Prior Year 2022-2023	Adopted Budget 2023-2024	CY Estimate 2023-2024	Requested Budget 2024-2025	Recommended Budget 2024-2025	Recommended Change from Adopted
Expenditures						
Salaries and Employee Benefits	\$3,419,102	—	—	—	—	—
Services and Supplies	\$4,126,328	—	—	—	—	—
Other Charges	\$3,642,637	—	—	—	—	—
Capital Assets	\$159,056	—	—	—	—	—
Subtotal	\$11,347,124	—	—	—	—	—

Source of Funds	Prior Year 2022-2023	Adopted Budget 2023-2024	CY Estimate 2023-2024	Requested Budget 2024-2025	Recommended Budget 2024-2025	Recommended Change from Adopted
Revenues						
Intergovernmental Revenues	\$6,780,306	—	—	—	—	—
Charges for Services	\$1,747,882	—	—	—	—	—
Miscellaneous Revenues	\$0	—	—	—	—	—
Other Financing Sources	\$66,439	—	—	—	—	—
Subtotal	\$8,594,627	—	—	—	—	—
General Fund Contributions	\$2,752,497	—	—	—	—	—
Total Source of Funds	\$11,347,124	—	—	—	—	—

Unit Description

Effective Fiscal Year 2023-24, this Unit is consolidated in Unit 8591.

Alisal Health Center

(Budget Unit 8097—Fund 001—Appropriation Unit HEA007)

Use of Funds

Source of Funds

Intentionally Left Blank

Intentionally Left Blank

Use of Funds

Expenditures	Prior Year 2022-2023	Adopted Budget 2023-2024	CY Estimate 2023-2024	Requested Budget 2024-2025	Recommended Budget 2024-2025	Recommended Change from Adopted
Salaries and Employee Benefits	\$6,848,899	—	—	—	—	—
Services and Supplies	\$1,820,391	—	—	—	—	—
Other Charges	\$840,038	—	—	—	—	—
Capital Assets	\$10,684	—	—	—	—	—
Subtotal	\$9,520,012	—	—	—	—	—

Source of Funds

Revenues	Prior Year 2022-2023	Adopted Budget 2023-2024	CY Estimate 2023-2024	Requested Budget 2024-2025	Recommended Budget 2024-2025	Recommended Change from Adopted
Intergovernmental Revenues	\$869,386	—	—	—	—	—
Charges for Services	\$8,753,995	—	—	—	—	—
Miscellaneous Revenues	\$(49)	—	—	—	—	—
Other Financing Sources	\$51,780	—	—	—	—	—
Subtotal	\$9,675,112	—	—	—	—	—
General Fund Contributions	\$(155,099)	—	—	—	—	—
Total Source of Funds	\$9,520,012	—	—	—	—	—

Unit Description

Effective Fiscal Year 2023-24, this Unit is consolidated in Unit 8592.

Clinic Services NIDO clinic

(Budget Unit 8098—Fund 001—Appropriation Unit HEA007)

Use of Funds	Source of Funds
Intentionally Left Blank	Intentionally Left Blank

Use of Funds

Expenditures	Prior Year 2022-2023	Adopted Budget 2023-2024	CY Estimate 2023-2024	Requested Budget 2024-2025	Recommended Budget 2024-2025	Recommended Change from Adopted
Salaries and Employee Benefits	\$946,357	—	—	—	—	—
Services and Supplies	\$937,205	—	—	—	—	—
Other Charges	\$(89,069)	—	—	—	—	—
Capital Assets	\$1,734	—	—	—	—	—
Subtotal	\$1,796,227	—	—	—	—	—

Source of Funds

Revenues	Prior Year 2022-2023	Adopted Budget 2023-2024	CY Estimate 2023-2024	Requested Budget 2024-2025	Recommended Budget 2024-2025	Recommended Change from Adopted
Intergovernmental Revenues	\$1,159,831	—	—	—	—	—
Charges for Services	\$388,106	—	—	—	—	—
Subtotal	\$1,547,938	—	—	—	—	—
General Fund Contributions	\$248,289	—	—	—	—	—
Total Source of Funds	\$1,796,227	—	—	—	—	—

Unit Description

Effective Fiscal Year 2023-24, this Unit is consolidated in Unit 8592.

Laurel Family Practice

(Budget Unit 8099—Fund 001—Appropriation Unit HEA007)

Use of Funds

Source of Funds

Intentionally Left Blank

Intentionally Left Blank

Use of Funds

Expenditures	Prior Year 2022-2023	Adopted Budget 2023-2024	CY Estimate 2023-2024	Requested Budget 2024-2025	Recommended Budget 2024-2025	Recommended Change from Adopted
Salaries and Employee Benefits	\$4,646,481	—	—	—	—	—
Services and Supplies	\$2,655,724	—	—	—	—	—
Other Charges	\$447,296	—	—	—	—	—
Capital Assets	\$2,535	—	—	—	—	—
Subtotal	\$7,752,037	—	—	—	—	—

Source of Funds

Revenues	Prior Year 2022-2023	Adopted Budget 2023-2024	CY Estimate 2023-2024	Requested Budget 2024-2025	Recommended Budget 2024-2025	Recommended Change from Adopted
Intergovernmental Revenues	\$172,755	—	—	—	—	—
Charges for Services	\$6,520,721	—	—	—	—	—
Other Financing Sources	\$536,610	—	—	—	—	—
Subtotal	\$7,230,086	—	—	—	—	—
General Fund Contributions	\$521,951	—	—	—	—	—
Total Source of Funds	\$7,752,037	—	—	—	—	—

Unit Description

Effective Fiscal Year 2023-24, this Unit is consolidated in Unit 8592.

Laurel Internal Medicine

(Budget Unit 8100—Fund 001—Appropriation Unit HEA007)

Use of Funds	Source of Funds
Intentionally Left Blank	Intentionally Left Blank

Use of Funds

Expenditures	Prior Year 2022-2023	Adopted Budget 2023-2024	CY Estimate 2023-2024	Requested Budget 2024-2025	Recommended Budget 2024-2025	Recommended Change from Adopted
Salaries and Employee Benefits	\$3,621,211	—	—	—	—	—
Services and Supplies	\$1,716,074	—	—	—	—	—
Other Charges	\$(26,477)	—	—	—	—	—
Capital Assets	\$1,321	—	—	—	—	—
Subtotal	\$5,312,129	—	—	—	—	—

Source of Funds

Revenues	Prior Year 2022-2023	Adopted Budget 2023-2024	CY Estimate 2023-2024	Requested Budget 2024-2025	Recommended Budget 2024-2025	Recommended Change from Adopted
Intergovernmental Revenues	\$46,911	—	—	—	—	—
Charges for Services	\$5,674,523	—	—	—	—	—
Other Financing Sources	\$18,305	—	—	—	—	—
Subtotal	\$5,739,738	—	—	—	—	—
General Fund Contributions	\$(427,609)	—	—	—	—	—
Total Source of Funds	\$5,312,129	—	—	—	—	—

Unit Description

Effective Fiscal Year 2023-24, this Unit is consolidated in Unit 8592.

Laurel Pediatrics

(Budget Unit 8101—Fund 001—Appropriation Unit HEA007)

Use of Funds

Source of Funds

Intentionally Left Blank

Intentionally Left Blank

Use of Funds

Expenditures	Prior Year 2022-2023	Adopted Budget 2023-2024	CY Estimate 2023-2024	Requested Budget 2024-2025	Recommended Budget 2024-2025	Recommended Change from Adopted
Salaries and Employee Benefits	\$5,782,246	—	—	—	—	—
Services and Supplies	\$1,187,706	—	—	—	—	—
Other Charges	\$6,040	—	—	—	—	—
Capital Assets	\$7,683	—	—	—	—	—
Subtotal	\$6,983,674	—	—	—	—	—

Source of Funds

Revenues	Prior Year 2022-2023	Adopted Budget 2023-2024	CY Estimate 2023-2024	Requested Budget 2024-2025	Recommended Budget 2024-2025	Recommended Change from Adopted
Intergovernmental Revenues	\$287,363	—	—	—	—	—
Charges for Services	\$5,752,698	—	—	—	—	—
Other Financing Sources	\$18,305	—	—	—	—	—
Subtotal	\$6,058,366	—	—	—	—	—
General Fund Contributions	\$925,309	—	—	—	—	—
Total Source of Funds	\$6,983,674	—	—	—	—	—

Unit Description

Effective Fiscal Year 2023-24, this Unit is consolidated in Unit 8592.

Marina Health Center

(Budget Unit 8103—Fund 001—Appropriation Unit HEA007)

Use of Funds	Source of Funds
Intentionally Left Blank	Intentionally Left Blank

Use of Funds

Expenditures	Prior Year 2022-2023	Adopted Budget 2023-2024	CY Estimate 2023-2024	Requested Budget 2024-2025	Recommended Budget 2024-2025	Recommended Change from Adopted
Salaries and Employee Benefits	\$1,509,401	—	—	—	—	—
Services and Supplies	\$423,541	—	—	—	—	—
Other Charges	\$312,203	—	—	—	—	—
Capital Assets	\$2,459	—	—	—	—	—
Subtotal	\$2,247,603	—	—	—	—	—

Source of Funds

Revenues	Prior Year 2022-2023	Adopted Budget 2023-2024	CY Estimate 2023-2024	Requested Budget 2024-2025	Recommended Budget 2024-2025	Recommended Change from Adopted
Intergovernmental Revenues	\$93,293	—	—	—	—	—
Charges for Services	\$1,829,384	—	—	—	—	—
Miscellaneous Revenues	\$15,000	—	—	—	—	—
Subtotal	\$1,937,678	—	—	—	—	—
General Fund Contributions	\$309,926	—	—	—	—	—
Total Source of Funds	\$2,247,603	—	—	—	—	—

Unit Description

Effective Fiscal Year 2023-24, this Unit is consolidated in Unit 8592.

Seaside Family Health Center

(Budget Unit 8105—Fund 001—Appropriation Unit HEA007)

Use of Funds

Source of Funds

Intentionally Left Blank

Intentionally Left Blank

Use of Funds

Expenditures	Prior Year 2022-2023	Adopted Budget 2023-2024	CY Estimate 2023-2024	Requested Budget 2024-2025	Recommended Budget 2024-2025	Recommended Change from Adopted
Salaries and Employee Benefits	\$7,277,658	—	—	—	—	—
Services and Supplies	\$1,951,082	—	—	—	—	—
Other Charges	\$100,275	—	—	—	—	—
Capital Assets	\$28,610	—	—	—	—	—
Subtotal	\$9,357,625	—	—	—	—	—

Source of Funds

Revenues	Prior Year 2022-2023	Adopted Budget 2023-2024	CY Estimate 2023-2024	Requested Budget 2024-2025	Recommended Budget 2024-2025	Recommended Change from Adopted
Revenue from Use of Money & Property	\$15,224	—	—	—	—	—
Intergovernmental Revenues	\$182,751	—	—	—	—	—
Charges for Services	\$8,745,160	—	—	—	—	—
Miscellaneous Revenues	\$60,000	—	—	—	—	—
Subtotal	\$9,003,136	—	—	—	—	—
General Fund Contributions	\$354,489	—	—	—	—	—
Total Source of Funds	\$9,357,625	—	—	—	—	—

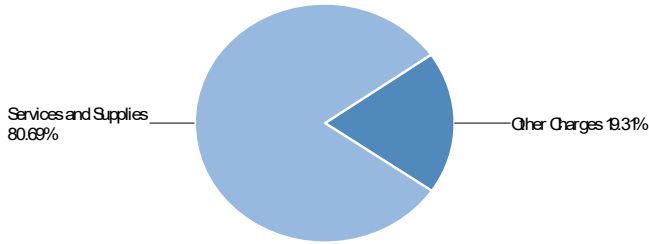
Unit Description

Effective Fiscal Year 2023-24, this Unit is consolidated in Unit 8592.

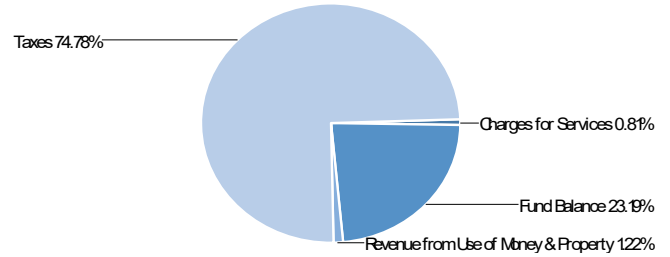
Ambulance Service

(Budget Unit 8108—Fund 092—Appropriation Unit HEA010)

Use of Funds



Source of Funds



Use of Funds

Expenditures	Prior Year 2022-2023	Adopted Budget 2023-2024	CY Estimate 2023-2024	Requested Budget 2024-2025	Recommended Budget 2024-2025	Recommended Change from Adopted
Services and Supplies	\$1,583,147	\$1,862,495	\$1,666,571	\$1,985,501	\$1,985,501	\$123,006
Other Charges	\$471,023	\$475,000	\$475,000	\$475,000	\$475,000	—
Other Financing Uses	\$20,000	—	—	—	—	—
Subtotal	\$2,074,170	\$2,337,495	\$2,141,571	\$2,460,501	\$2,460,501	\$123,006

Source of Funds

Revenues	Prior Year 2022-2023	Adopted Budget 2023-2024	CY Estimate 2023-2024	Requested Budget 2024-2025	Recommended Budget 2024-2025	Recommended Change from Adopted
Taxes	\$1,880,653	\$1,835,000	\$1,835,000	\$1,840,000	\$1,840,000	\$5,000
Revenue from Use of Money & Property	\$73,234	\$10,000	\$30,000	\$30,000	\$30,000	\$20,000
Charges for Services	\$24,290	\$20,000	\$20,000	\$20,000	\$20,000	—
Subtotal	\$1,978,177	\$1,865,000	\$1,885,000	\$1,890,000	\$1,890,000	\$25,000
Fund Balance	\$95,993	\$472,495	\$256,571	\$570,501	\$570,501	\$98,006
General Fund Contributions	\$(0)	—	—	—	—	—
Total Source of Funds	\$2,074,170	\$2,337,495	\$2,141,571	\$2,460,501	\$2,460,501	\$123,006

Unit Description

The Monterey County Emergency Medical Services (EMS) system provides paramedic, ambulance and related services.

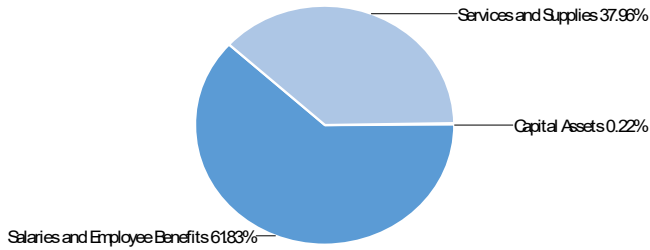
Originally County Service Area 74 (CSA-74) was formed to provide funding for paramedic, ambulance, and related services. On March 7,

2000, Monterey County voters approved Measure A, replacing the former CSA 74 benefit assessment with an equivalent special tax, in compliance with Proposition 218. The special tax is collected and administered by the Emergency Medical Services (EMS) Agency.

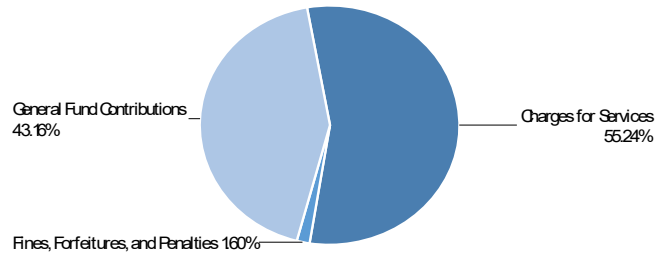
EMS Operating

(Budget Unit 8109—Fund 001—Appropriation Unit HEA006)

Use of Funds



Source of Funds



Use of Funds

Expenditures	Prior Year 2022-2023	Adopted Budget 2023-2024	CY Estimate 2023-2024	Requested Budget 2024-2025	Recommended Budget 2024-2025	Recommended Change from Adopted
Salaries and Employee Benefits	\$1,280,108	\$1,401,952	\$1,316,848	\$1,440,213	\$1,422,078	\$20,126
Services and Supplies	\$517,300	\$806,681	\$891,833	\$873,069	\$873,069	\$66,388
Other Charges	\$(1,621,593)	\$(1,966,502)	\$(1,761,580)	\$(1,987,612)	\$(1,987,612)	\$(21,110)
Capital Assets	\$253,815	\$5,000	\$11,214	\$5,000	\$5,000	—
Subtotal	\$429,630	\$247,131	\$458,315	\$330,670	\$312,535	\$65,404

Source of Funds

Revenues	Prior Year 2022-2023	Adopted Budget 2023-2024	CY Estimate 2023-2024	Requested Budget 2024-2025	Recommended Budget 2024-2025	Recommended Change from Adopted
Fines, Forfeitures, and Penalties	\$10,015	\$5,000	\$5,000	\$5,000	\$5,000	—
Intergovernmental Revenues	—	—	\$211,184	—	—	—
Charges for Services	\$172,658	\$172,658	\$172,658	\$172,658	\$172,658	—
Other Financing Sources	\$20,000	—	—	—	—	—
Subtotal	\$202,673	\$177,658	\$388,842	\$177,658	\$177,658	—
General Fund Contributions	\$226,957	\$69,473	\$69,473	\$153,012	\$134,877	\$65,404
Total Source of Funds	\$429,630	\$247,131	\$458,315	\$330,670	\$312,535	\$65,404

Unit Description

The Emergency Medical Services (EMS) Agency is designated by the Monterey County Board of Supervisors, pursuant to California Health and Safety Code, Section 1797.200, as the Local EMS Agency. The local EMS Agency is responsible to plan, implement, and evaluate the Emergency Medical Services System, consisting of organized patterns of readiness and response services based on public and private agreements and operational procedures. The Local EMS Agency is also responsible to implement advanced life support systems, and to establish policies and procedures approved by the Medical Director of the Local EMS Agency to assure medical control of the EMS system. In addition, EMS Agency staff administer funds received through the CSA-74 Special Tax (Fund 092) and the Uncompensated Care Fund (Fund 016).

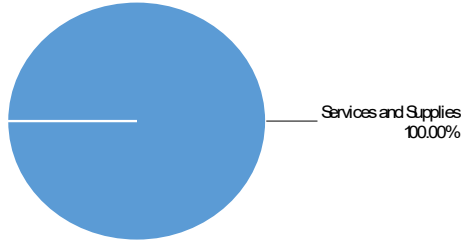
Recommended FY 2024-25 Positions

Classification Code	Classification Label	FTE
12E04	BUREAU CHIEF	1.00
14C31	MANAGEMENT ANALYST III	1.00
14C70	ADMINISTRATIVE SERVICES ASSISTANT	1.00
20B10	ACCOUNTANT I	1.00
50B12	EMERGENCY MEDICAL SERVICES ANALYST	4.00
50K18	HEALTH PROGRAM COORDINATOR	1.00
Total		9.00

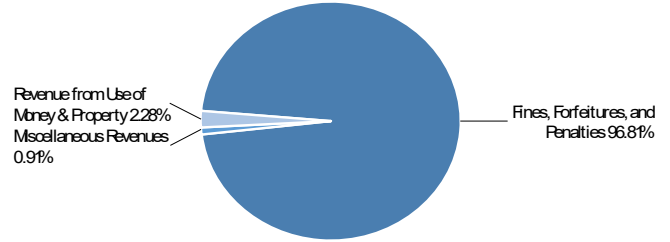
Uncompensated Care

(Budget Unit 8111—Fund 016—Appropriation Unit HEA009)

Use of Funds



Source of Funds



Use of Funds

Expenditures	Prior Year 2022-2023	Adopted Budget 2023-2024	CY Estimate 2023-2024	Requested Budget 2024-2025	Recommended Budget 2024-2025	Recommended Change from Adopted
Services and Supplies	\$2,337,154	\$708,900	\$774,414	\$636,831	\$636,831	\$(72,069)
Subtotal	\$2,337,154	\$708,900	\$774,414	\$636,831	\$636,831	\$(72,069)

Source of Funds

Revenues	Prior Year 2022-2023	Adopted Budget 2023-2024	CY Estimate 2023-2024	Requested Budget 2024-2025	Recommended Budget 2024-2025	Recommended Change from Adopted
Fines, Forfeitures, and Penalties	\$611,539	\$725,000	\$638,000	\$638,000	\$638,000	\$(87,000)
Revenue from Use of Money & Property	\$46,768	\$15,000	\$15,000	\$15,000	\$15,000	—
Miscellaneous Revenues	\$8,288	\$8,900	\$7,377	\$6,000	\$6,000	\$(2,900)
Subtotal	\$666,595	\$748,900	\$660,377	\$659,000	\$659,000	\$(89,900)
Fund Balance	\$1,670,559	\$(40,000)	\$114,037	\$(22,169)	\$(22,169)	\$17,831
General Fund Contributions	\$0	—	—	—	—	—
Total Source of Funds	\$2,337,154	\$708,900	\$774,414	\$636,831	\$636,831	\$(72,069)

Unit Description

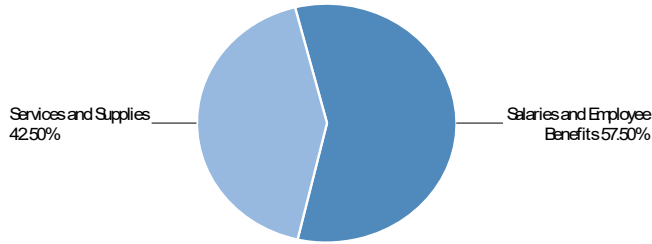
Uncompensated Care Fund 016 was established in 1989 to provide for collection and distribution of fine proceeds authorized by the California State Legislature through Senate Bill (SB) 612 and SB 1773. These laws allow counties to levy an assessment of \$4.00 per \$10.00 of fines for specified traffic violations. Pursuant to State Law, up to 10% of the proceeds are available to fund the program's administration. The remaining 90% is distributed to physicians and

hospitals for patients who do not make payments for EMS and for other emergency medical services as follows: 58% to reimburse physicians for a portion of unreimbursed indigent services/bad debt costs; 25% to reimburse hospitals which provide a disproportionate share of unreimbursed emergency medical care; and 17% to support the Health Department's Emergency Medical Services (EMS) Agency activities.

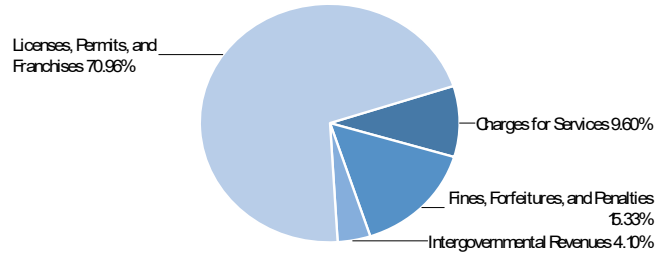
Consumer Health Protection Services

(Budget Unit 8112—Fund 001—Appropriation Unit HEA005)

Use of Funds



Source of Funds



Use of Funds

Expenditures	Prior Year 2022-2023	Adopted Budget 2023-2024	CY Estimate 2023-2024	Requested Budget 2024-2025	Recommended Budget 2024-2025	Recommended Change from Adopted
Salaries and Employee Benefits	\$2,536,530	\$2,875,537	\$2,588,498	\$2,542,343	\$2,509,449	\$(366,088)
Services and Supplies	\$1,314,094	\$1,946,075	\$1,339,895	\$1,854,784	\$1,854,784	\$(91,291)
Other Charges	\$(102,585)	—	—	—	—	—
Subtotal	\$3,748,039	\$4,821,612	\$3,928,393	\$4,397,127	\$4,364,233	\$(457,379)

Source of Funds

Revenues	Prior Year 2022-2023	Adopted Budget 2023-2024	CY Estimate 2023-2024	Requested Budget 2024-2025	Recommended Budget 2024-2025	Recommended Change from Adopted
Licenses, Permits, and Franchises	\$3,002,223	\$3,325,370	\$3,304,025	\$3,096,677	\$3,096,677	\$(228,693)
Fines, Forfeitures, and Penalties	\$669,051	\$669,051	\$100,000	\$669,051	\$669,051	—
Intergovernmental Revenues	\$39,651	\$203,265	\$99,225	\$178,909	\$178,909	\$(24,356)
Charges for Services	\$452,224	\$471,562	\$460,000	\$419,091	\$419,091	\$(52,471)
Miscellaneous Revenues	\$6,766	\$1	\$200	\$1	\$1	—
Subtotal	\$4,169,915	\$4,669,249	\$3,963,450	\$4,363,729	\$4,363,729	\$(305,520)
General Fund Contributions	\$(421,876)	\$152,363	\$(35,057)	\$33,398	\$504	\$(151,859)
Total Source of Funds	\$3,748,039	\$4,821,612	\$3,928,393	\$4,397,127	\$4,364,233	\$(457,379)

Unit Description

Consumer Health Protection Services (CHPS) is responsible for the regulatory oversight of all retail food activities in all areas of the county including but not limited to restaurants, markets, delis, cottage food operations, mobile food trucks, and temporary food booths at special events. In addition, CHPS conducts food inspections at institutional operations such as cafeterias in schools, hospitals, skilled nursing, and detention facilities. Outside of retail food activities, CHPS is also responsible for the regulatory oversight of employee housing, recreational and beach water quality monitoring, public swimming pools and spas, vector control, agricultural field toilets, and tobacco retail licensing. Lastly, CHPS oversees other health protection activities such as the Childhood Lead Poisoning Prevention Program, complaint response involving vectors, substandard housing,

mold and sanitation, and the Summer School Lunch inspection program.

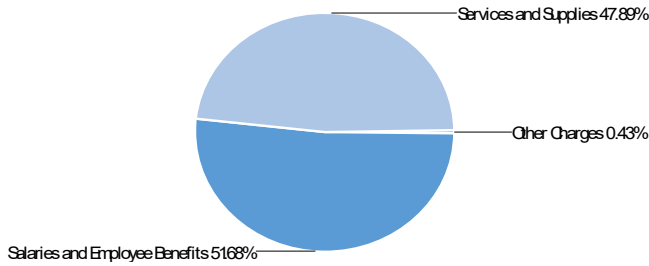
Recommended FY 2024-25 Positions

Classification Code	Classification Label	FTE
30J21	ENVIRONMENTAL HEALTH SPECIALIST II	9.00
30J31	ENVIRONMENTAL HEALTH SPECIALIST III	4.00
30J84	ENVIRONMENTAL HEALTH SPECIALIST IV	2.00
80E21	OFFICE ASSISTANT II	2.00
80E80	PRINCIPAL OFFICE ASSISTANT	3.00
Total		20.00

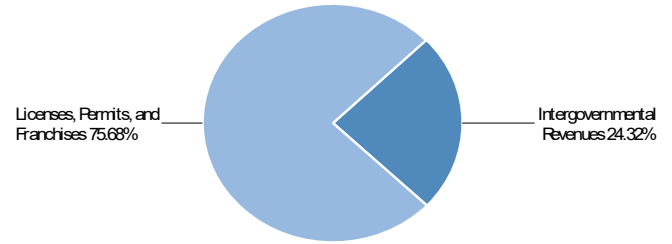
Recycling and Resource Recovery Services

(Budget Unit 8113—Fund 001—Appropriation Unit HEA005)

Use of Funds



Source of Funds



Use of Funds

Expenditures	Prior Year 2022-2023	Adopted Budget 2023-2024	CY Estimate 2023-2024	Requested Budget 2024-2025	Recommended Budget 2024-2025	Recommended Change from Adopted
Salaries and Employee Benefits	\$555,798	\$599,380	\$544,709	\$611,390	\$603,694	\$4,314
Services and Supplies	\$405,293	\$480,175	\$489,142	\$559,371	\$559,371	\$79,196
Other Charges	\$5,000	\$5,000	\$5,000	\$5,000	\$5,000	—
Capital Assets	\$32,577	—	\$100,000	—	—	—
Subtotal	\$998,668	\$1,084,555	\$1,138,851	\$1,175,761	\$1,168,065	\$83,510

Source of Funds

Revenues	Prior Year 2022-2023	Adopted Budget 2023-2024	CY Estimate 2023-2024	Requested Budget 2024-2025	Recommended Budget 2024-2025	Recommended Change from Adopted
Licenses, Permits, and Franchises	\$799,271	\$786,508	\$1,205,353	\$957,750	\$957,750	\$171,242
Intergovernmental Revenues	\$129,650	\$152,887	\$102,316	\$307,776	\$307,776	\$154,889
Charges for Services	—	\$3	\$3	\$3	\$3	—
Miscellaneous Revenues	—	\$5	\$5	\$5	\$5	—
Other Financing Sources	\$3,200	—	—	—	—	—
Subtotal	\$932,121	\$939,403	\$1,307,677	\$1,265,534	\$1,265,534	\$326,131
General Fund Contributions	\$66,547	\$145,152	\$(168,826)	\$(89,773)	\$(97,469)	\$(242,621)
Total Source of Funds	\$998,668	\$1,084,555	\$1,138,851	\$1,175,761	\$1,168,065	\$83,510

Unit Description

Recycling and Resource Recovery Services (RRRS) is responsible for oversight of the Residential, Business, Multi-family, and Special Events Waste Diversion programs, the implementation of State mandated diversion requirements and the Recycling Public Education program. RRRS promotes countywide cleanup events, which supports the Solid Waste Management Services (SWMS) Illegal Dumping and Litter Abatement program to combat illegal dumping. RRRS also serves as administrator for the Unified Franchise Agreement for solid waste collection as well as administrator for several grants that fund program activities such as waste oil collection and waste tire inspections.

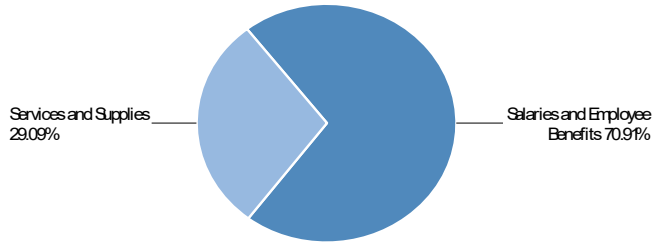
Recommended FY 2024-25 Positions

Classification Code	Classification Label	FTE
20B10	ACCOUNTANT I	1.00
30J21	ENVIRONMENTAL HEALTH SPECIALIST II	1.00
30J81	RECYCLING/RESOURCE RECOVERY SPECIALIST	2.00
80E01	OFFICE ASSISTANT I	1.00
Total		5.00

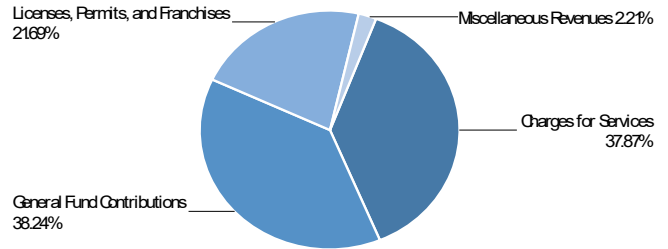
Land Use

(Budget Unit 8115—Fund 001—Appropriation Unit HEA005)

Use of Funds



Source of Funds



Use of Funds

Expenditures	Prior Year 2022-2023	Adopted Budget 2023-2024	CY Estimate 2023-2024	Requested Budget 2024-2025	Recommended Budget 2024-2025	Recommended Change from Adopted
Salaries and Employee Benefits	\$549,552	\$648,020	\$612,793	\$779,137	\$771,527	\$123,507
Services and Supplies	\$416,460	\$429,018	\$334,197	\$316,552	\$316,552	\$(112,466)
Other Charges	\$(1,610)	—	—	—	—	—
Subtotal	\$964,402	\$1,077,038	\$946,990	\$1,095,689	\$1,088,079	\$11,041

Source of Funds

Revenues	Prior Year 2022-2023	Adopted Budget 2023-2024	CY Estimate 2023-2024	Requested Budget 2024-2025	Recommended Budget 2024-2025	Recommended Change from Adopted
Licenses, Permits, and Franchises	\$223,534	\$235,007	\$217,325	\$236,000	\$236,000	\$993
Intergovernmental Revenues	—	\$1	\$1	\$1	\$1	—
Charges for Services	\$377,551	\$412,002	\$325,002	\$412,002	\$412,002	—
Miscellaneous Revenues	\$28,657	\$24,001	\$23,001	\$24,001	\$24,001	—
Other Financing Sources	—	\$1	\$1	\$1	\$1	—
Subtotal	\$629,743	\$671,012	\$565,330	\$672,005	\$672,005	\$993
General Fund Contributions	\$334,659	\$406,026	\$381,660	\$423,684	\$416,074	\$10,048
Total Source of Funds	\$964,402	\$1,077,038	\$946,990	\$1,095,689	\$1,088,079	\$11,041

Unit Description

Land Use serves as the liaison between the Environmental Health Bureau (EHB) and the Housing and Community Development (HCD) and is responsible for review of development project applications, including but not limited to lot line adjustments, creation of housing subdivisions, establishment of cannabis business operations, and evaluation of construction permits to ensure conformance with regulations where EHB is the regulatory agency. Additionally, this program reviews, inspects, and approves Onsite Wastewater Treatment Systems (OWTS) and monitors water quality of discharges from sewage treatment and wastewater reclamation facilities.

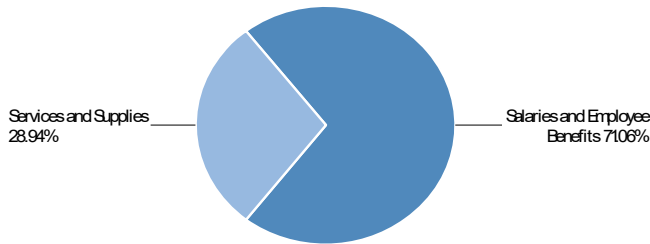
Recommended FY 2024-25 Positions

Classification Code	Classification Label	FTE
30J21	ENVIRONMENTAL HEALTH SPECIALIST II	1.00
30J31	ENVIRONMENTAL HEALTH SPECIALIST III	3.00
30J84	ENVIRONMENTAL HEALTH SPECIALIST IV	1.00
Total		5.00

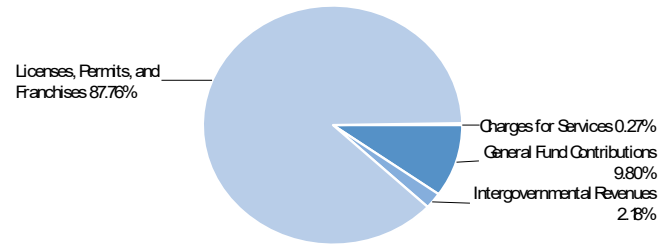
Hazardous Materials & Solid Waste Management

(Budget Unit 8116—Fund 001—Appropriation Unit HEA005)

Use of Funds



Source of Funds



Use of Funds

Expenditures	Prior Year 2022-2023	Adopted Budget 2023-2024	CY Estimate 2023-2024	Requested Budget 2024-2025	Recommended Budget 2024-2025	Recommended Change from Adopted
Salaries and Employee Benefits	\$1,889,124	\$2,665,491	\$1,920,335	\$2,711,349	\$2,681,698	\$16,207
Services and Supplies	\$1,179,278	\$1,178,788	\$1,124,084	\$1,092,286	\$1,092,286	\$(86,502)
Other Charges	\$(30,238)	—	—	—	—	—
Subtotal	\$3,038,165	\$3,844,279	\$3,044,419	\$3,803,635	\$3,773,984	\$(70,295)

Source of Funds

Revenues	Prior Year 2022-2023	Adopted Budget 2023-2024	CY Estimate 2023-2024	Requested Budget 2024-2025	Recommended Budget 2024-2025	Recommended Change from Adopted
Licenses, Permits, and Franchises	\$2,704,830	\$3,463,944	\$3,160,625	\$3,311,918	\$3,311,918	\$(152,026)
Fines, Forfeitures, and Penalties	\$44,798	\$1	\$3,000	\$1	\$1	—
Intergovernmental Revenues	\$49,350	\$82,195	\$53,154	\$82,195	\$82,195	—
Charges for Services	\$17,425	\$10,002	\$15,001	\$10,002	\$10,002	—
Miscellaneous Revenues	\$2,149	\$2	\$2	\$2	\$2	—
Subtotal	\$2,818,553	\$3,556,144	\$3,231,782	\$3,404,118	\$3,404,118	\$(152,026)
General Fund Contributions	\$219,612	\$288,135	\$(187,363)	\$399,517	\$369,866	\$81,731
Total Source of Funds	\$3,038,165	\$3,844,279	\$3,044,419	\$3,803,635	\$3,773,984	\$(70,295)

Unit Description

Hazardous Materials Management Services (HMMS) is designated as the local Certified Unified Program Agency (CUPA) in Monterey County and is responsible for inspecting facilities in the County to verify proper storage, handling and disposal of hazardous materials and hazardous wastes. HMMS is responsible for permitting and conducting inspections of underground storage tanks and aboveground petroleum storage tanks, business response plans, hazardous waste, California Accidental Release Prevention Program and contaminated site mitigation. Additionally, HMMS provides emergency response 24 hours each day, seven days per week, to oversee hazardous material spill site cleanup activities and to operate the pesticide illness reporting program.

Solid Waste Management Services (SWMS) is designated as CalRecycle’s Local Enforcement Agency (LEA) and the Tire Enforcement Agency (TEA) for Monterey County. LEA/TEA is responsible for permitting and inspecting solid waste handling facilities such as landfills, transfer stations, compost facilities, waste tire generators, haulers, and end use facilities. SWMS also implements inspection enforcement programs for the body art, medical waste, solid waste vehicle, liquid waste vehicle, and vegetable cull feeder programs. SWMS staff is responsible for the local Illegal Dumping and Litter Abatement Program, responding to illegal dumping complaints to ensure the timely clean up and proper disposal of abandoned waste. Staff of SWMS also administers State-funded grants that support program activities.

Cannabis Management Services (CMS) is responsible for permitting and inspecting cannabis businesses including grow operations, manufacturers, retail distribution and laboratory testing facilities.

CMS inspections include but are not limited to hazardous materials, water quality, food ingredient handling and storage, and waste management. CMS is also involved in responding to issues related to illegal cannabis activities such as illegal grow sites and cannabis products from unapproved sources. CMS operates in all parts of the county, but in particular is a major component of the County Administrative Office,??s Intergovernmental and Legislative Affairs (CAO-IGLA) Cannabis Program that is responsible for the regulatory oversight of all cannabis activities within the unincorporated areas of the county. CMS also participates in the Health Department,??s Cannabis Ad Hoc Committee that seeks to promote public health messaging specifically the negative health effects caused by the abuse of cannabis by youth, adults and expectant mothers.


Recommended FY 2024-25 Positions

Classification Code	Classification Label	FTE
30J21	ENVIRONMENTAL HEALTH SPECIALIST II	7.00
30J31	ENVIRONMENTAL HEALTH SPECIALIST III	6.00
30J84	ENVIRONMENTAL HEALTH SPECIALIST IV	2.00
80E22	OFFICE ASSISTANT III	3.00
Total		18.00

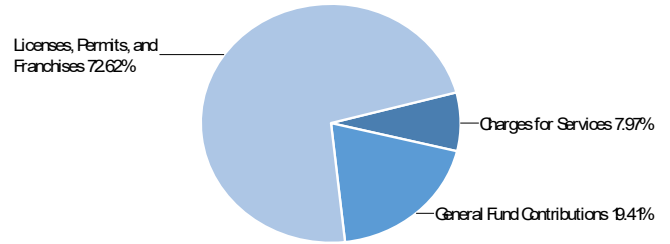
Housing Services

(Budget Unit 8114—Fund 001—Appropriation Unit HEA005)

Use of Funds



Source of Funds



Use of Funds

Expenditures	Prior Year 2022-2023	Adopted Budget 2023-2024	CY Estimate 2023-2024	Requested Budget 2024-2025	Recommended Budget 2024-2025	Recommended Change from Adopted
Salaries and Employee Benefits	—	—	—	\$772,788	\$772,788	\$772,788
Services and Supplies	—	—	—	\$259,867	\$259,867	\$259,867
Other Charges	—	—	—	\$(280,117)	\$(280,117)	\$(280,117)
Subtotal	—	—	—	\$752,538	\$752,538	\$752,538

Source of Funds

Revenues	Prior Year 2022-2023	Adopted Budget 2023-2024	CY Estimate 2023-2024	Requested Budget 2024-2025	Recommended Budget 2024-2025	Recommended Change from Adopted
Licenses, Permits, and Franchises	—	—	—	\$546,472	\$546,472	\$546,472
Charges for Services	—	—	—	\$60,000	\$60,000	\$60,000
Subtotal	—	—	—	\$606,472	\$606,472	\$606,472
General Fund Contributions	—	—	—	\$146,066	\$146,066	\$146,066
Total Source of Funds	—	—	—	\$752,538	\$752,538	\$752,538

Unit Description

The Healthy Housing Services Program focuses on disease prevention and management through environmental controls, complaint response involving vectors, substandard housing, mold, and sanitation, monitoring of recreational and beach water quality, and public swimming pool and spa testing. Lastly, Healthy Housing Services also oversees other health protection activities through the inspection of employee housing, the Childhood Lead Poisoning Prevention Program and inspection of detention facilities.

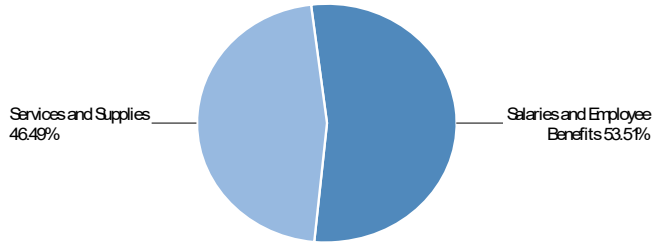
Recommended FY 2024-25 Positions

Classification Code	Classification Label	FTE
30J01	ENVIRONMENTAL HEALTH TECHNICIAN	1.00
30J21	ENVIRONMENTAL HEALTH SPECIALIST II	1.00
30J31	ENVIRONMENTAL HEALTH SPECIALIST III	2.00
30J84	ENVIRONMENTAL HEALTH SPECIALIST IV	1.00
Total		5.00


Environmental Health Fiscal and Administration

(Budget Unit 8117—Fund 001—Appropriation Unit HEA005)

Use of Funds



Source of Funds



Use of Funds

Expenditures	Prior Year 2022-2023	Adopted Budget 2023-2024	CY Estimate 2023-2024	Requested Budget 2024-2025	Recommended Budget 2024-2025	Recommended Change from Adopted
Salaries and Employee Benefits	\$1,200,133	\$1,405,892	\$1,428,212	\$1,692,660	\$1,676,876	\$270,984
Services and Supplies	\$1,115,803	\$1,424,514	\$1,309,986	\$1,457,145	\$1,457,145	\$32,631
Other Charges	\$(2,178,429)	\$(3,094,462)	\$(2,241,446)	\$(3,081,758)	\$(3,081,758)	\$12,704
Capital Assets	\$161,054	—	—	—	—	—
Subtotal	\$298,561	\$(264,056)	\$496,752	\$68,047	\$52,263	\$316,319

Source of Funds

Revenues	Prior Year 2022-2023	Adopted Budget 2023-2024	CY Estimate 2023-2024	Requested Budget 2024-2025	Recommended Budget 2024-2025	Recommended Change from Adopted
Fines, Forfeitures, and Penalties	\$62,338	\$58,048	\$77,415	\$58,048	\$58,048	—
Intergovernmental Revenues	—	\$75,000	—	—	—	\$(75,000)
Charges for Services	\$1,067	—	\$1,000	—	—	—
Miscellaneous Revenues	\$47,480	\$10,000	\$7,500	\$10,000	\$10,000	—
Subtotal	\$110,885	\$143,048	\$85,915	\$68,048	\$68,048	\$(75,000)
General Fund Contributions	\$187,676	\$(407,104)	\$410,837	\$(1)	\$(15,785)	\$391,319
Total Source of Funds	\$298,561	\$(264,056)	\$496,752	\$68,047	\$52,263	\$316,319

Unit Description

Environmental Health Fiscal and Administration provides financial and administrative oversight for the EHB major regulatory oversight programs: Consumer Health Protection, Recycling and Resource Recovery, Environmental Health Review, Hazardous Materials Management, Solid Waste Management, Cannabis Management and Drinking Water Protection Services. Fiscal and administrative services include strategic planning and goal setting, budget preparation and oversight, coordination and execution of billing and collection activities, procurement and accounts payable management, contract and grant management, information management systems support, preparation of board reports and legislative reviews, departmental human resources liaison, fleet vehicle management, office logistics and supplies, worker's comp coordination, bureau wide monitoring and tracking of training activities, and implementation of workplace safety standards.

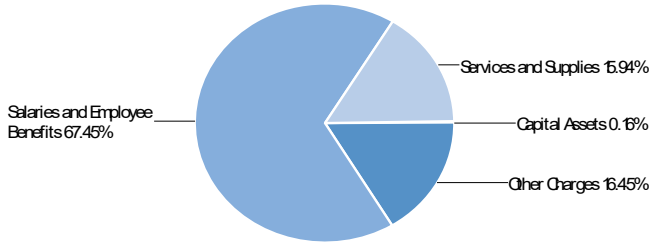
Recommended FY 2024-25 Positions

Classification Code	Classification Label	FTE
12E04	BUREAU CHIEF	1.00
14C30	MANAGEMENT ANALYST II	1.00
14C31	MANAGEMENT ANALYST III	1.00
14G02	MANAGEMENT ANALYST I	1.00
14K44	ASSISTANT BUREAU CHIEF	1.00
14K61	ENVIRONMENTAL HEALTH PROGRAM MANAGER	1.00
20B11	ACCOUNTANT II	1.00
80E82	SUPERVISING OFFICE ASSISTANT II	1.00
80J22	SENIOR ACCOUNT CLERK	1.00
Total		9.00

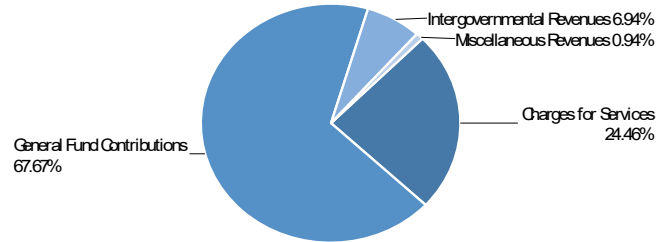
Public Guardian/Administrator/Conservator

(Budget Unit 8118—Fund 001—Appropriation Unit HEA008)

Use of Funds



Source of Funds



Use of Funds

Expenditures	Prior Year 2022-2023	Adopted Budget 2023-2024	CY Estimate 2023-2024	Requested Budget 2024-2025	Recommended Budget 2024-2025	Recommended Change from Adopted
Salaries and Employee Benefits	\$1,542,065	\$1,770,510	\$1,826,084	\$2,182,880	\$2,160,746	\$390,236
Services and Supplies	\$303,026	\$445,777	\$387,981	\$510,732	\$510,732	\$64,955
Other Charges	\$1,012,527	\$1,046,302	\$1,048,723	\$526,907	\$526,907	\$(519,395)
Capital Assets	\$61,955	\$5,000	\$4,800	\$5,000	\$5,000	—
Subtotal	\$2,919,573	\$3,267,589	\$3,267,588	\$3,225,519	\$3,203,385	\$(64,204)

Source of Funds

Revenues	Prior Year 2022-2023	Adopted Budget 2023-2024	CY Estimate 2023-2024	Requested Budget 2024-2025	Recommended Budget 2024-2025	Recommended Change from Adopted
Intergovernmental Revenues	\$511,624	\$200,947	\$137,986	\$222,161	\$222,161	\$21,214
Charges for Services	\$272,639	\$282,882	\$345,842	\$783,521	\$783,521	\$500,639
Miscellaneous Revenues	\$47,232	\$30,000	\$30,000	\$30,000	\$30,000	—
Subtotal	\$831,496	\$513,829	\$513,828	\$1,035,682	\$1,035,682	\$521,853
General Fund Contributions	\$2,088,078	\$2,753,760	\$2,753,760	\$2,189,837	\$2,167,703	\$(586,057)
Total Source of Funds	\$2,919,573	\$3,267,589	\$3,267,588	\$3,225,519	\$3,203,385	\$(64,204)

Unit Description

The Public Administrator is mandated by law to take charge of property if no personal representative has been appointed, the public administrator of a county shall take prompt possession or control of property of a decedent in the county that is deemed by the public administrator to be subject to loss, injury, waste, or misappropriation Probate Code - PROB 7601.

The Public Conservator is the court appointed Lanterman Petris Short Conservator of any individual found to be gravely disabled as a condition in which a person as a result of a mental disorder is unable to provide for his or her basic personal needs for food, clothing or shelter. Welfare & Institutions Code 5008(h)(1)(A).

The Public Guardian serves as Public Representative Payee pursuant to Board Resolution 82-43 for Monterey County residents deemed incapable of managing their own public entitlement benefits. Referrals to the Bureau are investigated to determine whether the assistance of the Public Guardian/Administrator/Conservator is

necessary. If assistance is needed, the Public Representative Payee manages and/or applies for any public entitlement benefits on behalf of disabled Monterey County residents.

Recommended FY 2024-25 Positions

Classification Code	Classification Label	FTE
14C30	MANAGEMENT ANALYST II	1.00
14N06	OPERATIONS MANAGER	1.00
20B12	ACCOUNTANT III	1.00
34H24	DEPUTY PUBLIC ADMINISTRATOR/GUARDIAN/CONSERVATOR I	2.50
34H34	DEPUTY PUBLIC ADMINISTRATOR/GUARDIAN/CONSERVATOR II	5.00
80E21	OFFICE ASSISTANT II	2.00

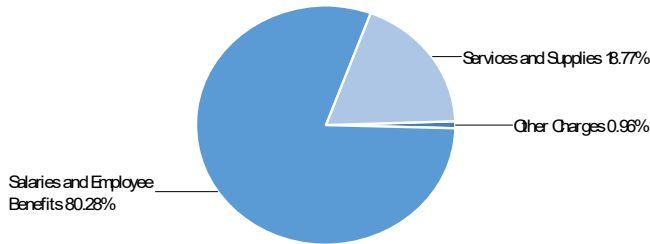
Recommended FY 2024-25 Positions

Classification Code	Classification Label	FTE
80E22	OFFICE ASSISTANT III	1.00
80E80	PRINCIPAL OFFICE ASSISTANT	1.00
80J22	SENIOR ACCOUNT CLERK	1.00
80J30	ACCOUNTING TECHNICIAN	1.00
	Total	16.50

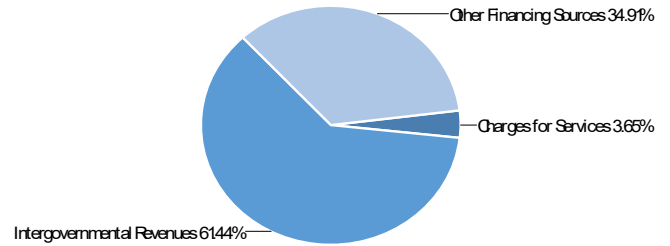
Children's Medical Services

(Budget Unit 8121—Fund 001—Appropriation Unit HEA004)

Use of Funds



Source of Funds



Use of Funds

Expenditures	Prior Year 2022-2023	Adopted Budget 2023-2024	CY Estimate 2023-2024	Requested Budget 2024-2025	Recommended Budget 2024-2025	Recommended Change from Adopted
Salaries and Employee Benefits	\$3,607,236	\$4,296,205	\$3,807,772	\$4,205,921	\$4,158,958	\$(137,247)
Services and Supplies	\$501,929	\$792,953	\$898,282	\$972,259	\$972,259	\$179,306
Other Charges	\$449,457	\$156,570	\$324,613	\$49,510	\$49,510	\$(107,060)
Subtotal	\$4,558,622	\$5,245,728	\$5,030,667	\$5,227,690	\$5,180,727	\$(65,001)

Source of Funds

Revenues	Prior Year 2022-2023	Adopted Budget 2023-2024	CY Estimate 2023-2024	Requested Budget 2024-2025	Recommended Budget 2024-2025	Recommended Change from Adopted
Intergovernmental Revenues	\$3,280,762	\$3,287,320	\$2,982,871	\$3,250,332	\$3,250,332	\$(36,988)
Charges for Services	\$207,275	\$135,000	\$196,935	\$193,138	\$193,138	\$58,138
Other Financing Sources	\$1,218,318	\$1,629,531	\$1,656,984	\$1,847,115	\$1,847,115	\$217,584
Subtotal	\$4,706,355	\$5,051,851	\$4,836,790	\$5,290,585	\$5,290,585	\$238,734
General Fund Contributions	\$(147,733)	\$193,877	\$193,877	\$(62,895)	\$(109,858)	\$(303,735)
Total Source of Funds	\$4,558,622	\$5,245,728	\$5,030,667	\$5,227,690	\$5,180,727	\$(65,001)

Unit Description

Children's Medical Services provides services to improve health status, mitigate morbidity and reduce health disparities by promoting access to quality preventive and specialty medical care for Monterey County children. Programs provided include California Children's Services (CCS), Child Health Disability Prevention (CHDP) Program, Health Care Program for Children in Foster Care (HPCFC) which is a program within CHDP, and Childhood Lead Poisoning Prevention Program (CLPPP).

CCS, a State-mandated program, determines CCS eligibility for children referred by health care providers, parents, and health plans. CCS Case Management Program provides treatment authorization and medical care coordination for eligible children up to age 21 who are not Medi-Cal Managed Care Plan members. CCS Medical

Therapy Program delivers physical and occupational therapy services to children with certain CCS eligible conditions. CHDP provides no-cost health assessments and dental screenings for Medi-Cal eligible children up to 21 years of age and children under 200% of the poverty level up to age 19. CHDP provides training and technical assistance to enrolled providers, and assures children receive follow-up treatment services. HPCFC works with the County Probation Department and the Child and Family Services Division of the County Department of Social Services to assure children in foster care have timely access to appropriate behavioral and health care services. CLPPP educates medical providers in detecting and preventing lead poisoning in children, improves lead poisoning detection by assuring at-risk children receive blood lead screening tests, case manages lead-poisoned children to assure screening follow-up, and collaborates with community partners to increase awareness of childhood lead poisoning.

Recommended FY 2024-25 Positions

Classification Code	Classification Label	FTE
25G21	CA CHILDRENS SERVICES CASE WORKER II	3.00
50F23	OCCUPATIONAL THERAPIST-PHYSICALLY HANDICAPPED CHILDREN	3.40
50G23	PHYSICAL THERAPIST-PHYSICALLY HANDICAPPED CHILDREN	3.65
50G25	SENIOR THERAPIST-PHYSICALLY HANDICAPPED CHILDREN	1.80
50G31	SUPERVISING THERAPIST-MED THER PROG	1.00

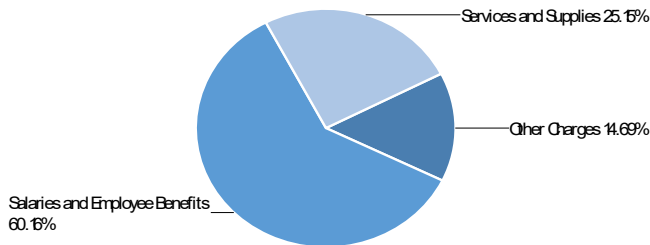
Recommended FY 2024-25 Positions

Classification Code	Classification Label	FTE
50J11	CHRONIC DISEASE PREVENTION SPECIALIST II	1.00
52E22	PUBLIC HEALTH NURSE II	6.00
52E23	PUBLIC HEALTH NURSE III	1.00
52E80	SUPERVISING PUBLIC HEALTH NURSE	1.75
54B12	CONTRACT PHYSICIAN	0.45
60P22	COMMUNITY SERVICE AIDE III	3.00
80E22	OFFICE ASSISTANT III	1.00
Total		27.05

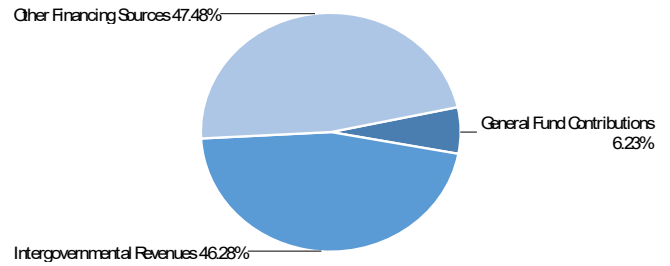
Community Health Regional Teams

(Budget Unit 8123—Fund 001—Appropriation Unit HEA003)

Use of Funds



Source of Funds



Use of Funds

Expenditures	Prior Year 2022-2023	Adopted Budget 2023-2024	CY Estimate 2023-2024	Requested Budget 2024-2025	Recommended Budget 2024-2025	Recommended Change from Adopted
Salaries and Employee Benefits	\$1,459,509	\$1,718,372	\$1,400,139	\$575,601	\$557,328	\$(1,161,044)
Services and Supplies	\$331,667	\$525,700	\$674,105	\$232,999	\$232,999	\$(292,701)
Other Charges	\$90,252	\$132,740	\$132,902	\$136,086	\$136,086	\$3,346
Subtotal	\$1,881,428	\$2,376,812	\$2,207,146	\$944,686	\$926,413	\$(1,450,399)

Source of Funds

Revenues	Prior Year 2022-2023	Adopted Budget 2023-2024	CY Estimate 2023-2024	Requested Budget 2024-2025	Recommended Budget 2024-2025	Recommended Change from Adopted
Intergovernmental Revenues	\$582,285	\$1,382,817	\$1,674,094	\$428,749	\$428,749	\$(954,068)
Other Financing Sources	\$209,057	\$922,809	\$461,866	\$439,904	\$439,904	\$(482,905)
Subtotal	\$791,341	\$2,305,626	\$2,135,960	\$868,653	\$868,653	\$(1,436,973)
General Fund Contributions	\$1,090,087	\$71,186	\$71,186	\$76,033	\$57,760	\$(13,426)
Total Source of Funds	\$1,881,428	\$2,376,812	\$2,207,146	\$944,686	\$926,413	\$(1,450,399)

Unit Description

Public Health Nutritionists and support staff in Public Health Nutrition Program provide nutrition evaluation and case management to multiple populations of focus which include children under 21 years of age and their families, medically fragile adults, and individuals in jeopardy of negative psycho-social outcomes. Public Health Nutritionists support clients and their families who have weight management, chronic disease, and related dietary concerns.

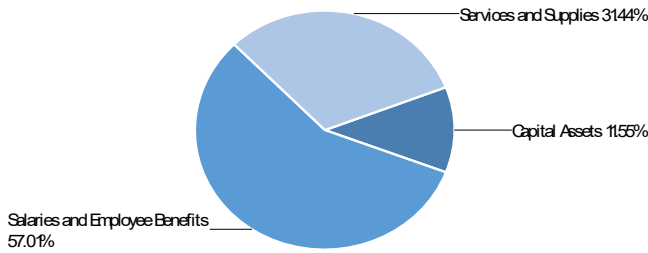
Recommended FY 2024-25 Positions

Classification Code	Classification Label	FTE
50L22	PUBLIC HEALTH NUTRITIONIST II	4.00
Total		4.00

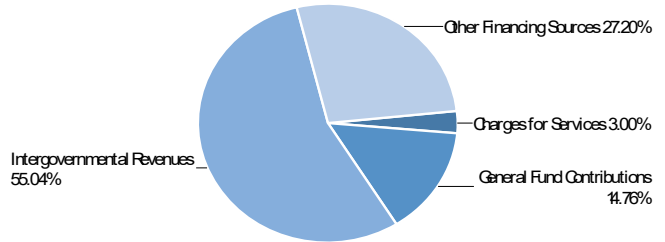
Public Health

(Budget Unit 8124—Fund 001—Appropriation Unit HEA003)

Use of Funds



Source of Funds



Use of Funds

Expenditures	Prior Year 2022-2023	Adopted Budget 2023-2024	CY Estimate 2023-2024	Requested Budget 2024-2025	Recommended Budget 2024-2025	Recommended Change from Adopted
Salaries and Employee Benefits	\$18,496,661	\$22,506,945	\$20,816,038	\$21,375,562	\$21,108,484	\$(1,398,461)
Services and Supplies	\$5,815,256	\$18,520,353	\$10,661,988	\$12,137,358	\$11,641,358	\$(6,878,995)
Other Charges	\$718,256	\$(1,505,658)	\$(1,851,320)	\$(2,226,314)	\$(2,226,314)	\$(720,656)
Capital Assets	\$595,162	\$4,274,582	\$3,913,750	\$4,277,500	\$4,277,500	\$2,918
Other Financing Uses	\$1,200,000	—	—	—	—	—
Subtotal	\$26,825,335	\$43,796,222	\$33,540,456	\$35,564,106	\$34,801,028	\$(8,995,194)

Source of Funds

Revenues	Prior Year 2022-2023	Adopted Budget 2023-2024	CY Estimate 2023-2024	Requested Budget 2024-2025	Recommended Budget 2024-2025	Recommended Change from Adopted
Licenses, Permits, and Franchises	\$36,911	\$39,355	\$33,220	\$29,805	\$29,805	\$(9,550)
Fines, Forfeitures, and Penalties	\$13,100	\$10,813	\$12,445	\$12,197	\$12,197	\$1,384
Intergovernmental Revenues	\$11,133,982	\$27,481,521	\$21,292,918	\$19,130,326	\$19,130,326	\$(8,351,195)
Charges for Services	\$1,287,260	\$1,206,174	\$951,295	\$1,042,056	\$1,042,056	\$(164,118)
Miscellaneous Revenues	—	—	—	\$412	\$412	\$412
Other Financing Sources	\$8,207,098	\$9,568,361	\$5,760,580	\$9,454,763	\$9,454,763	\$(113,598)
Subtotal	\$20,678,350	\$38,306,224	\$28,050,458	\$29,669,559	\$29,669,559	\$(8,636,665)
General Fund Contributions	\$6,146,985	\$5,489,998	\$5,489,998	\$5,894,547	\$5,131,469	\$(358,529)
Total Source of Funds	\$26,825,335	\$43,796,222	\$33,540,456	\$35,564,106	\$34,801,028	\$(8,995,194)

Unit Description

Public health is credited with adding 25 years to the life expectancy of people in the United States. Major public health accomplishments in the last 100 years that have prolonged life expectancy include vaccinations, motor vehicle safety laws, safer workplaces, safer drinking water, infectious disease control, healthier food, and alcohol and tobacco laws. The Public Health Bureau is organized into six divisions. Communicable Disease Prevention and Control Division monitors reportable diseases such as tuberculosis, HIV, syphilis, hepatitis A, COVID-19, influenza and Valley Fever; investigates suspected outbreaks; and takes measures to reduce the future spread of disease. Public Health Preparedness prepares Health Department

employees to respond effectively to emergencies and disasters such as pandemics, floods, and forest fires, while enhancing hospital emergency response capability. The Immunization Program collaborates with schools and health care providers to vaccinate children against deadly illnesses. Vital Records Office registers live births and deaths in Monterey County, issues certificates of birth and death, and issues burial and cremation permits. Public Health Laboratories provide local testing to protect our community against public health threats. The Clinical Laboratory receives samples from local hospitals and health care providers to test for infectious diseases such as Norovirus, E. coli and Salmonella. The Environmental Laboratory receives samples from Environmental Health, businesses and residents to test for contaminants in drinking water, wastewater

and recreational water such as beaches and lakes. Community Based Nursing Divisions, Nurse Family Partnership and Maternal, Child, and Adolescent Health Programs promotes comprehensive perinatal services for pregnant women, provides case management for mothers and their babies, and links families to services and resources that reduces the number of babies that die before the age of one. Enhanced Care Management nurses also case manage persons experiencing homelessness, high utilizers of the hospital, and persons with substance use disorders which involves referrals to housing services, drug treatment and medical homes, all of which improve a person’s health and social well-being. Public Health Nutrition services are budgeted in Unit 8123. Chronic Disease and Injury Prevention Division works in schools to prevent teen pregnancy, sexually transmitted infections, and abusive relationships. Prevention teams also work with health care providers and schools to promote oral health by preventing childhood gum disease and cavities. The Division collaborates with cities to reduce motor vehicle, cyclist and pedestrian injuries and deaths, and supports businesses to reduce youth access to alcohol, cannabis, and tobacco products. The newly developed Healthy Aging Program provides outreach and education services that rely on upstream, prevention strategies. Women, Infants and Children (WIC) program provides supplemental food, health care referrals, and nutrition education for low-income pregnant, breastfeeding, and non-breastfeeding postpartum women. Monterey County Employee Wellness Program improves county employee social, emotional, and physical health, which improves staff morale and productivity, reduces absenteeism, reduces worker compensation claims, and can reduce health insurance and disability premium rates. Children’s Medical Services Division is budgeted in Unit 8121. Public Health also administers the Sexual Assault Response Team (SART). The SART Coordinator and trained Sexual Assault Forensic Examiners (SAFE) respond collaboratively with counselors, law Enforcement, and the District Attorney’s Office to reports of cases of sexual assault and sexual abuse.

Recommended FY 2024-25 Positions

Classification Code	Classification Label	FTE
12E04	BUREAU CHIEF	1.00
14C30	MANAGEMENT ANALYST II	3.00
14C31	MANAGEMENT ANALYST III	1.00
14C48	PUBLIC HEALTH PROGRAM MANAGER II	2.00
14C80	PUBLIC HEALTH PROGRAM MANAGER I	1.00
14G02	MANAGEMENT ANALYST I	1.00
14K44	ASSISTANT BUREAU CHIEF	1.00
20B11	ACCOUNTANT II	4.00
20B12	ACCOUNTANT III	1.00
20B93	FINANCE MANAGER II	1.00
43B02	WATER QUALITY SPECIALIST	1.00
50C22	PUBLIC HEALTH MICROBIOLOGIST II	3.00

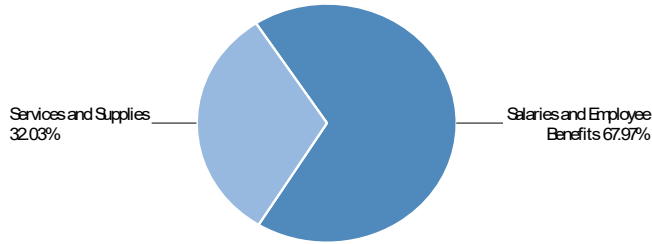
Recommended FY 2024-25 Positions

Classification Code	Classification Label	FTE
50C23	SENIOR PUBLIC HEALTH MICROBIOLOGIST	1.00
50C70	ASSISTANT DIRECTOR - PUBLIC HEALTH LABORATORY	1.00
50C80	DIRECTOR PUBLIC HEALTH LABORATORY	1.00
50C81	PUBLIC HEALTH CHEMIST	1.00
50E23	LABORATORY ASSISTANT	3.00
50J01	CHRONIC DISEASE PREVENTION SPECIALIST I	24.00
50J11	CHRONIC DISEASE PREVENTION SPECIALIST II	10.00
50J21	CHRONIC DISEASE PREVENTION COORDINATOR	9.00
50K18	HEALTH PROGRAM COORDINATOR	6.00
50K23	SENIOR HEALTH EDUCATOR	1.00
50L80	SUPERVISING PUBLIC HEALTH NUTRITIONIST	3.00
50N11	PUBLIC HEALTH EPIDEMIOLOGIST II	2.00
50N22	SUPERVISING PUBLIC HEALTH EPIDEMIOLOGIST	1.00
50U16	BEHAVIORAL HEALTH AIDE	2.00
52A97	CLINIC NURSE PRACTITIONER	1.00
52E01	PUBLIC HEALTH LICENSED VOCATIONAL NURSE	6.00
52E20	DIRECTOR OF PUBLIC HEALTH NURSING	1.00
52E22	PUBLIC HEALTH NURSE II	20.00
52E23	PUBLIC HEALTH NURSE III	2.00
52E80	SUPERVISING PUBLIC HEALTH NURSE	8.00
54B12	CONTRACT PHYSICIAN	0.15
60C21	SOCIAL WORKER II	1.00
60C80	SOCIAL WORK SUPERVISOR I	1.00
60P21	COMMUNITY SERVICE AIDE II	11.00
60P22	COMMUNITY SERVICE AIDE III	2.00
60P23	COMMUNITY SERVICE AIDE IV	4.00
80E22	OFFICE ASSISTANT III	10.00
80E93	SUPERVISING VITAL RECORDS SPECIALIST	1.00
80J22	SENIOR ACCOUNT CLERK	1.00
80J30	ACCOUNTING TECHNICIAN	2.00
Total		156.15

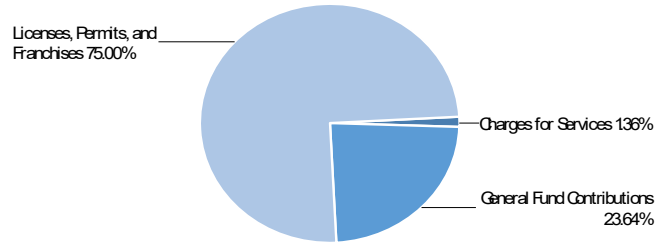
Drinking Water Protection

(Budget Unit 8272—Fund 001—Appropriation Unit HEA005)

Use of Funds



Source of Funds



Use of Funds

Expenditures	Prior Year 2022-2023	Adopted Budget 2023-2024	CY Estimate 2023-2024	Requested Budget 2024-2025	Recommended Budget 2024-2025	Recommended Change from Adopted
Salaries and Employee Benefits	\$1,179,942	\$1,682,009	\$1,336,795	\$1,497,496	\$1,479,500	\$(202,509)
Services and Supplies	\$669,940	\$787,023	\$799,025	\$697,085	\$697,085	\$(89,938)
Subtotal	\$1,849,881	\$2,469,032	\$2,135,820	\$2,194,581	\$2,176,585	\$(292,447)

Source of Funds

Revenues	Prior Year 2022-2023	Adopted Budget 2023-2024	CY Estimate 2023-2024	Requested Budget 2024-2025	Recommended Budget 2024-2025	Recommended Change from Adopted
Licenses, Permits, and Franchises	\$1,363,389	\$1,629,377	\$1,608,143	\$1,632,400	\$1,632,400	\$3,023
Intergovernmental Revenues	—	\$1	\$1	\$1	\$1	—
Charges for Services	\$31,776	\$29,701	\$25,001	\$29,701	\$29,701	—
Miscellaneous Revenues	\$10,236	\$2	\$2	\$2	\$2	—
Subtotal	\$1,405,401	\$1,659,081	\$1,633,147	\$1,662,104	\$1,662,104	\$3,023
General Fund Contributions	\$444,480	\$809,951	\$502,673	\$532,477	\$514,481	\$(295,470)
Total Source of Funds	\$1,849,881	\$2,469,032	\$2,135,820	\$2,194,581	\$2,176,585	\$(292,447)

Unit Description

Drinking Water Protection Services (DWPS) is responsible for permitting, inspection and enforcement of over 1,250 water systems in the County. DWPS provides assistance to non-State regulated public and private potable water distribution systems to comply with local, state and federal regulations, and to resolve water quality and quantity issues. DWPS permits all water well construction, repair and destruction activities in the County; operates a cross-connection control program and a water reuse program; and permits and inspects desalination treatment facilities. Additionally, DWPS issues all hazardous materials monitoring well construction, destruction and soil boring permits and inspections. DWPS is the Local Primacy

Agency (LPA) for the State Water Resource Control Board for the regulation of small public water systems.

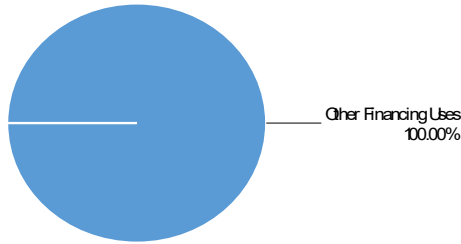
Recommended FY 2024-25 Positions

Classification Code	Classification Label	FTE
30J21	ENVIRONMENTAL HEALTH SPECIALIST II	6.00
30J31	ENVIRONMENTAL HEALTH SPECIALIST III	2.00
30J84	ENVIRONMENTAL HEALTH SPECIALIST IV	2.00
Total		10.00

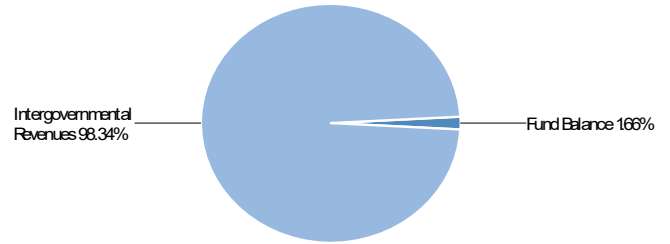
Behavioral Health

(Budget Unit 8410—Fund 022—Appropriation Unit HEA015)

Use of Funds



Source of Funds



Use of Funds

Expenditures	Prior Year 2022-2023	Adopted Budget 2023-2024	CY Estimate 2023-2024	Requested Budget 2024-2025	Recommended Budget 2024-2025	Recommended Change from Adopted
Other Financing Uses	\$18,888,043	\$29,305,772	\$21,677,791	\$30,888,954	\$30,888,954	\$1,583,182
Subtotal	\$18,888,043	\$29,305,772	\$21,677,791	\$30,888,954	\$30,888,954	\$1,583,182

Source of Funds

Revenues	Prior Year 2022-2023	Adopted Budget 2023-2024	CY Estimate 2023-2024	Requested Budget 2024-2025	Recommended Budget 2024-2025	Recommended Change from Adopted
Intergovernmental Revenues	\$33,780,212	\$29,305,772	\$28,024,460	\$30,376,950	\$30,376,950	\$1,071,178
Subtotal	\$33,780,212	\$29,305,772	\$28,024,460	\$30,376,950	\$30,376,950	\$1,071,178
Fund Balance	\$(14,892,170)	—	\$(6,346,669)	\$512,004	\$512,004	\$512,004
General Fund Contributions	\$0	—	—	—	—	—
Total Source of Funds	\$18,888,043	\$29,305,772	\$21,677,791	\$30,888,954	\$30,888,954	\$1,583,182

Unit Description

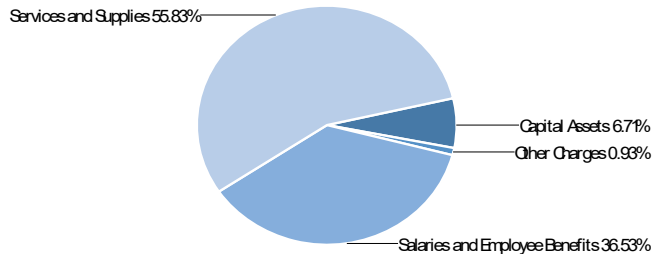
The Local Revenue Fund, Fund 022, was established in FY 2011-12 pursuant to AB 118, to recognize and track non-health and social services sales tax revenue and vehicle license fee realignment funds. For consistency in the treatment of 2011 revenue, effective in March

2015, recognition and tracking of Behavioral Health Sub-account revenue receipts was transferred to Fund 022. The Recommended Budget of \$30,888,954 represents the estimated revenue available to fund eligible expenditures during the budget year.

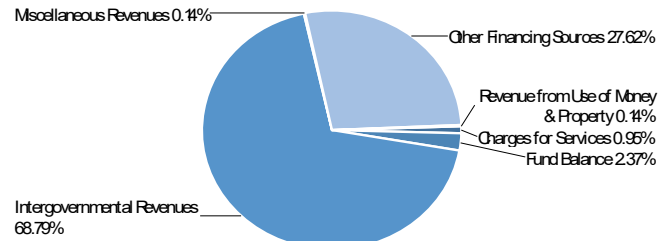
Behavioral Health

(Budget Unit 8410—Fund 023—Appropriation Unit HEA012)

Use of Funds



Source of Funds



Use of Funds

Expenditures	Prior Year 2022-2023	Adopted Budget 2023-2024	CY Estimate 2023-2024	Requested Budget 2024-2025	Recommended Budget 2024-2025	Recommended Change from Adopted
Salaries and Employee Benefits	\$58,281,348	\$67,234,710	\$61,333,776	\$62,479,889	\$61,655,407	\$(5,579,303)
Services and Supplies	\$84,699,308	\$91,523,274	\$100,979,068	\$94,219,462	\$94,219,462	\$2,696,188
Other Charges	\$2,578,650	\$1,463,761	\$1,764,017	\$1,565,577	\$1,565,577	\$101,816
Capital Assets	\$1,501,670	\$2,332,695	\$2,435,753	\$11,329,505	\$11,329,505	\$8,996,810
Subtotal	\$147,060,976	\$162,554,440	\$166,512,614	\$169,594,433	\$168,769,951	\$6,215,511

Source of Funds

Revenues	Prior Year 2022-2023	Adopted Budget 2023-2024	CY Estimate 2023-2024	Requested Budget 2024-2025	Recommended Budget 2024-2025	Recommended Change from Adopted
Fines, Forfeitures, and Penalties	\$138,695	\$115,000	\$115,000	\$115,000	\$115,000	—
Revenue from Use of Money & Property	\$769,967	\$238,993	\$239,237	\$239,237	\$239,237	\$244
Intergovernmental Revenues	\$99,291,376	\$115,473,860	\$127,179,814	\$116,013,824	\$116,013,824	\$539,964
Charges for Services	\$1,089,927	\$1,483,092	\$1,601,442	\$1,594,692	\$1,594,692	\$111,600
Miscellaneous Revenues	\$564,695	\$250,000	\$232,500	\$232,500	\$232,500	\$(17,500)
Other Financing Sources	\$30,972,384	\$41,961,516	\$34,302,684	\$46,578,216	\$46,578,216	\$4,616,700
Subtotal	\$132,827,045	\$159,522,461	\$163,670,677	\$164,773,469	\$164,773,469	\$5,251,008
Fund Balance	\$14,233,931	\$3,031,979	\$2,841,937	\$4,820,964	\$3,996,482	\$964,503
General Fund Contributions	\$0	—	—	—	—	—
Total Source of Funds	\$147,060,976	\$162,554,440	\$166,512,614	\$169,594,433	\$168,769,951	\$6,215,511

Unit Description

Pursuant to Welfare and Institutions Code Section 5600, the Behavioral Health Bureau provides a continuum of County operated and community-based substance use disorder and mental health services. The program provides community prevention programs, crisis intervention, inpatient psychiatric services, social rehabilitation, supportive housing, and outpatient services primarily to Monterey County Medi-Cal beneficiaries who meet the State Department of Health Care Services, Mental Health Division's medical necessity criteria. In addition, the program also serves many non-Medi-Cal eligible residents who have behavioral health disorders. For instance, the program serves non-Medi-Cal eligible children who meet the

Seriously Emotionally Disturbed definition under the newly created Education-Related Mental Health Services Program. The passage of AB 100 realignment and the restructuring of the State Departments of Mental Health and Alcohol and Drugs resulted in a significant transition of Behavioral Health Services from the State to counties.

Behavioral Health Administration provides administrative support to both Mental Health and Substance Use Disorder Programs. This unit includes: Quality Management for Medi-Cal and non-Medi-Cal clinical services; budget preparation, management, and monitoring; accounts receivable/payable; Medi-Cal billing; electronic health records maintenance; information technology support; grants management; contract management; housing projects administration;

capital projects development and coordination; workforce education and training coordination; human resources services; purchasing; and executive management.

Recommended FY 2024-25 Positions

Classification Code	Classification Label	FTE
12E04	BUREAU CHIEF	1.00
14C30	MANAGEMENT ANALYST II	12.00
14C31	MANAGEMENT ANALYST III	5.00
14K41	BEHAVIORAL HEALTH SERVICES MANAGER II	16.00
14K44	ASSISTANT BUREAU CHIEF	1.00
20B10	ACCOUNTANT I	1.00
20B11	ACCOUNTANT II	1.00
20B12	ACCOUNTANT III	4.00
20B93	FINANCE MANAGER II	1.00
20B95	FINANCE MANAGER I	1.00
43J04	DEPARTMENTAL INFORMATION SYSTEMS SPECIALIST	5.00
43J05	DEPARTMENTAL INFORMATION SYSTEMS COORDINATOR	3.00
43J15	SUPERVISING DEPARTMENTAL INFORMATION SYSTEMS COORDINATOR	1.00
50F20	OCCUPATIONAL THERAPIST	1.00
50J11	CHRONIC DISEASE PREVENTION SPECIALIST II	1.00
50J21	CHRONIC DISEASE PREVENTION COORDINATOR	2.00
50N11	PUBLIC HEALTH EPIDEMIOLOGIST II	1.00
50T01	MEDICAL RECORD TECHNICIAN I	2.00
50U16	BEHAVIORAL HEALTH AIDE	24.10
50U42	MEDICAL ASSISTANT	24.00
52A94	PSYCHIATRIC NURSE PRACTITIONER	2.00

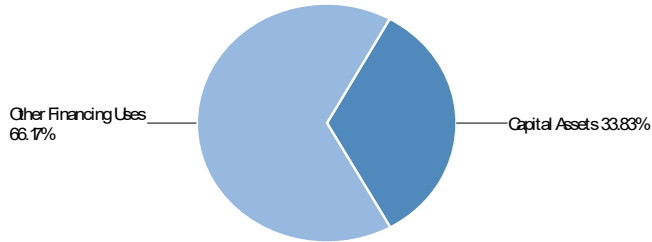
Recommended FY 2024-25 Positions

Classification Code	Classification Label	FTE
52E01	PUBLIC HEALTH LICENSED VOCATIONAL NURSE	11.00
54B12	CONTRACT PHYSICIAN	18.00
60A21	CLINICAL PSYCHOLOGIST	10.00
60B21	PSYCHIATRIC SOCIAL WORKER II	164.00
60B23	BEHAVIORAL HEALTH UNIT SUPERVISOR	35.00
60B25	SENIOR PSYCHIATRIC SOCIAL WORKER	38.00
60C22	SOCIAL WORKER III	64.00
60I10	DEPUTY DIRECTOR BEHAVIORAL HEALTH	4.00
60L01	PATIENT RIGHTS ADVOCATE	1.00
80A31	SECRETARY	1.00
80A32	SENIOR SECRETARY	4.00
80E21	OFFICE ASSISTANT II	2.00
80E22	OFFICE ASSISTANT III	4.00
80J30	ACCOUNTING TECHNICIAN	3.00
80K25	CLINIC OPERATIONS SUPERVISOR	3.00
80L02	PATIENT SERVICES REPRESENTATIVE II	22.00
80L03	SENIOR PATIENT SERVICES REPRESENTATIVE	1.00
80L04	SUPERVISING PATIENT SERVICES REPRESENTATIVE	3.00
80M02	PATIENT FINANCIAL SERVICES SPECIALIST II	4.00
80M03	SENIOR PATIENT FINANCIAL SERVICES SPECIALIST	1.00
80M04	SUPERVISING PATIENT FINANCIAL SERVICES SPECIALIST	1.00
Total		503.10

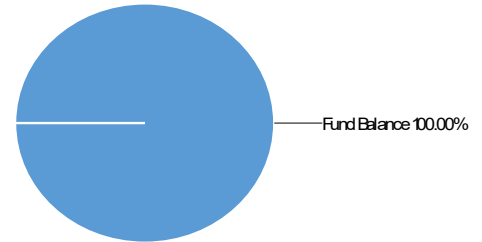
Whole Person Care

(Budget Unit 8473—Fund 023—Appropriation Unit HEA017)

Use of Funds



Source of Funds



Use of Funds

Expenditures	Prior Year 2022-2023	Adopted Budget 2023-2024	CY Estimate 2023-2024	Requested Budget 2024-2025	Recommended Budget 2024-2025	Recommended Change from Adopted
Capital Assets	—	—	—	\$639,000	\$639,000	\$639,000
Other Financing Uses	\$757,593	\$3,825,000	\$3,550,000	\$1,250,000	\$1,250,000	\$(2,575,000)
Subtotal	\$757,593	\$3,825,000	\$3,550,000	\$1,889,000	\$1,889,000	\$(1,936,000)

Source of Funds

Revenues	Prior Year 2022-2023	Adopted Budget 2023-2024	CY Estimate 2023-2024	Requested Budget 2024-2025	Recommended Budget 2024-2025	Recommended Change from Adopted
Fund Balance	\$757,593	\$3,825,000	\$3,550,000	\$1,889,000	\$1,889,000	\$(1,936,000)
General Fund Contributions	\$(0)	—	—	—	—	—
Total Source of Funds	\$757,593	\$3,825,000	\$3,550,000	\$1,889,000	\$1,889,000	\$(1,936,000)

Unit Description

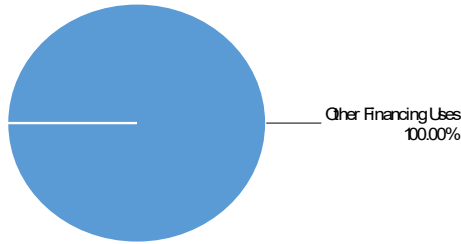
The unit provides enhanced care coordination services to vulnerable high-cost service utilizers experiencing homelessness and a mental

health or substance abuse disorder. Services are provided in coordination with Public Health, Behavioral Health, Social Services, Natividad Medical Center, and community-based organizations.

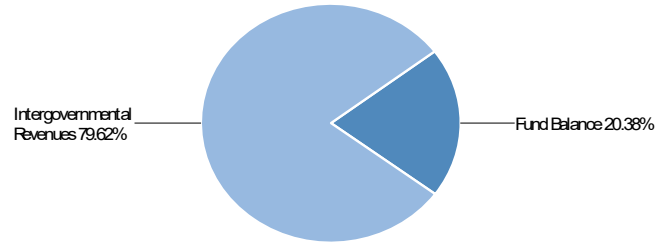
Behavioral Health

(Budget Unit 8410—Fund 025—Appropriation Unit HEA016)

Use of Funds



Source of Funds



Use of Funds

Expenditures	Prior Year 2022-2023	Adopted Budget 2023-2024	CY Estimate 2023-2024	Requested Budget 2024-2025	Recommended Budget 2024-2025	Recommended Change from Adopted
Other Financing Uses	\$10,000,000	\$10,301,721	\$10,301,721	\$12,939,238	\$12,939,238	\$2,637,517
Subtotal	\$10,000,000	\$10,301,721	\$10,301,721	\$12,939,238	\$12,939,238	\$2,637,517

Source of Funds

Revenues	Prior Year 2022-2023	Adopted Budget 2023-2024	CY Estimate 2023-2024	Requested Budget 2024-2025	Recommended Budget 2024-2025	Recommended Change from Adopted
Intergovernmental Revenues	\$13,703,951	\$10,301,721	\$10,301,721	\$10,301,721	\$10,301,721	—
Subtotal	\$13,703,951	\$10,301,721	\$10,301,721	\$10,301,721	\$10,301,721	—
Fund Balance	\$(3,703,951)	—	—	\$2,637,517	\$2,637,517	\$2,637,517
General Fund Contributions	—	—	—	—	—	—
Total Source of Funds	\$10,000,000	\$10,301,721	\$10,301,721	\$12,939,238	\$12,939,238	\$2,637,517

Unit Description

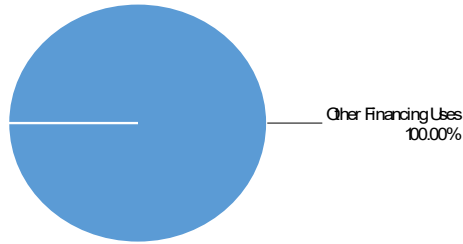
The Health & Welfare Realignment Fund, Fund 025, was established in FY 2012-13 to comply with new 1991 Realignment accounting and funding methodologies adopted by the State. Fund 025 serves as the repository and appropriation unit for all realignment funds. Effective

March 2015, the recognition and tracking of 1991 realignment receipts for Mental Health was transferred to Fund 025. The Recommended Budget of \$12,939,238 represents the estimated revenue available to fund eligible expenditures during the budget year.

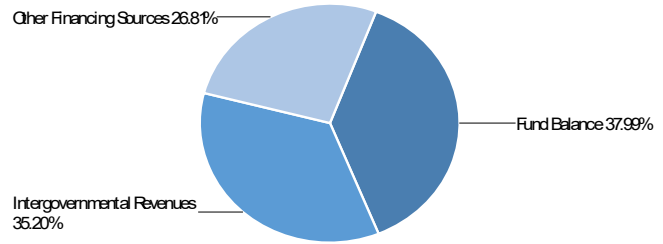
Health Realignment

(Budget Unit 8424—Fund 025—Appropriation Unit HEA013)

Use of Funds



Source of Funds



Use of Funds

Expenditures	Prior Year 2022-2023	Adopted Budget 2023-2024	CY Estimate 2023-2024	Requested Budget 2024-2025	Recommended Budget 2024-2025	Recommended Change from Adopted
Other Financing Uses	\$12,551,805	\$19,379,367	\$19,379,367	\$19,441,219	\$19,441,219	\$61,852
Subtotal	\$12,551,805	\$19,379,367	\$19,379,367	\$19,441,219	\$19,441,219	\$61,852

Source of Funds

Revenues	Prior Year 2022-2023	Adopted Budget 2023-2024	CY Estimate 2023-2024	Requested Budget 2024-2025	Recommended Budget 2024-2025	Recommended Change from Adopted
Intergovernmental Revenues	\$7,371,996	\$6,008,953	\$6,172,069	\$6,843,313	\$6,843,313	\$834,360
Other Financing Sources	\$5,211,274	\$5,239,014	\$5,211,274	\$5,211,274	\$5,211,274	\$(27,740)
Subtotal	\$12,583,270	\$11,247,967	\$11,383,343	\$12,054,587	\$12,054,587	\$806,620
Fund Balance	\$(31,465)	\$8,131,400	\$7,996,024	\$7,386,632	\$7,386,632	\$(744,768)
General Fund Contributions	\$0	—	—	—	—	—
Total Source of Funds	\$12,551,805	\$19,379,367	\$19,379,367	\$19,441,219	\$19,441,219	\$61,852

Unit Description

The Health & Welfare Realignment Fund 025 was established in FY 2012-13 to comply with new 1991 realignment accounting and funding methodologies adopted by the State. Fund 025 will serve as the repository and appropriation unit for realignment funds.


Total expenditures of \$19,441,219 are categorized as follows: \$2,450,645 for Sheriff's Office inmate medical care, \$1,215,998 for

Policy Evaluation and Planning Unit (PEP), \$157,000 for Enhanced Care Management (ECM), \$38,000 for Medi-Cal Coordination (MAA/TCM), \$60,000 for indigent medical services to rural clinics, \$557,409 for Animal Services, \$550,000 for Participatory Budget services, \$1,827,329 for Children's Medical Services, \$9,925,301 for Public Health programs and services, and \$2,659,537 for AB 85 one-time payment.

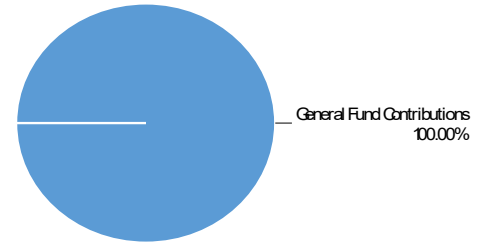
Health Dept. Administration

(Budget Unit 8438—Fund 001—Appropriation Unit HEA014)

Use of Funds



Source of Funds



Use of Funds

Expenditures	Prior Year 2022-2023	Adopted Budget 2023-2024	CY Estimate 2023-2024	Requested Budget 2024-2025	Recommended Budget 2024-2025	Recommended Change from Adopted
Salaries and Employee Benefits	\$9,072,441	\$12,222,096	\$11,242,905	\$10,767,917	\$10,636,598	\$(1,585,498)
Services and Supplies	\$4,816,480	\$3,645,791	\$2,896,656	\$1,335,351	\$1,335,351	\$(2,310,440)
Other Charges	\$(8,685,949)	\$(9,148,626)	\$(8,734,175)	\$(9,985,530)	\$(9,985,530)	\$(836,904)
Capital Assets	\$59,647	—	\$40,000	—	—	—
Subtotal	\$5,262,618	\$6,719,261	\$5,445,386	\$2,117,738	\$1,986,419	\$(4,732,842)

Source of Funds

Revenues	Prior Year 2022-2023	Adopted Budget 2023-2024	CY Estimate 2023-2024	Requested Budget 2024-2025	Recommended Budget 2024-2025	Recommended Change from Adopted
Fines, Forfeitures, and Penalties	\$362,892	—	—	—	—	—
Intergovernmental Revenues	\$3,128,937	\$2,081,679	\$2,494,457	—	—	\$(2,081,679)
Charges for Services	\$147,322	—	\$(8,608)	—	—	—
Miscellaneous Revenues	\$10	—	—	—	—	—
Other Financing Sources	\$532,842	\$2,849,800	\$1,171,754	—	—	\$(2,849,800)
Subtotal	\$4,172,004	\$4,931,479	\$3,657,603	—	—	\$(4,931,479)
General Fund Contributions	\$1,090,614	\$1,787,782	\$1,787,783	\$2,117,738	\$1,986,419	\$198,637
Total Source of Funds	\$5,262,618	\$6,719,261	\$5,445,386	\$2,117,738	\$1,986,419	\$(4,732,842)

Unit Description

Health Department Administration Bureau provides operating Bureaus/Divisions with infrastructure and support services. These services include; departmentwide administration, budget, and accounting oversight, human resources services, management information systems support, program evaluation and data analyses for health policy and program development and monitoring, management of public health accreditations processes, and facilities management.

Recommended FY 2024-25 Positions

Classification Code	Classification Label	FTE
11A09	DIRECTOR HEALTH SERVICES	1.00
12C05	ASSISTANT DIRECTOR OF HEALTH SERVICES	1.00
14A10	PROJECT MANAGER I	1.00
14A11	PROJECT MANAGER II	1.00
14B21	ASSOCIATE PERSONNEL ANALYST	8.00
14B32	SENIOR PERSONNEL ANALYST	4.00
14B66	DEPARTMENTAL HR MANAGER	1.00
14C30	MANAGEMENT ANALYST II	5.50
14C31	MANAGEMENT ANALYST III	3.00

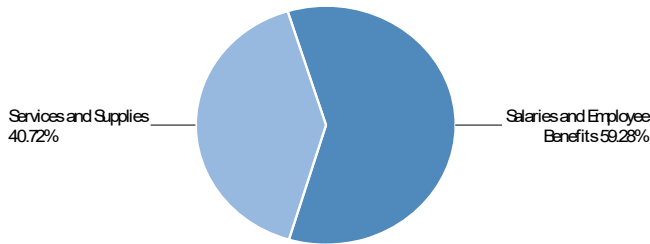
Recommended FY 2024-25 Positions

Classification Code	Classification Label	FTE
14H03	PERSONNEL TECHNICIAN- CONFIDENTIAL	6.00
14N06	OPERATIONS MANAGER	1.00
16C87	BUSINESS TECHNOLOGY ANALYST II	3.00
16C88	BUSINESS TECHNOLOGY ANLYST III	2.00
16C93	BUSINESS TECHNOLOGY ANLYST IV	2.00
16F41	DEPARTMENTAL INFORMATION SYSTEMS MANAGER II	1.00
20B11	ACCOUNTANT II	1.00
20B12	ACCOUNTANT III	1.00
20B93	FINANCE MANAGER II	1.00
20B94	FINANCE MANAGER III	1.00
43J05	DEPARTMENTAL INFORMATION SYSTEMS COORDINATOR	4.00
43J09	SENIOR DEPARTMENTAL INFORMATION SYSTEMS COORDINATOR	2.00
43J15	SUPERVISING DEPARTMENTAL INFORMATION SYSTEMS COORDINATOR	1.00
50J21	CHRONIC DISEASE PREVENTION COORDINATOR	1.00
72A23	BUILDING MAINTENANCE WORKER	1.00
72A81	BUILDING MAINTENANCE SUPERVISOR	1.00
80A99	ADMINISTRATIVE SECRETARY- CONFIDENTIAL	1.00
80E22	OFFICE ASSISTANT III	1.00
80E80	PRINCIPAL OFFICE ASSISTANT	1.00
80J20	ACCOUNTING CLERICAL SUPERVISOR	1.00
80J22	SENIOR ACCOUNT CLERK	1.00
80J30	ACCOUNTING TECHNICIAN	5.00
80U21	TELEPHONE OPERATOR	1.00
Total		65.50

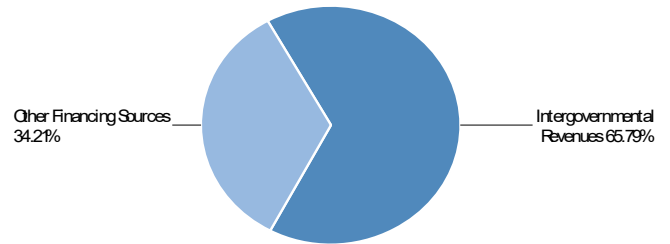
Office of Equity

(Budget Unit 8600—Fund 001—Appropriation Unit HEA014)

Use of Funds



Source of Funds



Use of Funds

Expenditures	Prior Year 2022-2023	Adopted Budget 2023-2024	CY Estimate 2023-2024	Requested Budget 2024-2025	Recommended Budget 2024-2025	Recommended Change from Adopted
Salaries and Employee Benefits	—	—	—	\$4,043,206	\$4,043,206	\$4,043,206
Services and Supplies	—	—	—	\$2,777,638	\$2,777,638	\$2,777,638
Other Charges	—	—	—	\$(782,939)	\$(782,939)	\$(782,939)
Subtotal	—	—	—	\$6,037,905	\$6,037,905	\$6,037,905

Source of Funds

Revenues	Prior Year 2022-2023	Adopted Budget 2023-2024	CY Estimate 2023-2024	Requested Budget 2024-2025	Recommended Budget 2024-2025	Recommended Change from Adopted
Intergovernmental Revenues	—	—	—	\$3,972,492	\$3,972,492	\$3,972,492
Other Financing Sources	—	—	—	\$2,065,412	\$2,065,412	\$2,065,412
Subtotal	—	—	—	\$6,037,904	\$6,037,904	\$6,037,904
General Fund Contributions	—	—	—	\$1	\$1	\$1
Total Source of Funds	—	—	—	\$6,037,905	\$6,037,905	\$6,037,905

Unit Description

The Administration Office of Equity plays a pivotal role in advancing the mission of the Health Department by focusing on three key areas of work. First, it is instrumental in facilitating the Health Department’s Strategic Plan, ensuring that goals and objectives align with the County’s commitment to equity. Second, the Office is responsible for aligning and monitoring the department’s performance standards to meet national public health accreditation requirements, a process that guarantees services meet the highest standards of public health practice. Third, it addresses the social and environmental determinants of health by implementing policies and practices aimed at creating more equitable health outcomes across our communities. Expanding its reach, the Office of Equity also enhances access to care by identifying barriers within the healthcare system and developing strategies to overcome them, ensuring that all community members, regardless of their socio-economic status, have the ability to obtain the care they need. This commitment to improving access is part of a broader effort to support health equity improvement in both the Health Department and the wider community. In support of these efforts, the Office of Equity aids Health Department programs and community organizations through program evaluations, responding to

requests for data on chronic diseases and the built environment, conducting health impact reviews, and providing grant writing assistance for initiatives that span across multiple systems. These activities not only bolster the Health Department’s capacity to address health disparities but also strengthen the foundation for a healthier, more equitable community.

Recommended FY 2024-25 Positions

Classification Code	Classification Label	FTE
14C30	MANAGEMENT ANALYST II	2.00
14C31	MANAGEMENT ANALYST III	2.00
14C48	PUBLIC HEALTH PROGRAM MANAGER II	1.00
14C80	PUBLIC HEALTH PROGRAM MANAGER I	1.00
50J11	CHRONIC DISEASE PREVENTION SPECIALIST II	3.00
50J21	CHRONIC DISEASE PREVENTION COORDINATOR	6.00

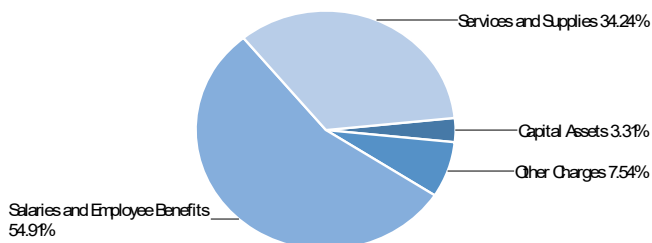
Recommended FY 2024-25 Positions

Classification Code	Classification Label	FTE
50N11	PUBLIC HEALTH EPIDEMIOLOGIST II	2.00
50N22	SUPERVISING PUBLIC HEALTH EPIDEMIOLOGIST	1.00
60P22	COMMUNITY SERVICE AIDE III	9.00
80E21	OFFICE ASSISTANT II	1.00
	Total	28.00

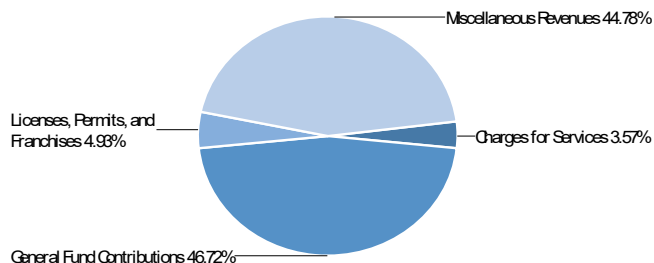
Animal Services

(Budget Unit 8442—Fund 001—Appropriation Unit HEA001)

Use of Funds



Source of Funds



Use of Funds

Expenditures	Prior Year 2022-2023	Adopted Budget 2023-2024	CY Estimate 2023-2024	Requested Budget 2024-2025	Recommended Budget 2024-2025	Recommended Change from Adopted
Salaries and Employee Benefits	\$2,258,646	\$3,130,567	\$2,563,181	\$3,588,034	\$3,372,933	\$242,366
Services and Supplies	\$1,527,074	\$1,647,096	\$1,796,542	\$2,132,589	\$2,103,176	\$456,080
Other Charges	\$426,953	\$359,338	\$359,716	\$463,059	\$463,059	\$103,721
Capital Assets	\$85,974	\$159,600	\$429,600	\$387,115	\$203,600	\$44,000
Subtotal	\$4,298,646	\$5,296,601	\$5,149,039	\$6,570,797	\$6,142,768	\$846,167

Source of Funds

Revenues	Prior Year 2022-2023	Adopted Budget 2023-2024	CY Estimate 2023-2024	Requested Budget 2024-2025	Recommended Budget 2024-2025	Recommended Change from Adopted
Licenses, Permits, and Franchises	\$227,292	\$301,000	\$301,000	\$303,000	\$303,000	\$2,000
Charges for Services	\$264,871	\$164,000	\$206,847	\$219,000	\$219,000	\$55,000
Miscellaneous Revenues	\$1,171,353	\$1,536,089	\$2,194,510	\$2,946,023	\$2,750,658	\$1,214,569
Other Financing Sources	—	\$557,698	—	—	—	\$(557,698)
Subtotal	\$1,663,517	\$2,558,787	\$2,702,357	\$3,468,023	\$3,272,658	\$713,871
General Fund Contributions	\$2,635,129	\$2,737,814	\$2,446,682	\$3,102,774	\$2,870,110	\$132,296
Total Source of Funds	\$4,298,646	\$5,296,601	\$5,149,039	\$6,570,797	\$6,142,768	\$846,167

Unit Description

Animal Services provides health protection to the residents of Monterey County through rabies and stray animal control. Animal Services also provides public education, volunteer opportunities, field response for dangerous animals and nuisance complaints, pet licensing, spay and neuter services and shelter for approximately 4,000 animals annually, which largely consist of animals coming in as stray and roaming animals.

Recommended FY 2024-25 Positions

Classification Code	Classification Label	FTE
14H24	EDUCATOR AND VOLUNTEER COORDINATOR	2.00
34C01	ANIMAL CONTROL OFFICER	5.00
34C02	SENIOR ANIMAL CONTROL OFFICER	1.00
34C11	ANIMAL SERVICES SUPERVISOR	2.00
50M21	REGISTERED VETERINARY TECHNICIAN	1.50
50M80	VETERINARIAN	1.50
70B03	ANIMAL CARE TECHNICIAN II	7.00
70B04	SENIOR ANIMAL CARE TECHNICIAN	1.00

Recommended FY 2024-25 Positions

Classification Code	Classification Label	FTE
80E01	OFFICE ASSISTANT I	1.00
80E21	OFFICE ASSISTANT II	4.00
80E22	OFFICE ASSISTANT III	1.00
80E80	PRINCIPAL OFFICE ASSISTANT	1.00
	Total	28.00

Bienestar Salinas

(Budget Unit 8446—Fund 001—Appropriation Unit HEA007)

Use of Funds	Source of Funds
Intentionally Left Blank	Intentionally Left Blank

Use of Funds

Expenditures	Prior Year 2022-2023	Adopted Budget 2023-2024	CY Estimate 2023-2024	Requested Budget 2024-2025	Recommended Budget 2024-2025	Recommended Change from Adopted
Salaries and Employee Benefits	\$73,065	—	—	—	—	—
Services and Supplies	\$36,157	—	—	—	—	—
Subtotal	\$109,223	—	—	—	—	—

Source of Funds

Revenues	Prior Year 2022-2023	Adopted Budget 2023-2024	CY Estimate 2023-2024	Requested Budget 2024-2025	Recommended Budget 2024-2025	Recommended Change from Adopted
Charges for Services	\$14,912	—	—	—	—	—
Subtotal	\$14,912	—	—	—	—	—
General Fund Contributions	\$94,311	—	—	—	—	—
Total Source of Funds	\$109,223	—	—	—	—	—

Unit Description

Effective Fiscal Year 2023-24, this Unit is consolidated in Unit 8592.

Marina Integrative Clinic

(Budget Unit 8447—Fund 001—Appropriation Unit HEA007)

Use of Funds

Source of Funds

Intentionally Left Blank

Intentionally Left Blank

Use of Funds

Expenditures	Prior Year 2022-2023	Adopted Budget 2023-2024	CY Estimate 2023-2024	Requested Budget 2024-2025	Recommended Budget 2024-2025	Recommended Change from Adopted
Salaries and Employee Benefits	\$90,488	—	—	—	—	—
Services and Supplies	\$47,864	—	—	—	—	—
Subtotal	\$138,352	—	—	—	—	—

Source of Funds

Revenues	Prior Year 2022-2023	Adopted Budget 2023-2024	CY Estimate 2023-2024	Requested Budget 2024-2025	Recommended Budget 2024-2025	Recommended Change from Adopted
Charges for Services	\$37,531	—	—	—	—	—
Subtotal	\$37,531	—	—	—	—	—
General Fund Contributions	\$100,821	—	—	—	—	—
Total Source of Funds	\$138,352	—	—	—	—	—

Unit Description

Effective Fiscal Year 2023-24, this Unit is consolidated in Unit 8592.

Laurel Vista

(Budget Unit 8448—Fund 001—Appropriation Unit HEA007)

Use of Funds

Source of Funds

Intentionally Left Blank

Intentionally Left Blank

Use of Funds

Expenditures	Prior Year 2022-2023	Adopted Budget 2023-2024	CY Estimate 2023-2024	Requested Budget 2024-2025	Recommended Budget 2024-2025	Recommended Change from Adopted
Salaries and Employee Benefits	\$616,717	—	—	—	—	—
Services and Supplies	\$142,059	—	—	—	—	—
Other Charges	\$171,339	—	—	—	—	—
Capital Assets	\$1,266	—	—	—	—	—
Subtotal	\$931,381	—	—	—	—	—

Source of Funds

Revenues	Prior Year 2022-2023	Adopted Budget 2023-2024	CY Estimate 2023-2024	Requested Budget 2024-2025	Recommended Budget 2024-2025	Recommended Change from Adopted
Intergovernmental Revenues	\$11,959	—	—	—	—	—
Charges for Services	\$359,191	—	—	—	—	—
Subtotal	\$371,150	—	—	—	—	—
General Fund Contributions	\$560,231	—	—	—	—	—
Total Source of Funds	\$931,381	—	—	—	—	—

Unit Description

Effective Fiscal Year 2023-24, this Unit is consolidated in Unit 8592.

Clinic Services Quality Improvement

(Budget Unit 8449—Fund 001—Appropriation Unit HEA007)

Use of Funds

Source of Funds

Intentionally Left Blank

Intentionally Left Blank

Use of Funds

Expenditures	Prior Year 2022-2023	Adopted Budget 2023-2024	CY Estimate 2023-2024	Requested Budget 2024-2025	Recommended Budget 2024-2025	Recommended Change from Adopted
Salaries and Employee Benefits	\$1,017,278	—	—	—	—	—
Services and Supplies	\$221,247	—	—	—	—	—
Subtotal	\$1,238,525	—	—	—	—	—

Source of Funds

Revenues	Prior Year 2022-2023	Adopted Budget 2023-2024	CY Estimate 2023-2024	Requested Budget 2024-2025	Recommended Budget 2024-2025	Recommended Change from Adopted
Intergovernmental Revenues	\$5,000	—	—	—	—	—
Subtotal	\$5,000	—	—	—	—	—
General Fund Contributions	\$1,233,525	—	—	—	—	—
Total Source of Funds	\$1,238,525	—	—	—	—	—

Unit Description

Effective Fiscal Year 2023-24, this Unit is consolidated in Unit 8591.

Customer Service Center

(Budget Unit 8450—Fund 001—Appropriation Unit HEA007)

Use of Funds	Source of Funds
Intentionally Left Blank	Intentionally Left Blank

Use of Funds						
Expenditures	Prior Year 2022-2023	Adopted Budget 2023-2024	CY Estimate 2023-2024	Requested Budget 2024-2025	Recommended Budget 2024-2025	Recommended Change from Adopted
Salaries and Employee Benefits	\$1,494,691	—	—	—	—	—
Services and Supplies	\$34,773	—	—	—	—	—
Subtotal	\$1,529,465	—	—	—	—	—

Source of Funds						
Revenues	Prior Year 2022-2023	Adopted Budget 2023-2024	CY Estimate 2023-2024	Requested Budget 2024-2025	Recommended Budget 2024-2025	Recommended Change from Adopted
General Fund Contributions	\$1,529,465	—	—	—	—	—
Total Source of Funds	\$1,529,465	—	—	—	—	—

Unit Description
 Effective Fiscal Year 2023-24, this Unit is consolidated in Unit 8591.



This page intentionally left blank.

Social Services

Department Overview:

The Department of Social Services (DSS) promotes the social and economic self-reliance of individuals and families in Monterey County through employment services, temporary financial assistance, social support services, protective services to children, dependent adults and seniors, and partnerships with the community to develop and support personal responsibility and self-sufficiency.

Programs and Functions:

COMMUNITY BENEFITS (CB) provides eligibility services for Medi-Cal health insurance, CalFresh nutrition assistance, CalWORKs through cash aid to families with children, and General Assistance to indigent adults.

FAMILY AND CHILDREN SERVICES BENEFITS (FCS) provides child abuse and neglect prevention, assesses and investigates referrals of child abuse and neglect, supports adoptions and other permanency resources when reunification is not possible, and provides independent living skills services for older youth who are in care or emancipating to independence.

CalWORKs EMPLOYMENT SERVICES (CWES) administers the Welfare-to-Work Employment Program providing self-sufficiency services to CalWORKs customers. This includes childcare, job search support, skill building, wage subsidies, and services to overcome barriers related to housing, mental health, substance abuse, and domestic violence.

AGING AND ADULT SERVICES (AAS) administers the Adult Protective Services (APS) Program to address abuse and dependent adult exploitation, In-Home Supportive Services (IHSS) program to provide home care services as an alternative to out of home residential or institutional care, Supplemental Security Income (SSI) advocacy to support disabled General Assistance recipients applying for more appropriate SSI benefits, and Area Agency on Aging programs for seniors.

MILITARY & VETERANS AFFAIRS OFFICE (MVAO) provides support and assistance to veterans, their survivors, and dependents through outreach, preparation of benefit claims, and prosecution of appeals.

Department's Contribution to County of Monterey's Strategic Initiatives:

HEALTH AND HUMAN SERVICES: Improve health and quality of life through promoting access to equitable opportunities for healthy choices and healthy environments in collaboration with a strong network of communities to support Medi-Cal, CalFresh, and CalWORKs outreach, CalWORKs Employment, Child Welfare, Adult Protective Services, Behavioral Health, and community organizations.

ECONOMIC DEVELOPMENT INITIATIVE: Strengthen economic development by delivering CalFresh nutrition assistance, allowing families to spend approximately \$68 million in federal funds at local groceries stores and restaurants, and determining eligibility for Medi-Cal benefits which are critical for sustaining the County's health care delivery system.



FOOD ASSISTANCE



ELDER CARE



SAFETY NET SERVICES



HEALTH INSURANCE

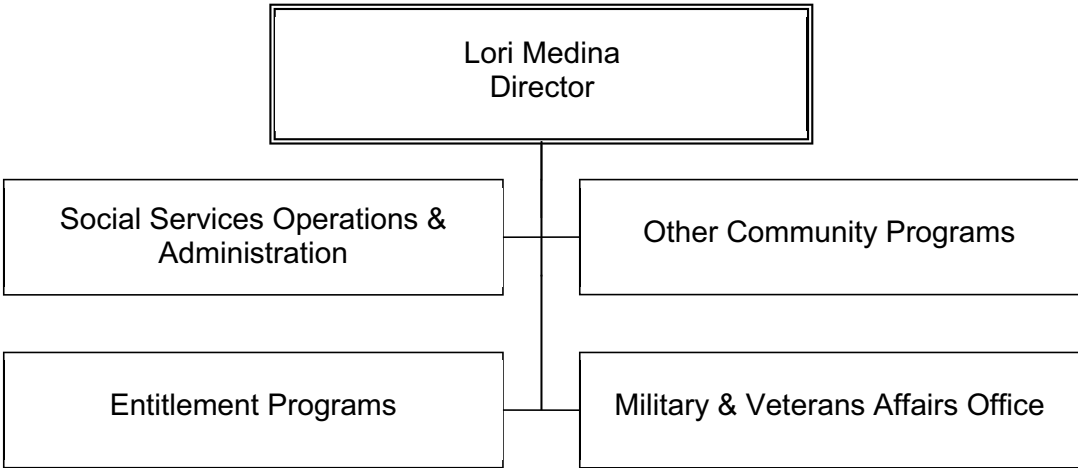


WELFARE TO WORK

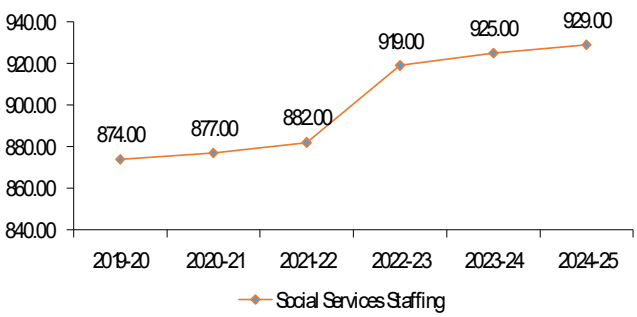


CHILD WELFARE

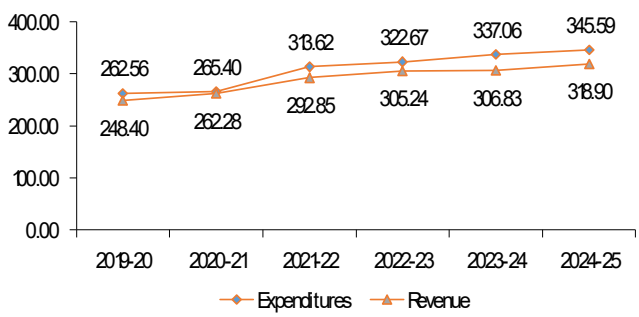
Operating Budget: \$345,594,452
Positions (FTEs): 929.00



Staffing Trends



Expenditure/Revenue History (in millions)

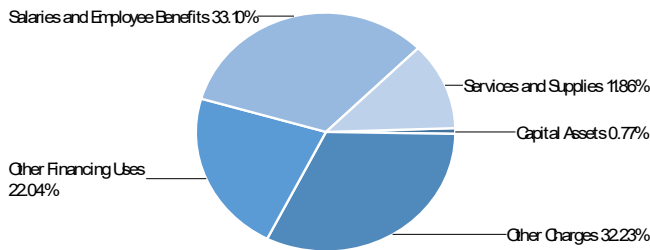


Performance Measures

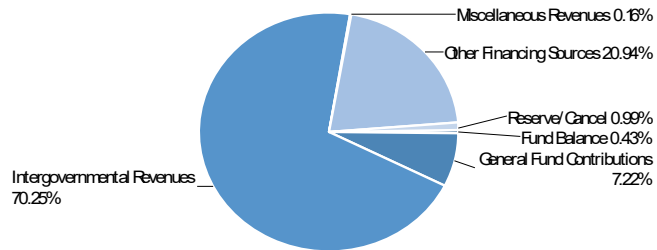
The following effectiveness measures demonstrate the Department’s efforts and performance in improving the social and economic security of county residents and assisting veterans and their families.

Key Performance Measures	2021-22 Actual	2022-23 Actual	2023-24 Mid-Year
Total county residents aided.	237,754	251,713	232,259
Percent of Community Benefits applications processed timely. Target = 100%	88.93%	88.16%	92.63%
Rate of work participation for CalWORKs (not including WINS). Target = 50%	58.96%	51.89%	55.08%
Average monthly number of IHSS recipients.	5,478	5,878	6,362
Number of adult protective services referrals.	2,527	2,582	2,324
Number of child maltreatment allegations referred.	4,439	4,307	1,352
Children in care per 1,000 children in population.	2.8	1.9	1.6
Number of Veteran claims submitted	3,595	6,149	3,274

Use of Funds



Source of Funds



Use of Funds

Expenditures	Prior Year 2022-2023	Adopted Budget 2023-2024	CY Estimate 2023-2024	Requested Budget 2024-2025	Recommended Budget 2024-2025	Recommended Change from Adopted
Salaries and Employee Benefits	\$99,645,037	\$117,784,371	\$113,561,667	\$119,592,383	\$114,384,032	\$(3,400,339)
Services and Supplies	\$43,123,581	\$41,154,717	\$43,970,372	\$41,381,989	\$40,981,989	\$(172,728)
Other Charges	\$98,380,299	\$101,101,414	\$106,377,993	\$111,473,504	\$111,373,504	\$10,272,090
Capital Assets	\$2,729,754	\$2,212,529	\$2,677,984	\$2,669,334	\$2,669,334	\$456,805
Other Financing Uses	\$78,787,246	\$71,191,556	\$70,472,927	\$76,054,558	\$76,185,593	\$4,994,037
Subtotal	\$322,665,917	\$333,444,587	\$337,060,943	\$351,171,768	\$345,594,452	\$12,149,865

Source of Funds

Revenues	Prior Year 2022-2023	Adopted Budget 2023-2024	CY Estimate 2023-2024	Requested Budget 2024-2025	Recommended Budget 2024-2025	Recommended Change from Adopted
Revenue from Use of Money & Property	\$2,853	\$500	\$500	\$500	\$500	—
Intergovernmental Revenues	\$227,925,095	\$234,831,071	\$238,103,063	\$249,528,674	\$245,120,466	\$10,289,395
Charges for Services	\$115,000	\$115,000	\$125,000	\$135,000	\$135,000	\$20,000
Miscellaneous Revenues	\$1,513,757	\$1,210,985	\$1,240,082	\$569,149	\$569,149	\$(641,836)
Other Financing Sources	\$75,684,189	\$68,330,884	\$67,362,799	\$73,070,983	\$73,070,983	\$4,740,099
Subtotal	\$305,240,894	\$304,488,440	\$306,831,444	\$323,304,306	\$318,896,098	\$14,407,658
Fund Balance	\$(801,670)	\$2,745,224	\$2,120,464	\$1,373,719	\$1,504,754	\$(1,240,470)
General Fund Contributions	\$18,226,693	\$26,210,923	\$28,109,035	\$23,031,688	\$21,731,545	\$(4,479,378)
Reserves/Cancel	—	—	—	\$3,462,055	\$3,462,055	\$3,462,055
Total Source of Funds	\$322,665,917	\$333,444,587	\$337,060,943	\$351,171,768	\$345,594,452	\$12,149,865

Summary of Recommendation

The Recommended Budget for the Department of Social Services (DSS) totals \$345,594,452 in appropriations, financed by \$318,896,098 in program revenues, \$21,731,545 in General Fund Contributions (GFC), \$3,462,055 in general fund restricted assignment use (\$427,823 for Social Services, \$444,900 for Military & Veteran Services, and \$2,589,332 for Community Programs), and \$1,504,754 in departmental 1991 Realignment fund balance. This represents increased appropriations of \$12.1 million, increased estimated revenues of \$14.4 million, and a decrease of GFC of \$4.5 million from the Fiscal Year (FY) 2023-24 Adopted Budget.

The increase in appropriations is primarily driven by program growth projected for the entitlement (client benefits) programs of \$11.7 million for CalWORKs due to caseload grant increases and \$1.6 million for the In-Home Supportive Services (IHSS) Maintenance of Effort (MOE) and negotiated wage increase. There is an expected

decrease of \$1.8 million for Out of Home Care due to a reduction in caseload and costs since the Department’s implementation of the pre-custodial child and family team meetings; however, this decrease does not offset the rising caseloads and costs in other entitlement areas. Additionally, there is an increase of \$5 million in operating transfers out from Sales Tax Realignment Funds to support the entitlement programs and a \$3.4 million decrease in Salaries and Benefits due to vacancy-related salary savings.

The Recommended Budget includes 929 full-time positions, an increase of four FTEs over the FY 2023-24 Adopted Budget. One position, an Assistant Deputy Director for the Community Benefits Branch, was allocated to the Department by Board of Supervisors’ approval in the middle of the 2023-24 fiscal year. The other three positions are added in this Recommended Budget via augmentations. Two of those positions, a Supervising Office Assistant II and an Office Assistant III, are for the newly mandated CalAIM program which ensures that individuals released from incarceration are

screened for Medi-Cal eligibility, and the other added position is an Assistant Deputy Director for the Family and Children Services Branch. Two additional augmentations are included in the Recommended Budget: \$509,846 for the County's share of the IHSS negotiated wage increase, and \$100,000 to provide operational support to Community Human Services for the operation of the Shuman HeartHouse, which provides shelter for women and families with children.

Budget Impacts

The Recommended Budget does not include two augmentations that request to restore a total \$500,000 due to a reduction of GFC. The Department is further impacted by the inability to leverage those County funds for additional state and federal funding to support Social Services Programs. This results in a further reduction of \$3.9 million in salary savings and two augmentation requests for additional program funding. The first augmentation requests \$100,000 for the General Assistance Program to provide cash assistance for a County-funded entitlement program. The second augmentation requests \$400,000 for homeless programs, which will support the operations of the Salinas Housing Advancement, Resources and Education (SHARE) Center and support the local Continuum of Care Coordinator, who ensures compliance with multiple state and federal regulations that allow the County to remain eligible for and to draw down millions of dollars in targeted funding for homeless services and interventions.

Additionally, the Recommended Budget reflects the following impacts per the Governor's Proposed State Budget for FY 2024-25:

Eliminates \$2.7 million from the CalWORKs Program despite increasing caseloads and heavy impacts to local services centers.

Eliminates the Expanded Subsidized Employment Program, which removes \$1.9 million from the Department's budget. This program, contracted thru Goodwill Central Coast, provides approximately 200 adults with real work experience and job skills development and impacts the local economy by financially assisting the vendors who provide wage subsidies to local businesses.

Eliminates the Family Stabilization Program, which removes \$1.9 million from the Department's budget. This program provides intensive case management and family housing support services.

Eliminates the Family Urgent Response Program, which removes \$0.5 million from the Department's budget. This program provides critically needed support for current and former foster youth and their caregivers.

Delays funding of approximately \$1 million for the Bringing Families Home, Home Safe, and Housing and Disability Advocacy Programs, which provide crucial housing support and stability services to targeted vulnerable populations.

Prior Year Accomplishments

DSS resources, combined with staff committee work, contributed to the development of a new community-wide shelter grievance standard, community-wide rapid re-housing education and coordination, investments in the improvement of the coordinated entry system, and participation in a new "anti-displacement housing taskforce."

DSS has been an active participant in various collaborative efforts across County departments, local jurisdictions, and community partners to target system gaps and improve service delivery to some of the most vulnerable residents of Monterey County. New agreements and Memoranda of Understanding (MOUs) have resulted in new regional collaborations and assisted in drawing down state funding such as the Homeless Housing, Assistance and Prevention (HHAP) Program which required a dual county (Monterey and San Benito) strategic partnership with the local continuum of care operator.

DSS has updated approximately ten program directives to support work processes for our social work staff. Family and Child Services (FCS) held four all-staff events in person to review the updated policies and procedures and enhanced the six-week staff induction process to support more hands-on coaching during and after induction. Additionally, FCS filled 17 vacancies in the last year and supported one social worker pursuing bachelor level schooling and four social workers participating in a social work master's program via internship opportunities. FCS also started Mandated Reporter training this year in collaboration with the Child Abuse Prevention Council and the Intake Unit.

FCS continues to meet with the Human Resource Department monthly to review recruitment and retention processes and hold meetings with staff post-induction to determine ongoing needs and support. FCS leveraged training contracts to provide relevant and needed training to staff in the Child Welfare field and has continued to meet with local universities to support interns and discuss trends in the field. Additionally, FCS hosted two informational sessions for the Title IV-E Program, which provides professional education and support to graduate and undergraduate social work students.

FCS was able to underfill various Social Worker I, II, and III positions allowing some staff to gain "working out of class" experience. With these Social Worker I, II, and III positions open, FCS was able to recruit staff from other DSS branches who had bachelor's degrees in social work or a related field.

The Military and Veterans Affairs Office (MVAO) continued to advocate to local, regional, and federal Veterans Affairs (VA) leadership about ways to improve access to pharmaceutical care and made efforts to establish a pharmacy at the MG Gourley VA Clinic in Marina. MVAO worked closely with the County Legislative Committee and State Assembly and Senate representatives to establish a California Department of Veterans Affairs long-term care facility in Monterey County.

Aging and Adult Services (AAS) established a contract with Central Coast Center for Independent Living (CCCIL) to provide housing navigation case management and direct financial assistance to Home Safe clients. Adult Protective Services (APS) and CCCIL collaborated to provide services to over 45 elderly and/or disabled Home Safe clients, including enhanced case management, housing navigation, and direct financial assistance to prevent homelessness.

Area Agency on Aging (AAA) secured a competitive three-year grant from the Mental Health Services Oversight and Accountability Commission (MHSOAC) to launch the Age Wise program in Monterey County from 2023 to 2026. This initiative caters to older adults with serious mental illness or emotional disturbances, often overlooked and at high risk. It integrates intensive case management and wraparound support, leveraging partnerships with the Monterey County Behavioral Health Department, AAS, APS, AAA, and community collaborators.

AAA continues to expand the Aging and Disability Resource Connection (ADRC) No Wrong Door service delivery model by including service provider subcontractors as required ADRC partner agencies. AAA hosted six ADRC Community Partner meetings with representatives from local agencies serving older adults and persons with disabilities to share information and promote the No Wrong Door service delivery model and sent regular email informational updates to a network of over 100 community partner agencies. AAA and ADRC also produced and distributed over 13,000 copies of the bilingual “Living Well: Aging and Disability Resource Guide” with extensive information about local services for older adults and persons with disabilities.

Colocation of AAS and CWES services has simplified client access between programs. AAS and CWES employees receive regular and ongoing cross-training to increase their awareness and ability to seamlessly refer clients across programs. A combined One Stop Community Center reception office ensures clients are able to access services in either program or both programs simultaneously.

In-person Job Search Workshop (JSW) classes in Salinas are in place and seats are filled with clients seeking job skills training and placement. In-person JSW classes were re-established in King City to support South County families, and enrollments are growing.

The Community Benefits (CB) Branch received approximately 4,500 applications per month for public assistance with a peak during the winter, exceeding 5,500 applications per month. Staff sustained high service delivery levels by processing over 90% of the applications timely. In addition, Monterey County continues to be acknowledged by California Department of Social Services (CDSS) for being well above the State 30-day CalFresh processing rate.

CB continued to expanded services in CalWORKs, General Assistance, CalFresh, and Medi-Cal with the overall caseload for cash and food assistance growing by 3,500 cases. On average, the Department provides \$10-\$15 million in food assistance and \$2-\$3 million in cash assistance per month. In addition, over 18,000 non-citizens between the ages of 26 and 49 are now receiving full scope medical benefits due to the Medi-Cal expansion. Effective January 1, 2024, most, if not all, of the more than 188,000 Medi-Cal customers are now able to receive medical assistance. The branch continued to offer outreach and expand pathways to apply for benefits, which included presentations to community partners and participation in health fairs and events to provide program and enrollment information, as well as support to existing customers. In addition, CB purchased a medium sized mobile van with American Rescue Plan Act (ARPA) funding and was awarded a USDA Food and Nutrition Service (FNS) grant in the amount of \$858,348 to purchase a large mobile office. The mobile office is expected to be available in calendar year 2025 and used in routes throughout Monterey County to provide benefits information, enroll new participants, and answer questions. The mobile office will allow the branch to complete interviews in a confidential setting and collaborate outreach efforts with other departments throughout the year and during natural disasters.

Budget Year Goals

Improve the quality and coordination of partnerships across branches, County departments, and community partners to strengthen and sustain system-wide infrastructures that address self-sufficiency, homeless prevention, and homelessness.

Embark and make progress on the Homeless Housing, Assistance and Prevention Program strategic plan and establish benchmarks to meet set goals.

Continue to develop funding strategies, including interdepartmental MOUs and joint funding plans, that address federal and state policy changes and funding priorities that emphasize the department’s demonstrated sustainability and ability to leverage resources.

Upgrade and maintain department facilities to ensure a welcoming and professional environment for customers and staff.

Continue to implement Home Safe to provide wraparound services for seniors and persons with disabilities to prevent homelessness.

Maintain and grow a strong and collaborative ADRC network of community partner agencies serving older adults and persons with disabilities through the No Wrong Door service delivery model.

Engage families in a Welfare-to-Work Sanction status using the goals, strategies, and action steps identified in the California Outcomes and Accountability Reporting System Improvement Plan (Cal-SIP).

Increase the Welfare-to-Work Orientation Attendance rate using Cal-SIP strategies which will increase client awareness and participation in CWES program activities and barrier removal services.

Ensure that the policies DSS has created continue to be updated as new All County Letters are released and as the department receives feedback from staff related to practice needs.

Continue to have a robust recruitment and retention process in partnership with Human Resources as well as training plans for each unit.

Continue to sustain high service delivery levels by utilizing technology and a self-service center to educate customers on the different methods to enroll and report changes to increase benefit accuracy while ensuring timely benefits are issued.

Continue to expand coordinating outreach efforts for former Esperanza Care Program participants not receiving Medi-Cal services, re-establishing outreach sites and coordinating efforts with community partners to provide information and enroll hardest to reach areas with the mobile van unit.

Continue the effort to introduce legislation to establish a California Department of Veterans Affairs - Veterans Home in Monterey County.

Introduce new policies and procedures to better serve National Guard/ Reserve members and Veterans who are County employees or are seeking employment with the County.

Pending Issues

California Department of Social Services may receive a U.S. Department of Agriculture (USDA) federal penalty based upon California’s high error rate for CalFresh programs. All states are responsible for maintaining an error rate that does not exceed the national average error rate, which was 11.09% in federal fiscal year 2023. The County of Monterey had an error rate of 12.36%. States that exceed the national average error rate for two consecutive years will be sanctioned with a monetary penalty. California shares this penalty with the counties that caused the state to exceed the national average error rate in the second year. The County is reviewing

processes, creating trainings, identifying tips and new tools, meeting with customers directly to gain input as to their understanding of reporting responsibilities and materials provided to them, and meeting with staff regularly to gain input and improve accuracy.

Policy Considerations

There are no policy considerations.

Appropriation Expenditure Detail

	Prior Year 2022-2023	Adopted Budget 2023-2024	CY Estimate 2023-2024	Requested Budget 2024-2025	Recommended Budget 2024-2025	Recommended Change from Adopted	Fund Code	Budget Unit Code
CalWORKS/TANF (SOC001)	\$37,709,086	\$36,676,064	\$44,013,553	\$48,368,801	\$48,368,801	\$11,692,737	001	8252
General Assistance (SOC002)	\$930,757	\$779,355	\$1,121,947	\$1,100,832	\$1,000,832	\$221,477	001	8253
IHSS Wages/Benefits (SOC001)	\$23,241,921	\$25,499,426	\$25,458,893	\$27,129,664	\$27,129,664	\$1,630,238	001	8254
Out of Home Care (SOC001)	\$22,874,032	\$26,455,603	\$24,230,646	\$24,613,178	\$24,613,178	\$(1,842,425)	001	8255
Community Action Partnership (SOC007)	\$519,419	\$503,733	\$530,111	\$536,159	\$533,479	\$29,746	008	8257
Community Programs (SOC004)	\$12,746,262	\$5,210,270	\$7,667,926	\$4,975,805	\$4,575,805	\$(634,465)	001	8258
IHSS Public Authority (SOC008)	\$862,436	\$1,019,853	\$983,034	\$1,099,024	\$1,099,024	\$79,171	005	8259
Military & Veterans Services (0xx)	\$0	\$0	\$0	\$360	\$360	\$360	001	8260
Military & Veterans Services (SOC003)	\$1,812,279	\$2,355,922	\$2,151,000	\$2,268,108	\$2,249,425	\$(106,497)	001	8260
Social Services (SOC005)	\$138,770,365	\$157,993,784	\$155,504,105	\$159,457,541	\$154,274,567	\$(3,719,217)	001	8262
Area Agency on Aging (SOC010)	\$4,447,526	\$5,931,509	\$6,803,812	\$5,715,347	\$5,711,333	\$(220,176)	001	8268
Social Services Realignment (SOC012)	\$51,879,297	\$45,539,894	\$46,462,746	\$53,404,592	\$53,535,627	\$7,995,733	025	8425
Protective Services (SOC011)	\$26,872,536	\$25,479,174	\$22,133,170	\$22,502,357	\$22,502,357	\$(2,976,817)	022	8464
Subtotal	\$322,665,917	\$333,444,587	\$337,060,943	\$351,171,768	\$345,594,452	\$12,149,865		

Budget Units

	Prior Year 2022-2023	Adopted Budget 2023-2024	CY Estimate 2023-2024	Requested Budget 2024-2025	Recommended Budget 2024-2025	Recommended Change from Adopted
CalWORKS/TANF	\$37,709,086	\$36,676,064	\$44,013,553	\$48,368,801	\$48,368,801	\$11,692,737
General Assistance	\$930,757	\$779,355	\$1,121,947	\$1,100,832	\$1,000,832	\$221,477
IHSS Wages/Benefits	\$23,241,921	\$25,499,426	\$25,458,893	\$27,129,664	\$27,129,664	\$1,630,238
Out of Home Care	\$22,874,032	\$26,455,603	\$24,230,646	\$24,613,178	\$24,613,178	\$(1,842,425)
Community Action Partnership	\$519,419	\$503,733	\$530,111	\$536,159	\$533,479	\$29,746
Community Programs	\$12,746,262	\$5,210,270	\$7,667,926	\$4,975,805	\$4,575,805	\$(634,465)
IHSS Public Authority	\$862,436	\$1,019,853	\$983,034	\$1,099,024	\$1,099,024	\$79,171
Military & Veterans Services	\$1,812,279	\$2,355,922	\$2,151,000	\$2,268,468	\$2,249,785	\$(106,137)
Social Services	\$138,770,365	\$157,993,784	\$155,504,105	\$159,457,541	\$154,274,567	\$(3,719,217)
Area Agency on Aging	\$4,447,526	\$5,931,509	\$6,803,812	\$5,715,347	\$5,711,333	\$(220,176)
Social Services Realignment	\$51,879,297	\$45,539,894	\$46,462,746	\$53,404,592	\$53,535,627	\$7,995,733
Protective Services	\$26,872,536	\$25,479,174	\$22,133,170	\$22,502,357	\$22,502,357	\$(2,976,817)
Subtotal	\$322,665,917	\$333,444,587	\$337,060,943	\$351,171,768	\$345,594,452	\$12,149,865

Adopted FY 2023-24 to Recommended FY 2024-25 Positions

Classification Code	Classification Label	Adopted Budget 2022-2023	Adopted Budget 2023-2024	Recommended Budget 2024-2025	Change
11A12	DIRECTOR OF SOCIAL SERVICES	1.00	1.00	1.00	0.00
12C13	ASSISTANT DIRECTOR SOCIAL SERVICES	1.00	1.00	1.00	0.00
14B21	ASSOCIATE PERSONNEL ANALYST	4.00	4.00	5.00	1.00
14B32	SENIOR PERSONNEL ANALYST	2.00	2.00	2.00	0.00
14B51	DEPARTMENTAL HR MANAGER-MERIT SYSTEMS	1.00	1.00	1.00	0.00
14C30	MANAGEMENT ANALYST II	20.00	20.00	19.00	(1.00)
14C31	MANAGEMENT ANALYST III	16.00	17.00	18.00	1.00
14C70	ADMINISTRATIVE SERVICES ASSISTANT	8.00	8.00	8.00	0.00
14C72	ADMINISTRATIVE SERVICES MANAGER	1.00	1.00	1.00	0.00
14G02	MANAGEMENT ANALYST I	1.00	1.00	1.00	0.00
14H03	PERSONNEL TECHNICIAN- CONFIDENTIAL	5.00	5.00	5.00	0.00
14H70	STAFF TRAINER II	12.00	12.00	12.00	0.00
14N05	ADMINISTRATIVE OPERATIONS MANAGER	1.00	1.00	1.00	0.00
16C87	BUSINESS TECHNOLOGY ANALYST II	5.00	5.00	5.00	0.00
16C88	BUSINESS TECHNOLOGY ANALYST III	1.00	2.00	2.00	0.00
16C93	BUSINESS TECHNOLOGY ANALYST IV	2.00	2.00	2.00	0.00
16F40	DEPARTMENTAL INFORMATION SYSTEMS MANAGER I	1.00	1.00	1.00	0.00
16F41	DEPARTMENTAL INFORMATION SYSTEMS MANAGER II	1.00	1.00	1.00	0.00
20B10	ACCOUNTANT I	3.00	3.00	3.00	0.00
20B11	ACCOUNTANT II	5.00	5.00	5.00	0.00
20B12	ACCOUNTANT III	1.00	1.00	1.00	0.00
20B93	FINANCE MANAGER II	2.00	2.00	2.00	0.00
20B94	FINANCE MANAGER III	1.00	1.00	1.00	0.00
20B95	FINANCE MANAGER I	0.00	1.00	1.00	0.00
25E21	ELIGIBILITY SPECIALIST II	182.00	182.00	182.00	0.00
25E22	ELIGIBILITY SPECIALIST III	111.00	111.00	111.00	0.00
25E80	ELIGIBILITY SUPERVISOR	40.00	40.00	40.00	0.00
43J05	DEPARTMENTAL INFORMATION SYSTEMS COORDINATOR	3.00	5.00	5.00	0.00
43J09	SENIOR DEPARTMENTAL INFORMATION SYSTEMS COORDINATOR	6.00	6.00	6.00	0.00
43J15	SUPERVISING DEPARTMENTAL INFORMATION SYSTEMS COORDINATOR	2.00	2.00	2.00	0.00
52E22	PUBLIC HEALTH NURSE II	3.00	2.00	2.00	0.00
60C22	SOCIAL WORKER III	40.00	40.00	40.00	0.00
60C24	SOCIAL WORKER V	92.00	92.00	92.00	0.00
60C80	SOCIAL WORK SUPERVISOR I	8.00	8.00	8.00	0.00
60C81	SOCIAL WORK SUPERVISOR II	19.00	19.00	19.00	0.00
60D10	SOCIAL SERVICES AIDE I	2.00	2.00	1.00	(1.00)
60D11	SOCIAL SERVICES AIDE II	66.00	66.00	66.00	0.00
60H11	EMPLOYMENT & TRAINING WORKER II	1.00	1.00	1.00	0.00
60H21	EMPLOYMENT & TRAINING WORKER III	32.00	32.00	32.00	0.00
60H31	EMPLOYMENT & TRAINING SUPERVISOR	7.00	7.00	7.00	0.00
60H32	SUPERVISING STAFF TRAINER	1.00	1.00	1.00	0.00
60I01	DEPUTY DIRECTOR SOCIAL SERVICES	4.00	4.00	4.00	0.00
60I02	PROGRAM MANAGER II	14.00	15.00	15.00	0.00

Adopted FY 2023-24 to Recommended FY 2024-25 Positions

Classification Code	Classification Label	Adopted Budget 2022-2023	Adopted Budget 2023-2024	Recommended Budget 2024-2025	Change
60I03	ASSISTANT DEPUTY DIRECTOR SOCIAL SERVICES	0.00	0.00	2.00	2.00
60U11	MILITARY & VETERANS REPRESENTATIVE II	2.00	2.00	2.00	0.00
60U20	MILITARY & VETERAN AFFAIRS OFFICER	1.00	1.00	1.00	0.00
60U21	MILITARY & VETERANS REPRESENTATIVE III	4.00	4.00	4.00	0.00
60X01	COMMUNITY AFFILIATION MANAGER	1.00	2.00	2.00	0.00
70A21	CUSTODIAN	1.00	1.00	1.00	0.00
70F21	COURIER	1.00	1.00	1.00	0.00
70F23	STOREKEEPER	2.00	2.00	2.00	0.00
70F79	WAREHOUSE WORKER	0.00	0.00	0.00	0.00
70F81	SUPERVISING STOREKEEPER	1.00	1.00	1.00	0.00
70F82	SUPERVISING WAREHOUSE WORKER	0.00	0.00	0.00	0.00
70N01	OFFICE MAINTENANCE WORKER	3.00	3.00	2.00	(1.00)
72A23	BUILDING MAINTENANCE WORKER	0.00	0.00	1.00	1.00
80A31	SECRETARY	13.00	13.00	13.00	0.00
80A32	SENIOR SECRETARY	6.00	5.00	5.00	0.00
80A99	ADMINISTRATIVE SECRETARY-CONFIDENTIAL	1.00	1.00	1.00	0.00
80E21	OFFICE ASSISTANT II	81.00	81.00	81.00	0.00
80E22	OFFICE ASSISTANT III	36.00	36.00	37.00	1.00
80E80	PRINCIPAL OFFICE ASSISTANT	13.00	13.00	13.00	0.00
80E81	SUPERVISING OFFICE ASSISTANT I	17.00	17.00	17.00	0.00
80E82	SUPERVISING OFFICE ASSISTANT II	2.00	2.00	3.00	1.00
80E98	PRINCIPAL CLERK-CONFIDENTIAL	0.00	0.00	0.00	0.00
80J20	ACCOUNTING CLERICAL SUPERVISOR	1.00	1.00	1.00	0.00
80J22	SENIOR ACCOUNT CLERK	1.00	0.00	0.00	0.00
80J30	ACCOUNTING TECHNICIAN	4.00	6.00	6.00	0.00
Total		919.00	925.00	929.00	4.00

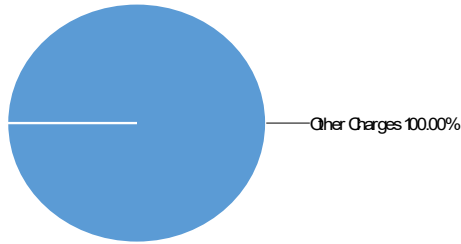
Augmentation Request(s)

Dept	Budget Request Code	Budget Request Name	Ranking Type Name	Net Request	Requested FTE	Recommended Total	Recommended FTE
5010	5010-8254-001-AUG4	IHSS Wage/Health Benefits	Status Quo Other	\$509,846	-	\$509,846	-
5010	5010-8258-001-AUG5	Shuman Hearthouse	New Program/Service w/ General Fund Funding	\$100,000	-	\$100,000	-
5010	5010-8262-001-AUG1	New Assistant Deputy Director	Request New Position	\$-	1.00		1.00
5010	5010-8262-001-AUG2	New Supervisor Office Assistant II	New Program/Service w/ Outside Funding	\$-	1.00		1.00
5010	5010-8262-001-AUG3	New Office Assistant III	New Program/Service w/ Outside Funding	\$-	1.00		1.00
Grand Total				\$609,846	3.00	\$609,846	3.00

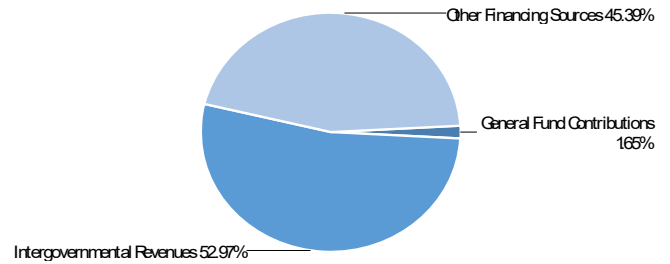
CalWORKS/TANF

(Budget Unit 8252—Fund 001—Appropriation Unit SOC001)

Use of Funds



Source of Funds



Use of Funds

Expenditures	Prior Year 2022-2023	Adopted Budget 2023-2024	CY Estimate 2023-2024	Requested Budget 2024-2025	Recommended Budget 2024-2025	Recommended Change from Adopted
Other Charges	\$37,709,086	\$36,676,064	\$44,013,553	\$48,368,801	\$48,368,801	\$11,692,737
Subtotal	\$37,709,086	\$36,676,064	\$44,013,553	\$48,368,801	\$48,368,801	\$11,692,737

Source of Funds

Revenues	Prior Year 2022-2023	Adopted Budget 2023-2024	CY Estimate 2023-2024	Requested Budget 2024-2025	Recommended Budget 2024-2025	Recommended Change from Adopted
Intergovernmental Revenues	\$14,907,651	\$18,913,153	\$23,321,322	\$25,619,211	\$25,619,211	\$6,706,058
Other Financing Sources	\$22,280,294	\$16,949,912	\$19,879,232	\$21,953,164	\$21,953,164	\$5,003,252
Subtotal	\$37,187,945	\$35,863,065	\$43,200,554	\$47,572,375	\$47,572,375	\$11,709,310
General Fund Contributions	\$521,141	\$812,999	\$812,999	\$796,426	\$796,426	\$(16,573)
Total Source of Funds	\$37,709,086	\$36,676,064	\$44,013,553	\$48,368,801	\$48,368,801	\$11,692,737

Unit Description

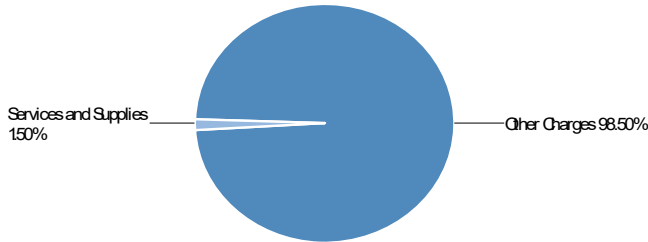
CalWORKs is California’s implementation of the Federal Temporary Assistance for Needy Families (TANF) program. It is a temporary cash assistance program for very low-income families that have children in the home. If the family has little or no cash and needs housing, food, utilities, clothing, or medical care, they may be eligible to receive immediate assistance. Families that apply and qualify for ongoing assistance receive money each month to help pay for housing, food, and other necessary expenses. Families can also apply and be screened for other support programs such as: CalFresh and Medi-Cal.

The CalWORKs Welfare-to-Work Employment Services (CWES) Program provides employment focused services as well as supportive services to address the underlying social, educational, economic, health, mental health, and housing barriers to employment to assist families in the move toward self-sufficiency. Supportive services also include childcare, transportation, books, clothing, job search and interviewing techniques, learning disability assessments, tutoring, credit repair, and behavioral health counseling. In California, adult household members are eligible for a maximum of 60 months of cash aid and supportive services offered through the CWES program.

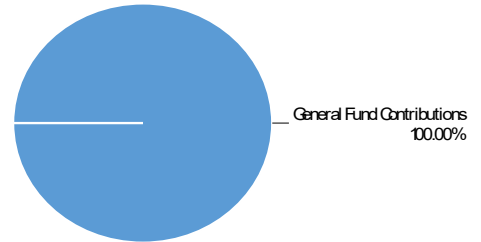
General Assistance

(Budget Unit 8253—Fund 001—Appropriation Unit SOC002)

Use of Funds



Source of Funds



Use of Funds

Expenditures	Prior Year 2022-2023	Adopted Budget 2023-2024	CY Estimate 2023-2024	Requested Budget 2024-2025	Recommended Budget 2024-2025	Recommended Change from Adopted
Services and Supplies	\$11,725	\$15,000	\$13,440	\$15,000	\$15,000	—
Other Charges	\$919,032	\$764,355	\$1,108,507	\$1,085,832	\$985,832	\$221,477
Subtotal	\$930,757	\$779,355	\$1,121,947	\$1,100,832	\$1,000,832	\$221,477

Source of Funds

Revenues	Prior Year 2022-2023	Adopted Budget 2023-2024	CY Estimate 2023-2024	Requested Budget 2024-2025	Recommended Budget 2024-2025	Recommended Change from Adopted
General Fund Contributions	\$930,757	\$779,355	\$1,121,947	\$1,100,832	\$1,000,832	\$221,477
Total Source of Funds	\$930,757	\$779,355	\$1,121,947	\$1,100,832	\$1,000,832	\$221,477

Unit Description

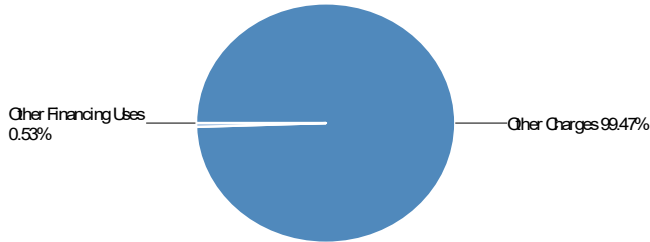
General Assistance is a County-funded program that provides cash and in-kind assistance to indigent adults who are not eligible for other public assistance programs. There are two parts to this aid program: 1) Regular General Assistance payments for indigent adults who are able to work; and 2) Interim Assistance which is paid to indigent adults who are applying for Supplemental Security Income/State

Supplementary Program (SSI/SSP) because of a disability. Adults who are able to work are required to participate in the General Assistance Work Experience Program (GA-WEP) that secures work with government or non-profit agencies. Eligibility for the GA-WEP program is limited to six months of assistance in a twelve-month period.

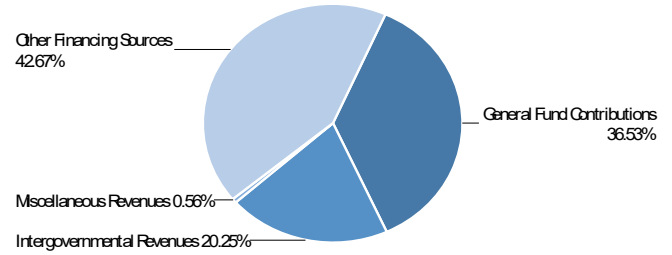
IHSS Wages/Benefits

(Budget Unit 8254—Fund 001—Appropriation Unit SOC001)

Use of Funds



Source of Funds



Use of Funds

Expenditures	Prior Year 2022-2023	Adopted Budget 2023-2024	CY Estimate 2023-2024	Requested Budget 2024-2025	Recommended Budget 2024-2025	Recommended Change from Adopted
Services and Supplies	—	\$10,000	\$10,000	\$10,000	\$10,000	—
Other Charges	\$23,210,348	\$25,320,896	\$25,283,324	\$26,974,863	\$26,974,863	\$1,653,967
Other Financing Uses	\$31,573	\$168,530	\$165,569	\$144,801	\$144,801	\$(23,729)
Subtotal	\$23,241,921	\$25,499,426	\$25,458,893	\$27,129,664	\$27,129,664	\$1,630,238

Source of Funds

Revenues	Prior Year 2022-2023	Adopted Budget 2023-2024	CY Estimate 2023-2024	Requested Budget 2024-2025	Recommended Budget 2024-2025	Recommended Change from Adopted
Intergovernmental Revenues	\$4,282,499	\$4,159,462	\$5,237,004	\$5,493,850	\$5,493,850	\$1,334,388
Miscellaneous Revenues	\$102,195	\$167,053	\$169,722	\$150,649	\$150,649	\$(16,404)
Other Financing Sources	\$10,864,313	\$11,577,174	\$10,456,430	\$11,575,186	\$11,575,186	\$(1,988)
Subtotal	\$15,249,007	\$15,903,689	\$15,863,156	\$17,219,685	\$17,219,685	\$1,315,996
General Fund Contributions	\$7,992,914	\$9,595,737	\$9,595,737	\$9,909,979	\$9,909,979	\$314,242
Total Source of Funds	\$23,241,921	\$25,499,426	\$25,458,893	\$27,129,664	\$27,129,664	\$1,630,238

Unit Description

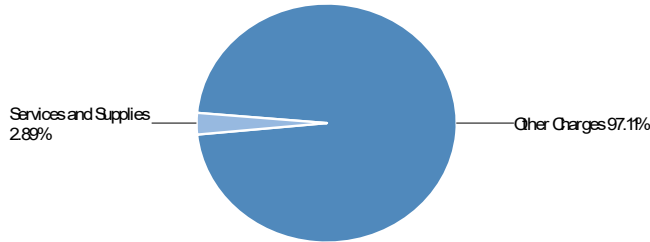
In-Home Supportive Services (IHSS) provides for the cost of home care services to support the independence of aged, blind, and disabled persons and to help them live safely in their own homes and communities. Services range from personal care, meal preparation, and housekeeping. Individuals can receive IHSS if they are eligible for Supplemental Security Income/State Supplementary Payment

(SSI/SSP) and/or Medi-Cal and live independently. The appropriations in this unit are for the IHSS Maintenance of Effort (MOE), the total cost of health benefits, and an operating transfer to the IHSS Public Authority for the County's share of costs. The IHSS MOE represents the County's share of cost for service provider wages, IHSS administrative costs, health benefits for caregivers, and the administration of the IHSS Public Authority.

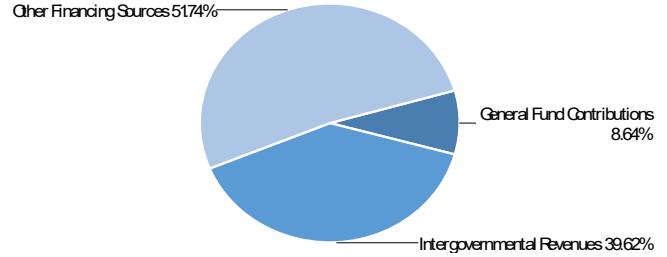
Out of Home Care

(Budget Unit 8255—Fund 001—Appropriation Unit SOC001)

Use of Funds



Source of Funds



Use of Funds

Expenditures	Prior Year 2022-2023	Adopted Budget 2023-2024	CY Estimate 2023-2024	Requested Budget 2024-2025	Recommended Budget 2024-2025	Recommended Change from Adopted
Services and Supplies	\$623,677	\$1,073,261	\$711,795	\$711,795	\$711,795	\$(361,466)
Other Charges	\$22,250,355	\$25,382,342	\$23,518,851	\$23,901,383	\$23,901,383	\$(1,480,959)
Subtotal	\$22,874,032	\$26,455,603	\$24,230,646	\$24,613,178	\$24,613,178	\$(1,842,425)

Source of Funds

Revenues	Prior Year 2022-2023	Adopted Budget 2023-2024	CY Estimate 2023-2024	Requested Budget 2024-2025	Recommended Budget 2024-2025	Recommended Change from Adopted
Intergovernmental Revenues	\$8,989,461	\$9,833,987	\$9,668,944	\$9,752,316	\$9,752,316	\$(81,671)
Other Financing Sources	\$11,598,170	\$14,224,515	\$12,164,601	\$12,733,789	\$12,733,789	\$(1,490,726)
Subtotal	\$20,587,631	\$24,058,502	\$21,833,545	\$22,486,105	\$22,486,105	\$(1,572,397)
General Fund Contributions	\$2,286,402	\$2,397,101	\$2,397,101	\$2,127,073	\$2,127,073	\$(270,028)
Total Source of Funds	\$22,874,032	\$26,455,603	\$24,230,646	\$24,613,178	\$24,613,178	\$(1,842,425)

Unit Description

Appropriations in the Out of Home Care budget provide for living expenses of children who are placed out of home as a result of parental unwillingness or inability to provide care. This support includes payments for emergency placements, foster care with relatives and non-relatives through DSS's resource family homes, wraparound services, assistance to adoptive families, and assistance for emancipated youth transitioning to independence and adulthood. These programs receive a statutory cost of living adjustment on July 1st of each year based on the California Necessities Index (CNI). Out of Home Care programs include:

1) Aid to Families with Dependent Children Foster Care (AFDC-FC) provides the cost of foster care for children under the jurisdiction of the juvenile court. Foster care aid payments are made on behalf of children placed in resource homes (formerly referred to as foster homes, relative or non-relative extended family homes) or institutions by social workers or probation officers. This category of placement is now called resource families rather than foster families.

2) The Adoption Assistance Program (AAP) supports the cost of care for families adopting children with special needs.

3) County Court Dependent Children provides the cost of foster care for children placed by court order that are not eligible under the AFDC-FC program.

4) Emergency Placements provide for the cost of care for children placed in emergency short-term foster homes while court jurisdiction is established.

5) The Wraparound Program funds comprehensive supportive social services to assist foster children with serious emotional challenges to live safely with families within the community in lieu of high-cost residential treatment. Additionally, wraparound is provided for children and youth as they transition out of residential treatment.

6) The Transitional Housing Placement Program (THPP) helps participants ages 16 through 20 to transition to adulthood successfully by providing a safe environment to thrive. Within THPP, participating youth practice the skills learned in the Independent Living Program (ILP). Participants may live alone, with departmental approval, or with roommates in apartments and single-family dwellings with regular support and supervision provided by THPP agency staff, ILP Coordinators, and County Social Workers/Probation Officers.

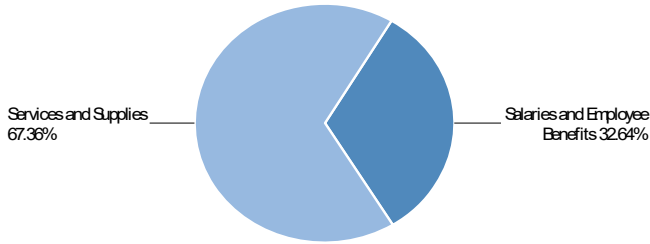
7) THP-Plus is a transitional housing placement opportunity for former foster youth, ages 18 through 24, who exited the foster care

child welfare system after age 18 with the goal of achieving self-sufficiency.

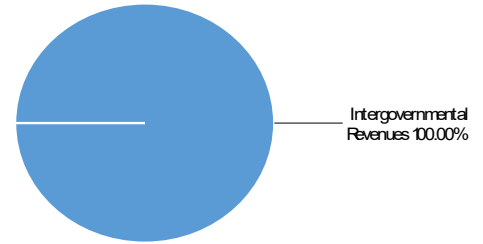
Community Action Partnership

(Budget Unit 8257—Fund 008—Appropriation Unit SOC007)

Use of Funds



Source of Funds



Use of Funds

Expenditures	Prior Year 2022-2023	Adopted Budget 2023-2024	CY Estimate 2023-2024	Requested Budget 2024-2025	Recommended Budget 2024-2025	Recommended Change from Adopted
Salaries and Employee Benefits	\$185,385	\$204,875	\$204,844	\$211,682	\$209,002	\$4,127
Services and Supplies	\$462,005	\$390,406	\$388,842	\$431,419	\$431,419	\$41,013
Other Charges	\$(127,971)	\$(91,548)	\$(63,575)	\$(106,942)	\$(106,942)	\$(15,394)
Subtotal	\$519,419	\$503,733	\$530,111	\$536,159	\$533,479	\$29,746

Source of Funds

Revenues	Prior Year 2022-2023	Adopted Budget 2023-2024	CY Estimate 2023-2024	Requested Budget 2024-2025	Recommended Budget 2024-2025	Recommended Change from Adopted
Revenue from Use of Money & Property	\$2,813	\$500	\$500	\$500	\$500	—
Intergovernmental Revenues	\$527,511	\$502,515	\$529,032	\$535,164	\$532,484	\$29,969
Other Financing Sources	\$755	\$718	\$579	\$495	\$495	\$(223)
Subtotal	\$531,079	\$503,733	\$530,111	\$536,159	\$533,479	\$29,746
Fund Balance	\$(11,660)	—	—	—	—	—
General Fund Contributions	\$0	—	—	—	—	—
Total Source of Funds	\$519,419	\$503,733	\$530,111	\$536,159	\$533,479	\$29,746

Unit Description

The Monterey County Community Action Partnership (MCCAP) administers the federal Community Services Block Grant (CSBG). MCCAP contracts with non-profit community-based organizations to provide programs that advance and advocate for low-income and vulnerable populations and provide support services that help individuals attain self-sufficiency. MCCAP combines CSBG-funded efforts with resources from restricted and general discretionary funds budgeted in Community Programs (Budget Unit 8258) for homeless, domestic violence, and emergency rental assistance programs, and state funds budgeted in Social Services (Budget Unit 8262) for housing support to amplify the impact of limited federal resources.

Priority program areas include safety-net services such as housing and shelter resources, food access, information and referrals, domestic violence prevention and intervention, youth and family counseling, youth engagement activities, youth employment support, and homeless planning and coordination.

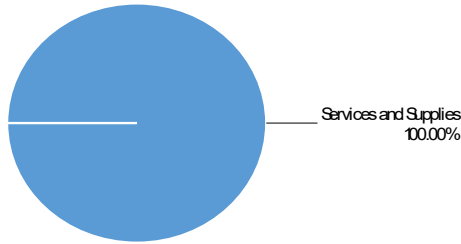
Recommended FY 2024-25 Positions

Classification Code	Classification Label	FTE
60X01	COMMUNITY AFFILIATION MANAGER	1.00
Total		1.00

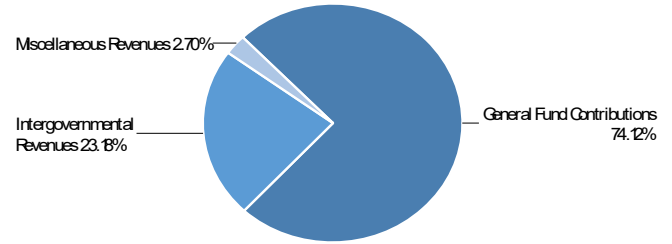
Community Programs

(Budget Unit 8258—Fund 001—Appropriation Unit SOC004)

Use of Funds



Source of Funds



Use of Funds

Expenditures	Prior Year 2022-2023	Adopted Budget 2023-2024	CY Estimate 2023-2024	Requested Budget 2024-2025	Recommended Budget 2024-2025	Recommended Change from Adopted
Services and Supplies	\$13,013,959	\$5,206,312	\$7,996,090	\$5,605,082	\$5,205,082	\$(1,230)
Other Charges	\$(271,916)	—	\$(330,972)	\$(632,085)	\$(632,085)	\$(632,085)
Capital Assets	\$379	—	—	—	—	—
Other Financing Uses	\$3,840	\$3,958	\$2,808	\$2,808	\$2,808	\$(1,150)
Subtotal	\$12,746,262	\$5,210,270	\$7,667,926	\$4,975,805	\$4,575,805	\$(634,465)

Source of Funds

Revenues	Prior Year 2022-2023	Adopted Budget 2023-2024	CY Estimate 2023-2024	Requested Budget 2024-2025	Recommended Budget 2024-2025	Recommended Change from Adopted
Intergovernmental Revenues	\$12,596,828	\$2,123,039	\$3,339,313	\$1,060,551	\$1,060,551	\$(1,062,488)
Miscellaneous Revenues	\$133,369	\$133,932	\$114,143	\$123,500	\$123,500	\$(10,432)
Other Financing Sources	—	\$250,000	—	—	—	\$(250,000)
Subtotal	\$12,730,197	\$2,506,971	\$3,453,456	\$1,184,051	\$1,184,051	\$(1,322,920)
General Fund Contributions	\$16,066	\$2,703,299	\$4,214,470	\$3,791,754	\$3,391,754	\$688,455
Total Source of Funds	\$12,746,262	\$5,210,270	\$7,667,926	\$4,975,805	\$4,575,805	\$(634,465)

Unit Description

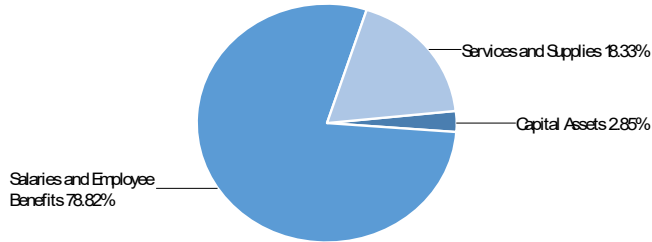
This unit primarily consists of facility costs for shelters and contracts with private non-profit community-based organizations for the provision of housing support, shelter, case management and counseling. The community served includes individuals and families experiencing housing instability and homelessness, as well as victims of domestic violence. Funded programs include Rental Assistance and Rapid Re-Housing, facility operation and service coordination to support the Salinas Housing Advancement, Resource and Education (SHARE) Center (the County's permanent regional emergency homeless navigation center), operational support for the domestic violence shelters, the youth homeless shelter, shelters for women and families, and the Safe Parking Program. It also includes funding from

the Homeless Housing, Assistance and Prevention Program (HHAP) for individuals experiencing homelessness and for the Coalition of Homeless Services Providers to operate the local HUD Continuum of Care. This unit also funds an operating transfer to Community Action Partnership (Budget Unit 8257) and IHSS Public Authority (Budget Unit 8259) for the County's share of general liability-non recoverable expenses. The expenditures provided in this budget are financed by California Department of Social Services; California Department of Housing and Community Development; California Business, Consumer Services, and Housing Agency; the California Interagency Council on Homelessness; Domestic Violence revenues; and County General Fund Contributions.


IHSS Public Authority

(Budget Unit 8259—Fund 005—Appropriation Unit SOC008)

Use of Funds



Source of Funds



Use of Funds

Expenditures	Prior Year 2022-2023	Adopted Budget 2023-2024	CY Estimate 2023-2024	Requested Budget 2024-2025	Recommended Budget 2024-2025	Recommended Change from Adopted
Salaries and Employee Benefits	\$931,807	\$1,016,899	\$925,993	\$1,063,765	\$1,063,765	\$46,866
Services and Supplies	\$165,044	\$239,559	\$229,598	\$247,364	\$247,364	\$7,805
Other Charges	\$(267,465)	\$(236,605)	\$(211,053)	\$(250,600)	\$(250,600)	\$(13,995)
Capital Assets	\$33,050	—	\$38,496	\$38,495	\$38,495	\$38,495
Subtotal	\$862,436	\$1,019,853	\$983,034	\$1,099,024	\$1,099,024	\$79,171

Source of Funds

Revenues	Prior Year 2022-2023	Adopted Budget 2023-2024	CY Estimate 2023-2024	Requested Budget 2024-2025	Recommended Budget 2024-2025	Recommended Change from Adopted
Revenue from Use of Money & Property	\$40	—	—	—	—	—
Intergovernmental Revenues	\$857,412	\$848,083	\$817,465	\$954,223	\$954,223	\$106,140
Other Financing Sources	\$34,658	\$171,770	\$165,569	\$144,801	\$144,801	\$(26,969)
Subtotal	\$892,110	\$1,019,853	\$983,034	\$1,099,024	\$1,099,024	\$79,171
Fund Balance	\$(29,674)	—	—	—	—	—
General Fund Contributions	\$0	—	—	—	—	—
Total Source of Funds	\$862,436	\$1,019,853	\$983,034	\$1,099,024	\$1,099,024	\$79,171

Unit Description

The In-Home Supportive Services (IHSS) Public Authority (PA) is administered by Aging and Adult Services staff. PA staff manage a home care registry that supports IHSS recipients and IHSS social workers with provider referrals. PA staff also plan, arrange and deliver training for IHSS providers. The PA is the administrator of the IHSS provider health insurance plan and serves as employer of record for the purpose of labor negotiations. The PA operates in coordination with the IHSS Program but is an independent authority.

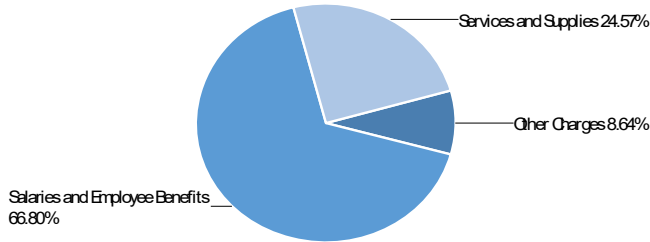
Recommended FY 2024-25 Positions

Classification Code	Classification Label	FTE
14C30	MANAGEMENT ANALYST II	1.00
60C22	SOCIAL WORKER III	2.00
60C80	SOCIAL WORK SUPERVISOR I	1.00
60D11	SOCIAL SERVICES AIDE II	1.00
80E80	PRINCIPAL OFFICE ASSISTANT	2.00
Total		7.00

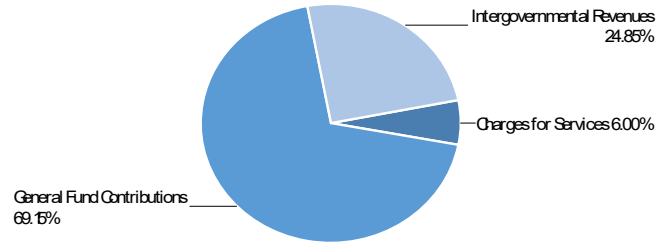
Military & Veterans Services

(Budget Unit 8260—Fund 001—Appropriation Unit SOC003)

Use of Funds



Source of Funds



Use of Funds

Expenditures	Prior Year 2022-2023	Adopted Budget 2023-2024	CY Estimate 2023-2024	Requested Budget 2024-2025	Recommended Budget 2024-2025	Recommended Change from Adopted
Salaries and Employee Benefits	\$1,364,920	\$1,582,218	\$1,375,180	\$1,521,436	\$1,502,753	\$(79,465)
Services and Supplies	\$300,721	\$497,256	\$499,167	\$552,738	\$552,738	\$55,482
Other Charges	\$146,638	\$276,448	\$276,653	\$194,294	\$194,294	\$(82,154)
Subtotal	\$1,812,279	\$2,355,922	\$2,151,000	\$2,268,468	\$2,249,785	\$(106,137)

Source of Funds

Revenues	Prior Year 2022-2023	Adopted Budget 2023-2024	CY Estimate 2023-2024	Requested Budget 2024-2025	Recommended Budget 2024-2025	Recommended Change from Adopted
Intergovernmental Revenues	\$464,537	\$541,152	\$306,641	\$559,144	\$559,144	\$17,992
Charges for Services	\$115,000	\$115,000	\$125,000	\$135,000	\$135,000	\$20,000
Subtotal	\$579,537	\$656,152	\$431,641	\$694,144	\$694,144	\$37,992
General Fund Contributions	\$1,232,742	\$1,699,770	\$1,719,359	\$1,574,324	\$1,555,641	\$(144,129)
Total Source of Funds	\$1,812,279	\$2,355,922	\$2,151,000	\$2,268,468	\$2,249,785	\$(106,137)

Unit Description

The Military and Veterans Affairs Office (MVAO) assists and advocates for Veterans, military service members, and their families by providing support through the adjudication process with the Department of Veterans Affairs (VA) regarding compensation, pension, education, burial, surviving spouse and dependent benefit and entitlement allocations. MVAO also provides assistance with discharge upgrades, securing service and medical records, placement in VA and State medical and domiciliary facilities, survivor assistance for the families of military personnel, and services through the Service members Civil Relief Act. MVAO has very strong collaborative relationships with County, State, and Federal elected officials; community-based organizations such as the United Veterans Council, the Veterans Issues Advisory Committee, and the Military and Veterans Affairs Advisory Commission; local college and university programs such as Hartnell, Monterey Peninsula College, California State University Monterey Bay, and the Middlebury Institute; homelessness services providers such as the Coalition of Homeless Services Providers, the Veterans Transition Center, and Nation's Finest; and military installations such as the Presidio of Monterey, Defense Language Institute, Naval Support Activity

Monterey, the Naval Postgraduate School, and Fort Hunter Liggett. In FY 2023-24, MVAO served 2,150 unique Veterans, filed 4,124 claim actions, and earned 1,402 compensation awards worth over \$4.4 million in retroactive compensation and over \$9.2 million in recurring monthly payments. MVAO is proud to serve County of Monterey Veterans, service members, and their families.

Recommended FY 2024-25 Positions

Classification Code	Classification Label	FTE
14C31	MANAGEMENT ANALYST III	1.00
14G02	MANAGEMENT ANALYST I	1.00
60U11	MILITARY & VETERANS REPRESENTATIVE II	2.00

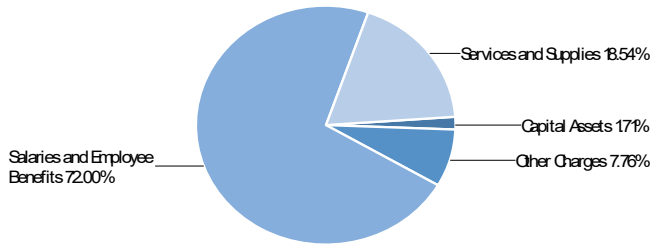
Recommended FY 2024-25 Positions

Classification Code	Classification Label	FTE
60U20	MILITARY & VETERAN AFFAIRS OFFICER	1.00
60U21	MILITARY & VETERANS REPRESENTATIVE III	4.00
80E21	OFFICE ASSISTANT II	1.00
80E80	PRINCIPAL OFFICE ASSISTANT	1.00
	Total	11.00

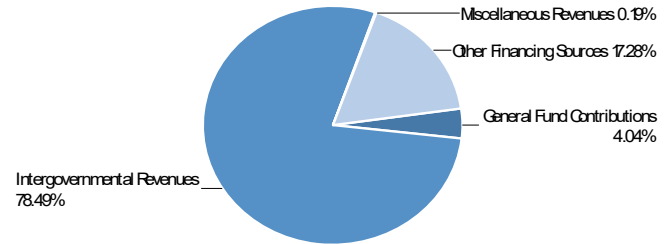
Social Services

(Budget Unit 8262—Fund 001—Appropriation Unit SOC005)

Use of Funds



Source of Funds



Use of Funds

Expenditures	Prior Year 2022-2023	Adopted Budget 2023-2024	CY Estimate 2023-2024	Requested Budget 2024-2025	Recommended Budget 2024-2025	Recommended Change from Adopted
Salaries and Employee Benefits	\$96,866,656	\$114,457,448	\$110,610,511	\$116,254,868	\$111,071,894	\$(3,385,554)
Services and Supplies	\$24,424,175	\$28,323,832	\$27,717,060	\$28,604,704	\$28,604,704	\$280,872
Other Charges	\$14,783,209	\$12,999,975	\$12,828,412	\$11,967,130	\$11,967,130	\$(1,032,845)
Capital Assets	\$2,696,325	\$2,212,529	\$2,639,488	\$2,630,839	\$2,630,839	\$418,310
Other Financing Uses	—	—	\$1,708,634	—	—	—
Subtotal	\$138,770,365	\$157,993,784	\$155,504,105	\$159,457,541	\$154,274,567	\$(3,719,217)

Source of Funds

Revenues	Prior Year 2022-2023	Adopted Budget 2023-2024	CY Estimate 2023-2024	Requested Budget 2024-2025	Recommended Budget 2024-2025	Recommended Change from Adopted
Intergovernmental Revenues	\$101,183,849	\$123,891,773	\$121,791,524	\$125,490,200	\$121,084,672	\$(2,807,101)
Miscellaneous Revenues	\$1,278,193	\$910,000	\$956,217	\$295,000	\$295,000	\$(615,000)
Other Financing Sources	\$30,905,998	\$25,156,795	\$24,696,388	\$26,663,548	\$26,663,548	\$1,506,753
Subtotal	\$133,368,040	\$149,958,568	\$147,444,129	\$152,448,748	\$148,043,220	\$(1,915,348)
General Fund Contributions	\$5,402,324	\$8,035,216	\$8,059,976	\$7,008,793	\$6,231,347	\$(1,803,869)
Total Source of Funds	\$138,770,365	\$157,993,784	\$155,504,105	\$159,457,541	\$154,274,567	\$(3,719,217)

Unit Description

This unit administers a variety of social services programs including: eligibility for CalWORKs cash payments and welfare-to-work services to low-income families; eligibility for General Assistance cash payments to individuals; eligibility for CalFresh (formerly known as Food Stamps) nutrition assistance; Medi-Cal health insurance eligibility; assessment of need for In-Home Supportive Services; Child Welfare Services, Child Abuse Prevention programs, Resource Family Approval (formerly Foster Parent Licensing and approval of adoptive homes), and Adoption services; and advocacy to support General Assistance recipients in applying for federal Supplemental Security Income and Adult Protective Services.

These programs are primarily funded by the California Department of Social Services, and the California Department of Health Care Services. State and federal allocations and sales tax realignment contribute to the funding of most of these programs under sharing

formulas, which vary from program to program. Generally, the state cost reimbursements are capped while most federal funding, except for CalWORKs, is open-ended. The operation of the various programs is subject to State and federal mandates, which may impose fiscal or other sanctions for non-compliance.

Social Services Operations and Administration consists of the following main areas:

COMMUNITY BENEFITS: CalFresh, Medi-Cal, CalWORKs Eligibility, Foster Care Eligibility, Quality Control, and Fraud Prevention;

FAMILY AND CHILDREN'S SERVICES: Child Protective Services, the Child Abuse and Neglect Hotline, Child Abuse Prevention programs, Family Maintenance, Family Reunification, Permanency Planning for foster children, Adoptions, Resource Family Approval, the Promoting Safe and Stable Families program, Independent Living

Support for Transitional Age Youth, and Transitional Services for former foster youth;

AGING AND ADULT SERVICES: In-Home Supportive Services assessments, Adult Protective Services, Supplemental Security Income (SSI) Advocacy, Area Agency on Aging, and the Senior Information, Referral and Assistance Hotline;

CalWORKs EMPLOYMENT SERVICES: Welfare-to-Work services for CalWORKs recipients include child care, ancillary/work-related expenses, and transportation assistance. Additional supportive services include domestic violence referral and counseling services, learning disability assessments, and employment and job search readiness workshops;

HUMAN RESOURCES: Employee relations, recruitment, retention, payroll, complaint investigations, civil rights and Americans with Disabilities Act (ADA) compliance, workers' compensation, employee safety, and Department-wide staff development; and

ADMINISTRATIVE SERVICES: Financial planning, revenue maximization, accounting, statistical reporting, information systems, procurement, records retention, copying and mail distribution center, facilities management and fleet operations.

Recommended FY 2024-25 Positions

Classification Code	Classification Label	FTE
11A12	DIRECTOR OF SOCIAL SERVICES	1.00
12C13	ASSISTANT DIRECTOR SOCIAL SERVICES	1.00
14B21	ASSOCIATE PERSONNEL ANALYST	5.00
14B32	SENIOR PERSONNEL ANALYST	2.00
14B51	DEPARTMENTAL HR MANAGER-MERIT SYSTEMS	1.00
14C30	MANAGEMENT ANALYST II	18.00
14C31	MANAGEMENT ANALYST III	16.00
14C70	ADMINISTRATIVE SERVICES ASSISTANT	8.00
14C72	ADMINISTRATIVE SERVICES MANAGER	1.00
14H03	PERSONNEL TECHNICIAN-CONFIDENTIAL	5.00
14H70	STAFF TRAINER II	12.00
14N05	ADMINISTRATIVE OPERATIONS MANAGER	1.00
16C87	BUSINESS TECHNOLOGY ANALYST II	5.00
16C88	BUSINESS TECHNOLOGY ANALYST III	2.00
16C93	BUSINESS TECHNOLOGY ANALYST IV	2.00
16F40	DEPARTMENTAL INFORMATION SYSTEMS MANAGER I	1.00
16F41	DEPARTMENTAL INFORMATION SYSTEMS MANAGER II	1.00
20B10	ACCOUNTANT I	3.00
20B11	ACCOUNTANT II	4.00
20B12	ACCOUNTANT III	1.00
20B93	FINANCE MANAGER II	2.00


Recommended FY 2024-25 Positions

Classification Code	Classification Label	FTE
20B94	FINANCE MANAGER III	1.00
20B95	FINANCE MANAGER I	1.00
25E21	ELIGIBILITY SPECIALIST II	182.00
25E22	ELIGIBILITY SPECIALIST III	111.00
25E80	ELIGIBILITY SUPERVISOR	40.00
43J05	DEPARTMENTAL INFORMATION SYSTEMS COORDINATOR	5.00
43J09	SENIOR DEPARTMENTAL INFORMATION SYSTEMS COORDINATOR	6.00
43J15	SUPERVISING DEPARTMENTAL INFORMATION SYSTEMS COORDINATOR	2.00
52E22	PUBLIC HEALTH NURSE II	2.00
60C22	SOCIAL WORKER III	38.00
60C24	SOCIAL WORKER V	92.00
60C80	SOCIAL WORK SUPERVISOR I	7.00
60C81	SOCIAL WORK SUPERVISOR II	19.00
60D10	SOCIAL SERVICES AIDE I	1.00
60D11	SOCIAL SERVICES AIDE II	65.00
60H11	EMPLOYMENT & TRAINING WORKER II	1.00
60H21	EMPLOYMENT & TRAINING WORKER III	32.00
60H31	EMPLOYMENT & TRAINING SUPERVISOR	7.00
60H32	SUPERVISING STAFF TRAINER	1.00
60I01	DEPUTY DIRECTOR SOCIAL SERVICES	4.00
60I02	PROGRAM MANAGER II	15.00
60I03	ASSISTANT DEPUTY DIRECTOR SOCIAL SERVICES	2.00
70A21	CUSTODIAN	1.00
70F21	COURIER	1.00
70F23	STOREKEEPER	2.00
70F81	SUPERVISING STOREKEEPER	1.00
70N01	OFFICE MAINTENANCE WORKER	2.00
72A23	BUILDING MAINTENANCE WORKER	1.00
80A31	SECRETARY	13.00
80A32	SENIOR SECRETARY	5.00
80A99	ADMINISTRATIVE SECRETARY-CONFIDENTIAL	1.00
80E21	OFFICE ASSISTANT II	80.00
80E22	OFFICE ASSISTANT III	37.00
80E80	PRINCIPAL OFFICE ASSISTANT	10.00
80E81	SUPERVISING OFFICE ASSISTANT I	17.00
80E82	SUPERVISING OFFICE ASSISTANT II	3.00
80J20	ACCOUNTING CLERICAL SUPERVISOR	1.00
80J30	ACCOUNTING TECHNICIAN	6.00
Total		907.00

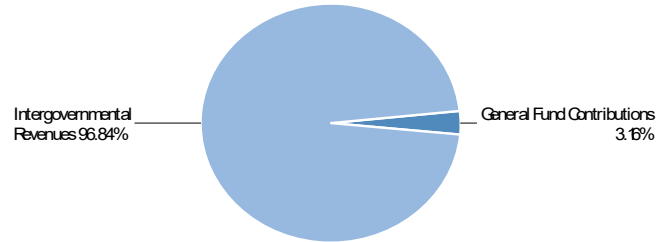
Area Agency on Aging

(Budget Unit 8268—Fund 001—Appropriation Unit SOC010)

Use of Funds



Source of Funds



Use of Funds

Expenditures	Prior Year 2022-2023	Adopted Budget 2023-2024	CY Estimate 2023-2024	Requested Budget 2024-2025	Recommended Budget 2024-2025	Recommended Change from Adopted
Salaries and Employee Benefits	\$296,270	\$522,931	\$445,139	\$540,632	\$536,618	\$13,687
Services and Supplies	\$4,122,274	\$5,399,091	\$6,404,380	\$5,203,887	\$5,203,887	\$(195,204)
Other Charges	\$28,982	\$9,487	\$(45,707)	\$(29,172)	\$(29,172)	\$(38,659)
Subtotal	\$4,447,526	\$5,931,509	\$6,803,812	\$5,715,347	\$5,711,333	\$(220,176)

Source of Funds

Revenues	Prior Year 2022-2023	Adopted Budget 2023-2024	CY Estimate 2023-2024	Requested Budget 2024-2025	Recommended Budget 2024-2025	Recommended Change from Adopted
Intergovernmental Revenues	\$4,603,179	\$5,744,063	\$6,616,366	\$5,530,785	\$5,530,785	\$(213,278)
Subtotal	\$4,603,179	\$5,744,063	\$6,616,366	\$5,530,785	\$5,530,785	\$(213,278)
General Fund Contributions	\$(155,653)	\$187,446	\$187,446	\$184,562	\$180,548	\$(6,898)
Total Source of Funds	\$4,447,526	\$5,931,509	\$6,803,812	\$5,715,347	\$5,711,333	\$(220,176)

Unit Description

The County of Monterey Planning and Service Area (PSA) 32 was established as an Area Agency on Aging (AAA) in 1980 by the State of California and the County of Monterey Board of Supervisors, in accordance with the Federal Older Americans Act. Its core mission is to plan, advocate, and coordinate services for individuals 60 years of age and older. The AAA is administered by the Aging and Adult Services Branch and has a 15-member AAA Advisory Council. The AAA allocates funds to local non-profit organizations serving seniors and family caregivers with the objective of enhancing the quality of life for seniors. Funded services include Health Insurance Counseling and Advocacy Program (HICAP), Medicare Improvements for Patients and Providers (MIPPA), Ombudsman for Long-Term Care, family caregiver support services, supportive services (e.g., transportation, outreach, legal services, information, referral, and assistance), congregate nutrition services, home delivered meals, nutrition education, disease prevention and health promotion services, elder abuse prevention services, fall prevention, intergenerational

activities, and a senior nutrition infrastructure program. Planning efforts focus on home and community-based long-term services and support that promote healthy aging. These activities are funded and supported primarily by Older Americans Act funding, the California Department of Aging, the Administration for Community Living, the U.S. Department of Health and Human Services, Mello-Granlund Older Californians Act funding for the Home and Community Based Services, and supplemented by a County General Fund Contribution for administrative expenses.

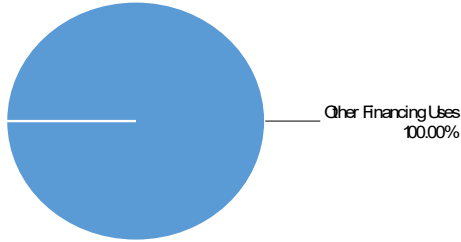
Recommended FY 2024-25 Positions

Classification Code	Classification Label	FTE
14C31	MANAGEMENT ANALYST III	1.00
20B11	ACCOUNTANT II	1.00
60X01	COMMUNITY AFFILIATION MANAGER	1.00
Total		3.00

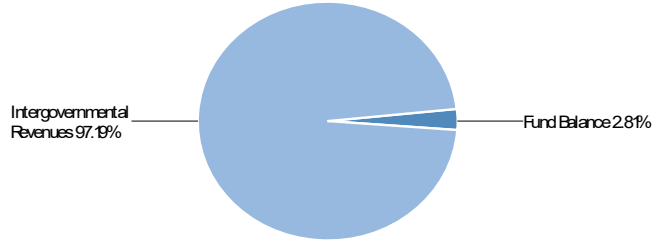
Social Services Realignment

(Budget Unit 8425—Fund 025—Appropriation Unit SOC012)

Use of Funds



Source of Funds



Use of Funds

Expenditures	Prior Year 2022-2023	Adopted Budget 2023-2024	CY Estimate 2023-2024	Requested Budget 2024-2025	Recommended Budget 2024-2025	Recommended Change from Adopted
Other Financing Uses	\$51,879,297	\$45,539,894	\$46,462,746	\$53,404,592	\$53,535,627	\$7,995,733
Subtotal	\$51,879,297	\$45,539,894	\$46,462,746	\$53,404,592	\$53,535,627	\$7,995,733

Source of Funds

Revenues	Prior Year 2022-2023	Adopted Budget 2023-2024	CY Estimate 2023-2024	Requested Budget 2024-2025	Recommended Budget 2024-2025	Recommended Change from Adopted
Intergovernmental Revenues	\$52,705,126	\$43,811,259	\$44,758,871	\$52,030,873	\$52,030,873	\$8,219,614
Subtotal	\$52,705,126	\$43,811,259	\$44,758,871	\$52,030,873	\$52,030,873	\$8,219,614
Fund Balance	\$(825,829)	\$1,728,635	\$1,703,875	\$1,373,719	\$1,504,754	\$(223,881)
General Fund Contributions	\$(0)	—	—	—	—	—
Total Source of Funds	\$51,879,297	\$45,539,894	\$46,462,746	\$53,404,592	\$53,535,627	\$7,995,733

Unit Description

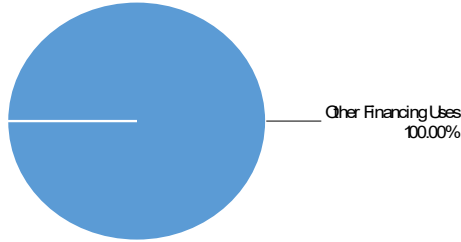
The 1991 Realignment (Realignment) legislation refers to a fiscal arrangement between the State and counties which dedicates portions of sales tax and vehicle license fee (VLF) revenues to county-administered health, mental health, and social services programs. The Realignment was designed to promote greater County responsibility in operating realigned programs, altered cost-sharing ratios, and provided counties with the VLF and sales tax as dedicated revenues to pay for the increased program responsibility. The 1991 Realignment differs from the 2011 Public Safety Realignment.

The Realignment impacted the Department of Social Services (DSS) in such programs as: CalWORKs, CalFresh, Foster Care, Adoptions, Child Welfare Services, and In-Home Supportive Services. The sales tax and VLF are collected and distributed on a monthly basis by the State Controller's Office and is deposited into the Health and Welfare Realignment Fund (Fund 025) and distributed through operating transfers to various budget units within the Social Services, Probation and Health Departments. Growth funds above the base are distributed by a defined process and estimated annually by the Department of Finance.

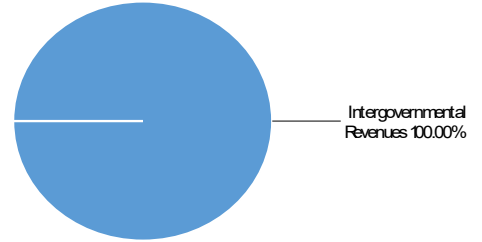
Protective Services

(Budget Unit 8464—Fund 022—Appropriation Unit SOC011)

Use of Funds



Source of Funds



Use of Funds

Expenditures	Prior Year 2022-2023	Adopted Budget 2023-2024	CY Estimate 2023-2024	Requested Budget 2024-2025	Recommended Budget 2024-2025	Recommended Change from Adopted
Other Financing Uses	\$26,872,536	\$25,479,174	\$22,133,170	\$22,502,357	\$22,502,357	\$(2,976,817)
Subtotal	\$26,872,536	\$25,479,174	\$22,133,170	\$22,502,357	\$22,502,357	\$(2,976,817)

Source of Funds

Revenues	Prior Year 2022-2023	Adopted Budget 2023-2024	CY Estimate 2023-2024	Requested Budget 2024-2025	Recommended Budget 2024-2025	Recommended Change from Adopted
Intergovernmental Revenues	\$26,807,043	\$24,462,585	\$21,716,581	\$22,502,357	\$22,502,357	\$(1,960,228)
Subtotal	\$26,807,043	\$24,462,585	\$21,716,581	\$22,502,357	\$22,502,357	\$(1,960,228)
Fund Balance	\$65,493	\$1,016,589	\$416,589	—	—	\$(1,016,589)
General Fund Contributions	\$(0)	—	—	—	—	—
Total Source of Funds	\$26,872,536	\$25,479,174	\$22,133,170	\$22,502,357	\$22,502,357	\$(2,976,817)

Unit Description

Public Safety Realignment legislation adopted in 2011 and reaffirmed by Proposition 30, requires counties to be responsible for payments of the non-federal portion of Adult Protective Services, Adoption Assistance Program, Foster Care, and many Child Welfare Services Programs. To fund these new local costs, the State Controller's Office transfers sales taxes to the counties. The Local Revenue Fund (Fund

022) was established to provide transparency of receipts and transfers of sales taxes associated with the Protective Services Account for the 2011 Public Safety Realignment. A process is in place that includes operating transfers from Fund 022 to two General Fund Budget Units, Out of Home Care (Unit 8255) and Social Services (Unit 8262) for the realigned programs.



This page intentionally left blank.

Library

Departmental Overview:

Monterey County Free Libraries (MCFL) is a public library system whose mission is to bring ideas, inspiration, information and enjoyment to the community. MCFL was established to provide library services to the diverse communities of the County of Monterey under the County Library Law of 1911. MCFL's operations are primarily financed through its own share of the property tax. Other financial support and funding is received from the Foundation for Monterey County Free Libraries (FMCF), Friends of the Libraries' groups, and government and private grants.

Programs and Functions:

Community Libraries and Services Access Points: MCFL services the public through a network of 16 branches covering Aromas, Big Sur, Bradley (planned), Buena Vista (Las Palmas), Carmel Valley, Castroville, Gonzales, Greenfield, King City, Marina, Pajaro, Parkfield, Prunedale, San Ardo, San Lucas, Seaside, and Soledad. MCFL also provides library services through 3 bookmobiles, Library by Mail, and online through eMCFL.org.

Print, Digital and Unique Collections: MCFL provides public access to a collection of materials for all ages in English and Spanish that can be browsed and/or borrowed, including books, movies, audiobooks, magazines, newspapers, reference materials, and local history resources. Other materials and additional languages are available from a large consortium of partner libraries through inter-library loan. A strong online collection includes a digital archive, downloadable e-books, e-audiobooks, digital magazines and newspapers, access to online resources, homework help, veterans' resources, language learning programs, job development programs, literacy, and citizenship. MCFL also lends telescopes, hotspots, early childhood kits, mental health kits, Book-Club-to-Go bags, and a variety of other activity kits.

Program and Learning Activities: MCFL offers free programs for children, teens, adults, and families, including storytime, crafts, makerspaces and play and learn activities. The annual summer reading program offers performances, activities, and reading encouragement. The library operates an early literacy bookmobile that brings programs and resources to preschools throughout the County of Monterey with an emphasis on Science, Technology, Engineering, Arts and Mathematics (STEAM).

Staff Assistance: Dedicated staff members are available to assist the public in English and Spanish to get a library card, check out library materials, help find information, answer questions, recommend reading materials, support students with homework, assist with technology, promote literacy, provide information resources, and community services. Staff serve as branch managers, community liaisons, and connect each community to the services offered by the entire MCFL system.

Technology: All branches offer free access to computers and the internet. Wireless printing, copy machines, Fax services and computer printing are offered along with in person assistance and referral to other technology learning resources.

Community Engagement Activities: The staff support community engagement activities through partnerships with other County departments, school districts, Cities and other agencies, including mental health awareness, housing application assistance, tax preparation assistance, lunch at the libraries, citizenship classes, voter information/registration, and services to veterans. Library meeting rooms are often the site of community outreach from local non-profits. Library facilities have also served as Temporary Evacuation Points, Community Resource Centers, cooling centers, and other emergency needs throughout the County.

Department's Contribution to the County of Monterey's Strategic Initiatives:



HEALTH AND HUMAN SERVICES:

Improve health and quality of life through County supported policies, programs, and services, promoting access to equitable opportunities for healthy choices and healthy environments in collaboration with communities.

ECONOMIC DEVELOPMENT INITIATIVE:

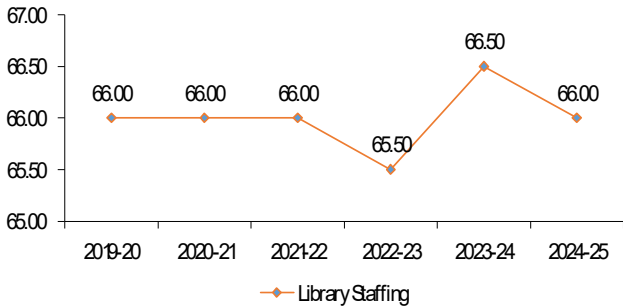
MCFL's vision is of the County of Monterey as a community where everyone has the opportunity to achieve their potential and pursue happiness. MCFL works to achieve this vision and fulfill its mission by offering a variety of services and programs to the public. Details of services and programs are available at www.emcfl.org.

Operating Budget: \$14,212,669
 Positions (FTEs): 66.00

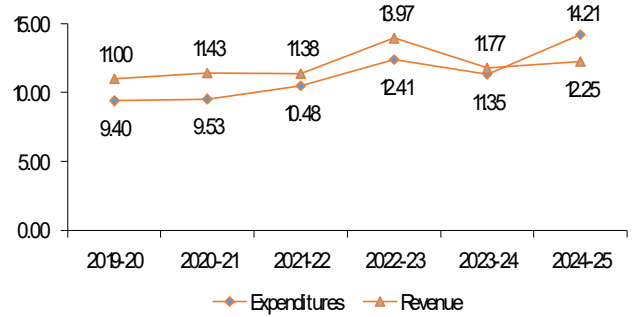
Hillary Theyer
 County Librarian

Library

Staffing Trends



Expenditure/Revenue History (in millions)

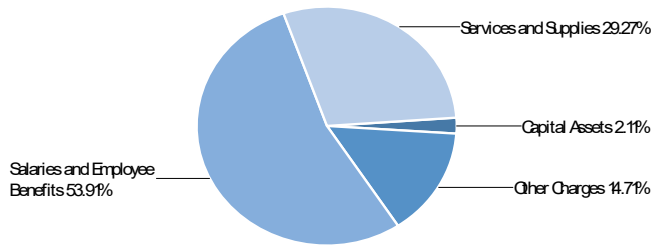


Performance Measures

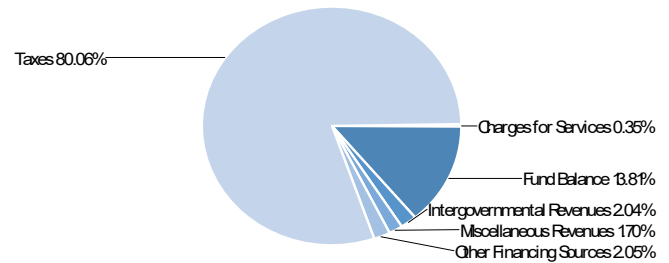
The Library envisions the County as a community where everyone has the opportunity to achieve their potential and pursue happiness. Our mission is to bring ideas, inspiration, information and enjoyment to our community through various delivery methods such as 17 branches, a website, 3 bookmobiles, and library-by-mail. On July 15, 2021, MCFL resumed limited person services and as of mid year 2022, all library locations are in full in person service except for use of Community Rooms and programming events are limited to online and outdoors.

Key Performance Measures	2021-22 Actual	2022-23 Actual	2023-24 Mid-Year
Number of Visits. Target = 770,000	62,418	461,764	242,173
Number of Completed Technology Sessions. Target = 150,000	167,138	2,199,353	1,395,141
Numbered of Borrowed Items. Target = 500,000	243,575	348,178	166,847
Hours of Volunteer Service. Target = 4,000	300	213	2,518
Number of Children Served in the Homework Center. Target = 10,000	0	1,810	1,681

Use of Funds



Source of Funds



Use of Funds

Expenditures	Prior Year 2022-2023	Adopted Budget 2023-2024	CY Estimate 2023-2024	Requested Budget 2024-2025	Recommended Budget 2024-2025	Recommended Change from Adopted
Salaries and Employee Benefits	\$6,503,505	\$7,668,842	\$7,581,687	\$7,751,206	\$7,661,534	\$(7,308)
Services and Supplies	\$4,633,182	\$2,940,527	\$2,964,977	\$4,160,758	\$4,160,758	\$1,220,231
Other Charges	\$771,643	\$801,211	\$801,211	\$2,090,377	\$2,090,377	\$1,289,166
Capital Assets	\$497,167	—	—	\$300,000	\$300,000	\$300,000
Subtotal	\$12,405,498	\$11,410,580	\$11,347,875	\$14,302,341	\$14,212,669	\$2,802,089

Source of Funds

Revenues	Prior Year 2022-2023	Adopted Budget 2023-2024	CY Estimate 2023-2024	Requested Budget 2024-2025	Recommended Budget 2024-2025	Recommended Change from Adopted
Taxes	\$11,182,539	\$10,813,773	\$10,920,474	\$11,371,455	\$11,371,455	\$557,682
Revenue from Use of Money & Property	\$134,411	\$8,066	\$32,000	\$8,308	\$8,308	\$242
Intergovernmental Revenues	\$296,667	\$247,646	\$247,646	\$289,196	\$289,196	\$41,550
Charges for Services	\$46,114	\$50,000	\$50,000	\$50,000	\$50,000	—
Miscellaneous Revenues	\$221,845	\$240,783	\$240,783	\$240,783	\$240,783	—
Other Financing Sources	\$2,083,456	\$283,889	\$283,889	\$290,704	\$290,704	\$6,815
Subtotal	\$13,965,031	\$11,644,157	\$11,774,792	\$12,250,446	\$12,250,446	\$606,289
Fund Balance	\$(1,559,533)	\$(233,577)	\$(426,917)	\$2,051,895	\$1,962,223	\$2,195,800
General Fund Contributions	\$(0)	—	—	—	—	—
Total Source of Funds	\$12,405,498	\$11,410,580	\$11,347,875	\$14,302,341	\$14,212,669	\$2,802,089

Summary of Recommendation

The Recommended Budget includes \$14,212,669 in expenditures financed by \$12,250,446 in anticipated revenues, and utilization of \$1,962,223 in fund balance. Expenditures increase by \$2,802,089, while revenues increase \$606,289. Higher expenditures are due primarily to an increase of \$1,289,166 in cost plan charges and higher operating expenses of \$1,220,231 related to projects in three library branches including: furniture, fixtures and equipment in the new Gonzales library, landscaping in San Lucas library, and rehabilitation of the Pajaro branch. These projects are anticipated to be funded from fund balance. Most of the Library's revenues are derived from property taxes which account for \$11,371,455 or 93% of revenues; property taxes are increasing \$557,682 from the adopted budget.

(impacted by flooding), and beginning expenditures for the new Gonzales Library. The current year included overtime for emergency work, the move out and deep clean for the Pajaro branch, and some unanticipated capital projects, with some of these expenses carrying forward to FY 2024-25.

Of particular concern is the budget for books and materials. MCFL is below population, income, and outlet peer libraries in books available per capita. Due to salary savings, the Library was able to add to the materials budget in FY 2022-23, but this is not anticipated going forward. MCFL will continue to reexamine purchasing balance between physical and online materials and is actively seeking grant opportunities that can contribute to the materials collections.

Significant resources funded at the State level, with one-time emergency funds, will begin to expire in the next two years. The Library will monitor the budget to determine if these resources will continue to be provided for the public.

Budget Impacts

The Recommended Budget anticipates contributions to many capital projects in FY 2024-25, including rehabilitation of the Pajaro Branch

Prior Year Accomplishments

MCFL applied and received grants to fund programs at the libraries.

Conducted a survey of the public for open hours for branches along with an update to the strategic plan, which provides ongoing flexibility to the evolving changing community needs.

Collaborated with partners on grant applications, including the City of Gonzales for the new Gonzales Library, the Public Works Facilities and Parks Department for work on the Pajaro Library, and with ITD to leverage federal E-rate funds to upgrade connectivity of facilities and to offer Affordable Connectivity Program events throughout the County.

Budget Year Goals

During FY 2024-25, the major goals will be to update the strategic plan, complete review of core Library policies, and continue to assess staffing.

Complete capital projects including Pajaro rehabilitation, a new Bradley branch, new Gonzales branch, and planning for a future East Garrison branch.

Library staff anticipates partnering with many agencies on generators for three branches, installation of electric car charging at three branches, and continued enhancement of services as Temporary Evacuation Points in disasters and emergencies.

Pending Issues

MCFL continues to support efforts to build a new Bradley Library, working with the City of Gonzales on the Gonzales Community Center, and seeking funding to work with Public Works, Facilities, and Parks for infrastructure improvements on the Porter-Vallejo Mansion, which houses the Pajaro Library. MCFL began Bookmobile services to the communities of East Garrison, Moss Landing and Las Lomas and is focused on moving forward with partnering with the community to plan branch Library services at East Garrison. Growing communities also expect library services, and while the issue of reliable Bookmobiles is currently resolved, expanding staffing to add stops or hours continues to be a major budgetary challenge and there will be a new capital project developed for the eventual replacement of the South County Bookmobile now the oldest in the fleet.

Policy Considerations

There are no policy considerations.

Appropriation Expenditure Detail

	Prior Year 2022-2023	Adopted Budget 2023-2024	CY Estimate 2023-2024	Requested Budget 2024-2025	Recommended Budget 2024-2025	Recommended Change from Adopted	Fund Code	Budget Unit Code
Library (LIB001)	\$12,405,498	\$11,410,580	\$11,347,875	\$14,302,341	\$14,212,669	\$2,802,089	003	8141
Subtotal	\$12,405,498	\$11,410,580	\$11,347,875	\$14,302,341	\$14,212,669	\$2,802,089		

Budget Units

	Prior Year 2022-2023	Adopted Budget 2023-2024	CY Estimate 2023-2024	Requested Budget 2024-2025	Recommended Budget 2024-2025	Recommended Change from Adopted
Library	\$12,405,498	\$11,410,580	\$11,347,875	\$14,302,341	\$14,212,669	\$2,802,089
Subtotal	\$12,405,498	\$11,410,580	\$11,347,875	\$14,302,341	\$14,212,669	\$2,802,089

Adopted FY 2023-24 to Recommended FY 2024-25 Positions

Classification Code	Classification Label	Adopted Budget 2022-2023	Adopted Budget 2023-2024	Recommended Budget 2024-2025	Change
11A05	LIBRARY DIRECTOR	1.00	1.00	1.00	0.00
12C04	ASSISTANT LIBRARY DIRECTOR	1.00	1.00	1.00	0.00
14C71	ADMINISTRATIVE SERVICES OFFICER	1.00	1.00	1.00	0.00
43J05	DEPARTMENTAL INFORMATION SYSTEMS COORDINATOR	1.00	1.00	1.00	0.00
65A31	LIBRARIAN I	1.50	1.50	1.50	0.00
65A33	LIBRARIAN II	9.00	10.00	10.00	0.00
65A40	LIBRARIAN III	4.00	4.00	3.00	(1.00)
65A85	MANAGING LIBRARIAN	2.00	2.00	2.00	0.00
80C01	LIBRARY ASSISTANT I	5.00	5.00	4.50	(0.50)

Adopted FY 2023-24 to Recommended FY 2024-25 Positions

Classification Code	Classification Label	Adopted Budget 2022-2023	Adopted Budget 2023-2024	Recommended Budget 2024-2025	Change
80C21	LIBRARY ASSISTANT II	27.00	27.00	28.00	1.00
80C22	LIBRARY ASSISTANT III	11.00	11.00	11.00	0.00
80J21	ACCOUNT CLERK	1.00	1.00	1.00	0.00
80J22	SENIOR ACCOUNT CLERK	1.00	1.00	1.00	0.00
Total		65.50	66.50	66.00	(0.50)

Cooperative Extension Service



Departmental Overview:

Cooperative Extension is one of the oldest departments in the County. The University of California (UC) and the County started the local Cooperative Extension office in 1918 for the betterment of the local economy and quality of life. Cooperative Extension is a national program under the United States Department of Agriculture (USDA) with support from the County and the UC to bring the research and knowledge of the land grant universities directly to the community.

Programs and Functions:

AGRICULTURAL PROGRAM: The Agricultural Program is conducted by the Farm Advisors (UC paid academics) who were selected based on their expertise, degrees in their disciplines, and their abilities to teach and work with people. Their mission is to conduct frequent needs assessments and to provide local actionable research and education geared to protecting and promoting Monterey County's farm-based economy, the number one industry. The Agricultural Program has Farm Advisors with programs in Entomology, Irrigation, Water Quality and Water Policy, Viticulture, Weed Science, Vegetable Crops, Berry Crops, Ornamental Horticulture, and Waste Management. The programs promote the economic viability of the agricultural industry and the protection of environmental resources. Research and educational programs encompass target areas such as sustainable, safe, nutritious food production, economic success in a global economy, and a sustainable, healthy, productive environment focusing on three of the USDA and UC strategic initiatives: Water Quality, Quantity and Security; Endemic and Invasive Pests; and Sustainable Food Systems.

4-H YOUTH PROGRAM: The mission of the 4-H Youth Development Program is to instill leadership, citizenship and life skills in youth through hands-on learning and community service. In Monterey County there are 15 4-H clubs serving young people ages five through 19. The programs are delivered to youth via trained adult volunteers, and focus on science, engineering and technology, healthy living, and citizenship. High quality 4-H activities engage youth in an environment where youth feel safe and free to share, learn, and grow.

MASTER GARDENER PROGRAM: The mission of the Master Gardener program is to extend research based knowledge and information on home horticulture, pest management and sustainable practices to the residents. In Monterey County 175 volunteers donate over 4,000 hours per year assisting home gardeners, building community and school gardens, hosting community education demonstrations, and maintaining 2 teaching and demonstration gardens.

NATURAL RESOURCES PROGRAM: Two cross-county advisors add to in-County expertise, and UC campus specialists bring additional knowledge to bear on specific County issues as they arise. They work to solve local issues such as pine pitch canker, Monterey pine tree health, Sudden Oak Death (SOD), rangeland management, water quality, soil conservation, land use and animal agriculture production.

Department's Contribution to Monterey County's Strategic Initiatives:

ECONOMIC DEVELOPMENT Active engagement in appropriate economic development and promotion of economic viability of the agricultural industry.

HEALTH AND HUMAN SERVICES Promote the use of alternative energy sources, conservation, and related best practices that benefit the environment and create approaches aimed at increasing the overall well-being and quality of life for Monterey County residents.



Cooperative Extension Service

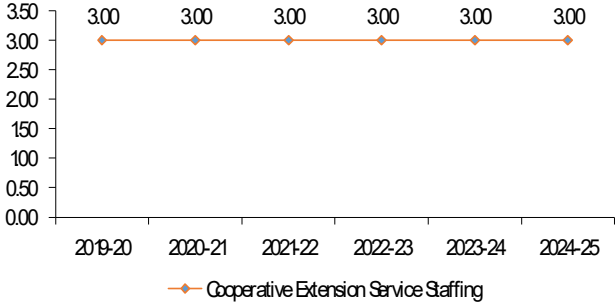
Operating Budget: \$590,929
Positions (FTEs): 3.00

David B. Gonzalves
Director

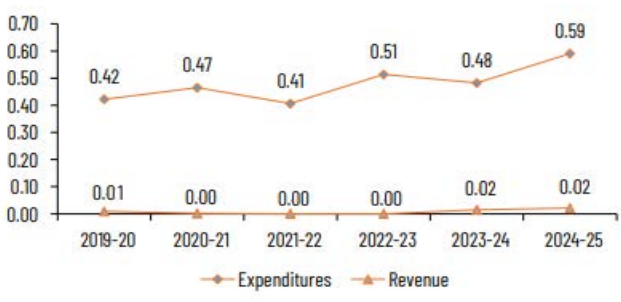
Research & Education

Research & Education –
Reimbursed Projects

Staffing Trends



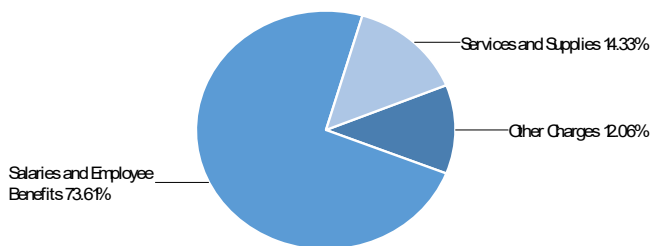
Expenditure/Revenue History (in millions)



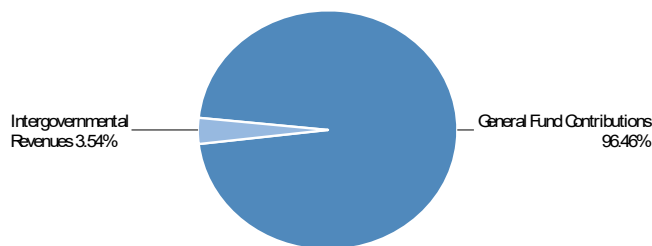
Performance Measures

The department did not provide key performance measures

Use of Funds



Source of Funds



Use of Funds

Expenditures	Prior Year 2022-2023	Adopted Budget 2023-2024	CY Estimate 2023-2024	Requested Budget 2024-2025	Recommended Budget 2024-2025	Recommended Change from Adopted
Salaries and Employee Benefits	\$339,420	\$411,663	\$403,250	\$439,383	\$434,988	\$23,325
Services and Supplies	\$61,889	\$85,057	\$86,146	\$84,659	\$84,659	\$(398)
Other Charges	\$112,024	\$(2,826)	\$(7,113)	\$71,282	\$71,282	\$74,108
Subtotal	\$513,333	\$493,894	\$482,283	\$595,324	\$590,929	\$97,035

Source of Funds

Revenues	Prior Year 2022-2023	Adopted Budget 2023-2024	CY Estimate 2023-2024	Requested Budget 2024-2025	Recommended Budget 2024-2025	Recommended Change from Adopted
Intergovernmental Revenues	—	\$26,463	\$15,038	\$20,910	\$20,910	\$(5,553)
Subtotal	—	\$26,463	\$15,038	\$20,910	\$20,910	\$(5,553)
General Fund Contributions	\$513,333	\$467,431	\$467,245	\$574,414	\$570,019	\$102,588
Total Source of Funds	\$513,333	\$493,894	\$482,283	\$595,324	\$590,929	\$97,035

Summary of Recommendation

The Recommended Budget for the UC Cooperative Extension is \$590,929, financed by \$20,910 in program revenue and \$570,019 in general fund contributions (GFC). Recommended appropriations increased \$97,035, primarily due to increased costs associated with the County’s cost plan and increased salary and benefit costs. The Recommended Budget includes \$44,148 in augmentation to partially restore funding in order to maintain a full-time staffing, an operational fleet, and office supplies.

Budget Impacts

There are no budget impacts.

Prior Year Accomplishments

No prior year accomplishments were provided by the department.

Budget Year Goals

No budget year goals were provided by the department.

Pending Issues

There are no pending issues.

Policy Considerations

There are no policy considerations.

Appropriation Expenditure Detail

	Prior Year 2022-2023	Adopted Budget 2023-2024	CY Estimate 2023-2024	Requested Budget 2024-2025	Recommended Budget 2024-2025	Recommended Change from Adopted	Fund Code	Budget Unit Code
Cooperative Extension (EXT001)	\$505,773	\$467,431	\$467,245	\$574,414	\$570,117	\$102,686	001	8021
Cooperative Ext -Reimbursed Projects (EXT001)	\$7,560	\$26,463	\$15,038	\$20,910	\$20,812	\$(5,651)	001	8022
Subtotal	\$513,333	\$493,894	\$482,283	\$595,324	\$590,929	\$97,035		

Budget Units

	Prior Year 2022-2023	Adopted Budget 2023-2024	CY Estimate 2023-2024	Requested Budget 2024-2025	Recommended Budget 2024-2025	Recommended Change from Adopted
Cooperative Extension	\$505,773	\$467,431	\$467,245	\$574,414	\$570,117	\$102,686
Cooperative Ext -Reimbursed Projects	\$7,560	\$26,463	\$15,038	\$20,910	\$20,812	\$(5,651)
Subtotal	\$513,333	\$493,894	\$482,283	\$595,324	\$590,929	\$97,035

Adopted FY 2023-24 to Recommended FY 2024-25 Positions

Classification Code	Classification Label	Adopted Budget 2022-2023	Adopted Budget 2023-2024	Recommended Budget 2024-2025	Change
14C70	ADMINISTRATIVE SERVICES ASSISTANT	1.00	1.00	1.00	0.00
80A31	SECRETARY	1.00	1.00	1.00	0.00
80J30	ACCOUNTING TECHNICIAN	1.00	1.00	1.00	0.00
	Total	3.00	3.00	3.00	0.00

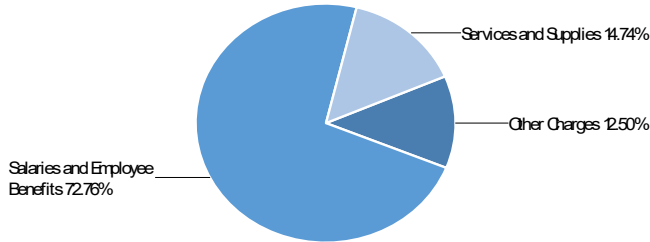
Augmentation Request(s)

Dept	Budget Request Code	Budget Request Name	Ranking Type Name	Net Request	Requested FTE	Recommend ed Total	Recommend ed FTE
6210	6210-8021-001- AUG1	Layoff Prevention	Status Quo Filled Position	\$44,148	2.00	\$44,148	2.00
			Grand Total	\$44,148	2.00	\$44,148	2.00

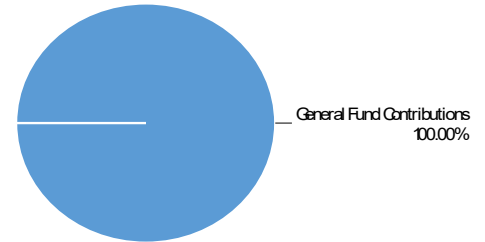
Cooperative Extension

(Budget Unit 8021—Fund 001—Appropriation Unit EXT001)

Use of Funds



Source of Funds



Use of Funds

Expenditures	Prior Year 2022-2023	Adopted Budget 2023-2024	CY Estimate 2023-2024	Requested Budget 2024-2025	Recommended Budget 2024-2025	Recommended Change from Adopted
Salaries and Employee Benefits	\$332,424	\$386,118	\$389,130	\$419,098	\$414,801	\$28,683
Services and Supplies	\$61,325	\$84,139	\$85,228	\$84,034	\$84,034	\$(105)
Other Charges	\$112,024	\$(2,826)	\$(7,113)	\$71,282	\$71,282	\$74,108
Subtotal	\$505,773	\$467,431	\$467,245	\$574,414	\$570,117	\$102,686

Source of Funds

Revenues	Prior Year 2022-2023	Adopted Budget 2023-2024	CY Estimate 2023-2024	Requested Budget 2024-2025	Recommended Budget 2024-2025	Recommended Change from Adopted
General Fund Contributions	\$505,773	\$467,431	\$467,245	\$574,414	\$570,117	\$102,686
Total Source of Funds	\$505,773	\$467,431	\$467,245	\$574,414	\$570,117	\$102,686

Unit Description

This Budget Unit description is the same as the Department Description. The programs listed in the Department Description (Agriculture, 4-H Youth, and Natural Resources) are all programs funded by the County of Monterey General Fund.

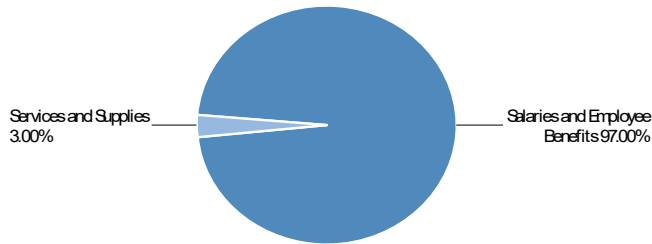
Recommended FY 2024-25 Positions

Classification Code	Classification Label	FTE
14C70	ADMINISTRATIVE SERVICES ASSISTANT	1.00
80A31	SECRETARY	1.00
80J30	ACCOUNTING TECHNICIAN	1.00
Total		3.00

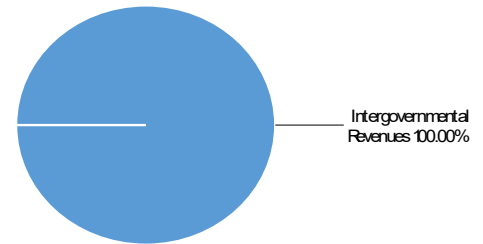
Cooperative Ext -Reimbursed Projects

(Budget Unit 8022—Fund 001—Appropriation Unit EXT001)

Use of Funds



Source of Funds



Use of Funds

Expenditures	Prior Year 2022-2023	Adopted Budget 2023-2024	CY Estimate 2023-2024	Requested Budget 2024-2025	Recommended Budget 2024-2025	Recommended Change from Adopted
Salaries and Employee Benefits	\$6,996	\$25,545	\$14,120	\$20,285	\$20,187	\$(5,358)
Services and Supplies	\$564	\$918	\$918	\$625	\$625	\$(293)
Subtotal	\$7,560	\$26,463	\$15,038	\$20,910	\$20,812	\$(5,651)

Source of Funds

Revenues	Prior Year 2022-2023	Adopted Budget 2023-2024	CY Estimate 2023-2024	Requested Budget 2024-2025	Recommended Budget 2024-2025	Recommended Change from Adopted
Intergovernmental Revenues	—	\$26,463	\$15,038	\$20,910	\$20,910	\$(5,553)
Subtotal	—	\$26,463	\$15,038	\$20,910	\$20,910	\$(5,553)
General Fund Contributions	\$7,560	—	—	—	\$(98)	\$(98)
Total Source of Funds	\$7,560	\$26,463	\$15,038	\$20,910	\$20,812	\$(5,651)

Unit Description

This Budget Unit supports the Agricultural Program described in the Department Description. All expenses of this Budget Unit are reimbursed by the University of California (UC). The UC grant

funding supports research and education programs in vegetable diseases, plant nutrition, weed science, viticulture, insect control, waste management, irrigation, water quality and water policy.

Natividad Medical Center

Departmental Overview:

Natividad is a 172-bed acute care hospital owned and operated by Monterey County. As a successful designated public safety-net hospital providing healthcare to the residents of Monterey County for over 138 years, Natividad provides health care access to all patients regardless of their ability to pay.

Natividad is fully accredited by The Joint Commission, has an appointed Board of Trustees, and is under the governance of the Board of Supervisors.

Programs and Functions:

Natividad offers inpatient, outpatient, emergency, diagnostic, and specialty medical care and annually provides more than 38,000 patient days and more than 50,000 Emergency Department visits. Natividad is a Level II Trauma Center providing the immediate availability of specialized personnel, equipment, and services to treat the most severe and critical injuries. Natividad also operates a large hospital-based specialty clinic, a primary care clinic, and is the location of outpatient primary care clinics operated by the Monterey County Health Department. Natividad has a medical staff of over 400 physicians.

Natividad is the only teaching hospital on the Central Coast, through its affiliation with the University of California, San Francisco (UCSF). Recognized nationally and internationally as a model program, Natividad's Family Medicine Residency Program is postgraduate training for physicians specializing in family medicine. Approximately one-third (1/3) of graduates remain on the Central Coast to establish a practice.

Natividad's mission is to continually monitor and improve the health of the people, including the vulnerable, through coordinated, affordable, and high quality health care. The vision is to be a health care delivery system that collaborates with other providers to offer accessible, high quality, and high value healthcare services in a financially stable manner.

Department's Contributions to Monterey County's Strategic Initiatives:

ADMINISTRATION


Promote an organization that practices efficient and effective resource management and is recognized for responsiveness, strong customer orientation, accountability, and transparency.

HEALTH AND HUMAN SERVICES

Improve health and quality of life through County supported policies, programs, and services; promote access to equitable opportunities for healthy choices and health environments in collaboration with communities.

INFRASTRUCTURE

Plan and develop a sustainable, physical infrastructure that improves the quality of life for County residents and supports economic development.

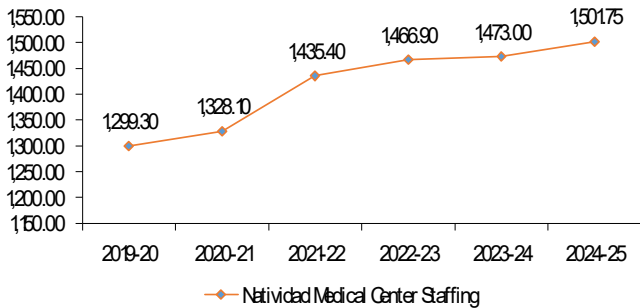


Operating Budget: \$446,455,576
Positions (FTEs): 1501.75

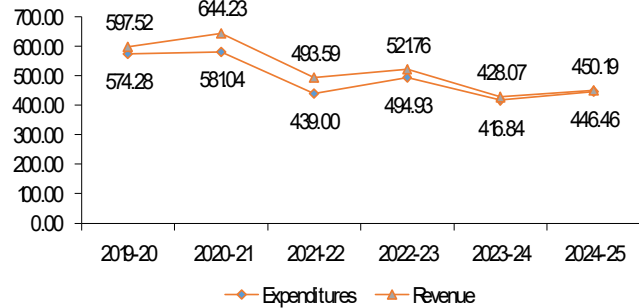
Dr. Charles R. Harris
Chief Executive Officer

Natividad Medical Center

Staffing Trends



Expenditure/Revenue History (in millions)

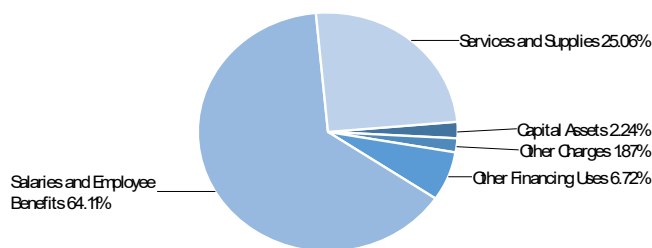


Performance Measures

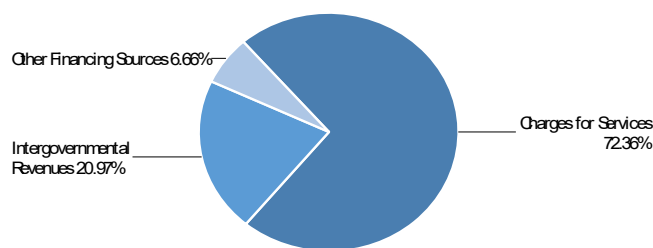
The monitoring of hospital key performance measures help drive performance improvement in the areas of growth of targeted patient service lines, patient experience, and financial performance.

Key Performance Measures	2021-22 Actual	2022-23 Actual	2023-24 Mid-Year
Operating Margin, Target = Budgeted Net Income (in millions of dollars).	\$18.9MM	\$13.6MM	\$8.7MM
Average Daily Census. Target = Budgeted Average Daily Census.	126.5	126.8	129.8
CMS Hospital-acquired Conditions (HAC) reduction Program Total Score, Target = National Benchmark Score.	0.44	0.299	0.3757
Rate of Hospital Patient Satisfaction - Nurse Communications. Target = CA Benchmark Score.	76%	73%	72%
Rate of Hospital Patient Satisfaction - Doctor Communications. Target = CA Benchmark Score.	78%	70%	71%
Overall staff turnover rate. Target = <10%	12.10%	12.00%	11.00%

Use of Funds



Source of Funds



Use of Funds

Expenditures	Prior Year 2022-2023	Adopted Budget 2023-2024	CY Estimate 2023-2024	Requested Budget 2024-2025	Recommended Budget 2024-2025	Recommended Change from Adopted
Salaries and Employee Benefits	\$243,134,459	\$270,753,726	\$258,727,535	\$289,270,705	\$286,203,951	\$15,450,225
Services and Supplies	\$149,063,084	\$99,757,349	\$138,380,418	\$111,882,102	\$111,882,102	\$12,124,753
Other Charges	\$71,565,880	\$9,191,262	\$5,952,828	\$8,369,523	\$8,369,523	\$(821,739)
Capital Assets	\$7,184,615	\$9,644,698	\$6,889,996	\$10,000,000	\$10,000,000	\$355,302
Other Financing Uses	\$23,981,067	\$30,000,000	\$6,889,996	\$30,000,000	\$30,000,000	—
Subtotal	\$494,929,105	\$419,347,035	\$416,840,773	\$449,522,330	\$446,455,576	\$27,108,541

Source of Funds

Revenues	Prior Year 2022-2023	Adopted Budget 2023-2024	CY Estimate 2023-2024	Requested Budget 2024-2025	Recommended Budget 2024-2025	Recommended Change from Adopted
Fines, Forfeitures, and Penalties	\$141,790	—	—	—	—	—
Revenue from Use of Money & Property	\$7,887,852	—	—	—	—	—
Intergovernmental Revenues	\$179,209,903	\$79,918,332	\$91,920,000	\$94,410,000	\$94,410,000	\$14,491,668
Charges for Services	\$307,044,242	\$312,968,090	\$329,262,228	\$325,775,028	\$325,775,028	\$12,806,938
Miscellaneous Revenues	\$3,994,876	—	—	—	—	—
Other Financing Sources	\$23,481,067	\$30,000,000	\$6,889,996	\$30,000,000	\$30,000,000	—
Subtotal	\$521,759,730	\$422,886,422	\$428,072,224	\$450,185,028	\$450,185,028	\$27,298,606
Fund Balance	\$(26,830,625)	\$(3,539,387)	\$(11,231,451)	\$(662,698)	\$(3,729,452)	\$(190,065)
General Fund Contributions	\$(0)	—	—	—	—	—
Total Source of Funds	\$494,929,105	\$419,347,035	\$416,840,773	\$449,522,330	\$446,455,576	\$27,108,541

Summary of Recommendation

The Recommended Budget for Natividad totals \$446,455,576 in expenditures, financed by \$450,185,028 in revenue, a \$3,729,452 estimated increase in fund balance.

Personnel costs and medical operating costs are the largest cost drivers in the budget. Personnel costs are budgeted at \$286,203,951, an increase of \$15,450,225 from the FY 2023-24 Adopted Budget. The increase includes an additional 28.75 full-time equivalent (FTE) positions where the growth is primarily in nursing and volume-driven departments such as Medical/Surgical and Emergency. Employee step advances, higher employee benefit costs, and pay raises also contribute to the increase in personnel costs. Service and supplies are budgeted at \$111,882,102, an increase of \$12,124,753 over the FY 2023-24 Adopted Budget. The increase is largely made up of an anticipated increases in medical supplies and professional services usage.

The \$27,298,606 increase in revenue over the FY 2023-24 Adopted Budget is largely attributed to an increase in revenues from patient and other services. Revenues from patient and other services are budgeted at \$325,775,028, an increase of \$12,806,938 from the FY 2023-24 Adopted Budget. The increase in patient revenues are from an increase in patient volume and a change in payor mix resulting in a more favorable collection rate.

Budget Impacts

CalAIM implementation began on January 1, 2022 and will continue through December 31, 2026 as a coordinated commitment to make Medi-Cal more equitable and person centered.

CalAIM renews the Global Payment Program to provide a statewide pool of funding for the remaining uninsured population in California. As a global program, it includes \$1.2 billion annually in DSH funds and \$246M in the Safety Net Care Pool (SNCP).

Additionally, CalAIM initiatives provide key programs that prioritize prevention and social drivers of health. Services and reimbursement for justice-involved adults and youth are in negotiations and not approved.

Managed Care directed payment programs including the Quality Incentive Program (QIP) and the Enhanced Payment Program (EPP) continue payments for performance alignment with State and Plan requirements.

Prior Year Accomplishments

Natividad was named Best Hospital in the Salinas Valley Readers' Choice Awards 2022, published by the Monterey Herald.

Natividad expanded its footprint to Prunedale in September 2022, providing primary care services for residents of North Monterey County and beyond.

The new Infusion Center began offering intravenous therapy for non-cancer patients.

Interventional Radiology began providing a new life-saving emergency pulmonary embolism clot removal procedure and began weekly clinic.

Natividad expanded Interpreting Services to Mee Memorial and Monterey County Health Department Laurel Clinic.

Natividad, the only teaching hospital in Monterey County, graduated 10 physicians from its Family Medicine Residency program and welcomed its newest class in June. Natividad had 1,000 applicants and 125 interviews for 10 positions for the class of 2026. The hospital is also dedicated to growing resident diversity: 60% of residents are from underrepresented minorities in medicine, and 40% of residents are from groups underrepresented in medicine (Black, Latinx and Native American). In addition, 70% of residents are proficient in Spanish. Eight out of 10 graduates stayed in the area to practice medicine.

Natividad continued its Everyone's Harvest Farmers' Market as part the hospital's ongoing commitment to promoting wellness and healthy eating. The weekly outdoor market allows our community to shop for fresh produce, foods and more. Through Everyone's Harvest, Natividad funded Fresh Rx prescriptions for families for credits of \$25/week in fresh produce in the Farmers' Market. Participating patient results show lower BMI after the completion of the annual program.

Became a Blue Zones Project Approved Cafeteria. Blue Zones Project is a community led well-being improvement initiative designed to make healthier choices easier in our community, creating a culture that promotes positive lifestyle changes for workers and the community.

Natividad participated in multiple community outreach events and organizations, including:

- * Falls Awareness Day

- * The Monterey County Health Needs Collaborative

- * Ciclovía Salinas

- * WIC Breastfeeding Awareness Walk -Salinas & Soledad

- * CISNE Monthly Forums

- * 5 Steps to Prevent Diabetes

- * Ag Business Health Fairs

- * School Resource Fairs

The Barbara Shipnuck Professional Center was named in honor of the late Supervisor Barbara Shipnuck.

Natividad introduced the SOGI (Sexual Orientation and Gender Identity) Initiative project to foster an inclusive and supportive hospital environment for our patients, where they feel valued, respected, and empowered to be their authentic selves for care.

Natividad Foundation, the nonprofit that supports Natividad, accomplished the following:

- * Philanthropically supported the new Nora Dowd Community Courtyard at Natividad

- * Unveiled five new art exhibitions at Natividad

- * Maintained 99% success rate in preventing re-injury among victims of violence enrolled in CHOICE.

- * 2023 donation from The Agricultural Leadership Council (TALC) of \$341,650 with no multi-year pledges.

- * Raised \$116,600 through the 2021 Pebble Beach Concours d'Elegance Charity Drawing.

- * Received a \$450,000 grant from the Monterey Peninsula Foundation to support the Emergency Department pre-fabricated building project.

- * Funded three part-time chaplains for Spiritual Care.

- * Funded breast cancer screening and therapeutic care for low-income women.

- * Funded basic needs for patients who were ready to discharge but needed help to continue healing.

Natividad was re-verified as a Level II Trauma Center by the American College of Surgeons. The expert verification comes from the Verification Review Committee (VRC), an ad hoc committee of the Committee on Trauma (COT) of the American College of Surgeons (ACS). This achievement reaffirms the trauma center's dedication to providing optimal care for injured patients and coincides with Natividad's eighth anniversary as Monterey County's trauma center.

Recognized by the American College of Surgeons (ACS) National Surgical Quality Improvement Program (NSQIP) for meritorious surgical care outcomes in 2023 from calendar year 2022. Natividad is one of only 78 health care organizations nationally to receive this honor and the only one in Monterey County.

2023 Blue Distinction Center for Bariatric Surgery designation by Blue Cross Blue Shield. The Blue Distinction Specialty Care program recognizes nationally designated health care facilities that show expertise in delivering improved patient safety and better health outcomes.

Natividad completed year 7 of BETA Healthcare Group with a focus on ED Pediatric Readiness and "Quest for Zero" excellence in the Emergency Department.

Natividad's Sam Karas Acute Rehabilitation Center received the "Top Performer Award" for CMS quality metrics scoring in the top 10% for 5 consecutive years.

Natividad has been recognized every year since 2015 by Blue Shield of California with a Blue Distinction(r) Centers (BDC) for Maternity Care designation.

BETA Healthcare Group Award of Excellence 16 years running for High Quality Obstetrical Practices achieving 100% compliance. The OB initiative aims to promote best practices in care delivery to moms and babies in BETA's "Quest for Zero" preventable birth injuries.

Natividad made the Cal Hospital Compare Maternity Honor Roll for the seventh year in a row. The Maternity Honor Roll recognized 141 hospitals in California that met or surpassed the statewide target of

23.9% for C-section rates for first-time mothers with low-risk pregnancies.

The California Perinatal Quality Care Collaborative presented the High Risk Infant Follow-Up (HRIF) Follow-Up Award to the Natividad NICU team. The NICU team ensures babies and parents return to our medical specialists at least once a year for three years because high-risk infants need extra care during their first years.

Natividad received accreditation from the College of American Pathologists, ensuring the best patient care.

Achieved American Association of Blood Banks accreditation with just one recommendation out of 438 standards reviewed.

Budget Year Goals

Develop programs necessary to meet requirements for the State's CalAim initiative

Pending Issues

There are no pending issues.

Policy Considerations

There are no policy considerations.

Appropriation Expenditure Detail

	Prior Year 2022-2023	Adopted Budget 2023-2024	CY Estimate 2023-2024	Requested Budget 2024-2025	Recommended Budget 2024-2025	Recommended Change from Adopted	Fund Code	Budget Unit Code
Natividad Medical Center (NMC001)	\$491,528,038	\$399,347,035	\$409,950,777	\$429,522,330	\$426,455,576	\$27,108,541	451	8142
Natividad Medical Center (NMC002)	\$3,401,067	\$20,000,000	\$6,889,996	\$20,000,000	\$20,000,000	\$0	404	8142
Subtotal	\$494,929,105	\$419,347,035	\$416,840,773	\$449,522,330	\$446,455,576	\$27,108,541		

Budget Units

	Prior Year 2022-2023	Adopted Budget 2023-2024	CY Estimate 2023-2024	Requested Budget 2024-2025	Recommended Budget 2024-2025	Recommended Change from Adopted
Natividad Medical Center	\$494,929,105	\$419,347,035	\$416,840,773	\$449,522,330	\$446,455,576	\$27,108,541
Subtotal	\$494,929,105	\$419,347,035	\$416,840,773	\$449,522,330	\$446,455,576	\$27,108,541

Adopted FY 2023-24 to Recommended FY 2024-25 Positions

Classification Code	Classification Label	Adopted Budget 2022-2023	Adopted Budget 2023-2024	Recommended Budget 2024-2025	Change
11A25	HOSPITAL CHIEF EXECUTIVE OFFICER	1.00	1.00	1.00	0.00
12C28	HOSPITAL CHIEF NURSING OFFICER	1.00	1.00	1.00	0.00
12C29	HOSPITAL ASSISTANT ADMINISTRATOR	3.00	3.00	2.00	(1.00)
14A10	PROJECT MANAGER I	1.00	1.00	0.00	(1.00)
14A11	PROJECT MANAGER II	0.00	0.00	1.00	1.00
14A12	PROJECT MANAGER III	1.00	1.00	1.00	0.00
14A70	HOSPITAL REVENUE CYCLE EXAMINER	2.00	2.00	2.00	0.00
14A80	HOSPITAL DECISION SUPPORT MANAGER	1.00	1.00	1.00	0.00

Adopted FY 2023-24 to Recommended FY 2024-25 Positions

Classification Code	Classification Label	Adopted Budget 2022-2023	Adopted Budget 2023-2024	Recommended Budget 2024-2025	Change
14B01	PERSONNEL ANALYST	4.00	4.00	4.00	0.00
14B21	ASSOCIATE PERSONNEL ANALYST	1.00	1.00	2.00	1.00
14B28	SUPERVISING PERSONNEL ANALYST	1.00	1.00	1.00	0.00
14B32	SENIOR PERSONNEL ANALYST	3.00	3.00	3.00	0.00
14B66	DEPARTMENTAL HR MANAGER	1.00	1.00	1.00	0.00
14C30	MANAGEMENT ANALYST II	11.00	12.00	12.00	0.00
14C31	MANAGEMENT ANALYST III	5.00	5.00	5.00	0.00
14C36	HOSPITAL DECISION SUPPORT ANALYST	2.00	1.00	1.00	0.00
14C52	PATIENT FINANCIAL SERVICES DIRECTOR	3.00	3.00	3.00	0.00
14C60	HOSPITAL CHIEF FINANCIAL OFFICER	1.00	1.00	1.00	0.00
14C70	ADMINISTRATIVE SERVICES ASSISTANT	2.00	2.00	2.00	0.00
14E20	BUYER II	6.00	6.00	6.00	0.00
14E90	DIRECTOR OF MATERIAL MANAGEMENT	1.00	1.00	1.00	0.00
14G02	MANAGEMENT ANALYST I	3.00	1.00	2.00	1.00
14H03	PERSONNEL TECHNICIAN- CONFIDENTIAL	3.00	3.00	5.00	2.00
14H24	EDUCATOR AND VOLUNTEER COORDINATOR	1.00	1.00	1.00	0.00
14H60	DIRECTOR OF MARKETING AND COMMUNITY RELATIONS	1.00	1.00	1.00	0.00
14H65	MEDICAL STAFF COORDINATOR	1.00	1.00	1.00	0.00
14K26	MANAGED CARE OPERATIONS MANAGER	1.00	1.00	1.00	0.00
14K31	MANAGER OF DIAGNOSTIC IMAGING SERVICES	1.00	1.00	1.00	0.00
14K32	BEHAVIORAL HEALTH SERVICES MANAGER I	1.50	1.50	1.50	0.00
14K33	HOSP DIRECTOR OF ENGINEERING AND SAFETY	1.00	1.00	1.00	0.00
14K35	NMC HUMAN RESOURCES ADMINISTRATOR	1.00	1.00	1.00	0.00
14K43	HOSPITAL CHIEF INFORMATION OFFICER	1.00	1.00	1.00	0.00
14K67	HOSPITAL PURCHASING & MATERIALS SUPPORT DIRECTOR	1.00	1.00	1.00	0.00
14K72	HOSPITAL CHIEF MEDICAL INFORMATION OFFICER	0.00	1.00	1.00	0.00
14M02	HOSPITAL INTERPRETER SERVICES MANAGER	1.00	1.00	1.00	0.00
14M30	TRAUMA PROGRAM MANAGER	0.00	1.00	1.00	0.00
14M31	HOSPITAL DIRECTOR OF NURSING EDUCATION	1.00	1.00	1.00	0.00
14M32	HOSPITAL RISK ASSESSMENT AND COMPLIANCE OFFICER	1.00	0.00	0.00	0.00
14M33	HOSPITAL MEDICAL INTERPRETATION COORDINATOR	0.00	0.00	1.00	1.00
14M43	HOSPITAL PATIENT SAFETY MANAGER	0.00	1.00	1.00	0.00
14M44	HOSPITAL COMPLIANCE OFFICER	0.00	1.00	1.00	0.00
14N11	OUTPATIENT SERVICES MANAGER II	3.00	3.00	2.00	(1.00)
14N30	HOSPITAL PATIENT ADMITTING MANAGER	1.00	1.00	1.00	0.00
14N31	HOSPITAL DIRECTOR OF ENVIRONMENTAL SERVICES	1.00	1.00	1.00	0.00

Adopted FY 2023-24 to Recommended FY 2024-25 Positions

Classification Code	Classification Label	Adopted Budget 2022-2023	Adopted Budget 2023-2024	Recommended Budget 2024-2025	Change
14P10	DIRECTOR OF MEDICAL CENTER PHYSICIAN SERVICES	1.00	1.00	1.00	0.00
16C53	INFORMATION TECHNOLOGY SYSTEMS ANALYST I	0.00	0.00	4.00	4.00
16C55	INFORMATION TECHNOLOGY SYSTEMS ANALYST III	2.00	2.00	2.00	0.00
16C60	HOSPITAL SOFTWARE ANALYST I	0.00	0.00	0.00	0.00
16C61	HOSPITAL SOFTWARE ANALYST II	5.00	4.00	4.00	0.00
16C62	HOSPITAL SOFTWARE ANALYST III	10.00	10.00	11.00	1.00
16E50	HOSPITAL SECURITY & DATABASE ADMINISTRATOR	3.00	2.00	2.00	0.00
20B12	ACCOUNTANT III	2.00	2.00	2.00	0.00
20B91	CHIEF HOSPITAL ACCOUNTANT	1.00	1.00	1.00	0.00
20B92	HOSPITAL CONTROLLER	1.00	1.00	1.00	0.00
20B94	FINANCE MANAGER III	1.00	1.00	1.00	0.00
20B95	FINANCE MANAGER I	1.00	1.00	1.00	0.00
41K01	HOSPITAL NETWORK & SYSTEMS ENGINEER	2.00	2.00	1.00	(1.00)
43G01	INFORMATION TECHNOLOGY MANAGER	3.00	2.00	2.00	0.00
43G04	INFORMATION TECHNOLOGY PROJECT MANAGER III	2.00	2.00	2.00	0.00
43J05	DEPARTMENTAL INFORMATION SYSTEMS COORDINATOR	1.00	1.00	1.00	0.00
43M40	HOSPITAL INFORMATION SYSTEMS SUPPORT TECHNICIAN	4.00	4.00	0.00	(4.00)
50A21	PHARMACIST I	12.20	12.20	12.20	0.00
50A23	PHARMACY DIRECTOR	1.00	1.00	1.00	0.00
50A25	CLINICAL PHARMACY COORDINATOR	2.00	2.00	2.00	0.00
50D11	MEDICAL LABORATORY TECHNICIAN	1.80	1.80	1.80	0.00
50D12	CLINICAL LABORATORY ASSISTANT	17.90	17.90	21.90	4.00
50D13	SENIOR CLINICAL LABORATORY ASSISTANT	2.00	2.00	2.00	0.00
50D21	CLINICAL LABORATORY SCIENTIST	15.00	15.00	15.00	0.00
50D22	SENIOR CLINICAL LABORATORY SCIENTIST	9.00	9.00	8.00	(1.00)
50D23	SUPERVISING CLINICAL LABORATORY SCIENTIST	2.00	2.00	2.00	0.00
50D80	CLINICAL LABORATORY MANAGER	1.00	1.00	1.00	0.00
50F10	SUPERVISING THERAPIST	2.00	2.00	2.00	0.00
50F20	OCCUPATIONAL THERAPIST	11.40	11.40	11.40	0.00
50G11	PHYSICAL THERAPIST	13.80	13.80	13.80	0.00
50G41	SPEECH PATHOLOGIST	6.00	6.00	6.00	0.00
50G95	REHABILITATIVE SERVICES MANAGER	1.00	1.00	1.00	0.00
50K19	HEALTH EDUCATION ASSISTANT	4.00	5.00	5.00	0.00
50K23	SENIOR HEALTH EDUCATOR	0.00	1.00	2.00	1.00
50P21	RESPIRATORY CARE PRACTITIONER	22.90	22.00	22.00	0.00
50P22	SENIOR RESPIRATORY CARE PRACTITIONER	1.00	1.00	1.00	0.00
50P24	SUPERVISING RESPIRATORY CARE PRACTITIONER	1.00	1.00	1.00	0.00
50P80	DIRECTOR OF RESPIRATORY CARE SERVICES	1.00	1.00	1.00	0.00

Adopted FY 2023-24 to Recommended FY 2024-25 Positions

Classification Code	Classification Label	Adopted Budget 2022-2023	Adopted Budget 2023-2024	Recommended Budget 2024-2025	Change
50R18	INTERVENTIONAL RADIOLOGIC TECHNOLOGIST	0.00	4.90	5.60	0.70
50R20	SENIOR INTERVENTIONAL RADIOLOGIC TECHNOLOGIST	0.00	1.00	1.00	0.00
50R21	RADIOLOGIC TECHNOLOGIST	27.00	21.40	21.40	0.00
50R22	SENIOR RADIOLOGIC TECHNOLOGIST	5.00	5.00	5.00	0.00
50R25	DIAGNOSTIC IMAGING SUPERVISOR	2.00	2.00	2.00	0.00
50R31	SONOGRAPHER	8.60	5.60	6.60	1.00
50R32	SENIOR SONOGRAPHER	1.00	1.00	1.00	0.00
50R35	CARDIAC SONOGRAPHER	0.00	3.00	4.50	1.50
50R41	NUCLEAR MEDICINE TECHNOLOGIST	1.00	1.00	1.00	0.00
50T03	HEALTH INFORMATION MANAGEMENT CODER II	7.00	8.00	9.00	1.00
50T22	HEALTH INFORMATION MANAGEMENT CODING SUPERVISOR	1.00	1.00	1.00	0.00
50T33	HEALTH INFORMATION MANAGEMENT DATA INTEGRITY EXAMINER	0.00	0.00	0.00	0.00
50T41	DIRECTOR OF HEALTH INFORMATION MANAGEMENT	1.00	1.00	1.00	0.00
50U17	PHYSICAL THERAPIST ASSISTANT	6.00	6.00	6.00	0.00
50U18	PHARMACY TECHNICIAN	13.30	14.10	14.10	0.00
50U20	NURSING ASSISTANT	106.60	106.80	102.20	(4.60)
50U22	HEALTH CARE TECHNICIAN	1.60	0.70	0.00	(0.70)
50U23	OBSTETRICAL TECHNICIAN	6.30	6.30	6.30	0.00
50U25	ORTHOPEDIC TECHNICIAN	1.00	2.00	2.00	0.00
50U26	SENIOR OBSTETRICAL TECHNICIAN	0.90	0.90	0.90	0.00
50U27	SURGICAL TECHNICIAN	11.60	11.60	11.60	0.00
50U28	SENIOR PHARMACY TECHNICIAN	2.00	2.00	2.00	0.00
50U29	ENDOSCOPY TECHNICIAN	1.90	1.90	1.90	0.00
50U30	DIETITIAN AIDE	8.50	6.00	6.00	0.00
50U31	ANESTHESIA TECHNICIAN	1.80	1.80	1.80	0.00
50U42	MEDICAL ASSISTANT	2.00	3.70	7.70	4.00
50U43	CENTRAL STERILE TECHNICIAN	5.80	5.80	0.00	(5.80)
50U44	SENIOR CENTRAL STERILE TECHNICIAN	1.00	1.00	0.00	(1.00)
50U45	CERTIFIED STERILE PROCESSING TECHNICIAN	0.00	0.00	5.80	5.80
50U46	SENIOR CERTIFIED STERILE PROCESSING TECHNICIAN	0.00	0.00	1.00	1.00
50U51	TELEMETRY TECHNICIAN	4.70	4.70	5.70	1.00
50Y21	DIETITIAN	5.40	5.40	5.40	0.00
50Y31	SUPERVISING DIETITIAN	1.00	1.00	1.00	0.00
52A02	LICENSED VOCATIONAL NURSE	11.30	10.80	12.80	2.00
52A16	SUPERVISING NURSE I	15.40	15.40	15.40	0.00
52A17	SUPERVISING NURSE II	1.90	1.90	1.90	0.00
52A19	STAFF NURSE II	368.05	385.15	374.60	(10.55)
52A20	STAFF NURSE III	37.40	37.40	39.30	1.90
52A21	CLINIC NURSE	3.00	3.00	3.00	0.00
52A22	SENIOR CLINIC NURSE	13.60	13.60	14.90	1.30
52A31	INFECTION CONTROL NURSE	2.00	2.00	2.00	0.00
52A33	CASE MANAGEMENT NURSE	15.00	13.50	14.50	1.00
52A34	UTILIZATION MANAGEMENT COORDINATOR	2.00	2.00	2.00	0.00

Adopted FY 2023-24 to Recommended FY 2024-25 Positions

Classification Code	Classification Label	Adopted Budget 2022-2023	Adopted Budget 2023-2024	Recommended Budget 2024-2025	Change
52A40	HOSPITAL NURSE AUDITOR	0.00	0.00	0.00	0.00
52A50	HOSPITAL QUALITY ASSURANCE NURSE	8.90	8.40	8.40	0.00
52A60	CLINICAL NURSE SPECIALIST	4.00	4.00	4.00	0.00
52A83	SUPERVISING CLINIC NURSE	2.00	2.00	2.00	0.00
52A84	QUALITY/COMPLIANCE ADMINISTRATOR	1.00	1.00	1.00	0.00
52A88	NURSING SERVICES DIVISION MANAGER	6.00	6.00	6.00	0.00
52A89	ADMIN NURSE/HOUSE SUPV	6.30	6.30	6.30	0.00
52A92	NURSING SERVICES UNIT MANAGER	3.00	2.00	2.00	0.00
52A96	DIRECTOR OF SURGICAL SERVICES	1.00	1.00	1.00	0.00
52A97	CLINIC NURSE PRACTITIONER	2.40	2.00	2.00	0.00
52A98	HOSPITAL NURSE PRACTITIONER	12.80	12.50	14.50	2.00
54A03	RESIDENT PHYSICIAN III	33.00	33.00	33.00	0.00
54B10	CHIEF OB/GYN SURGEON	1.00	1.00	1.00	0.00
54B11	UROLOGIST	0.00	0.00	1.00	1.00
54B12	CONTRACT PHYSICIAN	61.00	59.50	65.10	5.60
54B15	NEUROSURGEON	1.00	1.00	1.00	0.00
54B16	TRAUMA SURGEON	3.00	3.00	2.00	(1.00)
54B17	VASCULAR SURGEON	1.00	1.00	1.00	0.00
54B70	HOSPITAL CHIEF MEDICAL OFFICER	2.00	2.00	1.00	(1.00)
54B82	CHIEF OF SURGERY	1.00	1.00	1.00	0.00
54B92	ASSISTANT DIRECTOR FAMILY PRACTICE RESIDENCY PROGRAM	1.00	1.00	1.00	0.00
54C03	CLINIC PHYSICIAN ASSISTANT	2.00	1.00	3.00	2.00
60B21	PSYCHIATRIC SOCIAL WORKER II	5.90	6.90	6.90	0.00
60C24	SOCIAL WORKER V	6.00	6.00	6.00	0.00
60C81	SOCIAL WORK SUPERVISOR II	2.00	2.00	2.00	0.00
65A22	MEDICAL LIBRARIAN	1.00	0.00	0.00	0.00
70A10	HOSPITAL ENVIRONMENTAL SERVICES AIDE	59.90	59.90	59.90	0.00
70A12	HOSPITAL SENIOR ENVIRONMENTAL SERVICES AIDE	3.80	3.80	3.80	0.00
70A13	HOSPITAL SUPERVISING ENVIRONMENTAL SERVICES AIDE	2.00	2.00	2.00	0.00
70C20	SENIOR GROUNDSKEEPER	0.00	0.00	1.00	1.00
70C21	GROUNDSKEEPER	1.00	1.00	0.00	(1.00)
70F21	COURIER	1.00	1.00	1.00	0.00
70F23	STOREKEEPER	16.00	13.00	13.00	0.00
70F81	SUPERVISING STOREKEEPER	2.00	2.00	2.00	0.00
70K21	FOOD SERVICE WORKER II	18.50	18.50	19.50	1.00
70K23	COOK	5.00	5.00	5.00	0.00
70K25	SENIOR COOK	2.00	2.00	2.00	0.00
70K80	HEAD COOK	2.00	2.00	2.00	0.00
70K84	HOSPITAL DIRECTOR OF FOOD SERVICES	1.00	1.00	1.00	0.00
70M02	PATIENT TRANSPORTER	6.00	6.00	6.00	0.00
72A23	BUILDING MAINTENANCE WORKER	1.00	1.00	1.00	0.00
72A24	MAINTENANCE PAINTER	2.00	2.00	2.00	0.00
72A80	HOSPITAL MAINTENANCE SUPERVISOR	1.00	1.00	1.00	0.00
72A87	PHYSICAL PLANT MANAGER	1.00	1.00	1.00	0.00
72C19	HOSPITAL MAINTENANCE MECHANIC	9.00	9.00	9.00	0.00
80A32	SENIOR SECRETARY	6.00	6.00	7.00	1.00

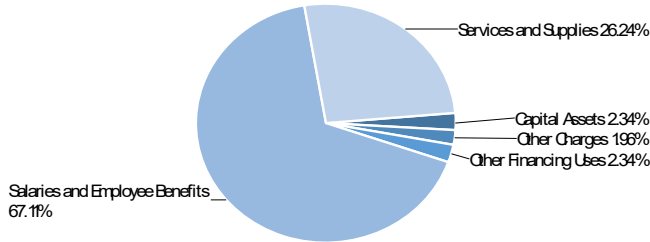
Adopted FY 2023-24 to Recommended FY 2024-25 Positions

Classification Code	Classification Label	Adopted Budget 2022-2023	Adopted Budget 2023-2024	Recommended Budget 2024-2025	Change
80A33	ADMINISTRATIVE SECRETARY	2.00	2.00	2.00	0.00
80A34	SENIOR SECRETARY-CONFIDENTIAL	1.00	1.00	1.00	0.00
80A99	ADMINISTRATIVE SECRETARY- CONFIDENTIAL	4.00	3.00	3.00	0.00
80E21	OFFICE ASSISTANT II	7.50	7.00	7.00	0.00
80E22	OFFICE ASSISTANT III	17.30	16.30	16.30	0.00
80E80	PRINCIPAL OFFICE ASSISTANT	15.25	17.25	20.25	3.00
80E81	SUPERVISING OFFICE ASSISTANT I	1.00	1.00	1.00	0.00
80E82	SUPERVISING OFFICE ASSISTANT II	2.00	2.00	2.00	0.00
80G21	DATA ENTRY OPERATOR II	1.00	1.00	1.00	0.00
80J19	CASHIER	1.00	1.00	0.00	(1.00)
80J20	ACCOUNTING CLERICAL SUPERVISOR	1.00	1.00	1.00	0.00
80J22	SENIOR ACCOUNT CLERK	4.00	4.00	4.00	0.00
80J30	ACCOUNTING TECHNICIAN	3.00	4.00	4.00	0.00
80K21	MEDICAL UNIT CLERK	28.60	29.60	29.60	0.00
80K23	HOSPITAL MEDICAL INTERPRETER	10.00	9.00	11.60	2.60
80K25	CLINIC OPERATIONS SUPERVISOR	0.00	0.00	2.00	2.00
80L01	PATIENT SERVICES REPRESENTATIVE I	0.60	0.60	0.00	(0.60)
80L02	PATIENT SERVICES REPRESENTATIVE II	61.70	58.10	63.70	5.60
80L03	SENIOR PATIENT SERVICES REPRESENTATIVE	4.00	4.00	4.00	0.00
80L04	SUPERVISING PATIENT SERVICES REPRESENTATIVE	3.00	4.00	4.00	0.00
80M02	PATIENT ACCOUNT REPRESENTATIVE II	30.30	30.40	30.40	0.00
80M03	SENIOR PATIENT ACCOUNT REPRESENTATIVE	3.00	3.00	3.00	0.00
80M05	PATIENT ACCOUNT MANAGER	2.00	2.00	2.00	0.00
80U11	HOSPITAL COMMUNICATIONS OPERATOR II	7.00	7.00	7.00	0.00
80U14	HOSPITAL SUPERVISING COMMUNICATIONS OPERATOR	1.00	1.00	1.00	0.00
Total		1,466.90	1,473.00	1,501.75	28.75

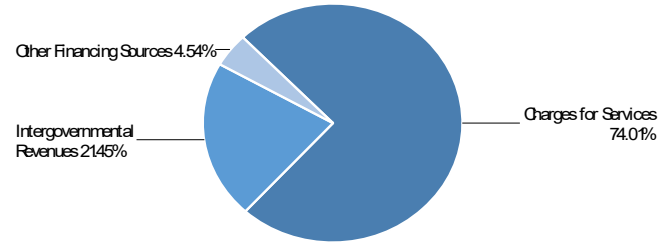
Natividad Medical Center

(Budget Unit 8142—Fund 451—Appropriation Unit NMC001)

Use of Funds



Source of Funds



Use of Funds

Expenditures	Prior Year 2022-2023	Adopted Budget 2023-2024	CY Estimate 2023-2024	Requested Budget 2024-2025	Recommended Budget 2024-2025	Recommended Change from Adopted
Salaries and Employee Benefits	\$243,134,459	\$270,753,726	\$258,727,535	\$289,270,705	\$286,203,951	\$15,450,225
Services and Supplies	\$149,063,084	\$99,757,349	\$138,380,418	\$111,882,102	\$111,882,102	\$12,124,753
Other Charges	\$71,565,880	\$9,191,262	\$5,952,828	\$8,369,523	\$8,369,523	\$(821,739)
Capital Assets	\$7,184,615	\$9,644,698	\$6,889,996	\$10,000,000	\$10,000,000	\$355,302
Other Financing Uses	\$20,580,000	\$10,000,000	—	\$10,000,000	\$10,000,000	—
Subtotal	\$491,528,038	\$399,347,035	\$409,950,777	\$429,522,330	\$426,455,576	\$27,108,541

Source of Funds

Revenues	Prior Year 2022-2023	Adopted Budget 2023-2024	CY Estimate 2023-2024	Requested Budget 2024-2025	Recommended Budget 2024-2025	Recommended Change from Adopted
Fines, Forfeitures, and Penalties	\$141,790	—	—	—	—	—
Revenue from Use of Money & Property	\$7,887,852	—	—	—	—	—
Intergovernmental Revenues	\$179,209,903	\$79,918,332	\$91,920,000	\$94,410,000	\$94,410,000	\$14,491,668
Charges for Services	\$307,044,242	\$312,968,090	\$329,262,228	\$325,775,028	\$325,775,028	\$12,806,938
Miscellaneous Revenues	\$3,994,876	—	—	—	—	—
Other Financing Sources	\$23,481,067	\$20,000,000	\$6,889,996	\$20,000,000	\$20,000,000	—
Subtotal	\$521,759,730	\$412,886,422	\$428,072,224	\$440,185,028	\$440,185,028	\$27,298,606
Fund Balance	\$(30,231,692)	\$(13,539,387)	\$(18,121,447)	\$(10,662,698)	\$(13,729,452)	\$(190,065)
General Fund Contributions	\$(0)	—	—	—	—	—
Total Source of Funds	\$491,528,038	\$399,347,035	\$409,950,777	\$429,522,330	\$426,455,576	\$27,108,541

Unit Description

The Natividad Medical Center (NMC) Fund 451 accounts for hospital operations involved in providing health services to County residents. Revenues are principally fees for patient services, payments from

federal and State programs (e.g. Medicare, Medi-Cal, and Short Doyle), and realignment revenues. NMC is an enterprise fund that is self supporting by providing goods and services to the public for a fee.

Recommended FY 2024-25 Positions

Classification Code	Classification Label	FTE
11A25	HOSPITAL CHIEF EXECUTIVE OFFICER	1.00
12C28	HOSPITAL CHIEF NURSING OFFICER	1.00
12C29	HOSPITAL ASSISTANT ADMINISTRATOR	2.00
14A11	PROJECT MANAGER II	1.00
14A12	PROJECT MANAGER III	1.00
14A70	HOSPITAL REVENUE CYCLE EXAMINER	2.00
14A80	HOSPITAL DECISION SUPPORT MANAGER	1.00
14B01	PERSONNEL ANALYST	4.00
14B21	ASSOCIATE PERSONNEL ANALYST	2.00
14B28	SUPERVISING PERSONNEL ANALYST	1.00
14B32	SENIOR PERSONNEL ANALYST	3.00
14B66	DEPARTMENTAL HR MANAGER	1.00
14C30	MANAGEMENT ANALYST II	12.00
14C31	MANAGEMENT ANALYST III	5.00
14C36	HOSPITAL DECISION SUPPORT ANALYST	1.00
14C52	PATIENT FINANCIAL SERVICES DIRECTOR	3.00
14C60	HOSPITAL CHIEF FINANCIAL OFFICER	1.00
14C70	ADMINISTRATIVE SERVICES ASSISTANT	2.00
14E20	BUYER II	6.00
14E90	DIRECTOR OF MATERIAL MANAGEMENT	1.00
14G02	MANAGEMENT ANALYST I	2.00
14H03	PERSONNEL TECHNICIAN-CONFIDENTIAL	5.00
14H24	EDUCATOR AND VOLUNTEER COORDINATOR	1.00
14H60	DIRECTOR OF MARKETING AND COMMUNITY RELATIONS	1.00
14H65	MEDICAL STAFF COORDINATOR	1.00
14K26	MANAGED CARE OPERATIONS MANAGER	1.00
14K31	MANAGER OF DIAGNOSTIC IMAGING SERVICES	1.00
14K32	BEHAVIORAL HEALTH SERVICES MANAGER I	1.50
14K33	HOSP DIRECTOR OF ENGINEERING AND SAFETY	1.00
14K35	NMC HUMAN RESOURCES ADMINISTRATOR	1.00
14K43	HOSPITAL CHIEF INFORMATION OFFICER	1.00
14K67	HOSPITAL PURCHASING & MATERIALS SUPPORT DIRECTOR	1.00

Recommended FY 2024-25 Positions

Classification Code	Classification Label	FTE
14K72	HOSPITAL CHIEF MEDICAL INFORMATION OFFICER	1.00
14M02	HOSPITAL INTERPRETER SERVICES MANAGER	1.00
14M30	TRAUMA PROGRAM MANAGER	1.00
14M31	HOSPITAL DIRECTOR OF NURSING EDUCATION	1.00
14M33	HOSPITAL MEDICAL INTERPRETATION COORDINATOR	1.00
14M43	HOSPITAL PATIENT SAFETY MANAGER	1.00
14M44	HOSPITAL COMPLIANCE OFFICER	1.00
14N11	OUTPATIENT SERVICES MANAGER II	2.00
14N30	HOSPITAL PATIENT ADMITTING MANAGER	1.00
14N31	HOSPITAL DIRECTOR OF ENVIRONMENTAL SERVICES	1.00
14P10	DIRECTOR OF MEDICAL CENTER PHYSICIAN SERVICES	1.00
16C53	INFORMATION TECHNOLOGY SYSTEMS ANALYST I	4.00
16C55	INFORMATION TECHNOLOGY SYSTEMS ANALYST III	2.00
16C61	HOSPITAL SOFTWARE ANALYST II	4.00
16C62	HOSPITAL SOFTWARE ANALYST III	11.00
16E50	HOSPITAL SECURITY & DATABASE ADMINISTRATOR	2.00
20B12	ACCOUNTANT III	2.00
20B91	CHIEF HOSPITAL ACCOUNTANT	1.00
20B92	HOSPITAL CONTROLLER	1.00
20B94	FINANCE MANAGER III	1.00
20B95	FINANCE MANAGER I	1.00
41K01	HOSPITAL NETWORK & SYSTEMS ENGINEER	1.00
43G01	INFORMATION TECHNOLOGY MANAGER	2.00
43G04	INFORMATION TECHNOLOGY PROJECT MANAGER III	2.00
43J05	DEPARTMENTAL INFORMATION SYSTEMS COORDINATOR	1.00
50A21	PHARMACIST I	12.20
50A23	PHARMACY DIRECTOR	1.00
50A25	CLINICAL PHARMACY COORDINATOR	2.00
50D11	MEDICAL LABORATORY TECHNICIAN	1.80
50D12	CERTIFIED PHLEBOTOMY TECHNICIAN	21.90
50D13	SENIOR CERTIFIED PHLEBOTOMY TECHNICIAN	2.00

Recommended FY 2024-25 Positions

Classification Code	Classification Label	FTE
50D21	CLINICAL LABORATORY SCIENTIST	15.00
50D22	SENIOR CLINICAL LABORATORY SCIENTIST	8.00
50D23	SUPERVISING CLINICAL LABORATORY SCIENTIST	2.00
50D80	CLINICAL LABORATORY MANAGER	1.00
50F10	SUPERVISING THERAPIST	2.00
50F20	OCCUPATIONAL THERAPIST	11.40
50G11	PHYSICAL THERAPIST	13.80
50G41	SPEECH PATHOLOGIST	6.00
50G95	REHABILITATIVE SERVICES MANAGER	1.00
50K19	HEALTH EDUCATION ASSISTANT	5.00
50K23	SENIOR HEALTH EDUCATOR	2.00
50P21	RESPIRATORY CARE PRACTITIONER	22.00
50P22	SENIOR RESPIRATORY CARE PRACTITIONER	1.00
50P24	SUPERVISING RESPIRATORY CARE PRACTITIONER	1.00
50P80	DIRECTOR OF RESPIRATORY CARE SERVICES	1.00
50R18	INTERVENTIONAL RADIOLOGIC TECHNOLOGIST	5.60
50R20	SENIOR INTERVENTIONAL RADIOLOGIC TECHNOLOGIST	1.00
50R21	RADIOLOGIC TECHNOLOGIST	21.40
50R22	SENIOR RADIOLOGIC TECHNOLOGIST	5.00
50R25	DIAGNOSTIC IMAGING SUPERVISOR	2.00
50R31	SONOGRAPHER	6.60
50R32	SENIOR SONOGRAPHER	1.00
50R35	CARDIAC SONOGRAPHER	4.50
50R41	NUCLEAR MEDICINE TECHNOLOGIST	1.00
50T03	HEALTH INFORMATION MANAGEMENT CODER II	9.00
50T22	HEALTH INFORMATION MANAGEMENT CODING SUPERVISOR	1.00
50T41	DIRECTOR OF HEALTH INFORMATION MANAGEMENT	1.00
50U17	PHYSICAL THERAPIST ASSISTANT	6.00
50U18	PHARMACY TECHNICIAN	14.10
50U20	NURSING ASSISTANT	102.20
50U23	OBSTETRICAL TECHNICIAN	6.30
50U25	ORTHOPEDIC TECHNICIAN	2.00
50U26	SENIOR OBSTETRICAL TECHNICIAN	0.90
50U27	SURGICAL TECHNICIAN	11.60

Recommended FY 2024-25 Positions

Classification Code	Classification Label	FTE
50U28	SENIOR PHARMACY TECHNICIAN	2.00
50U29	ENDOSCOPY TECHNICIAN	1.90
50U30	DIETITIAN AIDE	6.00
50U31	ANESTHESIA TECHNICIAN	1.80
50U42	MEDICAL ASSISTANT	7.70
50U45	CERTIFIED STERILE PROCESSING TECHNICIAN	5.80
50U46	SENIOR CERTIFIED STERILE PROCESSING TECHNICIAN	1.00
50U51	TELEMETRY TECHNICIAN	5.70
50Y21	DIETITIAN	5.40
50Y31	SUPERVISING DIETITIAN	1.00
52A02	LICENSED VOCATIONAL NURSE	12.80
52A16	SUPERVISING NURSE I	15.40
52A17	SUPERVISING NURSE II	1.90
52A19	STAFF NURSE II	374.60
52A20	STAFF NURSE III	39.30
52A21	CLINIC NURSE	3.00
52A22	SENIOR CLINIC NURSE	14.90
52A31	INFECTION CONTROL NURSE	2.00
52A33	CASE MANAGEMENT NURSE	14.50
52A34	UTILIZATION MANAGEMENT COORDINATOR	2.00
52A50	HOSPITAL QUALITY ASSURANCE NURSE	8.40
52A60	CLINICAL NURSE SPECIALIST	4.00
52A83	SUPERVISING CLINIC NURSE	2.00
52A84	QUALITY/COMPLIANCE ADMINISTRATOR	1.00
52A88	NURSING SERVICES DIVISION MANAGER	6.00
52A89	ADMIN NURSE/HOUSE SUPV	6.30
52A92	NURSING SERVICES UNIT MANAGER	2.00
52A96	DIRECTOR OF SURGICAL SERVICES	1.00
52A97	CLINIC NURSE PRACTITIONER	2.00
52A98	HOSPITAL NURSE PRACTITIONER	14.50
54A03	RESIDENT PHYSICIAN III	33.00
54B10	CHIEF OB/GYN SURGEON	1.00
54B11	UROLOGIST	1.00
54B12	CONTRACT PHYSICIAN	65.10
54B15	NEUROSURGEON	1.00
54B16	TRAUMA SURGEON	2.00
54B17	VASCULAR SURGEON	1.00
54B70	HOSPITAL CHIEF MEDICAL OFFICER	1.00
54B82	CHIEF OF SURGERY	1.00
54B92	ASSISTANT DIRECTOR FAMILY PRACTICE RESIDENCY PROGRAM	1.00
54C03	CLINIC PHYSICIAN ASSISTANT	3.00

Recommended FY 2024-25 Positions

Classification Code	Classification Label	FTE
60B21	PSYCHIATRIC SOCIAL WORKER II	6.90
60C24	SOCIAL WORKER V	6.00
60C81	SOCIAL WORK SUPERVISOR II	2.00
70A10	HOSPITAL ENVIRONMENTAL SERVICES AIDE	59.90
70A12	HOSPITAL SENIOR ENVIRONMENTAL SERVICES AIDE	3.80
70A13	HOSPITAL SUPERVISING ENVIRONMENTAL SERVICES AIDE	2.00
70C20	SENIOR GROUNDSKEEPER	1.00
70F21	COURIER	1.00
70F23	STOREKEEPER	13.00
70F81	SUPERVISING STOREKEEPER	2.00
70K21	FOOD SERVICE WORKER II	19.50
70K23	COOK	5.00
70K25	SENIOR COOK	2.00
70K80	HEAD COOK	2.00
70K84	HOSPITAL DIRECTOR OF FOOD SERVICES	1.00
70M02	PATIENT TRANSPORTER	6.00
72A23	BUILDING MAINTENANCE WORKER	1.00
72A24	MAINTENANCE PAINTER	2.00
72A80	HOSPITAL MAINTENANCE SUPERVISOR	1.00
72A87	PHYSICAL PLANT MANAGER	1.00
72C19	HOSPITAL MAINTENANCE MECHANIC	9.00
80A32	SENIOR SECRETARY	7.00
80A33	ADMINISTRATIVE SECRETARY	2.00
80A34	SENIOR SECRETARY-CONFIDENTIAL	1.00
80A99	ADMINISTRATIVE SECRETARY-CONFIDENTIAL	3.00
80E21	OFFICE ASSISTANT II	7.00
80E22	OFFICE ASSISTANT III	16.30
80E80	PRINCIPAL OFFICE ASSISTANT	20.25
80E81	SUPERVISING OFFICE ASSISTANT I	1.00
80E82	SUPERVISING OFFICE ASSISTANT II	2.00
80G21	DATA ENTRY OPERATOR II	1.00
80J20	ACCOUNTING CLERICAL SUPERVISOR	1.00
80J22	SENIOR ACCOUNT CLERK	4.00
80J30	ACCOUNTING TECHNICIAN	4.00
80K21	MEDICAL UNIT CLERK	29.60
80K23	HOSPITAL MEDICAL INTERPRETER	11.60
80K25	CLINIC OPERATIONS SUPERVISOR	2.00

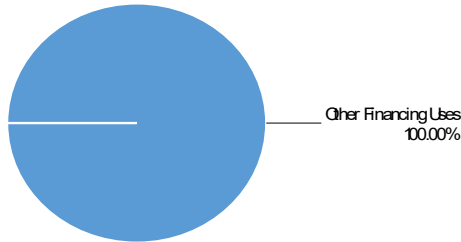
Recommended FY 2024-25 Positions

Classification Code	Classification Label	FTE
80L02	PATIENT SERVICES REPRESENTATIVE II	63.70
80L03	SENIOR PATIENT SERVICES REPRESENTATIVE	4.00
80L04	SUPERVISING PATIENT SERVICES REPRESENTATIVE	4.00
80M02	PATIENT FINANCIAL SERVICES SPECIALIST II	30.40
80M03	SENIOR PATIENT FINANCIAL SERVICES SPECIALIST	3.00
80M05	PATIENT ACCOUNT MANAGER	2.00
80U11	HOSPITAL COMMUNICATIONS OPERATOR II	7.00
80U14	HOSPITAL SUPERVISING COMMUNICATIONS OPERATOR	1.00
	Total	1,501.75

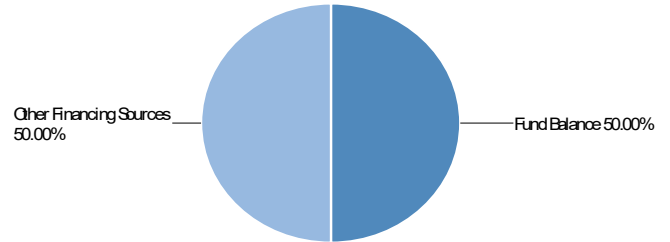
Natividad Medical Center

(Budget Unit 8142—Fund 404—Appropriation Unit NMC002)

Use of Funds



Source of Funds



Use of Funds

Expenditures	Prior Year 2022-2023	Adopted Budget 2023-2024	CY Estimate 2023-2024	Requested Budget 2024-2025	Recommended Budget 2024-2025	Recommended Change from Adopted
Other Financing Uses	\$3,401,067	\$20,000,000	\$6,889,996	\$20,000,000	\$20,000,000	—
Subtotal	\$3,401,067	\$20,000,000	\$6,889,996	\$20,000,000	\$20,000,000	—

Source of Funds

Revenues	Prior Year 2022-2023	Adopted Budget 2023-2024	CY Estimate 2023-2024	Requested Budget 2024-2025	Recommended Budget 2024-2025	Recommended Change from Adopted
Other Financing Sources	—	\$10,000,000	—	\$10,000,000	\$10,000,000	—
Subtotal	—	\$10,000,000	—	\$10,000,000	\$10,000,000	—
Fund Balance	\$3,401,067	\$10,000,000	\$6,889,996	\$10,000,000	\$10,000,000	—
General Fund Contributions	\$0	—	—	—	—	—
Total Source of Funds	\$3,401,067	\$20,000,000	\$6,889,996	\$20,000,000	\$20,000,000	—

Unit Description

NMC utilizes Fund 404-Facilities Master Plan Implementation, a County Capital Project Fund, to hold funds for capital projects approved by the Board of Supervisors that are greater than \$100,000

in cost. As expenditures for capital projects are incurred by NMC, the capital project funds are transferred to Fund 451 (NMC operational fund). This budgetary control prevents commingling of operational and capital funds, and ensures approved funding for capital projects is available to complete projects.



This page intentionally left blank.

Contributions/Obligations, Liabilities and Other

Introduction

This section of the Recommended Budget describes the various contributions, obligations, liabilities, legislation, and policies that result in either General Fund expenditures or a decrease in General Fund revenue. It also serves as a repository for legislation and policy decisions impacting availability of General Fund financing sources and provides a historic and comparative perspective of those impacts. The discussion in this section is organized into three sub-sections: 1) Contributions/Obligations - expenditures paid directly from the General Fund; 2) Liabilities - liabilities that have both short and long-term costs/benefits; and 3) Other Obligations adopted to benefit the well-being of the County.

Table 1 summarizes all three sub-sections. County contributions and obligations to non-County entities total \$36.4 million in Fiscal Year (FY) 2023-24. Included are the Monterey County Local Agency Formation Commission (LAFCO), economic development and tourism promotion contributions, Trial Court Funding, Proposition 172 sales tax contributions to fire districts and user agencies, and debt service. Total contributions and obligations decreased by \$232,805 over the prior year, primarily due to lower debt service as some notes mature.

Liabilities total \$1.2 billion, an increase of \$376.7 million over the prior year. Liabilities are centered in pension unfunded liability of \$947.5 million. Other liabilities include Other Post-Employment Benefits (i.e., retiree health care), workers' compensation, general liability insurance, vacation accruals, certificates of participation debt (COPs), and capital leases.

Other financial commitments total \$11.5 million, an increase of \$3.4 million, mainly due to an increase to the Road Fund due to a change in policy to provide 25% of County collected TOT to the Road Fund. Liabilities include Williamson Act subventions, which decrease property owners' tax obligations in exchange for conserving open space, funding for the Library and Road Funds, and an annual contribution to the Pajaro/Sunny Mesa Community Services District.

Details of the contributions, liabilities, and other commitments are described in the sections that follow. The benefit of this historical perspective is the ability to compare how changes in policy affect funding allocations of the County's General Fund revenues.

Table 1

County Contributions/Obligations/Liabilities/Other Summary Table				
County Contributions/ Obligations	FY 2021-22	FY 2022-23	FY 2023-24	FY 2024-25
LAFCO	298,814	354,931	363,784	371,898
Economic Dev. & Tourism Promotion	2,654,684	2,152,000	2,779,113	2,779,113
Tobacco Settlement	4,720,882	4,283,004	4,470,336	4,283,004
Trial Court - MOE	7,183,910	7,183,910	7,183,910	7,183,910
Trial Court - CFP	777,049	777,049	777,049	777,049
Debt Service	15,414,601	15,391,226	14,840,899	14,670,294
Proposition 172 (Fire Districts)	3,295,753	3,529,729	4,041,183	4,116,793
Proposition 172 (User Agencies)	1,804,903	1,933,039	2,213,134	2,254,542
Total Contributions/ Obligations	36,150,596	35,604,888	36,669,408	36,436,603
Liabilities	FY 2021-22	FY 2022-23	FY 2023-24	FY 2024-25
Miscellaneous - PERS Unfunded Liability	501,239,457	541,223,097	349,878,439	642,913,256
Safety - PERS Unfunded Liability	261,238,361	277,570,360	218,421,070	304,583,023
CalPERS Total	762,477,818	818,793,457	568,299,509	947,496,279
Other Post Employment Benefits	39,088,261	29,270,241	29,270,241	40,984,408
General Liability (Fund 475)*	9,642,000	0	0	0
Workers' Compensation (Fund 476)*	(851,000)	0	0	0
Vacation Accruals	35,216,100	48,075,556	40,287,279	37,719,779
Certificates of Participation (COPs)	104,309,791	98,159,837	92,204,445	86,780,051
Capital Leases/Notes/ COPs/Loans	43,831,000	35,543,368	32,852,475	30,888,171
Natividad Medical Center (COPs & Leases)	25,431,389	21,613,806	17,610,555	13,364,949
Total Liabilities	1,019,145,359	1,051,456,265	780,524,504	1,157,233,637
Other	FY 2021-22	FY 2022-23	FY 2023-24	FY 2024-25
Williamson Act Contracts	1,434,923	1,503,766	1,589,480	1,680,081
Library	275,356	275,356	283,889	290,304
Road Fund	5,486,766	5,809,574	6,222,054	9,518,405
Pajaro/Sunny Mesa CSD	25,000	25,000	25,000	25,000
Total Other	7,222,045	7,613,696	8,120,423	11,513,789

estimated
 **Actuarial info
 *Actuarial information is based on a two years prior basis.
 *GL and WC presently have surpluses; thus no liability

Contributions/Obligations

LAFCO

The Monterey County Local Agency Formation Commission is a regulatory agency with countywide jurisdiction, established by State law (Cortese-Knox-Hertzberg Act) to discourage urban sprawl and to encourage the orderly and efficient provision of services, such as water, sewer, fire protection, etc. LAFCO is responsible for reviewing and approving proposed jurisdictional boundary changes, including annexations and detachments of territory to and/or from cities and special districts, incorporation of new cities, formation of new special districts, and

consolidation, merger, and dissolution of existing districts.

LAFCO’s primary revenue source is annual contributions from the County, special districts, and cities. Pursuant to Government Code §56381(a), the County pays approximately one-third of LAFCO’s annual operational costs. The remaining is apportioned to the special districts and cities.

Table 2 shows the FY 2024-25 projected total (net) revenues of \$1,131,054 on which LAFCO’s operational cost is based. The County’s share is estimated at \$371,898 or 32.88% of total operations.

Table 2

Local Agency Formation Commission (LAFCO)			
	FY 2022-23	FY 2023-24	FY 2024-25
Operational Costs	1,079,655	1,106,457	1,131,054
County Share	354,931	363,784	371,898
% County Share	32.87%	32.88%	32.88%

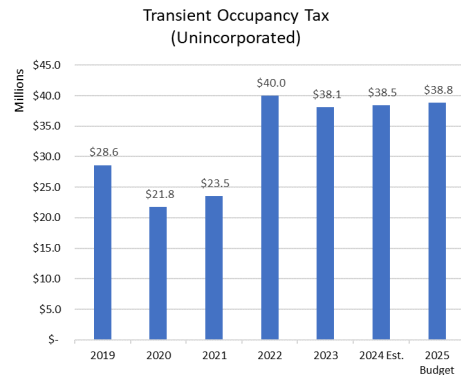
Economic Development and Promotion of Tourism

The County’s Development Set-Aside (DSA) Program promotes economic development, tourism, filmmaking, and cultural arts activities that strengthen the County’s economic base by providing a share of its Transient Occupancy Taxes (TOT) to four community organizations. The Monterey County Convention and Visitors Bureau (MCCVB), the Arts Council for Monterey County, the Monterey County Film Commission, and the Monterey County Business Council (MCBC). These organizations submit annual marketing plans outlining specific programs and tasks in support of economic development. The County enters into annual agreements with these agencies to implement the plans. Each agency is described later in this section.

County contributions recognize that the efforts of these agencies can stimulate tourism which in turn may increase Transient Occupancy Tax (TOT). TOT is an assessment by the County, currently 10.5%, on hotel room revenues at all short-term stay hotels and accommodation rentals. The rationale behind levying TOT is to offset a jurisdiction’s General Fund expenses for public safety, street cleaning, street maintenance, etc. that are, to a degree, consumed and utilized by visitors. In addition to the County’s share of TOT, the MCCVB also benefits from a Tourism Improvement District (TID) assessment, which is a fixed amount per occupied

room per night and collected directly by the TID. The fixed amount ranges from \$1.50 to \$2.00 for limited-service lodging establishments to \$7.00 to \$7.50 for luxury lodging businesses. The estimated annual assessment budget is \$8.9 million for FY 2023-24 and provides marketing, group business development, and administration costs.

Chart 1



FY 2019-20 TOT collections decreased over the prior year as tourism declined due to stay at home orders resulting from the pandemic. Due to the continued impacts of the pandemic, FY 2020-21 revenue was expected to decrease to \$16,390,728, a decrease of \$5,383,101 (24.7%) from the prior year, however, collections were better than budget at \$23,528,875.

In FY 2021-22, TOT revenues increased to an unprecedented \$40,025,756, exceeding pre-pandemic levels. This was largely attributed to eliminating restrictions on travel related to COVID, increasing room capacity (additional rooms), and inflationary factors. Due to favorable trends, the FY 2023-24 budget was set at \$40,025,756, but current year collections are coming in slightly lower and in line with FY 2022-23 actuals, therefore, the revised estimate was decreased to \$38,454,354 for the current year (FY 2023-24). Next fiscal year (FY 2024-25), the Recommended Budget includes a small increase, bringing the TOT to \$38,838,898. TOT is highly volatile as it is driven by consumer behavior which is highly sensitive to changes in the economy including health restrictions related to outbreaks and other economic factors.

In FY 2007-08, the Board of Supervisors determined a formula-based approach to funding the MCCVB, the

Arts Council for Monterey County, and the Monterey County Film Commission. The contribution is based on a percentage of the County’s TOT from the prior audited fiscal year. The percentages for the MCCVB, the Arts Council and the Film Commission are 6%, 1.98% and .95%, respectively.

However, in years of difficult economic circumstances, the County has negotiated its contributions to these organizations. For example, in FY 2018-19, the contributions were based on formulas, however, the additional \$12,790 previously approved for the Business Council in FY 2016-17 and FY 2017-18 was funded with a reduction of the same amount from MCCVB’s contribution. Similarly, the FY 2021-22 and FY 2022-23 Adopted Budgets included contributions based on alternate calculations from the formula (FY 2021-22) or a capped amount (FY 2022-23). The FY 2023-24 Adopted Budget included a modified contribution that was less than the formula due to resource constraints during budget development but represent an increase of \$657,113 or 29.1% increase over the prior year capped contributions.

During the Budget Workshop for the FY 2024-25 Recommended Budget, the Board directed staff to look at options for continuing contributions to DSA’s and additionally contribute to other agencies while recognizing the limited resources the County faces. The FY 2024-25 Recommended Budget allocates \$3,499,975 in total contributions, an increase of \$720,862 or 29.9% over the prior year. Of the total contributions amount, \$3,399,975 are allocated to the DSA budget unit and \$100,000 are allocated in the Department of Social Services budget to fund the augmentation request for the Shuman Heart House shelter. This leaves an increase of \$620,862 in the DSA unit.

As part of this recommendation, the contributions to the all the agencies in the DSA, including the Monterey County Business Council will remain static at FY 2023-24 amounts totaling \$2.8 million. This allows for the growth (\$620,862) to be utilized for contributions to other community-based organizations. The \$620,862 is recommended to fund a request of \$200,000 for the Salinas Valley Promise, \$200,000 for the Salinas Soccer Sports Complex, and \$220,862 to be used for contributions to other organizations as determined by the Board.

Table 3 provides the actual contributions for last three fiscal years and the recommended contribution for the upcoming fiscal year.

Table 3

County TOT Contributions				
	FY 2021-22	FY 2022-23	FY 2023-24	FY 2024-25
MCCVB	1,716,473	1,400,000	1,775,580	1,775,580
Arts Council	566,436	440,000	559,691	559,691
Film Commission	271,775	212,000	268,842	268,842
Total DSA	2,554,684	2,052,000	2,604,113	2,604,113
Business Council	100,000	100,000	175,000	175,000
Subtotal	2,654,684	2,152,000	2,779,113	2,779,113
Other Contributions*	-	-	-	620,862
Total Contributions	2,654,684	2,152,000	2,779,113	3,399,975
Contributions as % of TOT	6.63%	5.38%	6.94%	8.93%

*Contributions for DSA's were capped at FY23-24 amounts. The difference between the cap and form is used to fund the contribution to other agencies.

The Board will receive a presentation about this recommendation during its May 7, 2024, meeting and the Board will provide direction regarding the DSA allocation. However, since the Recommended Budget for FY 2024-25 must be prepared prior to that meeting, any direction the Board provides during its May 7, 2024 meeting which differs from staff’s recommendation will be incorporated to the FY 2024-25 budget during the budget hearings occurring May 29-30, 2024.

Monterey County Convention and Visitors Bureau

The MCCVB is a non-profit collaborative of local government and the hospitality community with a mission to grow overnight business from domestic and international leisure and business visitors. This is done through initiatives focusing on marketing, media relations, direct sales, and visitor services.

The contribution to MCCVB for FY 2024-25 is \$1,775,580, a static amount over the previous fiscal year. In addition to the support that Monterey County provides, MCCVB also receives funding from other local entities. Table 4 provides a four-year summary of funding by other local entities.

Table 4

MCCVB Total Jurisdiction Contributions				
Jurisdiction	FY 2020-21	FY 2021-22	FY 2022-23**	FY 2023-24**
City of Monterey	858,405	1,671,987	1,701,406	1,639,232
Carmel-by-the-Sea	120,040	160,007	200,010	248,032
Pacific Grove	84,549	120,822	148,700	152,947
City of Seaside	54,000	78,000	100,662	103,412
City of Salinas	80,000	100,940	105,723	100,940
City of Marina	68,087	81,888	82,000	135,803
Sand City*	-	-	-	-
Del Rey Oaks*	-	-	-	2,000
Total DSA	1,265,081	2,213,644	2,338,501	2,382,366

*Sand City and Del Rey Oaks do not have TOT
 ** Estimated

Arts Council of Monterey

The County’s contribution to the Arts Council for FY 2024-25 is \$559,691, the same amount as the prior year. This contribution funds the Council’s focus on audience development including increasing awareness of opportunities in the arts; strengthening the ability to attract and serve a more diversified audience; increasing participation of visitors in arts activities; enhancing the arts and education program; increasing partnerships and collaborative efforts to serve youth and families; and administering the re-granting program. The Arts Council also displays artwork in the public lobbies at the Monterey County Government Center – Administration Building.

The Monterey County Film Commission

The County’s contribution to the Film Commission for FY 2024-25 is \$268,842, the same amount as the prior year. The Film Commission is a nonprofit organization, created by the Monterey County Board of Supervisors in 1987 to boost the local economy through on-location film production. The Film Commission markets countywide locations to the film industry and helps facilitate productions. It markets local film crew professionals to visiting production companies, makes referrals to local businesses and services, and offers educational programs related to the film industry. Notable recent productions include Public Broadcasting Service (PBS) and British Broadcasting Company’s (BBC) “Big Blue Live,” and Home Box Office’s (HBO) “Big Little Lies” with Nicole Kidman and Reese Witherspoon.

Monterey County Business Council

The Monterey County Business Council contribution for FY 2024-25 is \$175,000, the same amount as the prior year. The Business Council provides collaborative leadership via such programs as the Procurement Technical Assistance Center, Leadership Monterey

County, the Monterey Bay Defense Alliance, and the Monterey County (C²) competitive clusters initiative. The Monterey County Business Council forges cross-sector alliances to foster entrepreneurship for job creation and economic diversification, facilitates business-related issues between private and public sectors, educates industry executives on the importance of economic drivers in Monterey County, provides access to expert advice and knowledge in relevant industries, and improves the overall image of the County as a business and technology-friendly community.

Tobacco Settlement Funds

The Tobacco Master Settlement Agreement (MSA) is an agreement between the four largest U.S. tobacco companies (Philip Morris USA, R.J. Reynolds, Brown & Williamson Tobacco Corp., and Lorillard Tobacco Company) and the Attorney General of 46 states (as well as the District of Columbia, Puerto Rico, and the Virgin Islands). The MSA settled Medicaid lawsuits against the tobacco industry for the recovery of tobacco-related health care costs and exempted the companies from private tort liability regarding harm caused by tobacco use. The tobacco companies agreed to pay annual payments to compensate states for some of the medical costs of caring for persons with smoke-related illnesses.

Although the settlement was to compensate for healthcare costs, MSA funds are discretionary, and do not have any restrictions on how the funds may be utilized by the recipient jurisdiction. Monterey County participated in the lawsuit against the tobacco industry and began receiving MSA allocations in FY 2001-02. On March 13, 2001, the Board of Supervisors approved a financial policy of leveraging \$500,000 of Tobacco Settlement Funds annually, for twenty-three years, for health facility improvements. Effective FY 2024-25, this will no longer be in effect.

MSA funds are a fluctuating amount based on several factors, i.e. relative market share (based on 1997 figures), number of cigarettes sold in the State, volume adjustments, etc. Table 5 provides a four-year history of the MSA funding to the County. Since implementation, MSA funds have remained relatively flat.

Table 5

Tobacco Settlement Funds				
	FY 2021-22	FY 2022-23	FY 2023-24*	FY 2024-25*
Tobacco Settlement	4,720,882	4,283,004	4,470,336	4,283,004

*Budget

Trial Court Funding

Maintenance of Effort and 50/50 Revenue Split

On January 1, 1998, AB 233, the Lockyer – Isenberg Trial Court Funding Act of 1997 went into effect. This State bill transferred primary responsibility for funding the courts to the State, including future growth in costs. Additionally, it requires counties to make a capped maintenance of effort (MOE) payment to the State each year for court operations. In return, the State allowed the counties to retain many fines and forfeitures revenue to help fund their MOE payments with the provision that collected amounts that exceed a set amount of revenue must be shared equally between the State and the county (50/50 Revenue Split).

The County’s historical MOE contribution was made up of two components. The expenditure component of \$4,520,911 represented the adjusted FY 1994-95 County expenses for court operations and the revenue component of \$3,330,125 was based on the fine and forfeiture revenue sent to the State in FY 1994-95. The revenue component was reduced to \$2,662,998 in FY 2006-07 because of enacted legislation. The statutory amount of the County’s MOE payment is noticed at the beginning of the payment fiscal year by the State of California. The MOE payment of \$7,183,910 has remained constant over the past six fiscal years.

County Facilities Payments

The Trial Court Funding Act also transferred responsibility of trial court facilities from counties to the Administrative Office of the Courts (AOC) via transfer agreements that specify the County Facilities Payment (CFP) amount for ongoing operations and maintenance costs.

Although the Trial Court Funding Act was passed in 1997, by 2001, only a small percentage of California county court facilities had transferred responsibility to the State. By July 2008, the only Monterey County facility that was prepared to be transferred was the Marina Courthouse.

The AOC amended the Trial Court Funding Act in 2002 and provided for the application of monetary penalties

to incentivize expeditious transfers, where tiers were established based on time of transfer. If a transfer agreement(s) was executed during the respective time periods, the following applied in addition to the “standard CFP”: Tier 1- December 1, 2008 to March 31, 2009, the inflationary “price” factor of 2.4% was added; Tier 2- April 1, 2009 to December 31, 2009 the State Appropriations Limit was added, which was approximately 5%; and on or after January 1, 2010, no further transfer agreement(s) could be executed.

In July 2008, the County Administrative Office began negotiating with the AOC regarding the transfer of responsibilities for the Marina, Monterey, King City, Salinas North Wing and Juvenile trial court facilities. On December 29, 2008, the County executed a transfer agreement for the Marina Courthouse. The four remaining court facilities were also transferred to the AOC, but title did not pass to the State. Rather, pursuant to the Trial Court Facilities Act, the County retained title to the four facilities due to either long-term debt on the property (Monterey and Salinas North Wing) or the County was the majority occupant and retained management responsibility for the facility.

Additionally, the Salinas North Wing facility was undergoing extensive restoration and construction and would not be completed until the summer of 2010. As a result, the Monterey, King City and Juvenile Court facilities transfers were completed via a Transfer of Responsibility Agreement with a Joint Occupancy Agreement, and the Salinas North Wing Facility transferred via a Transfer of Responsibility with a Deferred Transfer of Title Agreement. All four facility transfer agreements were executed on March 29, 2009, thereby avoiding the 5% CFP penalty assessment. Although the County challenged the levying of a 2.5% penalty on the four remaining courthouses at the Court Facilities Dispute Resolution Committee, that challenge was unsuccessful and a 2.5% penalty (in accordance with the formula set forth above) is annually assessed on all facilities excluding Marina.

Table 6 provides the statutorily calculated CFP terms of the Transfer Agreement(s) the County pays to the AOC for the ongoing operations and maintenance of court facilities within four fiscal years. The CFPs are based on the amount of historical expenditures for the operation and maintenance of court facilities. The County began paying the CFP for the Salinas North Wing court facility when it was completed on October 13, 2010. FY 2011-12 was the first year in which the

County remitted the entire CFP amount for all five facilities to the State.

Table 6

County Facility Payments (CFP)				
Facility	FY 2021-22	FY 2022-23	FY 2023-24	FY 2024-25
Marina	96,522	96,522	96,522	96,522
Monterey	167,251	167,251	167,251	167,251
King City	48,079	48,079	48,079	48,079
Juvenile Court	3,960	3,960	3,960	3,960
Salinas North Wing	461,237	461,237	461,237	461,237
Total Annual CFP	777,049	777,049	777,049	777,049

Depending on the percentage change in the National Implicit Price Deflator used to calculate the 2.5% annually assessed penalty, the total CFP could be marginally increased. The State of California typically notifies the County of the calculated CFP amounts for the upcoming fiscal year around April of the current fiscal year.

Proposition 172 – Public Safety Sales Tax

The State’s FY 1993-94 budget agreement transferred \$2.6 billion in property tax revenue from local governments into “educational revenue augmentation funds” (ERAFs) to help the State meet its obligations to K-14 school districts. Most of the diverted tax revenue came from counties, compromising their ability to fund general purpose services, the largest of which is public safety. Proposition 172, passed in the November 1993 statewide election, established a permanent statewide half-cent sales tax for support of local public safety to partially replace the lost property tax revenue.

Pursuant to Government Code Section 30052, Proposition 172 funds must be placed into a special revenue fund to be expended on such public safety services as sheriffs, fire, county district attorneys, and corrections. Government Code Section 30056 also contains “maintenance of effort” requirements to maintain public safety funding levels. Information on how Proposition 172 revenues are allocated within the County of Monterey is provided below.

Emergency Communications Users’ Offset

Prior to FY 2003-04, the County shared 10% of its Proposition 172 revenues with emergency communications user agencies of 911 dispatch services, to be applied as an offset against the County’s charges to user agencies. In subsequent years, and in response to ongoing fiscal constraints, the County negotiated

various agreements to reduce the total Proposition 172 revenue allocated to user agencies. The last of these annual agreements held the Proposition 172 offset flat at \$1,157,179 beginning in FY 2010-11.

In April 2012, the County met with user agencies’ representatives to negotiate a long-term funding solution. The funding for user agencies is based on a formula set at 5.0% of the County’s total Proposition 172 revenues for the most recent audited fiscal year. However, the contribution for FY 2020-21 was a flat amount from the FY 2019-20 contribution due to anticipated decline in Public Safety Sales Tax revenue due to COVID-19. The contribution for FY 2021-22 was based on the formula but utilized FY 2018-19 actuals instead of FY 2019-20 and provided \$1,804,903 to user agencies, of which \$20,822 was funded by ARPA. In FY 2022-23, the contribution is based on the original formula of 5% based on FY 2020-21 actuals. The FY 2024-25 is also based on the original formula based on FY 2022-23 actuals, for a total of \$2,254,542, an increase of \$41,408 (1.9%). Table 7 shows the Proposition 172 negotiated offset provided user agencies beginning in FY 2008-09.

Table 7

Proposition 172 911 Dispatch User Agencies	
Fiscal Year	Off-Set Contribution
2008-09	1,360,558
2009-10	1,428,617
2010-11	1,157,179
2011-12	1,157,179
2012-13	1,224,879
2013-14	1,357,363
2014-15	1,428,113
2015-16	1,486,369
2016-17	1,559,559
2017-18	1,566,675
2018-19	1,630,239
2019-20	1,722,029
2020-21	1,722,029
2021-22	1,804,903
2022-23	1,933,039
2023-24	2,213,134
2024-25	2,254,542

Fire Agencies' Distribution

In 1997, the Board approved a phased, fixed percentage of Proposition 172 revenues for allocation to fire agencies. The allocation started at 8.02% of the County's total Proposition 172 revenues in FY 1997-1998 and gradually increased to 9.13% by FY 2001-02 and thereafter. In June 2004, the County negotiated a three-year agreement with the Association of Firefighters and Volunteer Fire Companies (the Association) to retain a portion of the 9.13% of Proposition 172 revenues historically contributed to local fire agencies. This agreement resulted in the County retaining 25% of the 9.13% allocation for FY 2004-05 and FY 2005-06. Subsequent agreements reduced the County's retention to 20% in FY 2006-07, 10% in FY 2007-08, and 5% in FY 2008-09 through FY 2010-11.

The County and the Association agreed to a new negotiated disbursement model for Proposition 172 revenues beginning in FY 2011-12. The County agreed to share with the Association the full 9.13% of Proposition 172 revenues for the most recently audited fiscal year. Like the agreement with emergency communications user agencies, the current methodology ties future allocations to audited actuals, resulting in greater predictability for budgeting purposes, and eliminating the need for year-end reconciliations and payment "true-ups."

Due to favorable Proposition 172 revenue trends, the contributions to the Association have grown \$1,880,163 since FY 2012-13. Similar to the contribution for user agencies, the contribution of \$3,144,425 for FY 2020-21 was flat from the FY 2019-20 contribution due to anticipated reductions in Public Safety Sales Tax revenue as a result of COVID-19. In FY 2021-22 the contribution was based on the formula, but utilized FY 2018-19 actuals instead of FY 2019-20, amounting to \$3,295,753, of which \$38,021 was funded by ARPA. In FY 2022-23, FY 2023-24 and FY 2024-25, the contribution is based on original formula utilizing two prior year actuals. The FY 2024-25 contribution provides \$4,116,793 or an increase of \$75,610 (1.9%) from the prior year.

The various fire agencies allocate the Proposition 172 revenues among themselves via their own allocation formula. Table 8 lists the estimated allocation for FY 2024-25.

Table 8

Proposition 172 FY 2023-24 Fire Agencies Allocation		
Fire Agency	Allocation	% of Total Allocation
Aromas FPD	\$103,700	2.52%
Big Sur VFB	112,909	2.74%
Cachagua FPD	68,755	1.67%
Carmel Highlands FPD	289,227	7.03%
Carmel Valley FPD	596,277	14.48%
Cypress FPD	369,837	8.98%
Gonzales Rural FPD	52,255	1.27%
Greenfield FPD	52,255	1.27%
Mid Coast VFC	68,755	1.67%
North County FPD	914,264	22.21%
Pebble Beach CSD	294,898	7.16%
Monterey County Regional	848,236	20.60%
San Ardo VFC	52,255	1.27%
Soledad Rural FPD	52,255	1.27%
Spreckels CSD	67,243	1.63%
So. Monterey County FP	173,671	4.22%
Total	\$4,116,793	100%

County Agency Distribution

The State Board of Equalization apportions Proposition 172 revenues to each county based on its proportionate share of statewide taxable sales. Due to the disbursement cycle of Proposition 172 revenues from the State Controller, each fiscal year's actual Proposition 172 revenues are not known until August of the following fiscal year. Therefore, actual FY 2023-24 and FY 2024-25 revenues at the time of this publication are estimates. Though Proposition 172 revenues have improved since FY 2019-20 and the pandemic, decreases are now anticipated due to the State revenue decline.

Table 9

Proposition 172 Allocation by Entity			
Entity	FY 2022-23	FY 2023-24	FY 2024-25
Fire District	\$3,529,729	\$4,041,183	\$4,116,793
User Agencies of 911 Ctr.	1,933,039	2,213,134	2,254,542
County Public Safety*	39,576,291	39,336,243	38,960,768
Total	\$45,039,059	\$45,590,560	\$45,332,103

*Shaded figures are estimated

Table 10 further breaks down the negotiated estimated County Public Safety Proposition 172 revenue allocation by County department.

Table 10

Proposition 172 County Public Safety Allocations			
Department	FY 2022-23	FY 2023-24	FY 2024-25
Sheriff	22,346,039	22,596,671	22,414,722
Probation	8,376,141	7,254,548	7,203,709
District Attorney	6,445,363	7,125,759	7,061,244
Emergency Communicatio	2,408,748	2,359,264	2,281,093
Total	\$ 39,576,291	\$ 39,336,242	\$ 38,960,768

shaded figures are estimates

Liabilities

CalPERS

The County of Monterey contributes to the California Public Employees' Retirement System (CalPERS), which manages pension and health benefits for California public employees, retirees, and their families. As of June 30, 2023, CalPERS has 1,444,758 active and inactive (no longer work for a CalPERS employer with service credit on account) members and 789,016 retirees, beneficiaries and survivors receiving a monthly allowance for a total membership of 2,233,774. The CalPERS investment portfolio market value totaled \$464.6 billion as of June 30, 2023, and realized a net investment return of 5.8% over the same fiscal year (CalPERS Facts at a Glance FY 2022-23).

CalPERS provides benefits such as retirement, deferred compensation, disability retirement, death benefits, health benefits, and long-term care benefits to all State government employees and, by contract, to local agencies and school employees. As an active plan member, the County is required to contribute to the pension fund. Before FY 2017-18, the County contributed an overall percent of payroll. Beginning with FY 2017-18, the County's contribution has two components: a percentage of the annual covered salary of its miscellaneous and public safety employees and a fixed amount to pay down its unfunded liability. This ensures payments are not affected by a lower payroll and keeps agencies on track to pay down unfunded liabilities. The "normal cost" which is the contribution on behalf of active employees remains as a percentage of the annual covered salary.

Retirement benefits are calculated using an employee's years of service credit, age at retirement, and final

compensation (average salary for a defined period of employment). The actual retirement formulas are determined by the employer (State, school, or local public agency), occupation (miscellaneous [general office and others], safety, industrial, or peace officer/firefighter), and the specific provisions in the contract between CalPERS and the employer. Prior to the enactment of the Public Employees' Pension Reform Act of 2013 (PEPRA) the County utilized the miscellaneous formula of 2% at the age of 55 years and 3% at 50 for safety employees. When PEPRA went into effect on January 1, 2013, the miscellaneous formula for new County employees (new hires without prior membership in any California public retirement system) was designated at 2% at the age of 62, with a minimum retirement age of 52 and 2.7% at 57 for safety employees. Additional information regarding PEPRA can be found in the following pages.

Employer and Employee Contributions to CalPERS

Prior to changes made in FY 2011-12, the County contributed the employer share and varying amounts of the employees' shares to CalPERS to fund retirement benefits for its employees. In the case of miscellaneous employees, the County paid the entire 7% of the employee contribution. For those covered by the safety formula, the County paid differing amounts of the employee's share depending upon negotiated bargaining unit agreements. Effective October 8, 2011, the County implemented negotiated agreements with its bargaining units wherein employees paid an increased portion. In general, most employees began paying 3.5% of the employee contribution while certain public safety bargaining units' employee contribution amount was increased by 4.5%.

Effective November 2013, most employee groups received a salary increase of 3.5%. The increase was negotiated in exchange for employees paying the remaining 3.5% of the "employee share" of PERS retirement costs (totaling 7%) formerly covered by the County. Public safety employees were already paying in excess of the full employee share with the FY 2011-12 changes.

Table 11 provides the employer contributions required to be paid by the County. These figures are provided in the annual CalPERS actuarial report published each year in October.

Table 11

Miscellaneous Plan				
Required Contributions				
	FY 2021-22	FY 2022-23	FY 2023-24	FY 2024-25
Required Employer Contribution (in Projected Dollars)				
Employer Normal Cost	\$32,164,937	\$32,114,514	\$38,026,191	\$38,001,305
Unfunded Liability Contribution	39,502,875	44,758,007	43,832,501	51,774,442
Total Employer Contribution	71,667,812	76,872,521	81,858,692	89,775,747
Annual Lump Sum Prepayment Option*	38,188,871	43,269,199	42,414,136	50,099,086
Required Employer Contribution (Percentage of Payroll)				
Employer Normal Cost	8.50%	8.32%	9.23%	9.07%
Unfunded Liab. Contr.	10.44%	11.60%	10.64%	12.36%
Total Employer Rate**	18.94%	19.92%	19.87%	21.43%
Employee Contributions				
Employee Contributions	26,186,043	26,749,228	28,591,740	29,077,073
Employee Rate	6.92%	6.93%	6.94%	6.94%
Safety Plan				
Required Contributions				
	FY 2021-22	FY 2022-23	FY 2023-24	FY 2024-25
Required Employer Contribution (in Projected Dollars)				
Employer Normal Cost	\$11,648,092	\$11,420,571	\$12,582,706	\$12,227,169
Unfunded Liability Contribution	19,160,858	21,352,168	20,883,192	23,142,011
Total Employer Contribution	30,808,950	32,772,739	33,465,898	35,369,180
Annual Lump Sum Prepayment Option*	18,523,501	20,641,920	20,207,438	22,393,164
Required Employer Contribution (Percentage of Payroll)				
Employer Normal Cost	19.56%	19.07%	20.33%	20.09%
Unfunded Liab. Contr.	32.18%	35.65%	33.74%	38.02%
Total Employer Rate	51.74%	54.72%	54.07%	58.11%
Employee Contributions				
Employee Contributions	5,669,215	5,767,178	6,158,285	6,110,542
Employee Rate	9.52%	9.63%	9.95%	10.04%

For FY 2024-25, the total County contribution for Miscellaneous Plan will increase by \$7,917,055, a 9.7% increase over the prior fiscal year. The County contribution for Safety Plan over the same fiscal year increases by \$1,903,282 or 5.7%.

These fluctuations in contribution rates for the County are representative of increased unfunded liability for both plans. The normal cost, or portion based on payroll remained stable from the prior year. The unfunded liability for the Miscellaneous plan increased 18.1% and Safety plan increased 10.8% from the prior year, due to lower-than-expected investment returns based on the 06/30/2022 valuation reports. During the 6/30/22 fiscal year, CalPERS reported investment return of -6.1%, a large variation from the 6.8% assumed rate of return;

this is the primary factor increasing the unfunded liability. Although investment return improved in FY 2022-23, it is still lower than the 6.8% assumption; therefore, unfunded liability payments will continue to increase due to phasing in losses of the last two fiscal years. The current amortization policy for investment losses is a 20-year period, with a 5-year ramp-up at the beginning.

In 2021 CalPERS revised assumptions used to calculate contributions to reflect improved life expectancy among its membership. The improved life expectancy is reflected in the lower active employee to retiree ratio, which has decreased from 2 to 1 over a decade ago to 1.14 to 1 in 2022 and is expected to continue to decrease. A lower number of active employees are paying into the system to support retirees, who are also living longer. Other factors contributing to the increase in unfunded liabilities are new amortization and smoothing policies (discussed below) and change to the discount rate or assumption of return on investment.

In December 2016, the CalPERS Board of Administration approved lowering the CalPERS discount rate assumption from 7.5% to 7.0%, to be phased in over three years, beginning with FY 2018-19. This change was due to the volatility of the pension fund caused by weak investment returns in a low interest rate environment. The earnings, or the rate of return realized on investments, pays for nearly two-thirds of benefits paid out. Because realistic earnings are expected to be lower, this change resulted in higher costs and accrued liabilities, further increasing County contributions. However, by lowering the discount rate, CalPERS is on the path to strengthen the long-term sustainability of the pension fund, while reducing negative cash flows and volatility.

The CalPERS Funding Risk Mitigation policy that was adopted in November 2021 allows CalPERS to use investments gains to offset the cost of reducing the volatility of future investment returns. In FY 2020-21, the 21.3% return greatly exceeded the 7.0% discount rate assumption; therefore, the discount rate was lowered to 6.8% beginning with the FY 2020-21 report, to reduce future investment volatility. This mechanism helps offset future growth in liability in years where returns are lower than the assumed rate.

Public Employee Pension Reform Act of 2013 (PEPRA)

The California Public Employee Pension Reform Act of 2013 (PEPRA), which went into effect on January 1, 2013, established a cap on the amount of compensation that can be used to calculate the retirement benefits for all *new* CalPERS members. Generally, employees that are primarily affected by PEPRA are those that have never been employed by any public employer prior to January 1, 2013. New miscellaneous members are subject to a formula based on 2% at age 62 (versus the prior 2% at 55 formula discussed above). For new public safety members, the formula changes from 3% at age 50, to 2.7% at age 57. There are some provisions in PEPRA that also affect existing employees, i.e. limit on post-retirement employment, felony convictions, and breaks in service and reciprocity. A complete actuarial cost analysis of PEPRA prepared by CalPERS can be found at the following link: <http://www.calpers.ca.gov/page/newsroom/for-the-record/2012/actuarial-analysis>

Unfunded Pension Liabilities

An unfunded pension liability is the difference between the pensions the County is obligated to pay to employees when they retire and the money available to pay for those pensions. CalPERS projects future pension requirements annually for the County and calculates the amount required to meet future pension payments.

Beginning with the June 30, 2013 valuations that set the FY 2015-16 rates, CalPERS no longer uses an actuarial value of assets and employed an amortization and smoothing policy that pays for all gains and losses over a fixed 30-year period with the increases or decreases in the rate spread applied over a 5-year period. Pursuant to that change, the Market Value of Assets (MVA) is used and not Actuarial Value of Assets (AVA), which means Unfunded Liability is measured on an MVA Basis and not an AVA Basis.

CalPERS adopted a new amortization policy beginning with the June 30, 2019 valuation report that shortened the amortization period of investment gains and losses from 30 years with a 5-year ramp up and ramp down at the beginning and end of period, to 20 years with a 5-year ramp up at the beginning only. The new policy is applied prospectively; bases before 6/30/2019 are still amortized according to the previous policy.

Table 13 reflects the MVA Basis and shows that the County's unfunded liability for the Miscellaneous Plan increased \$293,034,817 from June 30, 2021 to June 30, 2022. The Safety Plan unfunded liability increased

\$86,161,953 over the same period. The total unfunded liability for both plans totals \$947,496,279 based on the June 30, 2022 report, an increase of 66.7% over the previous report. The increase in the unfunded liability is due to the investment losses realized. This results in lower funded ratios for both plans. The Miscellaneous and Safety Plans are funded at 74.1% and 65.0%, respectively.

The amounts provided in Table 12 are based on the previous two years' data, the latest available.

Table 12

Miscellaneous Plan - Funded Status				
	6/30/2019	6/30/2020	6/30/2021	6/30/2022
Present Value of Projected Benefits	2,509,632,113	2,620,501,937	2,885,211,737	3,029,585,313
Entry Age Normal Accrued Liability	2,060,649,621	2,164,127,309	2,341,503,109	2,478,161,735
Market Value of Assets	1,559,410,164	1,622,904,212	1,991,624,670	1,835,248,479
Unfunded Liability	501,239,457	541,223,097	349,878,439	642,913,256
Funded Ratio	75.7%	75.0%	85.1%	74.1%
Safety Plan - Funded Status				
	6/30/2019	6/30/2020	6/30/2021	6/30/2022
Present Value of Projected Benefits	888,687,270	922,461,790	990,522,420	1,022,196,012
Entry Age Normal Accrued Liability	746,585,474	781,412,473	834,923,858	870,525,962
Market Value of Assets	485,347,113	503,842,113	616,502,788	565,942,939
Unfunded Liability	261,238,361	277,570,360	218,421,070	304,583,023
Funded Ratio	65.0%	64.5%	73.8%	65.0%

On June 2, 2021, in response to the increasing UAL, the Board of Supervisor established a Section 115 Pension Trust with the Public Agency Retirement Services (PARS). The 115 Pension Trust, pursuant to IRS Code Section 115 utilizes an investment similar to CalPERS designed to provide annualized returns of 4-6% with funds held in the trust only available to fund future pension liabilities. The initial investment for the 115 Pension Trust was funded by \$8,038,138 from the General Fund Compensated Absence Assignment. Also, as part of the year-end process in FY 2020-21, the Board set aside one-time funding additions to the 115 Pension Trust in the amount of \$40,628,394. This included a General Fund contribution of \$30,641,609, and reconciled balance in the UAL-PERS Unfunded Liability sub-BSA (2103) held in the Payroll Revolving Fund 543 of \$6,462,039 and from Natividad \$3,524,746.

To assure ongoing oversight the Board has adopted a Pension Liability Policy. The County will follow the Pension Liability Policy by making ongoing contributions through annual departmental charges. In

FY 2023-24, the annual contribution was \$15,227,703. In the FY 2024-25 Recommended Budget, the annual contribution was suspended in order to meet other unfunded needs.

Other Post-Employment Benefits (OPEB)

Governmental Accounting Standards Board Statement Number 45 (GASB 45) requires public agencies to account for and report the Actuarially Determined Contributions (ADC) of Other Post-Employment Benefits (OPEB) on financial statements. OPEB are those benefits defined as post-retirement medical, pharmacy, dental, vision, life, long-term disability, and long-term care benefits that are not associated with a pension plan.

Prior to 2009, the County paid OPEB benefits as they came due. The California Employer’s Retiree Benefit Trust (CERBT) was established by CalPERS in 2007 at the request of public employers to provide a low-cost, professionally managed investment vehicle for prefunding retiree health benefits and other post-employment benefits. The County makes regular contributions to CERBT where the funds are professionally invested like the CalPERS retirement funds. The expected rate of return used to determine OPEB liability is 6.25%. The County can then utilize funds from the trust to pay OPEB costs.

To participate in the CERBT, CalPERS requires a funding policy. The County contributes an amount at least equal to 100% of the current year cost of the ADC as specified in the applicable actuarial valuation.

Table 13 below reflects actuarial valuations in the County’s net OPEB liability. Information on this table is based on the most recent report for the period ending June 30, 2023.

Table 13

OPEB Obligations and Asset Valuation				
	FY 2019-20	FY 2020-21	FY 2021-22	FY 2022-23
Total OPEB Liab.	80,466,905	86,841,264	95,870,517	102,798,577
Plan Fiduciary Net Position	40,764,288	47,753,003	66,600,276	61,814,169
Net OPEB Liability (NOL)	39,702,617	39,088,261	29,270,241	40,984,408

Table 13 shows the County’s Total OPEB Liability (formally the Actuarial Accrued Liability) increased by \$6,928,060, while the County’s Plan Fiduciary Net Position (formally referred to as the Market Value of Assets) decreased by \$4,786,107 due to investment

losses experienced through June 30, 2022 (measurement date used for June 30, 2023 financial statements). The resulting Net OPEB Liability increased by \$11,714,167 compared to the previous year. OPEB liability, just like pension liability can be greatly impacted by investment performance, where investment gains can improve the liability and investment losses will typically grow liability. Actuarial valuations from which the data on table 13 derives, are prepared every two years. Similar to the CalPER’s investment performance, the draft June 30, 2023 valuation for OPEB reflects improved investment earnings, which should factor in positively to the Net OPEB liability for next fiscal year.

The CERTB quarterly statement report for the period ending June 30, 2023 indicates the County’s market value increased from \$61,246,602 to \$70,206,365 in FY 2021-23. This change was the result of County contributions to the plan in the amount of \$4,856,000, investment earnings of \$4,158,660, and expenses of \$54,896. This represents an increase of \$8,959,764 over the previous period. Table 14 below shows the ending balance for the las four fiscal years based on the CERBT Annual Statements. Information on this table represents market value at that point in time; it is different than the actuarial reports that factor in changes in assumptions, expected versus actual experience, and actual benefit payments. The actuarial reports are updated every two years.

Table 14

California Employers' Retiree Benefit Trust (CERBT)				
	FY 2019-20	FY 2020-21	FY 2021-22	FY 2022-23
Beginning Balance	40,778,339	47,769,148	66,608,882	61,246,602
Contribution	5,584,875	5,188,000	4,603,000	4,856,000
Investment Earnings	1,442,493	13,700,429	(9,314,385)	4,158,660
Transfer Out	-	-	(594,167)	-
Admin. Expenses	(21,118)	(28,140)	(32,769)	(31,711)
Investment Expenses	(15,441)	(20,555)	(23,960)	(23,186)
Ending Balance	47,769,148	66,608,882	61,246,602	70,206,365

Workers’ Compensation and General Liability

Workers’ Compensation

The County accounts for its Workers’ Compensation and General Liability risk financing activities in two internal service funds (ISFs) functioning as the County’s self-insurance programs. ISFs are used to separately budget and account for services provided to County departments. Workers’ Compensation is administered by Risk Management which is part of the Office of County Counsel. For specific information on

the Workers' Compensation ISF, see the detail contained in County Counsel's Budget Unit 8409 description.

Workers' Compensation is a form of insurance the County utilizes to provide compensation and medical care for employees who are injured during employment. Workers' Compensation provides for payments in place of wages (functioning as a form of disability insurance), compensation for economic loss (past and future), reimbursement or payment of medical and like expenses (functioning as a form of health insurance) and benefits payable to the dependents of workers killed during employment (functioning as a form of life insurance). General damages for pain and suffering and punitive damages for employer negligence are generally not available in workers' compensation plans.

Workers' compensation is administered on a state-by-state basis, with a state governing board overseeing varying public/private combinations of workers' compensation systems. In most states, workers' compensation is solely provided by private insurance companies. Twelve states operate a state fund of which California is the largest. The California Constitution, Article XIV Section 4, sets forth the intent of the people to establish a system of workers' compensation. It provides the Legislature with the power to create and enforce a complete system of workers' compensation and, likewise, create and enforce a liability on the part of any or all employers to compensate any or all their employees for injury or disability. This liability includes employees' dependents in the case of an employee's death in the course of their employment, irrespective of the fault of any employee.

Since 1973, the County has been self-insured for Workers' Compensation liabilities. The County utilizes a third-party claims administrator Intercare Holdings to assist with claims management, reporting, and data management. Most recently the agreement was reauthorized on June 27, 2023.

Unpaid claims liabilities are based on the results of actuarial studies and include amounts for claims incurred but not reported, and adjustment expenses. Claims liabilities are calculated considering the effects of inflation, recent claim settlement trends including frequency and amount of payouts, and other economic and social factors. Workers' Compensation liabilities are carried at present value using a discount rate of 2.5%. Premiums are charged by the ISFs using various

allocation methods that include actual costs, trends in claims experience, and number of participants.

Historically, the County's Annual Comprehensive Annual Financial Report (ACFR) has been used to report the Workers' Compensation ISF net position. Commencing in FY 2015-16 the Actuarial review of the County's Self-Insured Workers' Compensation Program is used.

Bickmore's October 2023 review estimates the cost of claims and expenses for claims incurred during the FY 2023-24 and FY 2024-25 program years to be \$18,940,000 and \$20,359,000, respectively. These amounts include: Allocated Loss Adjustment Expenses (ALAE) (direct cost associated with the defense of individual claims such as legal and investigation fees and court charges); Unallocated Loss Adjustment Expenses (ULAE) (cost to administer all claims to final settlement, which may be years in the future, such as claims adjusters' salaries and taxes); and a discount for anticipated investment income (based on the likely payout pattern of the County's claims, assuming a 2.5% return on investments per year). The expected FY 2023-24 and FY 2024-25 costs translate to rates of \$4.77 and \$4.42 per \$100 of payroll, respectively.

Bickmore estimates the program's liability for outstanding claims to be \$92,192,000 and \$96,158,000 as of June 30, 2023 and June 30, 2024, respectively. The report estimates program assets of \$104,776,000 at June 30, 2024, rendering the program funded above the 70% confidence levels with a projected surplus of \$12,219,000.

The Board of Supervisors approved a 10-year plan to fund the program deficit in FY 2004-05. Prior to the Board's plan, the County was on a pay-as-you-go basis which caused deficits in the fund. In FY 2010-11, due to budget constraints, the County postponed the deficit funding plan; however, the County has since reinstated the funding plan. Bickmore recommends a five-year funding plan to maintain program assets at the 70% confidence level by June 30, 2028. Under this plan, Bickmore recommends amortizing the surplus over five years with the County funding the value of each prospective year's claims costs offset by the amortized projected surplus as of June 30, 2024. To maintain funding at the 70% confidence level, the County's FY 2024-25 contribution is \$26,483,000 made up of \$23,983,000 for claims and loss adjustment expenses,

\$5,404,000 for non-claims related expenses, and a \$1,092,000 reduction from the June 30, 2024 projected surplus.

General Liability

General Liability insurance is part of the County’s general insurance system of risk financing for the risks of liabilities imposed by lawsuits and similar claims. Liability judgments, settlements, and claims against the County are paid from the General Liability ISF.

Similar to Workers’ Compensation, the County’s ACFR had been used to report the General Liability ISF net position. Commencing in FY 2015-16 the Bickmore actuarial review of the County’s Self-Insured General Liability Program is used.

The October 2023 review estimated the cost of claims and expenses for claims during the FY 2023-24 and FY 2024-25 program years to be \$8,586,000 and \$9,253,000, respectively. These amounts include ALAE, ULAE and a discount for anticipated investment income (based on the likely payout pattern of the County’s claims, assuming a 2.5% return on investments per year). The expected costs for FY 2023-24 and FY 2024-25 claims translate to rates of \$3.37 and \$2.94 per \$100 of payroll, respectively.

Bickmore estimates the program’s liability for outstanding claims to be \$19,048,000 and \$21,921,000 as of June 30, 2023 and June 30, 2024, respectively. As of June 30, 2024, the estimated program assets are \$33,343,000. At the 70% confidence level, the discounted loss and LAE is estimated at \$24,683,000, indicating a surplus of \$8,659,000 at the 70% confidence level. This effectively places the program at a 90% confidence level funding, where expected liabilities would be \$32,106,000.

In previous reports, Bickmore recommended the County implement a five-year funding plan to bring program assets back to the desired Marginally Acceptable 70% confidence level by June 30, 2028. The plan assets are now above the 70% confidence level. Bickmore recommends amortizing the surplus over five years; with the County funding the value of each prospective year’s claims costs offset by the amortized projected surplus as of June 30, 2024. Based on this recommendation, the County’s FY 2024-25 contribution is \$17,619,000 made up of \$10,856,000 for claims and loss adjustment expenses, \$8,581,000 for non-claims

related expenses, and a reduction of \$1,818,000 from the June 30, 2024 surplus.

The County settled for a \$15,500,000 Notes Payable in FY 2007-08 from its Lakes Resort which caused the deficit in the fund. According to the FY 2010-11 ACFR (Note to Financial Statements #23) the Note amount with interest was approved to be paid in full by the County Board over 15 years; however, the fund experienced a deficit five years previously when the County was on a pay-as-you-go basis. The balance on the notes payable from the Lakes Resort is \$1,350,992 as of June 30, 2022 and matures June 2024.

Vacation Accruals

Employee’s unused vacation and paid time off (PTO) may be accumulated up to a specified cap depending on the employee’s bargaining unit. When an employee separates from County employment, they are paid any unused vacation and PTO balances. Because the County cannot accurately predict when an employee may separate, the liability of compensated absences that could potentially be paid during a fiscal year is a dynamic figure.

Table 15 shows the net vacation accrual/compensated absences liability on June 30 of the past four fiscal years as reported in the ACFR. The vacation accrual liability for fiscal year ending June 30, 2023 is \$50,428,206. In FY 2010-11, a reserve to meet vacation accrual/compensated absences payouts was created. The reserves set aside for vacation accruals had a balance of \$12,708,427, resulting in a total compensated absences liability of \$37,719,779, a decrease of \$2,567,500 from the prior year.

Table 15

Compensated Absences				
	FY 2019-20	FY 2020-21	FY 2021-22	FY 2022-23
Unfunded Liability	43,254,238	48,075,556	49,814,417	50,428,206
Reserve	8,038,138	-	9,527,138	12,708,427
Total Compensated Absences Accrual	35,216,100	48,075,556	40,287,279	37,719,779

Debt

In July 2017, the Board of Supervisors revised the County’s Debt Management Policy’s debt issuance approval process for non-capital improvement projects (non-recurring, less than \$100,000, and/or useful life of less than five years). Rules contained in the Debt Management Policy include the General Obligation bond debt ceiling of 1.25% of the countywide assessed value (including Certificates of Participation),

limitations and procedures for investment of debt proceeds, and terms of use of Mello-Roos financing.

Certificates of Participation (COPs) provide long-term financing where an individual purchases a share of the lease revenues of an agreement made by a government entity. These purchases are made through a lease or installment sale agreement that does not constitute indebtedness under the State constitutional debt limitation. COPs differ from bonds in that they are not subject to statutory restrictions applicable to bonds, including interest rate limitation, election requirements, competitive sale requirements, or semiannual or fixed rate interest payment restrictions. A summary of the County’s long-term debt obligations over the past four fiscal years is shown in Table 16.

Table 16

County Long-term Debt Obligations				
Description	FY 2021-22	FY 2022-23	FY 2023-24	FY 2024-25
COPs	102,703,609	97,341,192	92,204,445	86,780,051
COP NGEN	1,606,182	818,645	-	-
Capital Leases / Notes	38,155,376	35,543,368	32,852,475	30,888,171
NMC COP's / Leases	25,431,389	21,613,806	17,610,555	13,364,949
Liabilities	167,896,556	155,317,011	142,667,475	131,033,171

Certificates of Participation originally issued for the construction of the current Natividad Medical Center (NMC) campus were refunded in December 2019 due to favorable interest rate conditions, lowering the debt service for the COPs.

NGEN is in response to a Federal Communications Commission mandate requiring wideband radio users to migrate to narrow band modes. The financing obligations are shared by multiple agencies participating in the public safety radio network project. Those agencies obligations are secured by the jurisdictions’ property taxes. This note was paid off in FY 2023-24.

In July 2017, the County refunded (refinanced) its 2007 COPs that were issued to finance portions of the costs of renovating, constructing, acquiring, and improving County infrastructure including Health facilities. The refunding of the 2007 COPs and issuance of the 2017 COPs resulted in over \$2 million in annual savings due to favorable market conditions. Interest payments for the 2017 Refunding COPs (both County portion and NMC) are paid twice annually in October and April.

The acquisition of the Schilling Property during FY 2014-15 poised the County to begin the process of optimizing usage of County facilities while

incorporating plans to reuse unoccupied County facilities. Several projects were combined: (1) the 1441 Schilling Place Tenant Improvement Project with the Administration Building Tenant Improvement Project; (2) the East and West Wing Tennant Improvement Project; and (3) the Government Center Modular Removal Project all combined into one master project package plan, the Monterey County Facilities Utilization Project. The combined projects were budgeted and scheduled under the Monterey County Facilities Utilization Project, which provided oversight to enhance long term infrastructure and centralization efficiencies while balancing facility space needs at 1441 Schilling Place, the Administration Building, the East and West Wings, and eliminating the need for modular buildings.

Table 17 reflects the historical and future repayment schedule for the County’s COPs and NMC COPs. Debt service of the Next Generation Radio Project (NGEN) is zero in FY 2024-25 as the obligation has been paid off.

Table 17

Annual Debt Service					
Debt	Payment Due	FY 2021-22	FY 2022-23	FY 2023-24	FY 2024-25
2017 Refunding COP -NMC	October	\$81,313	\$75,883	\$70,194	\$64,862
	Principal	\$217,205	\$227,583	\$213,251	\$225,606
	April	\$75,883	\$70,194	\$64,862	\$59,222
Total		\$374,401	\$373,660	\$348,307	\$349,690
2017 Refunding COP -County	October	\$1,564,012	\$1,459,567	\$1,350,131	\$1,247,588
	Principal	\$4,177,795	\$4,377,417	\$4,101,749	\$4,339,394
	April	\$1,459,567	\$1,350,131	\$1,247,588	\$1,139,103
Total		\$7,201,374	\$7,187,115	\$6,699,468	\$6,726,085
2019 NMC Refunding COPs	October	\$644,375	\$558,750	\$469,000	\$374,250
	Principal	\$3,425,000	\$3,590,000	\$3,790,000	\$4,020,000
	April	\$558,750	\$469,000	\$374,250	\$273,750
Total		\$4,628,125	\$4,617,750	\$4,633,250	\$4,668,000
2015 COP	October	\$1,008,197	\$984,822	\$960,197	\$934,322
	Principal	\$935,000	\$985,000	\$1,035,000	\$1,085,000
	April	\$984,822	\$960,197	\$934,322	\$907,197
Total		\$2,928,019	\$2,930,019	\$2,929,519	\$2,926,519
NGEN County Portion *		\$282,682	\$282,682	\$230,355	\$0
Total County Annual Debt Service		\$15,414,601	\$15,391,226	\$14,840,899	\$14,670,294

Other Obligations

Williamson Act

Monterey County’s leading industry and foundation for economic development is agricultural production

and distribution. The California Land Conservation Act of 1965, otherwise known as the Williamson Act, was enacted to preserve agricultural and open space lands by discouraging conversion to urban uses.

The Williamson Act allows private landowners to contract with counties to voluntarily restrict land uses. Existing land under contracts in Monterey County total 802,282 acres. Every year, the County considers applications to be designated as either Farmland Security Zones or Agricultural Preserves. If approved, landowners are given property tax relief in exchange for an agreement that the land will not be developed or converted to another use, thus preserving agricultural and open space land. The Williamson Act provided an annual State-provided subvention to local governments to compensate for the tax loss. However, revisions to the California State budget in July 2009 eliminated the subventions while providing the opportunity for counties to opt out of the contracts.

Table 18 shows the calculated tax loss associated with Williamson Act contracts in FY 2022-23 to be \$1,503,766 from approximately 685 active contracts. The estimated portion of County tax loss is the overall tax revenue (calculated at 1% of assessed valuation) and the County's actual tax loss (approximately 14%). The estimated tax loss is based on the average tax the County receives on both incorporated and unincorporated areas. Fiscal Years 2023-24 and FY 2024-25 are estimated using the Assessor's county-wide projected property tax growth rates of 5.70% each year. Based on these assumptions, the estimated tax loss for FY 2024-25 is \$1,680,081. The number of contracts is estimated to increase by about five to eight contracts each year based on historical information.

Table 18

Williamson Act Contracts				
Estimated County Tax Loss				
Description	FY 2021-22	FY 2022-23	FY 2023-24	FY 2024-25
Total Contracts	677	685	691	697
Base Value	2,961,764,396	3,044,170,592	3,217,688,316	3,401,096,550
Base Value Enrolled	578,837,235	559,452,744	591,341,550	625,048,019
WA - Assessed Value	2,648,798,058	2,647,426,265	2,798,329,562	2,957,834,347
WA - Enrolled Value	1,357,982,008	1,410,599,429	1,491,003,596	1,575,990,801
WA - Net Value Loss	1,024,945,153	1,074,118,419	1,135,343,169	1,200,057,730
Net Tax Loss	10,249,452	10,741,184	11,353,432	12,000,577
County Portion of Tax Loss	1,434,923	1,503,766	1,589,480	1,680,081

Shaded areas are estimates

GFC Contributions to the Library Fund (003)

The County has historically supplemented the Library Fund with General Fund Contributions. This figure had

remained relatively constant until FY 2017-18. On December 12th, 2017, the Board of Supervisors authorized the General Fund allocation of the full salary and benefits of the Library Director pursuant to State law (California Education Code Article 2, Section 19147). The FY 2024-25 General Fund contribution to the Library Fund is budgeted at \$290,304. Table 19 provides a four-year history of contributions.

Table 19

Contribution to Library				
	FY 2021-22	FY 2022-23	FY 2023-24	FY 2024-25
GFC	262,025	275,356	283,889	290,304

TOT Contribution to the Road Fund (002)

Prior to FY 2013-14, the Road Fund received \$2,000,000 annually in Transient Occupancy Tax (TOT). In February 2014, recognizing that well-maintained roads contribute to economic vitality, the Board of Supervisors approved the following percentage formula providing an annual increase to eventually lead to a TOT rate capitation of 25%: FY 2013-14 (20%), FY 2014-15 (21%), FY 2015-16 (22%), FY 2016-17 (23%), FY 2017-18 (24%) and FY 2018-19 (25%). The percent of TOT contributions to the Road Fund was based on the two-year's prior audited TOT numbers contained in the ACFR. Effective with the FY 2019-20 adopted budget, the Board of Supervisors continued the contribution to the Road Fund based on the established formula, however, only the Maintenance of Effort (MOE) amount of \$5,319,831 was transferred to the Road Fund, with the remaining amount of \$920,053 set aside for priority projects.

Considering significant reductions anticipated in TOT due to the pandemic, the County began contributing the MOE amount toward the Road Fund effective FY 2020-21 instead of the formula. In FY 2020-21, the contribution of \$5,205,660 was based on the MOE using FY 2016-17 as a base year and increasing each year by a construction inflation index two years in arrears. This method was used for contributions from FY 2020-21 through FY 2023-24.

Following direction from the Board of Supervisors, the FY 2024-25 Recommended Budget includes \$9,518,405, reverting to the formula of 25% of TOT based on audited actuals. This is an increase of \$3,296,351 or 53.0% higher than the prior year. Table

20 provides historical and future TOT contributions to the Road Fund.

Table 20

TOT Contributions to Road Fund		
FY	% of TOT	Amount
2018-19	25%	\$ 5,319,831
2019-20	25%	\$ 6,239,884
2020-21		\$ 5,205,660
2021-22		\$ 5,486,766
2022-23		\$ 5,809,574
2023-24		\$ 6,222,054
2024-25	25%	\$ 9,518,405

Pajaro /Sunny Mesa Community Services District

In FY 2015-16, the Board of Supervisors approved a Memorandum of Understanding (MOU) with the Pajaro/Sunny Mesa Community Services District to annually allocate \$25,000 for the maintenance of the Pajaro Neighborhood Park. The MOU is in effect until June 30, 2039.

Healthcare Realignment

Pursuant to Welfare and Institutions Code Section 17000, California counties are required to provide medical care to indigent residents lawfully residing in the County when such persons are not supported and relieved by some other means. Historically, this population of medically indigent adults (MIAs) had been cared for by county governments that relied on local, State and federal funding to provide the necessary services. Until recently, the County received funding for this purpose via the “realignment” of health and social services programs that occurred in 1991 and 1992. Realignment increased California sales and vehicle license fees to earmark for counties to support the financial obligations of caring for the MIA population, amongst other things.

When California elected to implement a State-run Medicaid Expansion under the Affordable Care Act, the State anticipated that counties’ costs and responsibilities for the medically indigent would decrease since many in this population would become eligible for coverage through Medi-Cal or the Exchange, where Californians can get brand-name health insurance with federal premium assistance. On June 27, 2013, Governor Brown signed into law Assembly Bill 85 (AB 85) that provided a mechanism for the State to redirect State Health Realignment funding to fund social service programs.

In consideration of the Medi-Cal expansion for MIA adults, effective January 1, 2014, AB 85, as modified by Senate Bill 98, reduced California counties’ Health Realignment funds by an average of 60% (including maintenance of effort payments). Beginning in FY 2014-15, a portion of California counties’ realignment amounts, based upon a calculation of Fiscal Years 2009 through 2012, would be subject to redirection by the State. Table 21 provides the amount of realignment dollars the County received for the fiscal periods utilized to determine the redirected amounts.

Table 21

Monterey County Realignment Dollars Received by Fiscal Year			
Fiscal Year	Sales Tax Realignment	Vehicle License Fees	Total Realignment Dollars
2008-09	\$ 2,709,949	\$ 8,759,851	\$ 11,469,800
2009-10	\$ 2,609,952	\$ 8,169,943	\$ 10,779,895
2010-11	\$ 2,609,952	\$ 8,169,943	\$ 10,779,895
2011-12	\$ 2,609,952	\$ 7,583,086	\$ 10,193,038

Public hospital counties were given a choice between two options to determine the pro rata portion of realignment funds. Because Natividad Medical Center is the designated county hospital for Monterey County, the AB 85 options were: 1) Percentage approach: accept a reduction of 60% in realignment funds, including \$3.3 million in annual maintenance of effort payments (percentage approach); or 2) Formula approach: utilize a formula to show a lesser reduction would be appropriate. The second option was based on historical costs for providing uninsured programs.

The Board of Supervisors chose the formula approach and Natividad Medical Center and the Health Department provided historical data to the State’s Department of Health Care Services (DHCS) to use in determining the reduction formula. Initially, the State returned a formula that would have resulted in an 85% reduction of health realignment funds (approximately \$8.5 million). The Assistant County Administrative Office (CAAO) of the Budget and Analysis Division submitted a subsequent series of historical documentation to the State for re-evaluating the formula. The second submission resulted in a redetermination by the State placing only 51.19% of Monterey County’s realignment dollars at risk for redirection (approximately \$5.1 million).

The redirection is based on a calculation of estimated revenue and expenditures, with an annual “true-up” adjusting for actuals. The County received notification

in the beginning of FY 2017-18 that the redirection would increase sharply starting in FY 2017-18, with a nearly \$6 million budget gap emerging in FY 2018-19 as a result. A three-year plan was implemented and includes utilizing \$3.2 million in health realignment fund balance for program costs for animal, children's medical, communicable disease, home visitation, administrative, public health lab, Whole Person Care (WPC), and Women, Infant, and Children services. Through prudent decision-making and management, the three-year plan has outperformed initial estimates and consequently, realignment fund balance continues to be used strategically to minimize impacts to services. The department will continue to fund programs with realignment and monitor for any anticipated deficits due to AB 85.

Conclusion

The General Fund supports basic governmental functions including public safety, criminal justice, land use and environment, education, recreation, health and sanitation, public assistance, and finance and administration.

As the demands on the County's funds increase via obligations, liabilities and contributions, the ability to maintain the service levels of prior fiscal years becomes more challenging. County departments continue to exercise austere fiscal measures in day-to-day operations but will undoubtedly face future challenges in upcoming fiscal years.



This page intentionally left blank.

Capital Budget Summary

FY 2024-25 Capital Budget Summary

Capital Improvement Program (CIP) Five-Year Plan

Fiscal Year (FY) 2024-25 through 2028-29

The County of Monterey Capital Improvement Program Five-Year Plan (hereinafter CIP) sets forth capital projects essential to maintain and improve County public facilities and facilitates the orderly implementation of the County General Plan. Public facilities include buildings, major equipment, telecommunications infrastructure, parks, and transportation systems. CIP projects are those projects that cost more than \$100,000 and provide long-term assets to Monterey County.

Each year, the CIP is updated and reviewed considering County needs, priorities, and available funding. A long-term CIP provides several benefits:

- Prioritizes needs and establishes an orderly basis for sound budgetary decisions.
- Focuses attention on both mandated and community goals, needs, and capabilities for best use of public funds and establishes a long-term plan to address future needs.
- Improves the likelihood of obtaining State and Federal financing assistance for projects.
- Encourages project coordination between the County and public agencies which serves to reduce scheduling conflicts.
- Permits private enterprise to relate and/or align their projects to the CIP.

The CIP five-year plan is developed annually as part of the County budget process. Capital projects are administered by the Public Works, Facilities & Parks Department (PWFP), Natividad Medical Center (NMC), and Information Technology Department (ITD). PWFP leads in developing the CIP and coordinates with County departments to identify, compile and document the capital needs of the County agency.

Capital needs for County infrastructure, such as roads, bridges, buildings, and parks total nearly \$1.6 billion, which far exceeds available financing resources. As such, priorities must be established and revised as new funding streams become available and the County capital needs are modified. The unfunded and partially funded Projects proposed for FY 2024-25 are ranked utilizing two methodologies: 1) life/health/safety criteria and 2) racial equity tool criteria. The Projects and costs identified for FYs 2025-26 through 2028-29 illustrate priorities and magnitude of future funding needed.

PWFP presents the draft CIP to the Capital Improvement Committee (CIC) for project priority determination. These recommendations are presented to the Board of Supervisors at the April Budget Workshop. The County Administrative Office Budget & Analysis Division will use the recommendations from the CIC and the Board comments at the Budget Workshop to incorporate project funding (as available) into the

recommended budget. The recommended budget and capital projects were presented to the Budget Committee (BC) in March 2024 for fiscal review. The CIP is presented to the Planning Commission to determine conformity with the General Plan. The final CIP is presented to the Board of Supervisors in June for consideration as part of the annual budget adoption process.

Capital Projects are budgeted in Capital Projects, Fund 404 and Enterprise Fund's 452 and 453. Adoption of the CIP budget appropriates funding for the first year of the five-year program as part of the operating budget. The total capital budget for projects requested Countywide, which include funded, partially funded, or unfunded, in FY 2024-25 is \$863 million. Budgeted costs include design, environmental, construction, equipment, land purchase, and project administration of new, improved, or replacement infrastructure. Funding for CIP is provided through a wide variety of sources, including local, State and Federal grants, Gas Tax revenues, Bonds, Fees, Capital Funds and Enterprise Fund profits.

The current CIP projects list includes 83 projects funded in FY 2024-25. The CIP also includes a list of future funded and unfunded needs which County departments have identified as a priority. This future project list is comprised of 72 projects with a total estimated amount of \$435 million. The following discussions provide individual project details and anticipated related ongoing Operations and Maintenance (O&M) impacts, if applicable.

Fund 404: Capital Projects

The Capital Projects Fund 404 accounts for financial resources used for the acquisition or construction of major capital assets. These include land and land improvements, buildings and building improvements, infrastructure, and construction in progress. Fund 402, which was used to account for smaller scale projects, was closed on June 30, 2022, and all project activity, except for Enterprise Fund projects, is now reported in Fund 404. The FY 2024-25 Recommended Budget for Fund 404 includes the following:

Project Title	Project Budget FY 2024-25
911 Center Fence & Pavement Improvement	223,829
Ag Department – South County Facility	280,379
Animal Shelter Replace HVAC Units	2,162,174
ARPA Project Contingency	646,029
Behavioral Health East Salinas Center	50,000
New Bradley Library and Resiliency Center	100,000
Carmel Lagoon – Scenic Road Protection Structure Project	60,000
Carmel River Floodplain Restoration and Environmental Enhancement (CRFREE)	14,565,300
ARPA Project Contingency	646,029
Development of County Property – Church and Gabilan Streets	244,229
Health Department – Water Intrusion Project	1,500,713
Jail Housing Addition – Lift Station	5,000
King City Courthouse Parking Lot Repaving	1,747,940
Parks - ARPA Projects	1,694,659
Prop 68 Per Capita Grant	104,317
Seaside Community Benefits Office	1,362,673
Women's Shelter Building Repairs & Kitchen Upgrades	2,457,711
Public Works, Facilities & Parks Fund 404 Total:	27,850,982

FY 2024-25 Capital Budget Summary

911 Center Fence & Pavement Improvement:

Replace current parking lot fencing and add additional fencing around the entire perimeter of the property at 1322 Natividad Rd, Salinas. Relocate the security gate to the parking lot from the lower parking lot to the new main entrance of the property. The building was built in 2004 and a portion of the parking lot has not been repaved or resurfaced since its original construction. It has exceeded its useful life.

Total FY 2024-25 Budget: \$223,829
Est. Project Completion Date: 6/30/2025
Total Project Budget: \$756,120
O&M Impacts: NONE

Ag Department – South County Facility:

Develop Agricultural Commissioner (AC) newly purchased facility to meet AC South County operational needs. The new facilities will consist of approximately 5,000 square feet of offices, a conference room, and supplies and equipment storage. The AC completed the Board approved purchase of the 1011 Broadway Street location in November 2021 for \$1.825 million. This project is ongoing and partially funded. Previously listed in CIP as Project #2017-SC.

Total FY 2024-25 Budget: \$280,379
Est. Project Completion Date: 6/30/2025
Total Project Budget: \$6,269,537
O&M Impacts: NONE

Animal Shelter Replace HVAC Units:

The Animal Services facility at 160 Hitchcock Road is approximately 22 years old. The existing HVAC system is the original equipment and is comprised of seven HVAC units. Five units are over the main building where the customer service area, staff offices, spay and neuter clinic, and animal housing are located. The other two units are over the dog kennel wings. Due to the age of the equipment, the need for repairs has increased significantly over the past few years and the units are quickly reaching a point where they may no longer be repairable. This project will replace the old HVAC system with a new HVAC system to ensure consistent and efficient heating/cooling needs for the animals and people that are in the building.

Total FY 2024-25 Budget: \$2,162,174
Est. Project Completion Date: 6/30/2025
Total Project Budget: \$2,246,754
O&M Impacts: NONE

ARPA Project Contingency:

The American Rescue Plan Act (ARPA) Project Contingencies for County Service Areas (CSA), County Sanitation Districts (CSD) and Parks water and sewer infrastructure projects per the ARPA water and sewer infrastructure allocation plan.

Total FY 2024-25 Budget: \$646,029
Est. Project Completion Date: 12/31/2026
Total Project Budget: \$776,386
O&M Impacts: NONE

Behavioral Health East Salinas Center:

New Construction of an approximately 18,000 square foot, two-story building at 331 Sanborn Street in Salinas. This will have approximately 45 treatment/interview rooms and 16 other related rooms. Behavioral Health programs continue to expand annually. Behavioral Health is short approximately 60 workstations and interview rooms. Currently no Behavioral Health Services are in East Salinas. It is an underserved area that is impacted by lack of a walk-in service location. Project was completed in FY 2023-24; FY 2024-25 budget is for potential warranty work and staff time.

Total FY 2024-25 Budget: \$50,000
Est. Project Completion Date: 6/30/2024
Total Project Budget: \$23,700,000
O&M Impacts: NONE

New Bradley Library and Resiliency Center:

Originally the County Board of Supervisors allocated \$200,000 to investigate the feasibility of acquiring a new site for a replacement Bradley Library. The school is interested in working with the Library to support the creation of a replacement facility which will serve the residents and students of Bradley. Feasibility completed in FY 2022-23. The FY 2023-24 budget was based on preliminary construction estimates conducted during the feasibility stage including, real estate acquisition, design and construction. The FY 2024-25 budget is to continue the property acquisition process. Project previously reported in the CIP as "New Bradley Branch Library Feasibility Study & Future Development."

Total FY 2024-25 Budget: \$100,000
Est. Project Completion Date: 6/30/2025
Total Project Budget: \$5,639,116
O&M Impacts: NONE

Carmel Lagoon – Scenic Road Protection Structure Project:

The Carmel Lagoon Scenic Road Protection Structure (SRPS)/Ecosystem Protective Barrier (EPB) Project is a multi-objective, multiyear, multi-organizational effort to improve natural floodplain function and protect public infrastructure, while maintaining or improving flood risk protection to existing developed areas. The project involves implementing three project components: 1) Ecosystem Protective Barrier; 2) Scenic Road Protection Structure; and 3) Interim Sandbar Management Plan.

Total FY 2024-25 Budget: \$60,000
Est. Project Completion Date: 6/30/2027
Total Project Budget: \$20,531,820
O&M Impacts: TBD

Carmel River Floodplain Restoration and Environmental Enhancement (CRFREE):

The Carmel River Floodplain Restoration and Environmental Enhancement (CRFREE) Project is a comprehensive effort to improve flood control and restore native riparian habitat, floodplain habitat, and hydrologic function to a portion of the

FY 2024-25 Capital Budget Summary

lower floodplain along the Carmel River. Key aspects of the project include: 1) Create notches in the levees along the south bank of the lower Carmel River, 2) Restore the south lower Carmel River floodplain, and 3) Build a causeway under Highway 1, connecting the south lower Carmel River Floodplain with the south arm of the Carmel Lagoon. This project is funded through the following grant programs: Wildlife Conservation Board, National Fish and Wildlife Foundation, Department of Water Resources Flood Corridor, Coaster Flood and Urban Streams grant programs, California State Coastal Conservancy, and FEMA/Cal OES Hazard Mitigation Program.

Total FY 2024-25 Budget: \$14,565,300
Est. Project Completion Date: 6/30/2027
Total Project Budget: \$58,357,462
O&M Impacts: NONE

CSA/CSD – ARPA Projects:

ARPA funds will be utilized for sewer and water infrastructure for various County Service Areas (CSA) and County Sanitation Districts (CSD). Several of the CSA/CSD locations are in disadvantaged communities and over time the ability for these areas to fund the ongoing sewer and water needs has been a challenge. These funds will go to infrastructure repairs in five different CSA/CSD areas including Pajaro, Boronda and San Jerardo CSDs and the Chualar CSA. Many of the aging CSA/CSD water and sewer systems are in urgent need of replacement. Setting aside ARPA funding for water and sewer systems will allow the County to provide drinking water and more reliable sanitation systems and facilities for residents.

Total FY 2024-25 Budget: \$486,265
Est. Project Completion Date: 12/31/2026
Total Project Budget: \$4,100,000
O&M Impacts: NONE

Development of County Property – Church and Gabilan Streets:

This project is located on the former site of the County modulars near the corner of Church and Gabilan in Salinas. The project is to construct a parking structure at the corner of West Gabilan and Church Streets for use by City, County and Court employees and the public. This project would be funded jointly between the City of Salinas and County of Monterey. This project addresses a significant deficit of off-street parking identified in the original EIR for the Government Center campus.

Total FY 2024-25 Budget: \$244,229
Est. Project Completion Date: 6/30/2026
Total Project Budget: \$34,465,170
O&M Impacts: NONE

Health Department – Water Intrusion Project:

The project involves repairs to address ongoing water intrusion issues during heavy rains. The Health Department at 1270 Natividad Road was commissioned in October 2009. This building serves as headquarters to the County of Monterey

Health Department and houses over 200 county employees. On December 2, 2019, heavy rains penetrated through the stucco walls into the interior. This caused major displacement of staff and an emergency response to dehumidify the building in several areas to improve health and safety.

Total FY 2024-25 Budget: \$1,500,713
Est. Project Completion Date: 6/30/2025
Total Project Budget: \$5,118,401
O&M Impacts: NONE

Jail Housing Addition – Lift Station:

This project includes the installation of a backup system or bypass to the Jail Housing Addition lift station, pending the final architect design recommendations. Prior to the Jail Housing Addition project, there was a bypass sewer line connecting the Jail to the NMC sewer system. This connection delayed sewer system backup and gave Facilities time to resolve issues or begin backup pumping. The original construction plans for the Jail Housing Addition capped this connection to NMC, effectively increasing the potential risk of sewage backup into the Jail if the lift station fails. The increase in inmate population because of the Jail Housing Addition will also impact the rate at which the system could potentially overflow.

Total FY 2024-25 Budget: \$5,000
Est. Project Completion Date: 6/30/2025
Total Project Budget: \$800,000
O&M Impacts: NONE

King City Courthouse Parking Lot Repaving:

Repave and restripe entire parking lot at the King City Courthouse, 250 Franciscan Way, King City. Currently the Sheriff's Office, District Attorney, and Courts occupy the building. The DA provides services to the public Monday through Friday 8 am to 5 pm. An additional \$150,000 "Other" costs placeholder has been added to the project to cover potential EV charging stations at the parking lot.

Total FY 2024-25 Budget: \$1,747,940
Est. Project Completion Date: 6/30/2025
Total Project Budget: \$1,927,940
O&M Impacts: NONE

Parks - ARPA Projects:

This project designates a portion of the County ARPA funding to water and sewer system improvement projects in the County parks system (Toro, Royal Oaks, Manzanita, Jacks Peak, Lake San Antonio, and Lake Nacimiento). Funds are distributed between the parks based on initial project cost estimates. Many of the existing systems are well beyond useful life and experience regular breakdowns. ARPA funding for County Park water and sewer systems allows the County to provide drinking water and more reliable sanitation systems and facilities for park visitors.

Total FY 2024-25 Budget: \$1,694,659
Est. Project Completion Date: 12/31/2026

FY 2024-25 Capital Budget Summary

Total Project Budget: \$7,656,221
O&M Impacts: TBD

Prop 68 Per Capita Grant:

This project implements various repair and improvement projects in County Parks, including repairs to the Toro Park Buckeye BBQ structure, bathroom roof replacement at Jacks Park, and campsite improvements and removal of unusable modular units at Lake San Antonio and Lake Nacimiento. The County will receive \$631,430 from California Proposition 68, which authorized \$4 billion in general obligation bonds to finance drought, water, parks, climate, coastal protection, and outdoor access for all programs. The County required local match is \$157,858, for a total project budget of \$789,288.

Total FY 2024-25 Budget: \$104,317
Est. Project Completion Date: 6/30/2025
Total Project Budget: \$789,288
O&M Impacts: NONE

Seaside Community Benefits Office:

This project is to program and design a new facility for the DSS Community Benefits Branch (CB). The location would also serve as a multi-service facility with space for other DSS programs, Library and community partner functions, offering the community a true one-stop experience. Programming is underway to determine feasibility and potential costs for this project.

Total FY 2024-25 Budget: \$1,362,673
Est. Project Completion Date: 6/30/2028
Total Project Budget: \$112,362,324
O&M Impacts: NONE

Women's Shelter Building Repairs & Kitchen Upgrades:

This approximately 5,520 square foot facility provides housing for Monterey County women and children domestic violence and homeless situations. The project would address several repair and renovation needs including replacing worn out stovetop burners and kitchen sinks/cabinetry, and upgrading cold storage with two additional commercial refrigerators for clients of the shelter to store food. Other work includes electrical panel upgrades; water heater and furnace replacement; fire alarm upgrades; upgrade restroom partition stalls, sinks, showers, and water damage repair; replace old, cracked flooring throughout building; repair/upgrade HVAC system; seal and repaint cracks in stucco; new landscaping in backyard to provide children an outside play area; landscaping; resurface and stripe parking lot.

Total FY 2024-25 Budget: \$2,457,711
Est. Project Completion Date: 6/30/2025
Total Project Budget: \$3,276,948
O&M Impacts: NONE

Fund 453: Laguna Seca

Project Title	Project Budget FY 2024-25
Laguna Seca Clean Water - ARPA	76,484
Laguna Seca Wastewater - ARPA	913,191
Fund 453 Total:	989,675

Laguna Seca Clean Water – ARPA:

Design and implement a water filtration system for the domestic water well at Laguna Seca Recreation Area (LSRA) and upgrade the drinking water distribution system to meet current regulations. Significant upgrades are required by regulators to the drinking water distribution system at LSRA. Upgrades including backflow prevention, storage system automation, and cross connection prevention are needed. This system feeds the entire facility. Failure or significant restrictions to the water distribution system and/or supply can potentially shut down the racetrack and park facilities. The project is required by the County of Monterey Environmental Health Bureau to comply with federally mandated arsenic levels.

Total FY 2024-25 Budget: \$76,483
Est. Project Completion Date: 12/31/2026
Total Project Budget: \$1,870,000
O&M Impacts: TBD

Laguna Seca Wastewater - ARPA:

The project requires a comprehensive inventory and evaluation of seven existing independent sanitary sewer systems with the goal of developing a single system (on-site sewage treatment plant). The existing systems were developed at different times over the years and have varying capacities and related concerns. It would not be financially feasible to address each system individually.

Total FY 2024-25 Budget: \$913,191
Est. Project Completion Date: 12/31/2026
Total Project Budget: \$1,585,000

Fund 404:

Information Technology Capital Projects

FY 2024-25 Recommended Budget for Fund 404 Information Technology Department includes the following:

Project Title	Project Budget FY 2024-25
ITD Data Center System End of Life Replacement	600,000
County-wide Network End of Life Replacement	500,000
Zoom Softphone Deployment	100,000
Radio Site Power and HVAC Improvement and Standardization	500,000
ITD Fund 404 Total:	1,700,000

FY 2024-25 Capital Budget Summary

ITD Data Center System End of Life Replacement:

The ITD Data Center System End of Life Replacement project replaces critical end of life, unusable equipment, and creates a secure and highly available computing environment for County’s critical IT infrastructure. Project scope includes upgrading virtual systems hosts, storage area network with fiber channel switches, backup solution media agent servers and Microsoft operating systems which will be approaching end of life within one to two years.

Total FY 2024-25 Budget: \$600,000
Est. Project Completion Date: 6/30/2025
Total Project Budget: \$1,150,000

County-wide Network End of Life Replacement:

Countywide Network End of Life Replacement project replaces critical end of life, unusable network equipment, and creates a secure and highly available County network for County’s critical IT infrastructure. Project scope includes upgrading all switches and routers which will be approaching end of life by April 2027. All Cisco 3650 switches will be at end of support and end of life by October 2026 with an estimated cost of \$3.7 million. Cisco 3850 switches will be end of support by April 2027 with an estimated cost of \$1.4 million.

Total FY 2024-25 Budget: \$500,000
Est. Project Completion Date: 6/30/2029
Total Project Budget: \$5,500,000

Zoom Softphone Deployment:

This project will introduce Softphones, or software-based phone systems that offer internet calling with other additional features, for County users. This technology will eventually replace traditional phone solutions to provide improved efficiency and experiences for the public and staff, as well as a reduction in hardware requiring maintenance.

Total FY 2024-25 Budget: \$100,000
Est. Project Completion Date: 6/30/2025
Total Project Budget: \$200,000

Radio Site Power and HVAC Improvement and Standardization:

The County is responsible for NGEN radio site maintenance. This project will introduce standard and scalable power and HVAC systems at each NGEN radio site which allows for improved radio communication for first responders. The solution will allow better radio site management and reduce the complexity of managing various types of obsolete systems.

Total FY 2024-25 Budget: \$500,000
Est. Project Completion Date: 6/30/2025
Total Project Budget: \$500,000

Fund 404:

Natividad Medical Center Capital Projects

FY 2024-25 Recommended Budget for Fund 451 Natividad Medical Center includes the following:

Project Title	Project Budget FY 2024-25
Laboratory Remodel	573,479
Refresh of Med Surg and ICU	500,000
Salinas - Elevator Upgrades	400,000
Fire Alarm Command Center Bld. 580	700,000
Salinas - Elevator Upgrades	400,000
Building 800 Demo/ New Storage Building	4,000,000
Information and Security Compliance	75,000
Furniture for Patient Areas & Ergo Equipment	400,000
General IT Equipment Replacement	747,850
IT Cabling	25,000
E-Forms / Signatures Software	100,000
Patient Queuing System	125,000
Asset Management Tracking System	100,000
Contracts Management System	150,000
JOC Facilities Project	640,000
Workstations on Wheels	100,000
Network Systems Upgrade	395,000
Fund 451 Total:	9,431,329

Laboratory Remodel (Phlebotomy):

The Laboratory is where specimens are collected and tested to obtain information about the health of a patient as it pertains to the diagnosis, treatment, and prevention of disease. The phlebotomy area needs to be renovated to improve esthetics for better patient comfort during patient procedures. The blood bank needs additional space for specimen processing. Staff is working with new leadership in the laboratory to develop a better floorplan to increase productivity and workflow.

Total FY 2024-25 Budget: \$573,479
Est. Project Completion Date: 6/30/2025
Total Project Budget: \$573,479

Natividad Refresh of Med Surg and ICU:

This project includes a comprehensive remodel of the Medical/Surgical Unit and ICU. This project will allow for new paint, flooring, tile in the bathrooms, and casework improvements in the patient rooms. The area has not been modernized since it was constructed in 1999. This project will involve several smaller projects aimed at the same goal of refurbishing specific areas primarily focused on furniture replacement (patient, visitor, and staff areas) and refurbishing collectively other areas considered small projects. This is estimated to be a three-year project.

Total FY 2024-25 Budget: \$500,000
Est. Project Completion Date: 6/30/2026
Total Project Budget: \$1,499,800

FY 2024-25 Capital Budget Summary

Salinas - Exterior Paint Water seal:

This project includes caulking and repainting of the buildings on NMC's campus as well as sealing of windows. The hospital buildings have never been waterproofed. We are starting to see surface cracks which can lead to significant potential building issues over time, such as mold and insect infestation.

Total FY 2024-25 Budget: \$700,000
Est. Project Completion Date: 6/30/2026
Total Project Budget: \$1,115,000

Fire Alarm Command Center Bld. 580:

Fire Alarm will need to be replaced in near future. It was identified on Kitchell report as at end-of-life and inherent problems were starting to see with a 20 year old system: Electronic glitches that will trigger an alarm, but can't find record of why, devices are becoming harder to find so when a duct detector fails, it is sometime weeks before another one can be located.

Total FY 2024-25 Budget: \$700,000
Est. Project Completion Date: 6/30/2025
Total Project Budget: \$700,000

Salinas - Elevator Upgrades:

The current elevators require upgrades to function effectively while transporting patients and families. There are 9 elevators in operation, all of which are outdated and frequently malfunction.

Total FY 2024-25 Budget: \$400,000
Est. Project Completion Date: 6/30/2028
Total Project Budget: \$1,912,000

Natividad Building 800 Demo/ New Storage Building:

The current building was used as a central Plant and Laundry facilities for the old Monterey County Hospital, which has since been decommissioned. The project consists of demolition of the existing building and construction of a new single story pre-engineered metal building of approximately 15,400 square feet (SF). Approximately 11,000 SF would be utilized for storage items and 4,400 SF would be used for office area. A feasibility study has been received and it is estimated that the project would cost \$6,800,000 in which \$800,000 would be used for demolition of the old building.

Total FY 2024-25 Budget: \$4,000,000
Est. Project Completion Date: 6/30/2026
Total Project Budget: \$6,800,000

Information and Security Compliance:

The project, through the purchase of software and other tools, reduces the potential impacts of unmanaged IT on system availability. These enhancements result in better delivery of patient care, financial sustainability, and improved hospital reputation. Ongoing investments in Information Security are needed to maintain our level of system and data protection, and to keep technology up to date to address new emerging threats. This is a HIPAA mandated compliance requirement and allows us to exercise healthcare best practice standards.

Total FY 2024-25 Budget: \$75,000

Est. Project Completion Date: 6/30/2028

Total Project Budget: \$625,000

Furniture for Patient Areas & Ergo Equipment:

This is a year after year fund to improve equipment and furniture within the hospital. As furniture and equipment comes to end of life the reliability declines rapidly. This project provides replacement furniture and equipment as needed.

Total FY 2024-25 Budget: \$400,000
Est. Project Completion Date: 6/30/2029
Total Project Budget: \$2,400,000

General IT Equipment Replacement:

Employees need to have proper equipment to do their jobs. Non-working equipment can affect patient care, efficiency, and sustainability. Equipment needs to be replaced in a planned and orderly manner. This project is to replace and update all end-of-life equipment across Natividad Medical Center. This includes items such as computers, laptops, printers, scanners, etc.

Total FY 2024-25 Budget: \$747,850
Est. Project Completion Date: 6/30/2029
Total Project Budget: \$2,995,700

IT Cabling:

Low-voltage IT cabling is needed to support various hospital capital improvement projects. The wiring is a operational requirement to connect and network computers, phones, systems and sensors.

Total FY 2024-25 Budget: \$25,000
Est. Project Completion Date: 6/30/2028
Total Project Budget: \$325,000

E-Forms / Signatures Software:

This project is to purchase software, systems, and services needed to transition the hospital to digitized forms and signatures. Electronic forms and signatures will optimize routine processes such as patient registration, improve patient satisfaction, and reduce reliance on paper and consumables. Forms are an important component of a patient's records, and proper storage and handling reduce hospital compliance complications. The majority of NMC's forms are paper based.

Total FY 2024-25 Budget: \$100,000
Est. Project Completion Date: 6/30/2028
Total Project Budget: \$250,000

Patient Queuing System:

Patient queues are prevalent in healthcare and wait time is one measure of access to care. An electronic queue management system will help the hospital's clinics and ancillary services safely and efficiently manage patient flow through real-time dashboards and business intelligence capabilities.

Total FY 2024-25 Budget: \$125,000
Est. Project Completion Date: 6/30/2028
Total Project Budget: \$275,000

FY 2024-25 Capital Budget Summary

Asset Management Tracking System:

Currently there is no mechanism in house to track or located rented and purchased medical equipment. This project would implement a new asset management system to track all assets at NMC.

Total FY 2024-25 Budget: \$100,000
Est. Project Completion Date: 6/30/2025
Total Project Budget: \$100,000

Contracts Management System:

This project is an upgrade to our home-made contracts tracking spreadsheet into a more robust contracts management system with reporting capabilities, templates and possibly an electronic RFP module. The system will likely be a WEB based system, instead of a system hosted in house.

Total FY 2024-25 Budget: \$150,000
Est. Project Completion Date: 6/30/2025
Total Project Budget: \$150,000

JOC Facilities Project:

This project is a combination of various repair projects under \$100,000. Projects including EV charging, ADA sidewalks and stair door replacements, campus wide chemistry sample automation, morgue lifts, walk off mats, and others.

Total FY 2024-25 Budget: \$640,000
Est. Project Completion Date: 6/30/2029
Total Project Budget: \$4,390,000

Workstations on Wheels:

Current versions of Workstation on Wheels (WOWs) are outdated and no longer supported by vendor. WOWs are required for patient documentation and patient medical record access in patient care areas. They streamline the workflow processes at Natividad, maintain compliance with mandates for electronic health record-keeping, promote more time for patient engagement, reduce the spread of bacterial infection, and provide optimal utilization of hospital infrastructure. WOWs have also support telemedicine programs implemented for COVID.

Total FY 2024-25 Budget: \$100,000
Est. Project Completion Date: 6/30/2028
Total Project Budget: \$1,200,000

Network Systems Upgrade:

Upgrades to Natividad network systems.

Total FY 2024-25 Budget: \$395,000
Est. Project Completion Date: 6/30/2025
Total Project Budget: \$395,000



This page intentionally left blank.

Debt Management Policy

Section 1 – Introduction

The purpose of the County of Monterey (the "County") Debt Management Policy (the "Policy") is to ensure sound and uniform practices for issuing and managing debt. The County recognizes that it may need to enter into debt obligations to finance projects and to meet fiscal responsibilities. Accordingly, this Debt Management Policy confirms the commitment of the Board of Supervisors (the "Board"), staff, advisors and other decision makers to adhere to sound financial management practices.

The County's Comprehensive Annual Financial Report lists a number of legally separate organizations ("component units") for which the Board is financially accountable. This Policy informs the actions of these component units to ensure a uniform approach to the issuance of debt.

The procedures set forth herein shall be followed in connection with all proposed offerings of bonds, notes, or other debt instrument financings authorized by the County, and any other entity for which the Board, or other County agency, is the governing body. The Board adopted a Public Financing Policy ("Debt Management Policy") on May 19, 1998 which incorporated as an addendum the Mello-Roos Community Facilities District Financing Policy, previously adopted by the board on March 25, 1991. Revising resolutions were approved: on October 8, 2002 to address statutory changes and to more appropriately provide financial protection to the County for issuance of Mello-Roos debt; August 16, 2005 to add Certificates of Participation to General Obligation Bonds for purposes of calculating debt ceilings; on July 11, 2006 to establish the Capital Improvement Plan and Committee, and on April 21, 2008 to further amend policies, and on February 14, 2012 to delete reference to the Debt Advisory Committee (DAC). Those amendments and original policy are modified and restated herein. This revised policy as of July 25, 2017 ensures the County's compliance with requirements pursuant to California Senate Bill 1029, which amended Section 8855 of the California Government Code and became effective in January 2017. Such requirements pertain to how the policy's goals relate to the County's planning goals, capital improvement program, and overall objectives. The updated policy herein also contains new language to ensure the County's ongoing diligence with respect to financial disclosure, monitoring, and recordkeeping.

The proper utilization of debt is a major financing tool of the County – supplementing and/or leveraging other sources of financing such as allowed taxation, fees for services, fines and grants. Costs versus benefits/risks of

borrowing will be a major consideration when evaluating each proposed use of debt as a source of financing specific county needs.

Debt is utilized by the County to address County-wide business needs and Board of Supervisor goals and objectives, and when it is determined to be the most prudent and cost-effective method for meeting general or specific needs and service requirements. Debt proposals must be closely coordinated with the county's capital and operating budget processes and must consider the impact of the proposed debt issue on the county's credit rating and total debt burden, as well as long-term goals, objectives and financial forecasts. Repayment of borrowed funds is of paramount concern to the County. Proper structuring and continued management of county debt is critical.

1.1 Policy Objectives

The Policy objectives are as follows:

- Establish a systematic and prudent approach to debt issuance and debt management.
- Ensure access to debt capital markets and direct purchase investors (private placement providers) through prudent and flexible policies.
- Define specific limits or acceptable ranges for general fund supported debt and pension obligation debt.

1.2 Scope

This Policy governs the issuance and management of all debt and lease financing activity by County entities and component units. The debt policies and practices of the County are subject to and limited by applicable provisions of state and federal law and to prudent debt management principles.

The County uses financing techniques prescribed under existing law for projects that require financing beyond the current fiscal year. These techniques can include, but are not limited to, certificates of participation, lease-back arrangements, and revenue and assessment bonds.

Section 2 – Debt Advisory Committee

The Debt Advisory Committee (DAC) shall be reestablished, consisting of the Auditor-Controller, Treasurer-Tax Collector, and County Administrative Officer, or their designees, for the purpose of reviewing and advising the Budget Committee, Capital Improvements Committee, and the Board regarding proposed and existing debt issues in which the Monterey, or other entity for which the Board is the governing body, has complete or limited obligation for debt repayment. Such debt issues include, but are not

limited to General Obligation Bonds, Revenue Bonds, Certificates of Participation (COPs), Tax Allocation Bonds, Special Assessment Bonds, Revenue Securitizations, Judgment Obligation Bonds, Conduit Debt, Mark-Roos and Mello-Roos financings, Tax and Revenue Anticipation Notes (TRANS), and other short term financings. The DAC may utilize the services of an independent municipal advisor when analyzing the proposed financing.

The Auditor-Controller or his or her alternate will chair the DAC. The Treasurer-Tax Collector or his or her alternate will act as the vice chair. The chair shall be responsible for providing the functions of a recording secretary if the DAC deems such services to be necessary.

2.1 DAC Responsibilities

The DAC shall meet to consider County public financing proposals, refunding opportunities, or other debt management issues. A Debt Action Request (DAR) will be presented to the DAC by the County Administrative Office summarizing the action(s) requested (i.e., proposed financings, refunding opportunities, material events disclosure requirements, arbitrage issues, recommendations, policy, and other matters), all pertinent information surrounding the request, analysis, findings, and justification for a recommended course of action.

The DAC will consider and discuss the DAR and any additional relevant information required to make an informed decision. This may include seeking input and analysis from other internal and/or external resources, as deemed appropriate. The DAC will approve, modify, or deny the DAR, as determined by the DAC to be in the best interests of the County. If the DAC approves or modifies the DAR, the County Administrative Office will be responsible for implementation of requested action(s). If the DAC advises denial of the request, a written explanation of the Committee's reasoning will be provided to the requesting agency, committee, or department by the County Administrative Office within 10 days of the meeting, or as determined to be an appropriate and reasonable timeframe based on the requesting entity and purpose of the request.

For each individual issue, the DAC will analyze the current market conditions, benefits to be derived from the financing, potential risks, debt service burdens, revenue streams, sector expertise, cost of issuance, statutory restraints, current and projected market conditions, and other factors to determine debt structure, the method of sale, the financing team composition, term, use of credit enhancement, and method of awarding contracts.

Section 3 – Issuance of Approval Process

The approved Monterey County Capital Improvement Plan (CIP) and other Board approved or referred projects are the primary foundation for debt financing consideration for County serviceable debt. Debt proposals may originate from the Board, the Budget Committee, the issuing agency, and/or the recommending department. Debt for projects not eligible as a CIP project (non-recurring, less than \$100,000, and/or useful life of less than five years) may be recommended by the agency or department proposing such issuance. A department, agency, or committee proposing a debt issue will submit a written report (in Board report format) to the County Administrative Officer, or designee, fully describing the proposed project, which specifically addresses the following:

- Purpose and feasibility of the proposed project.
- Public benefit derived from the project.
- Available project financing sources and alternatives (grants, etc.).
- Estimated total costs of the project (excluding cost of financing).
- Estimated timeline for completion of the project.
- Estimated additional ongoing operational costs resulting from the project.
- Appropriate revenue streams available for debt service.
- Proposed collateral to be pledged.
- Estimated total General Fund impact from debt service requirements and changed operational costs.

A DAR will be presented by the County Administrative Officer, or designee, for DAC review. DAC's review, findings, and recommendations will be presented to the Budget Committee for consideration and, if appropriate, referral for full Board consideration for approval to engage the financing team of external finance professionals. The County Administrative Office will be responsible for presentation, in coordination with the proposing department, agency, or committee.

3.1 Standards of Debt Financing

The County will minimize the level of direct debt by incurring debt only in those cases where public policy, public interest and/or economic efficiency favor debt over

cash financing or grant funding. In addition, the County shall use self-supporting (debt-service neutral or better) debt when possible.

The County in most cases will issue debt to finance capital projects. Other possible reasons to issue debt include (but are not limited to) refinancing unfunded pension liabilities, allowing the County to cover periods of temporary cash shortfalls, refinancing bonds, and paying obligations imposed by law. Except to alleviate cash-flow timing issues within a fiscal year, the County will avoid using debt to finance reoccurring operating expenses. All debt issuance will fall within the limits permitted by the California Constitution and state law.

Section 4 – General Debt Policies

4.1 Purpose of Debt

There are two basic types of debt: new money financings and refunding financings.

4.1.1 New Money Financings

The County may issue long-term debt to generate funding for capital projects. Short-term debt may be issued to generate funding for cash flow needs.

4.1.2 Refunding Financings

Refunding bonds are issued to retire all or a portion of an outstanding bond issue or other debt. Such bonds can be used to achieve present value savings on debt service, to modify interest rate risk, or to restructure the payment schedule, type of debt instrument used, or covenants of existing debt. The County must analyze each refunding bond on a present value basis to evaluate the economic effects. Policies on the administration of refunding bonds are detailed in Section 4.13 “Debt Refunding.”

4.2 Use of Debt

Debt should be used when it is in the best overall interest of the County, including appropriate short-term borrowings and financing of certain assets with substantial useful and economic lives. The term of the debt must not exceed the useful life of the financed asset and, ideally, it should match or have a duration of less than the useful life of the asset.

Debt may be issued to finance needed equipment, facilities or infrastructure identified by the Capital Improvement Committee or adopted County Budget.

Debt may be issued to fund short-term operating and/or cash flow needs of the County, but must be repaid within 13 months from date of issuance. Debt may be issued for

refunding existing debt when a reasonable overall net savings can be realized.

4.3 Legal Limitations

All debt issued by the County shall be in compliance with all pertinent State and federal statutes and in compliance with all regulations promulgated by agencies that maintain jurisdiction over debt issuance. All debt issues by the County shall conform to the provisions of this policy, unless waived by the Board. The Board, by resolution dated August 16, 2005, extended the General Obligation bond debt ceiling of 1.25% of countywide assessed value to include COPs financings.

4.4 Bond Proceeds

The use of proceeds from long-term financings will be limited to the uses authorized by law and allowed by the provisions of the particular debt issue. Generally, these limitations will allow for paying costs of planning, design, land, construction or acquisition of buildings, permanent structures, attached fixtures and/or equipment, movable furniture and equipment, and the costs of planning and issuing the debt.

The uses of short term financing will include funding the County’s cash flow deficit in anticipation of tax and revenue receipts.

Proceeds of debt will be held either (a) by a third-party trustee, which will disburse such proceeds to the issuer upon the submission of one or more written requisitions, or (b) by the issuer, to be held and accounted for in a separate fund or account, the expenditure of which will be carefully documented by the County.

4.5 Avoiding Negative Impact on General Fund

Expenditures and investment transactions related to borrowings for funds other than the County’s General Fund shall be structured to eliminate, to the maximum extent possible, direct and or indirect negative impacts on the General Fund. Interim funding for project expenditures shall be established and financed from proceeds of borrowings (or other appropriate sources) to avoid delays in draw-downs or reimbursements which would have the effect of reducing General Fund interest earnings.

4.6 Debt Issue Size

The amount of any financing should be held to a minimum, taking into consideration any available existing funds to partially finance project costs. Reasonable revenue coverage will be required for all issues. Bond reserve funds and capitalized interest should generally be minimized or



This page intentionally left blank.

Annual Work Program for Road Fund

California Code of Regulations Section 994 - Road Construction and Maintenance Activity, and Streets and Highways Code, Chapter 2, Article 4 require that a Road Fund Budget be submitted to the Board of Supervisors in the form and manner prescribed by the State Controller at the same time as other county departments submit their recommended budgets. In accordance with CCC Section 994, the below tables contains the Public Works Annual Work Program for the Road Fund (Fund 002, Units 8558) for Fiscal Year 2024-25.

PROJECT NO.	ACTIVITY/PROJECT	Unit 8558 Road & Bridge
ADMINISTRATION, GENERAL ENGINEERING, AND EQUIPMENT		
0400	Public Works - Maintenance Administration	994,231
0500	Public Works - Roads Administration	3,010,522
0700	General Engineering, Traffic Engineering	1,842,846
9000	Vehicle & Equipment Acquisition	2,000,000
Total	Total Administration, General Engineering and Equipment	7,847,599
NON-ROAD REIMBURSABLE WORK		
8100	County Service Area Support	25,236
8300	County Sanitation District Support	131,772
8652	Litter Control	284,983
8655	Adopt a Roadway Program (Litter)	1,362
8734	Carmel Lagoon Sandbar management and Flood Prevention	175,000
PWOOTH	Public Works-Support to other units	825,883
Total	Total Non-Road Reimbursable Work	1,444,236
ROAD & BRIDGE MAINTENANCE		
4000	Local Road Rehabilitation Program	4,604,210
5000	Traffic Signals	287,157
5003	Engineering related to Bridge Maintenance	69,469
5100	Road Maintenance District 1 - San Miguel	1,563,591
5200	Road Maintenance District 2 - Monterey	5,358,750
5300	Road Maintenance District 3 - Greenfield	2,046,664
5400	Road Maintenance District 4 - San Ardo	1,814,627
5500	Pavement Management Seal Coat	2,000,000
5600	Bridge Maintenance	1,644,038
5800	Maintenance - Traffic	1,786,350
7000	Emergency Storm Event	2,663,345
3044	Operational Contingencies/Strategic Reserve	3,500,000
Total	Total Maintenance	27,338,201
ROAD CONSTRUCTION PROJECTS		
1146	Laureles Grade Rd/Carmel Valley Rd Roundabout <i>Initiate Construction Phase of project.</i>	2,612,430
1155	Elkhorn Road Rehab <i>Initiate Construction Phase of project.</i>	7,400,000
1159	Old Stage Road Rehab Alisal Road to Iverson Road <i>Continue Preliminary Design Phases of project.</i>	300,000
1172	Hunter Lane Reconstruction <i>Complete Construction Phase of project.</i>	6,971,006
1175	Salinas and Pajaro Road <i>Complete Construction Phase of project.</i>	739,581
1176	Prunedale Roundabout	84,500

Annual Work Program for Road Fund

California Code of Regulations Section 994 - Road Construction and Maintenance Activity, and Streets and Highways Code, Chapter 2, Article 4 require that a Road Fund Budget be submitted to the Board of Supervisors in the form and manner prescribed by the State Controller at the same time as other county departments submit their recommended budgets. In accordance with CCC Section 994, the below tables contains the Public Works Annual Work Program for the Road Fund (Fund 002, Units 8558) for Fiscal Year 2024-25.

PROJECT NO.	ACTIVITY/PROJECT	Unit 8558 Road & Bridge
	<i>Continue Preliminary Design phase of project.</i>	
1177	Chualar Safe Route to School <i>Continue Preliminary Design phase of project.</i>	1,214,844
1178	San Ardo Safe Route to School <i>Continue Preliminary Design phase of project.</i>	876,500
1179	Castroville Safe Route to School <i>Continue Preliminary Design phase of project.</i>	1,159,250
1577	Alisal Road Rehab. (Salinas to Hartnell Rd) <i>Continue Construction phase of project.</i>	2,400,000
2202	Nacimiento Lake Drive Bridge #449 <i>Complete Construction Phase of project.</i>	294,184
3600	Davis Road Bridge #208 and Four Lane Road <i>Complete Right of Way Phase of project.</i>	324,270
3851	Robinson Canyon Road Bridge Scour Repair <i>Complete Construction Phase of project.</i>	2,124,050
3853	Gonzales River Road Bridge Superstructure Replacement <i>Continue Preliminary Design phase of project.</i>	1,116,722
3854	Hartnell Road Bridge Replacement <i>Complete Construction Phase of project.</i>	2,689,895
3856	Countywide Striping Phase III <i>Continue Construction phase of project.</i>	600,000
3857	Monte Road Bridge 135-Paint Steel Girders <i>Continue Preliminary Design phase of project.</i>	145,851
3860	Chualar Canyon Road Four Bridge Replacement <i>Continue Preliminary Design phase of project.</i>	185,000
621095C	Viejo Road Slope Repair <i>Complete Design Phase and initiate Construction Phase.</i>	787,346
PW2020-6	Carmel Valley Rd Overlay (Carmel Rancho Blvd to Via Petra Rd) <i>Initiate Preliminary Design phase of project.</i>	800,000
PW2022-5	Reservation Road Overlay (Davis Rd to SR-68) <i>Continue Preliminary Design phase of project.</i>	923,000
5101	Community Road Maintenance Program <i>Continue Construction Phase</i>	1,526,978
115300	Guardrail Repair Program <i>Initiate Preliminary Design phase of project.</i>	550,000
1163	Vegetation Removal Yearly <i>Complete vegetation and removal</i>	150,000
5900	NPDES Street Sweeping <i>National Pollution Discharge Elimination System that is required by the State of California to keep roadways clean of debris</i>	180,000
8667	Las Lomas Drive Bike and Pedestrian <i>Initiate Construction Phase of project.</i>	2,887,366
8875	Proactive Drainage Maintenance & Flood Prevention	1,000,000

California Code of Regulations Section 994 - Road Construction and Maintenance Activity, and Streets and Highways Code, Chapter 2, Article 4 require that a Road Fund Budget be submitted to the Board of Supervisors in the form and manner prescribed by the State Controller at the same time as other county departments submit their recommended budgets. In accordance with CCC Section 994, the below tables contains the Public Works Annual Work Program for the Road Fund (Fund 002, Units 8558) for Fiscal Year 2024-25.

PROJECT NO.	ACTIVITY/PROJECT	Unit 8558 Road & Bridge
	<i>Proactively permitting and completing necessary maintenance work along flood prone drainage areas</i>	
PW2024-11	Community Street Repair (Various Locations) <i>Initiate Design and Construction Phases of project.</i>	1,400,000
	Total Road Projects	41,442,773
Total FY 2024-25 Work Program, Road Fund - Fund 002		78,072,808

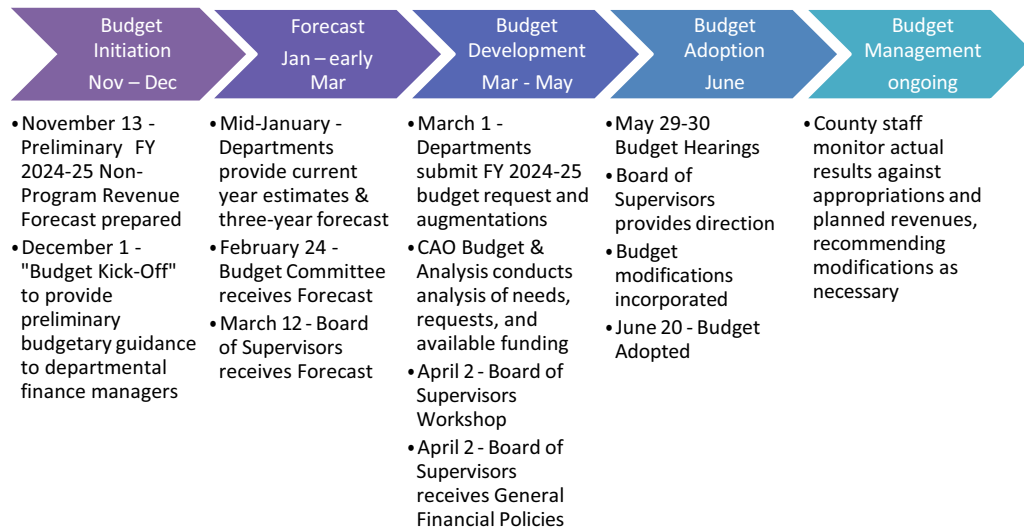


This page intentionally left blank.

Budget Development Process

The County’s annual budget development process consists of five stages: 1) Budget Initiation; 2) Forecast; 3) Budget Development; 4) Budget Adoption; and 5) Budget Management. Departments began their financial planning at mid-year, with development of a detailed financial forecast. Departments use the financial forecast to estimate future levels of services that can be afforded with their program revenue and general fund contributions (GFC). General fund contributions are “non-departmental” monies allocated at the discretion of the Board to supplement a department’s program-specific revenues (federal or State allotments, service charges, etc.). The majority of departments rely on GFC at some level to provide services and use their forecasts to plan capacity for funding future years’ services. The County Administrative Office (CAO) presented details of the forecast to the Board at its March 12, 2024 meeting.

Following the forecast, departments submitted their requested budgets for the next fiscal year. These requests included two parts: baseline spending plans and augmentation requests. Baseline requests represent departments’ proposed plan for carrying out operations for next fiscal year within the constraints of its expected revenue and GFC. The CAO reviewed and prioritized requests based on the substantiation of benefits, alignment with Board priorities, and opportunities for leveraging existing or new resources. The CAO held workshops with Department Heads and the Board to communicate fiscal challenges shaping next year’s budget. The CAO then incorporated direction from the Board and built a comprehensive, rational, and balanced spending plan for the coming year. This plan will be presented to the Board at the annual Budget Hearings on May 29 and 30 2024, with adoption on June 20. Detailed budget development dates can be found in the County’s Budget and Reporting Development Schedule.





This page intentionally left blank.

Budget Reporting and Development Schedule

Updated: 11/30/2023

Budget Development Schedule FY 2024-25

PLEASE NOTE: This schedule is subject to change.

	Date	Task/Issue	Lead
SEPTEMBER 2023	18	CAO-Budget & Analysis initiates review of FY 2023-24 year-end results for preparation of Budget End of Year Report (BEYR).	CAO B&A
	19	CAO-Budget & Analysis distribute the FY 2024-25 Budget Development Schedule to all departments (SharePoint).	CAO B&A
	19	CAO-Budget & Analysis distribute the FY 2024-25 Request for Change to Organization Structure form (SharePoint).	CAO B&A
	22	Information Technology and customer departments begin discussions for FY 2023-24 technology and telecom service needs and related charges.	ITD
	27	Budget Committee Meeting - (1:00 p.m. - Monterey Room)	CAO B&A
	29	Deadline: Departments submit narratives for BEYR. *	CAO B&A
OCTOBER	16	Deadline: HR & Payroll to provide MOU details for approved changes (if any) e.g. pay differentials, salary increases, etc.	Central HR/Payroll
	16	Charging departments (ERP, Fleet, Mail Svcs., Facilities, Risk, Benefits, Health, etc.) begin review of FY 2023-24 year-end and FY 2024-25 services/costs, including Indirect Costs (COWCAP).	ITD, PFWP, ACO ERP, Gen'l Acctg.
	25	Budget Committee Meeting - (1:00 p.m. - Monterey Room)	CAO B&A
	25	Review of HRM report, MC-HRM-POSN-0039 Authorized Position, correction/cleanup as needed to match authorized position with employee and FTE counts; match BOS Adopted/Current Year BOS approved position updates.	HR & Finance - All Depts
	27	Deadline: Departments submit FY 2024-25 Request for Change to Organization Structure form(s) to CAO Analysts.	Requesting Depts
	27	Deadline: Risk Mgmt. distributes FY 2023-24 (update) & FY 2024-25 cost allocations/assumptions for Gen'l Liab., Work Comp, Other Insurance (for PB programming & Three-Year Forecast).	Risk Mgmt
NOVEMBER	27	Deadline: HR-Benefits distributes FY 2023-24 (update) & FY 2024-25 cost allocation changes/assumptions for PERS retirement, OPEB, Med/Dental, etc. (for PB programming & Three-Year Forecast).	Central HR - Benefits
	27	Deadline: Health distributes FY 2024-25 Wellness Program cost changes/assumptions for non-general fund budget units.	Health - Wellness
	13	CAO-Budget & Analysis prepares preliminary FY 2024-25 Non-Program Revenues Forecast.	CAO B&A
	13	Confirmation of PB security assignment by all departments.	CAO B&A & ACO ERP
	17	CAO-Budget & Analysis publishes approved FY 2024-25 Request to Change to Organization Structure (SharePoint).	CAO B&A
	22	Review of HRM report, MC-HRM-POSN-0039 Authorized Positions, correction/cleanup as needed to match authorized position with employee and FTE counts; match BOS Adopted/Current Year BOS approved position updates.	HR & Finance - All Depts
DECEMBER	22	Departments submit and review new & reallocated positions in HRM before 1st HRM to PB Load.	HR & Finance - All Depts
	29	Budget Committee meeting - (1:00 p.m. - Monterey Room) - Receives Budget End of Year Report (BEYR).	CAO B&A
	1	FY 2024-25 Budget Development kick-off meeting (9:00 a.m. - via Zoom)	All Depts
	1	CAO-Budget & Analysis distributes financial assumptions for development of the FY 2023-24 Three-Year Forecast.	CAO B&A
	1	CAO-Budget & Analysis issues preliminary budget baseline funding approach/General Fund Contribution (GFC).	CAO B&A
	1	Issue Capital Improvement Program (CIP) Call for Project Updates to all departments.	PWWP - All Depts
	5	Board of Supervisors Meeting - Receives Budget End of Year Report (BEYR).	CAO B&A
	6	1st PB HRM to PB Load & FIN to PB Load.	ACO ERP, HR
	14	PB Open for Year-End Estimates & Three-Year Forecast data entry.	CAO B&A
	14-15	PB training for PB functionality, Year-End Estimate, and Three-year Forecast data entry.	CAO B&A
JANUARY 2024	19	Deadline: Auditor-Controller's Office publishes FY 2024-25 COWCAP plan draft.	ACO
	28-29	PB Year-End Estimate/Three-Year Forecast Labs.	CAO B&A
	2	Review of HRM report, MC-HRM-POSN-0039 Authorized Position, correction/cleanup as needed to match authorized position with employee and FTE counts; match BOS Adopted/Current Year BOS approved position updates.	HR & Finance - All Depts
	2	Deadline: Service departments issue FY 2023-24 Year-end Estimate (if applicable) and FY 2024-25 charges to customer departments (I.T., telecom, records retention, vehicle mtc, fleet mgmt, courier/mail svcs., ERP, etc.).	Info Tech, RMA, Auditor
	3	Deadline: Depts submit HRM PSMT (position changes) to Central HR.	HR Analysts - All Depts
	3	Deadline: Depts finalize Year-End Estimate and Three-Year Forecast data entry in PB.	All Depts
	3	Deadline: Human Resources Updates Salary Tables for Approved and Completed Wage Analyses	Human Resources
	3	Depts to have all new and reallocated positions finalized before 2nd HRM to PB Load.	HR & Finance - All Depts
	3	B&A Analysts begin review/analysis of Year-End Estimates, Three-Year Forecast, fund balance, mid-year cost adjustments, etc.	CAO B&A
	5	Departments review FY 2024-25 Proposed State Budget.	All Depts
5	Deadline: Other Fund departments submit year-end estimated fund balance, cancellations & provisions to obligated fund balance.	Fund Mgrs, FMs	
8	Deadline: Depts submit narrative to CAO B&A regarding proposed State Budget Impacts.	All Depts	
8	CAO B&A issues memo advising departments of "BLACKOUT" dates and related Board Report language.	CAO B&A	
10	State Budget Impacts Board Report to begin workflow through Legistar for BoS mtg.	CAO B&A	
19	2nd HRM to PB Load, PB closed for baseline preparation.	ACO ERP, HR	

**Budget Development Schedule
FY 2024-25**

PLEASE NOTE: This schedule is subject to change.

Date	Task/Issue	Lead	
19	Deadline: CAO Analysts finalize Year-End Estimates and Three-Year Forecast data entry in PB.	CAO B&A	
19	Deadline: Departments enter capital project updates into the CIP Database.	All Depts	
26	Open PB for Baseline Budget data entry.	ACO ERP, HR	
26	Deadline: Depts. submit narratives for Three-Year Forecast.*	CAO B&A	
26	Deadline: Departments submit pictures to CAO B&A for the FY 2024-25 Recommended Budget Book.	All Depts	
26	Deadline: Departments submit Requests to Classify (RTC) forms for FY 2024-25 new or reallocated positions to Central HR for approval.	HR Analysts - Applicable Depts	
31	Budget Committee Meeting - receives State Budget Impacts report.	CAO B&A	
FEBRUARY	1	Departments run MC-PB-SBFS-4301/MC-PB-SBFS-4305/MC-PB-SBFS-4306 reports, verify correct position data transferred from HRM.	HR & Finance - All Depts
	1-5	PB training for Budget Development 'Baseline' and Budget Augmentations.	CAO B&A
	6	Board of Supervisors Meeting - receives State Budget Impacts report.	CAO B&A
	6	Deadline: LDPC (HRM Labor Distribution Profile Codes) Requests to add/delete/update due to ERP for FY 2024-25.	HR & Finance - All Depts
	7	FY 2023-24 Three-Year Forecast & General Financial Policies begins Legistar workflow for BC & BoS mtg.	CAO B&A
	9	Deadline: Submit all HR-reviewed/approved RTCs for new or revised positions to CAO Budget & Analysis.	Dept HR, Central HR
	9	Deadline: Departments submit Performance Measures for Recommended Budget Book to CAO Budget & Analysis.	All Depts
	19	Complete input of all Board approved positions for the current year (from the 2nd HRM load thru March 31, 2024) in HRM.	Central HR/Dept HR Analysts/CAO
	21-23	PB Budget Development Baseline and Budget Augmentations Labs.	CAO B&A
	21	Review of HRM report, MC-HRM-POSN-0039 Authorized Position vs MC-PB-SBFS-4305/MC-PB-SBFS-4306 to compare and verify Current Year Allocations to continue for FY 2023.	HR & Finance - All Depts
	21	Deadline: CAO B&A review Request to Classify (RTC) forms/follow up as needed.	CAO B&A, HR, Depts
	21	BLACKOUT: Last day for position changes (new/reallocations) until adoption of FY 2024-25 Budget.	CAO B&A, HR, All Depts.
	21-23	Depts. review requested positions; update info as needed; confirm current position info (position code/count).	DHs/ FMs & HR
	28	Budget Committee Meeting - (1:00 p.m. - Monterey Room) Receives Three-Year Forecast & General Financial Policies.	CAO B&A
MARCH	1	Deadline: Departments finalize FY 2024-25 baseline and budget augmentation requests in PB. Confirm positions; include related approved RTCs as attachments.	All Depts/FMs
	4	PB Requested Budget/Stage 1 closed.	ACO ERP, CAO B&A
	5	Board of Supervisors Meeting - receives Three-Year Forecast & General Financial Policies.	CAO B&A
	8	CAO Analysts complete preliminary data entry in PB for FY 2024-25 Recommended Budget.	CAO B&A
	8	Recommendation from Budget Director to CAO on available fund balance and budget augmentations.	CAO B&A
	11	Capital Committee Meeting - (3:30 p.m. - Monterey Room) - PWFP presents Draft CIP, unfunded CIP projects.	CAO B&A/PWFP
	12	Deadline: Other Fund Departments submit revised fund balance and cancellations and provisions for reserves/designations, if appropriate, for year-end estimate and requested budget.	Fund Mgrs, FMs
	21	Recommended Budget Book - Budget Narratives Training and Lab.	CAO B&A
	22	Department Heads Budget Workshop - Place TBD - 9:00 a.m.	CAO B&A
	25	Board Report on Status on the Development of FY 2024-25 Recommended Budget begins Legistar workflow (for Special Budget Workshop of the Board on 4/2/24 - date subject to change).	CAO B&A
	27	Budget Committee Meeting - (1:00 p.m. - Monterey Room).	CAO B&A
31	Deadline: Departments update CAO Analysts on significant changes to year-end estimate based on third quarter actuals.	Applicable Depts	
APRIL	2	CAO Analysts make final adjustments to PB FY 2023-24 Year-end Estimate, if material, based on third quarter estimates.	CAO B&A
	2	Special Meeting of the Board of Supervisors - Budget Workshop on the Status on the Development of the Recommended Budget - Board Chambers - 9:00 a.m.	CAO B&A
	4	Preliminary confirmation to departments regarding FY 2024-25 recommended budget augmentation requests.	CAO
	4	Individual DH meetings w/CAO if appealing FY 2024-25 recommendations.	CAO - DHs
	8	Deadline: Departments finalize Requested Budget narratives, including recommended budget augmentation requests.	All Depts
	8	Communicate Layoff Positions to Budget Analyst and Central HR.	HR & Finance - All Depts
	8	Inform Central HR if extension is needed for filled Allocation on Loan Positions.	HR & Finance - All Depts
	8	CAO Analysts revise Recommended Budget and Recommended Budget Book narratives, third-quarter year-end estimate changes, and BoS approved budget modifications.	CAO B&A
8	Verify balanced FY 2024-25 Recommended Budget.	CAO B&A	

**Budget Development Schedule
FY 2024-25**

PLEASE NOTE: This schedule is subject to change.

	Date	Task/Issue	Lead	
APRIL	8	Create PB to HRM "Draft" position worksheet for departments to review/confirm.	ACO - ERP	
	4/10-5/1	Departments review "draft" position worksheet and confirm all positions, transfers, reorgs, reallocations, deletions, etc.	HR & Finance - All Depts	
	12	CAO and Auditor-Controller review Year-end Estimated Fund Balance, Cancellations, & Reserves.	CAO B&A	
	24	Budget Committee Meeting (1:00 p.m. - Monterey Room).	CAO B&A	
MAY	1	Deadline: Dept. HR and finance sign off "Draft" PB to HRM position spreadsheet to Auditor's Office.	HR/Finance/All Depts	
	1	Deadline: All Advantage HRM transactions to reflect positions in PB have been workflowed through CAO B&A and HR.	All Depts	
	3	Auditor-Controller's Office provides Gann Limit information and Schedules for Recommended Budget Book.	CAO B&A & Auditor	
	3	Prepare Notice to Taxpayers to publish by 5/16 (10 days before Public Hearings).	CAO B&A	
	7	FY 2024-25 Recommended Budget goes to print.	CAO B&A	
	8	FY 2024-25 Recommended Budget Summary Report(s) due in Legistar workflow (for BC).	CAO B&A	
	8	Begin preparing "Adopted Budget" Board Reports for all agencies in Legistar, to be finalized immediately following Budget Hearings.	CAO B&A	
	17	FY 2024-25 Recommended Budget available for review by public & departments.	CAO B&A	
	22	Budget Committee Meeting - receives FY 2024-25 Recommended Budget Summary. (*Special meeting)	CAO B&A	
	24	BoS - FY 2024-25 Recommended Budget Agenda(s) posted (for 5/29 and 5/30 hearings).	CAO B&A	
	30	FY 2024-25 Recommended Budget Hearings (5/29 & 5/30, date subject to change).	CAO B&A	
	JUNE	3	Deadline: Submit detailed worksheet to Central HR and A/C-ERP for any position changes directed by Board at Budget Hearings.	CAO B&A
		3-4	Reconciliation and tabulation of position changes made during Budget Hearings.	Central HR/ACO ERP/CAO B&A
3-4		Verify necessary position and budget changes based on Budget Hearing actions by the Board, for PB data entry and preparation of Adopted Budget Resolution.	CAO B&A	
4		Create PB to HRM "final" position spreadsheet for departmental review/verification.	ACO ERP, Central HR	
3-5		Prepare worksheets to identify Budget Hearing changes to Recommended Budget, detailed by Fund, Dept, Unit, line item for revenue, expenditures, for data entry in PB and SBFS revisions.	CAO B&A	
3-5		Final "Adopted Budget" changes data entry in PB for all accounting details by department, all position changes in SBFS, verify through FSQs and Advantage reports PB Stage 3 .	CAO B&A	
3-10		Finalize and workflow 9+/- individual Board Reports in Legistar for adoption of FY 2024-25 Budgets for all Board of Supervisors governed agencies and special districts (for 6//24 BoS mtg.)	CAO B&A	
20		Board of Supervisors Meeting - Adoption of FY 2024-25 Budget.	CAO B&A	
21		Deadline: Position (PSMT) draft documents and employee (ESMT) draft documents updated and review completed. Dept. HR and finance sign off on position and employee documents to Auditor's office.	HR & Finance - All Depts	
21		Load PB to HRM "Final" position spreadsheet to HRM as draft documents.	ACO ERP	
21		Load ESMT to HRM as draft documents.	ACO ERP	
17-20		PB approved FY 2023-24 budget data moved to FIN Advantage.	ACO ERP	
21-25		Position (PSMT) - Position Authorization (PAMT) - Employee (ESMT) documents finalized.	ACO ERP	
21-26	Department verification of budgets in FIN Advantage, Expense/Revenue query pages (MC-FIN-BA-0200/0201), Expense vs Budget/Revenue vs Budget.	Finance Staff/All Depts		
26	Budget Committee Meeting - (1:00 p.m. - Monterey Room).	CAO B&A		
JULY	1	Departments compare FY 2024-25 Adopted Budget to HRM report (MC-HRM-POSN-0039) authorized positions to verify position and FTE counts.	HR & Finance - All Depts	
	1	Departments verify positions finalize manual entries to HRM with Central HR coordination when discrepancies found in authorized positions & FTE counts and employees.	HR & Finance - All Depts, Central HR	

* Departments should submit narratives for their General Fund operations and, if applicable, for the following major funds: NMC, Road Fund, Library Fund, Behavioral Health Fund, Local Revenue Fund 2011, Health & Welfare Realignment Fund, and Parks & Lake Resorts operations, Emergency Communications.



This page intentionally left blank.

Glossary of Terms

ACCOUNT

A classification of activity, e.g., “Office Expense” is an account in the overall category “Services and Supplies.”

ADOPTED BUDGET

The approved plan for estimated revenues, unreserved fund balance, and appropriations for a fiscal year. Also referenced as “Final Budget.”

APPROPRIATION

The Board of Supervisors’ authorization to make expenditures and to incur obligations for specific purposes; expires at fiscal year-end.

ASSESSED VALUATION

A value established for real estate or other property by the County Assessor or the State Board of Equalization as a basis for levying taxes.

ASSIGNED FUNDS

Amounts constrained by the government’s *intent* to be used for a specific purpose, but are neither restricted nor committed. Intent is expressed by the governing body itself, or a body (a budget or finance committee) or official to which the governing body has delegated the authority to assign amounts. Assignment is not required to be the government’s highest level of decision-making authority and the nature of the action to remove or modify assignments are not as strict.

AUTHORIZED POSITIONS

Personnel positions approved by the Board of Supervisors which may or may not be funded (see “Budgeted Positions”).

AVAILABLE FINANCING

All the means of financing a budget, primarily fund balance and estimated revenues including proceeds of property taxes; does not include encumbered reserves, reserves, or designations.

BALANCED BUDGET

Statutorily Balanced: When total estimated financing sources (beginning fund balance plus revenues) equal the total appropriation (expenditures plus ending fund balance). Spending in a given year does not exceed total current revenues plus any fund balance carryover from the prior year.

Structurally Balanced: The budget matches total ongoing expenditures to the annual estimated revenues. Beginning fund balance may not be used as a financing source for ongoing expenditures.

BUDGET

A document listing appropriations and estimated revenues for a fiscal year.

BUDGET UNIT

The smallest entity for which the Board of Supervisors approves an appropriation. A department may have one or more budget units. Each budget unit has several accounts.

BUDGETED POSITIONS

The number of full-time equivalent (FTE) personnel positions funded in a budget. These are different from “authorized positions,” which are positions that may or may not be funded (see “Authorized Positions”).

CALFRESH

California’s implementation of the Supplemental Nutrition Assistance Program (SNAP) welfare program that supplements the food budget of low-income households to meet their nutritional needs.

CALWORKS

California’s implementation of the Federal Temporary Assistance for Needy Families (TANF) welfare program that gives cash aid and services such as housing, food, utilities, clothing, or medical care to eligible families.

CAPITAL ASSET

A financial resource, tangible or intangible, with a useful life beyond one year, such as land, buildings, furniture, and equipment, with unit cost thresholds generally starting at \$5,000.

CAPITAL PROJECTS

Proposed acquisitions, additions, and improvements to capital assets, e.g., buildings, building improvements, and land purchases subject to the County’s Capitalization Policy.

CERTIFICATES OF PARTICIPATION (COP)

A form of financing by government entities which allows an individual to buy a share of the lease revenue of an agreement made by these entities.

COMMITTED FUNDS

Amounts that can be used only for the specific purposes determined by a formal action of the government’s highest level of decision-making authority. Constraints can only be removed or changed by taking the same type of action it employed to commit those amounts, i.e., legislation, resolution, or ordinance.

CONTINGENCIES

An amount set aside in the budget for unforeseen

expenditure requirements that must be appropriated by the Board of Supervisors and is subject to a 4/5ths vote.

COBRA

Consolidated Budget Reconciliation Act of 1985. Refers specifically to Title X of the Act, which included provisions to provide members of company health plans who have lost their coverage due to a "qualifying event" to continue coverage at the employee's expense for a period of time.

COST ALLOCATION PLAN

This document, known as the Cost Plan or historically as the COWCAP is derived from OMB Circular A-87, and it identifies, accumulates, and distributes allowable direct and indirect costs under grants and contracts and identifies the allocation methods used for distribution.

DEBT SERVICE

An obligation to pay principal and interest on all bonds and other debt instruments issued by the County according to a pre-determined payment schedule.

EMPLOYEE BENEFITS

Amounts paid to or on behalf of employees but not included in the salary, e.g., group health or life insurance payments, contributions to employee retirement, Social Security taxes, Workers' Compensation payments, and Unemployment Insurance payments.

ENCUMBRANCE

An obligation in the form of a purchase order, contract, or other commitment which is chargeable to an appropriation. Available appropriations are reduced by the amount of outstanding encumbrances.

ENTERPRISE FUND

A fund established to account for certain public functions which are primarily or partially supported by user charges, e.g., the operation of Natividad Medical Center is funded through user fees to access the provided services.

EXPENDITURE

A payment made in a governmental fund for goods delivered or services rendered during a fiscal year whether paid or unpaid at fiscal year-end.

FINAL BUDGET

The approved plan for estimated revenues, unreserved fund balance, and appropriations for a fiscal year. Also

referenced as "Adopted Budget."

FISCAL YEAR

The twelve-month period on which financial accounting is based. The fiscal year for Monterey County is July 1st through June 30th.

FUNCTION

A group of activities aimed at achieving an objective. For example, "Public Protection" is a function.

FUND

A fiscal and accounting entity that represents a sum of money made available for a particular purpose, e.g., General Fund, Library Fund.

FUND BALANCE

An amount derived by the formula: "fund balance equal assets minus liabilities." All or a portion of this balance may be available to finance a succeeding year's budget.

GAAP

Generally Accepted Accounting Principles are a set of accounting rules, standards, and practices that aim to standardize the classifications, assumptions, and procedures used in accounting.

GANN LIMIT

Annual appropriation limits established in accordance with Article XIII B of the California Constitution. Paul Gann, president of the California Taxpayers Association, was instrumental in placing the amendment on the November 1978 ballot.

GASB

The Governmental Accounting Standards Board is the current source of Generally Accepted Accounting Principles (GAAP) used by state and local governments in the United States.

GENERAL FUND

The fund that supports general County services.

GENERAL FUND CONTRIBUTION (GFC)

Local non-program revenues such as property taxes, sales and use taxes, and transient occupancy taxes which the Board of Supervisors appropriates through the annual budget process to supplement departments' program-specific revenues.

GRANT

A payment or series of payments from one governmental unit to another for a specific purpose and time period, e.g., child abuse vertical protection program.

IMPREST FUNDS

A sum of money to be used as petty cash.

INTER FUND TRANSFER

A non-reciprocal transfer of resources from one fund to another fund.

INTRA FUND TRANSFER

A non-reciprocal transfer of resources from one department to another in the same fund.

MEDI-CAL

The California Medical Assistance Program is the California Medicaid welfare program serving low-income families, seniors, persons with disabilities, children in foster care, pregnant women, and certain low-income adults.

NON-SPENDABLE FUNDS

An amount that is not expected to be converted to cash such as inventories, prepaid items, long-term loans and notes receivable; or funds that are legally or contractually required to be maintained intact.

OBJECT TYPE OF EXPENDITURE

A major type of expenditure, e.g., “Salaries and Benefits,” “Services and Supplies,” “Capital Assets” and “Other Charges.”

OPERATING TRANSFER IN/OUT

The authorized transfer of funds from one fund/account/unit (Operating Transfer Out) to another made to support the normal level of operations of the receiving fund/account/unit (Operating Transfer In).

PUBLIC IMPROVEMENT CORPORATION

A financing agent for the County that issues and manages the debt service for Certificates of Participation (COPs).

RECOMMENDED BUDGET

The proposed plan for estimated revenues, unreserved fund balance, and appropriations for a fiscal year; presented to the Board of Supervisors by the County Administrative Officer in collaboration with County departments.

REIMBURSEMENT

A repayment from the funds responsible for expenditures to the funds that initially paid for them.

RESERVE

An amount set aside based on legal requirements.

RESTRICTED FUND

Amounts with constraints imposed on their use by external creditors, grantors, contributors, or laws or regulations of other governments, or imposed by law through constitutional provisions of enabling legislation.

REVENUE

Money received which can be used to finance County operations, e.g., property taxes, sales taxes, fees, and state and federal grants.

SALARY SAVINGS

The dollar amount of salaries saved due to position vacancies.

SCHEDULE

A listing of financial data in a form and manner prescribed by a governing code, policy or standard.

SPECIAL DISTRICT

A dependent (under the Board of Supervisors) or independent unit of local government generally organized to perform a single function, such as street lighting, water works, and fire protection.

SUBVENTIONS

Payments by an outside agency, such as the State or Federal Government, for specific costs which originate in the County.

TAX REVENUE ANTICIPATION NOTE

A note of short-term debt obligation issued by a state or local government with the understanding that a certain amount of taxes will be collected within an appreciable period of time.

TRANSIENT OCCUPANCY TAX (TOT)

A California tax charged when occupying a room or other living space in a hotel, inn, motel, or other lodging for a period of less than 31 days.

UNASSIGNED FUNDS

Any fund balance that has not been restricted, committed, or assigned in the General Fund. The General Fund should be the only fund that reports a positive unassigned fund balance amount. The only classification that can report negative fund balances is the unassigned category.

USER CHARGES (USER FEES)

A fee for a public service paid by the party benefiting from the service.



This page intentionally left blank.

Glossary of Acronyms

AAA	Area Agency on Aging
AAB	Assessment Appeals Board
AAP	Adoption Assistance Program
AB	Assembly Bill
ACA	Affordable Care Act
ACAO	Assistant County Administrative Officer
ACFR	Annual Comprehensive Financial Report
ADA	Americans with Disabilities Act
ADCR	Aging and Disability Resource Connection
ADU	Accessory Dwelling Unit
AFDC	Aid to Families with Dependent Children
ALAE	Allocated Loss Adjustment Expense
AOC	Administration Office of the Courts
APS	Adult Protective Services
ARC	Annual Required Contribution
ARPA	American Rescue Plan Act
AVA	Actuarial Value of Assets
BCSD	Boronda County Sanitation District
BEYR	Budget End of Year Report
BOS	Board of Supervisors
CACEO	California Association of Clerks and Elections Officials
CAD	Computer Aided Dispatch
CALA	Community Action Linking Adolescents
CalAIM	California Advancing and Innovating Medi-Cal
CalFresh	Federally known as the Supplemental Nutrition Assistance Program (SNAP)
CalPERS	California Public Employees Retirement System
CAO	County Administrative Office
CAO	County Administrative Officer
CAP	Community Action Partnership
CAAH	Central California Alliance for Health
CCCP	Criminal Court Collections Program
CCR	Continuum of Care Reform

CCS	California Children's Services
CCTA	California Coastal Trail Association
CDBG	Community Development Block Grants
CDCR	California Department of Corrections and Rehabilitation
CDFA	California Department of Food and Agriculture
CDS	County Disposal Site
CEQA	California Environmental Quality Act
CERBT	California Employers' Retiree Benefit Trust
CFD	Community Facilities District
CFET	CalFresh Employment and Training
CFP	County Facility Payment
CHDP	Child Health Disability Prevention
CHPS	Consumer Health Protection Services
CIC	Capital Improvement Committee
CIMIS	California Irrigation Management Information System
CIP	Capital Improvement Projects
CJIS	Criminal Justice Information System
CJIS/SUSTAIN	Integration of the Criminal Justice Information System with the State Court's System (SUSTAIN)
CLPPP	Childhood Lead Poisoning Prevention Program
CMS	Case Management System
CMS	Centers for Medicaid and Medicare Services
CNC	Creating New Choices
COB	Clerk of the Board
COB	Corrections Operations Bureau
COBRA	Consolidated Omnibus Budget Reconciliation Act
COP	Certificates of Participation
COWCAP	Countywide Cost Allocation Plan
CRO	Civil Rights Office
CRT	Civil Rights Training
CSA	County/Community Service Area
CSAC	California State Association of Counties

CSBG	Community Services Block Grant
CUPA	Certified Unified Program Agency
CWES	CalWORKs Welfare-to-Work Employment Services
CY	Current Year
CYE	Current Year Estimate
DA	District Attorney
DCSS	Department of Child Support Services
DEM	Department of Emergency Management
DHCS	California Department of Health Care Services
DJJ	Department of Juvenile Justice
DOJ	Department of Justice
DSA	Development Set-Aside
DSS	Department of Social Services
DWPS	Drinking Water Protection Services
EAP	Employee Assistance Program
ECD	Emergency Communications Department
EDD	Economic Development Department
EGCSD	East Garrison Community Service District
EHRIS	Environmental Health Review Services
EMS	Emergency Medical Services
EOC	Emergency Operations Center
EOP	Equal Opportunity Plan
ERG	Employee Resource Group
ERP	Enterprise Resource Planning
FC	Foster Care
FEMA	Federal Emergency Management Agency
FLSA	Fair Labor Standards Act
FORA	Fort Ord Reuse Authority
FPPC	Fair Political Practices Commission
FQHC	Federally Qualified Health Center
FQHC-LA	Federally Qualified Health Center Look-Alike
FSA	Flexible Spending Account
FTE	Full Time Equivalent

FY	Fiscal Year
GAAP	Generally Accepted Accounting Principles
GASB	Governmental Accounting Standards Board
GA-WEP	General Assistance Work Experience Program
GFC	General Fund Contribution
GFOA	Government Finance Officers Association
GI Bill	Servicemen's Readjustment Act of 1944
GIS	Geographic Information Systems
GL	General Liability
GRE	Governing for Racial Equity
GRM	Graduated Responses and Incentives Matrix
HAVA	Help America Vote Act
HCAHPS	Hospital Consumer Assessment of Healthcare Providers and Systems
HCD	Housing & Community Development
HDP	Harassment and Discrimination Prevention
HEAP	Homeless Emergency Aid Program
HHAP	Homeless Housing, Assistance and Prevention Program
HICAP	Health Insurance Counseling and Advocacy Program
HMMS	Hazardous Materials Management Services
HNT	Hostage Negotiation Team
HOME	Housing Opportunity and More Efficiency
HR	Human Resources
HRD	Human Resources Department
HRM	Advantage Human Resources Management
HRSA	Health Resources and Services Administration
HVAC	Heating, Ventilation, and Air Conditioning
IAR	Inter-Agency Review
IGLA	Intergovernmental and Legislative Affairs
IHSS	In-Home Supportive Services

ILP	Independent Living Program
ILS	Integrated Library System
IP	Internet Protocol
IRS	Internal Revenue Service
ISF	Internal Service Fund
ITD	Information Technology Department
JBCT	Jail Based Competency Treatment
JSORT	Juvenile Sex Offender Response Team
LAE	Loss Adjustment Expenses
LAFCO	Local Agency Formation Commission
LBAM	Light Brown Apple Moth
LEA	CalRecycle's Local Enforcement Agency
LEAP	Local Early Action Planning Grant
LMS	Learning Management System
LOD	Learning and Organizational Development
LSRA	Laguna Seca Recreational Area
MCAP	Municipal Climate Action Plan
MCBC	Monterey County Business Council
MCCVB	Monterey County Convention and Visitors Bureau
MCFC	Monterey County Film Commission
MCFL	Monterey County Free Libraries
MCLE	Mandatory Continuing Legal Education
MCOE	Monterey County Office of Education
MDM	Mobile Device Management
MEM	Microsoft Endpoint Manager
MFA	Multi-Factor Authentication
MFF	Mobile Field Force
MOE	Maintenance of Effort
MOU	Memorandum of Understanding
MPI	Master Patient Index
MRSWMP	Monterey Regional Stormwater Management Program
MRWMD	Monterey Regional Waste Management District
MVA	Market Value of Assets

MVAO	Military and Veterans Affairs Offices
NACO	National Association of Counties
NCQA	National Committee for Quality Assurance
NCRIC	Northern California Regional Intelligence Center
NFP	Nurse Family Partnership
NGEN	Next Generation Public Safety Radio System Project
NMC	Natividad Medical Center
NPDES	National Pollutant Discharge Elimination System
OCESA	Office of Community Engagement and Strategic Advocacy
OES	Office of Emergency Services
OET	Office of Employment and Training
OMB	Office of Management and Budget
OPEB	Other Post-Employment Benefits
PC	Penal Code
PCSD	Pajaro County Sanitation District
PD	Public Defender
PDO	Public Defender's Office
PEPRA	Public Employee's Pension Reform Act
PIC	Public Improvement Corporation
PMO	Project Management Office
PRIME	Public Hospital Redesign and Incentives in Medi-Cal Program
PSAP	Public Safety Answering Point
PTO	Paid Time Off
PWPF	Public Works, Facilities, and Parks
RCRC	Rural County Representatives of California
REAP	Regional Early Access Planning Grant
RFP	Request for Proposal
RLF	Revolving Loan Fund
RMA	Resource Management Agency
RMRA	Road Maintenance and Rehabilitation Account
ROPS	Recognized Obligation Payment Schedule
RRRS	Recycling and Resource Recovery Services

RSTRP	Regional Surface Transportation Program
SaaS	Software as a Service
SAFE	Sexual Assault Felony Enforcement
SAR	Search and Rescue Team
SART	Sexual Assault Response Team
SB	Senate Bill
SCRAMP	Sports Car Racing Association of the Monterey Peninsula
SIR	Self-Insured Retention
SOD	Sudden Oak Death
SRPS	Scenic Road Protective Structure
SSI/SSP	Supplemental Security Income/ State Supplementary Program
SSRC	Silver Star Resource Center
STEAM	Science, Technology, Engineering, Arts and Mathematics
SUD	Substance Use Disorder
SVSWA	Salinas Valley Solid Waste Authority
SWAT	Special Weapons and Tactics Team
SWMS	Solid Waste Management Services
TAMC	Transportation Agency for Monterey County
TANF	Temporary Assistance for Needy Families
TBD	To be determined
THPP	Transitional Housing Placement Program
TMDL	Total Maximum Daily Loads
TOT	Transient Occupancy Tax

TPA	Third Party Administrator
TTC	Treasurer-Tax Collector
UC	University of California
UCSF	University of California, San Francisco
ULAE	Unallocated Loss Adjustment Expense
UPS	Uninterruptable Power Supply
USDA	United States Department of Agriculture
VA	Veterans Affairs
VAMP	Vehicle Asset Management Program
VHF	Very High Frequency
VLF	Vehicle License Fees
VMT	Vehicle Miles Traveled
VRP	Vehicle Replacement Program
WAM	Weighted Average Maturity
WAN/LAN	Wide Area/Local Area Networks
WAP	Work Alternative Program
WC	Workers' Compensation
WDB	Workforce Development Board
WIA	Workforce Investment Act
WIB	Workforce Investment Board
WIC	Women, Infants and Children
WIOA	Workforce Innovation and Opportunity Act
WPC	Whole Person Care
YC	Youth Center

Glossary of Funds

001 - GENERAL: The general fund supports basic governmental functions including public safety, criminal justice, land use and environment, education, recreation, health and sanitation, public assistance, and finance and administration.

002 - ROAD FUND: A special fund for Road Services as required by State law. The Road Fund provides funding for road and bridge maintenance and construction activities. Major activities are traffic engineering, transportation planning, design and construction engineering of road improvements, development review, and maintenance and operation of County roads, bridges and utility infrastructure.

003 - LIBRARY FUND: Monterey County Free Libraries (MCFL) is a special taxing authority under the County Library Law of 1911 and, as such, its operations are funded primarily through its own share of property tax.

005 - IN-HOME SUPPORT SERVICES (IHSS): This fund provides for the cost of home care services to support the independence of aged, blind, and disabled persons, assisting them to live safely in their own home and community.

006 - FISH & GAME PROPAGATION FUND: This fund provides for the administration of the County's Fish and Game Commission. The Commission oversees the allocation of Fish and Game fine monies for grants to organizations and agencies undertaking fish and game wildlife propagation or educational projects.

008 - COMMUNITY ACTION PARTNERSHIP (CAP): This fund administers the Federal Community Services Block Grant. CAP contracts with community organizations to provide programs to advance and advocate for low-income and vulnerable populations.

009 - INCLUSIONARY HOUSING: This fund facilitates development of housing for lower and moderate-income residents. The Fund is capitalized through payment of in-lieu fees by developers of subdivision projects and repayment of project loans made from inclusionary funds.

011 - ECONOMIC DEVELOPMENT PROGRAM: This fund was established for the County's Small Business Revolving Loan Fund (RLF). The RLF supports the expansion, retention, and attraction of industry, commerce, and agriculture. Programs are

intended to help diversify and strengthen the economic base of the local area by assisting businesses that are unable to secure suitable private financing for start-up and expansion costs.

013 - COMMUNITY DEVELOPMENT FUND: This fund provides support for public infrastructure, community facilities and housing projects for very low, low, and moderate income households.

016 - EMERGENCY MEDICAL SERVICE FUND: This fund supports financing to plan, coordinate, and evaluate the countywide Emergency Medical Services (EMS) System. This includes maintaining countywide advance-life support services, contracting for ambulance and pre-hospital care services, monitoring and administering EMS training programs, planning for disaster medical response, and coordinating public information and education.

021 - WORKFORCE DEVELOPMENT BOARD: Facilitates the coordination between the public and private sector in focusing resources to effectively educate, train, and place individuals with the necessary resources and skill-set to meet employer demands.

022 - LOCAL REVENUE FUND: Pursuant to AB 109, this fund was created to receive sales tax revenue and vehicle license fee revenue in support of public safety realignment funds.

023 - BEHAVIORAL HEALTH: This fund is designated to recognize the use of funds mandated for mental health purposes.

024 - HOMELAND SECURITY GRANT: This fund provides for grant programs to support homeland security-related activities.

025 - HEALTH AND SOCIAL SERVICES: This fund is used to recognize Sales Tax Revenue, Vehicle License Fees, and Maintenance of Effort used for health and social services realignment.

026 - NGEN OPERATIONS & MAINTENANCE: This fund provides for the operations and maintenance cost of NGEN equipment.

027 - CLERK / RECORDER: This fund serves as the repository for the County Clerk/Recorder's restricted revenue solely for the use of modernization, micrographics, vital record, and electronic recording delivery system expenses.

028 – EMERGENCY COMMUNICATIONS: This fund contains the operations of emergency and non-emergency call answering services to law enforcement and fire agencies in the County.

029 – HABITAT MANAGEMENT PROGRAM: Per the Joint Community Facilities Agreement between Fort Ord Reuse Authority (FORA) and the County, this fund segregates Habitat Management allocated funds to provide habitat related services within or in FORA’s Basewide Community Facilities District (CFD) in perpetuity.

030 – PENSION TRUST: This fund was established for the collection of unfunded accrued liability (UAL) supplemental pension payments to address the County’s unfunded pension liability. Contributions from the supplemental payments are held in a Section 115 Trust with an external trust administrator.

051 - CSA 1 CARMEL POINT: This fund provides support for the streetlight system.

052 - CSA 9 OAK PARK: This fund provides support for the storm drainage & streetlight systems.

053 - CSA 10 LAGUNA SECA RANCH: This fund provides support for wastewater reclamation.

056 - CSA 15 SERRA VILLAGE, TORO PARK: This fund provides support for the storm drainage, Min-Parks, Open Space, & streetlight systems.

057 - CSA 17 RANCHO TIERRA GRANDE: This fund provides support for the Open Space Fire Maintenance system.

058 - CSA 19 CARMEL MEADOWS: This fund provides support for the streetlight system.

059 - CSA 20 ROYAL ESTATES: This fund provides support for the storm drainage & streetlight systems.

060 - CSA 23 CARMEL RANCHO: This fund provides support for the storm drainage, streetlight, parkway maintenance, & sidewalk maintenance systems.

061 - CSA 24 PEDRAZZI SUBDIVISION /INDIAN SPRINGS: This fund provides support for the storm drainage system.

062 - CSA 25 CARMEL VALLEY GOLF & COUNTRY CLUB: This fund provides support for the storm drainage & streetlight systems.

063 - CSA 26 NEW MOSS LANDING HEIGHTS: This fund provides support for the streetlight system.

064 - CSA 30 RANCHO MAR MONTE: This fund provides support for the storm drainage system.

065 - CSA 31 AROMAS HILLS SUBDIVISION: This fund provides support for the storm drainage system.

066 - CSA 32 GREEN VALLEY ACRES/MOON SUBDIVISION: This fund provides support for the storm drainage & streetlight systems.

067 - CSA 33 COAST RIDGE/CARMEL SUR: This fund provides support for the storm drainage system.

068 - CSA 34 RANCHO RIO VISTA/CARMEL KNOLLS: This fund provides support for the storm drainage system.

069 - CSA 35 PARADISE PARK/RANCHO BORROMEO: This fund provides support for the storm drainage & streetlight systems.

070 - CSA 37 COLONIAL OAK ESTATES: This fund provides support for the storm drainage system.

071 - CSA 38 PARADISE LAKE ESTATES: This fund provides support for the storm drainage system.

072 - CSA 41 GABILAN ACRES/BORONDA: This fund provides support for the streetlight system.

073 - CSA 44 CORRAL DE TIERRA OAKS: This fund provides support for the storm drainage & streetlight systems.

074 - CSA 45 OAK HILLS: This fund provides support for the storm drainage & streetlight systems.

075 - CSA 46 OAK HILLS - OPEN SPACE: This fund provides support for the Open Space systems.

076 - CSA 47 CARMEL VIEWS/MAR VISTA: This fund provides support for the storm drainage & streetlight systems.

077 - CSA 50 RIOWAY TRACK NO.2: This fund provides support for the storm drainage & flood control systems.

078 - CSA 51 HIGH MEADOWS: This fund provides support for the storm drainage & streetlight systems.

079 - CSA 52 CARMEL VALLEY VILLAGE: This fund provides support for the storm drainage system.

080 - CSA 53 ARROYO SECO: This fund provides support for the storm drainage system.

081 - CSA 54 MANZANITA/SARSI SUBDIVISIONS: This fund provides support for the storm drainage system.

082 - CSA 55 ROBLES DEL RIO: This fund provides support for the storm drainage system.

083 - CSA 56 DEL MESA CARMEL: This fund provides support for the storm drainage & fire roads systems.

084 - CSA 57 LOS TULARES SUBDIVISION: This fund provides support for the storm drainage & Open Space systems.

085 - CSA 58 VISTA DORADO: This fund provides support for the storm drainage & streetlight systems.

086 - CSA 62 RANCHO DEL MONTE 14: This fund provides support for the storm drainage system.

087 - CSA 66 OAK TREE VIEWS: This fund provides support for the storm drainage, Open Space, playground, street maintenance & streetlight systems.

088 - CSA 67 CORRAL DE TIERRA OAKS 4: This fund provides support for the storm drainage & streetlight systems.

089 - CSA 68 VIERRA CANYON KNOLLS: This fund provides support for the storm drainage system.

090 - CSA 69 RALPH LANE: This fund was established to provide sanitation services; however, most the parcels were detached, and services are being provided by Cal Water. There are no services currently being provided.

091 - CSA 72 LAS PALMAS RANCH: This fund provides support for the storm drainage system.

092 - CSA 74 AMBULANCE: This fund provides support for County ambulance service.

093 - CSA 75 CHUALAR CONSOLIDATED: This fund provides support for the wastewater collection & treatment, streetlights, and storm drainage systems.

151 - PAJARO COUNTY SANITATION DISTRICT: This fund provides support for the wastewater collection system.

154 - CARMEL VALLEY COUNTY SANITATION DISTRICT: This fund provides support for the Carmel Valley Sanitation Zone #2 District.

156 - BORONDA COUNTY SANITATION DISTRICT: This fund provides support for the wastewater collection system.

157 - SAN JERARDO: This fund provides support for the water system, part of the Boronda County Sanitation District.

175 - CASTROVILLE-PAJARO HOUSING SET-ASIDE: The Castroville-Pajaro Housing Set-Aside fund contains tax increment revenues that provide support for very low, low and moderate income housing in the Castroville-Pajaro Project Area in accordance with California Redevelopment Law. Assigned to Successor Agency.

176 - BORONDA HOUSING SET-ASIDE: The Boronda Housing Set-Aside fund contains tax increment revenues that provide support for very low, low and moderate income housing in the Boronda Project Area in accordance with California Redevelopment Law. Assigned to Successor Agency.

177 - FORT ORD HOUSING SET-ASIDE: The Fort Ord Housing Set-Aside fund contains tax increment revenues that provide support for very low, low and moderate income housing in the Fort Ord Project Area in accordance with California Redevelopment Law. Assigned to Successor Agency.

178 - EAST GARRISON HOUSING SET-ASIDE: The East Garrison Housing Set-Aside fund contains tax increment revenues that provide support for very low, low and moderate income housing in the East Garrison portion of the Fort Ord Project Area in accordance with California Redevelopment Law. Assigned to Successor Agency.

180 – EAST GARRISON PUBLIC FINANCING

AUTHORITY: This fund includes funding for activities undertaken by the East Garrison Public Financing Authority, including the formation and operation of a Community Facilities District to finance the acquisition, construction and operation of public capital facilities in East Garrison.

181 – EAST GARRISON COMMUNITY FACILITY

DISTRICT: This fund includes funding for activities to own, operate, and maintain designated municipal infrastructure within the East Garrison Development Project.

182 – EAST GARRISON DEVELOPER

REIMBURSEMENTS: This fund is used to track the expenditures and reimbursement receipts of the East Garrison Developer when performing project administration or land use activities associated with the development.

251 - PUBLIC IMPROVEMENT CORPORATION

DEBT SERVICE: This fund funds debt payments and related expenses for Certificates of Participation issued by the Public Improvement Corporation.

305 - BORONDA COUNTY SANITATION SEWER

REVENUE: This Bond Revenue Fund is used for sanitation for Boronda County Sanitation District - Fund Balance transferred to BCSD in October 2010.

306 - BORONDA COUNTY SANITATION

REVENUE BOND: This Bond Revenue Fund is used for sanitation for Boronda County Sanitation District.

310 - PAJARO COUNTY SANITATION SEWER

REVENUE: This Bond Revenue Fund is used for sanitation for Pajaro County Sanitation District.

312 - CHUALAR COUNTY WATER SERVICE

AREA: This Bond Revenue Fund is used for streets in Chualar County Service Area.

404 – CAPITAL PROJECTS:

The Capital Projects Fund tracks the construction costs of new County facilities and major renovations.

405 – NGEN RADIO PROJECT:

This fund supports the County’s activities as the lead agency for the Next Generation (NGEN) Radio Project.

406 – REDEVELOPMENT OBLIGATION

RETIREMENT FUND: This fund facilitates the payment of enforceable Redevelopment Agency obligations after the passage of ABx1 26 dissolved the Agency.

451 – NATIVIDAD MEDICAL CENTER:

This Enterprise fund is for Natividad Medical Center operations.

452 - LAKE AND RESORT OPERATIONS:

This Enterprise fund is for Lake Nacimiento and Lake San Antonio Resorts operations.

453 – LAGUNA SECA RECREATIONAL AREA:

This Enterprise Fund is for the Laguna Seca Recreational Area operations.

475 - GENERAL LIABILITY:

The General Liability Internal Service Fund (ISF) contains expenses related to General Liability Insurance claims, settlements, judgments, administration, legal defense costs, and excess insurance premiums.

476 – WORKERS’ COMP FUND:

The Workers' Compensation Internal Service Fund contains expenses related to Workers’ Compensation claims, settlements, judgments, administration, legal defense costs, and excess insurance premiums.

477 – BENEFIT PROGRAMS FUND:

The Benefits Internal Service Fund contains revenue and expenditures related to the County's self-insured programs such as dental and vision insurance, disability insurance, as well as miscellaneous benefits.

478 – RESOURCE PLANNING:

This fund provides funds for capital projects that require replacement, maintenance, or upgrades during the life of the asset. The fund serves to establish a capital funding process, generating funds over the life of an asset, and thereby minimizing fiscal impacts to operations.

541 – COLLECTIONS AND CLEARING FUND:

This fund is used to house monies that the County receives prior to being disbursed to external entities.