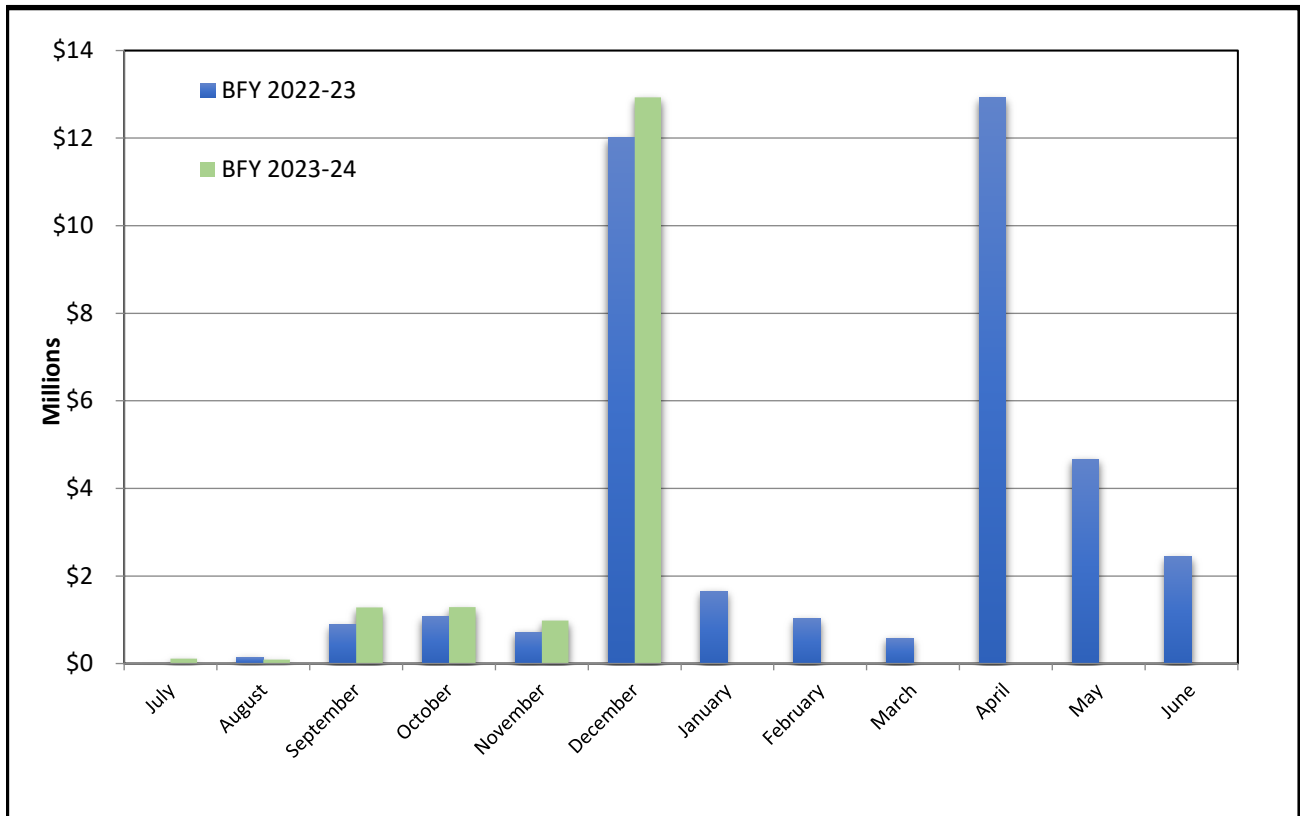


**Monterey County**  
**Water Resources Agency**  
**FY 2023-24 FINANCIAL STATUS REPORT**

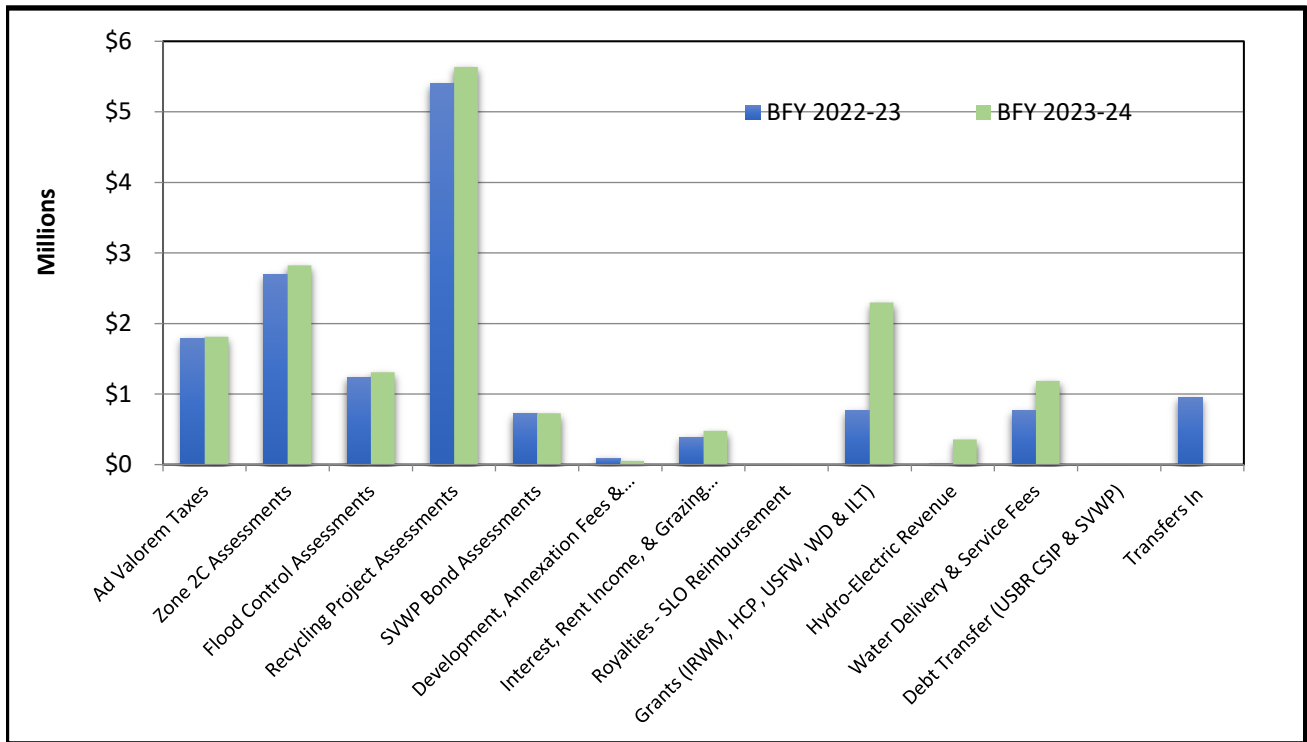
**YTD Actual Revenues**

Month By Month Revenues				
	BFY 2022-23	% Received	BFY 2023-24	% Received
July	6,068	0.0%	114,716	0.2%
August	142,866	0.4%	90,494	0.4%
September	881,004	2.4%	1,282,256	3.0%
October	1,070,731	5.0%	1,286,447	5.5%
November	716,645	6.7%	983,161	7.5%
December	12,004,745	35.0%	12,927,380	33.3%
January	1,646,748	38.9%	-	
February	1,032,482	41.3%	-	
March	579,827	42.7%	-	
April	12,918,961	73.2%	-	
May	4,660,203	84.2%	-	
June	2,439,775	90.0%	-	
<b>YEAR TO DATE ACTUAL:</b>	<b>38,100,055</b>	<b>90.0%</b>	<b>16,684,454</b>	<b>33.3%</b>
<b>Budgeted Amount</b>	<b>42,335,652</b>		<b>50,097,830</b>	



**Monterey County**  
**Water Resources Agency**  
**FY 2023-24 FINANCIAL STATUS REPORT**  
**YTD Revenues by Source**

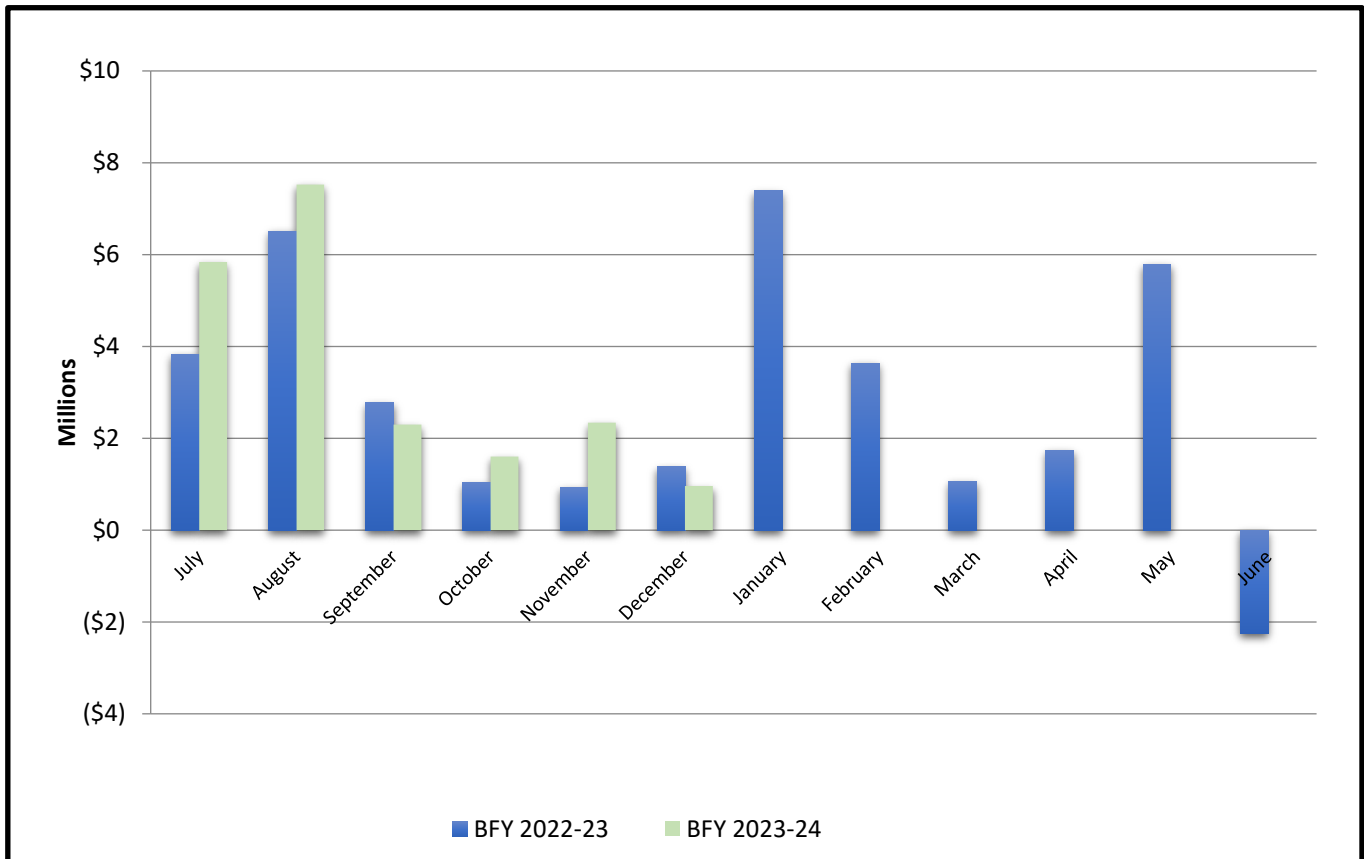
Through Accounting Period 06 - December 31		
	BFY 2022-23	BFY 2023-24
Ad Valorem Taxes	1,793,139	1,814,162
Zone 2C Assessments	2,693,856	2,825,053
Flood Control Assessments	1,236,504	1,307,705
Recycling Project Assessments	5,397,510	5,636,271
SVWP Bond Assessments	718,224	729,193
Development, Annexation Fees & Other	91,051	51,626
Interest, Rent Income, & Grazing Leases	388,477	478,572
Royalties - SLO Reimbursement	0	0
Grants (IRWM, HCP, USFW, WD & ILT)	767,945	2,297,165
Hydro-Electric Revenue	20,383	357,220
Water Delivery & Service Fees	764,970	1,187,486
Debt Transfer (USBR CSIP & SVWP)	0	0
Transfers In	950,000	0
<b>YEAR TO DATE TOTAL:</b>	<b>14,822,058</b>	<b>16,684,454</b>



**Monterey County**  
**Water Resources Agency**  
**BFY 2023-24 FINANCIAL STATUS REPORT**

**YTD Actual Expenditures**

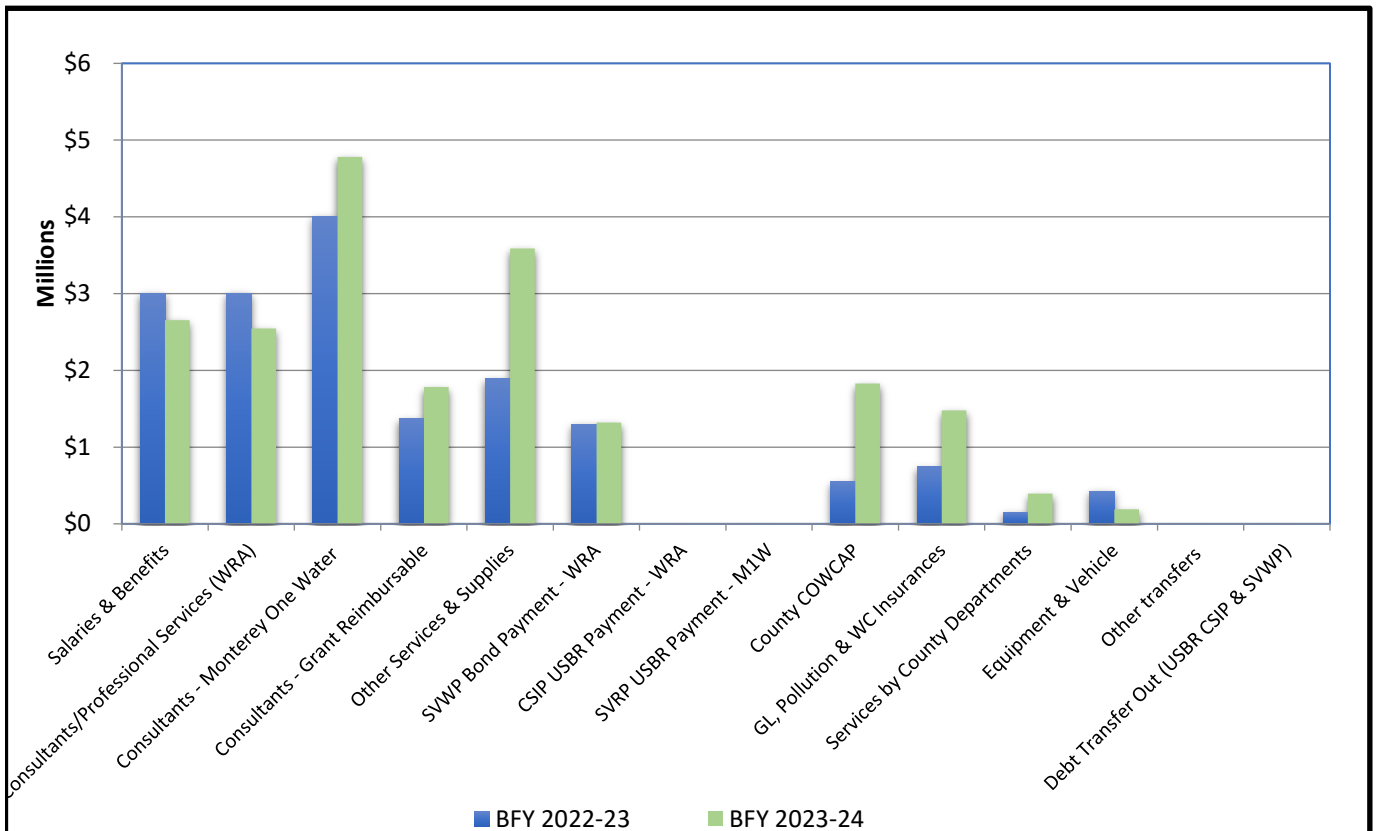
Month By Month Expenditures				
	BFY 2022-23	% Expended	BFY 2023-24	% Expended
July	3,826,260	8.0%	5,838,175	10.6%
August	6,506,256	21.5%	7,527,945	24.4%
September	2,770,110	27.3%	2,295,563	28.5%
October	1,029,596	29.4%	1,601,557	31.5%
November	935,997	31.3%	2,338,606	35.7%
December	1,383,500	34.2%	959,125	37.5%
January	7,396,513	49.6%	-	
February	3,634,020	57.2%	-	
March	1,060,889	59.4%	-	
April	1,743,934	63.0%	-	
May	5,791,093	75.0%	-	
June	(2,243,366)	70.4%	-	
<b>YEAR TO DATE ACTUAL:</b>	<b>33,834,802</b>	<b>70.4%</b>	<b>20,560,971</b>	<b>37.5%</b>
<b>Budgeted Amount</b>	<b>48,072,295</b>		<b>54,860,209</b>	



**Monterey County  
Water Resources Agency  
BFY 2023-24 FINANCIAL STATUS REPORT**

**YTD Expenditures by Type**

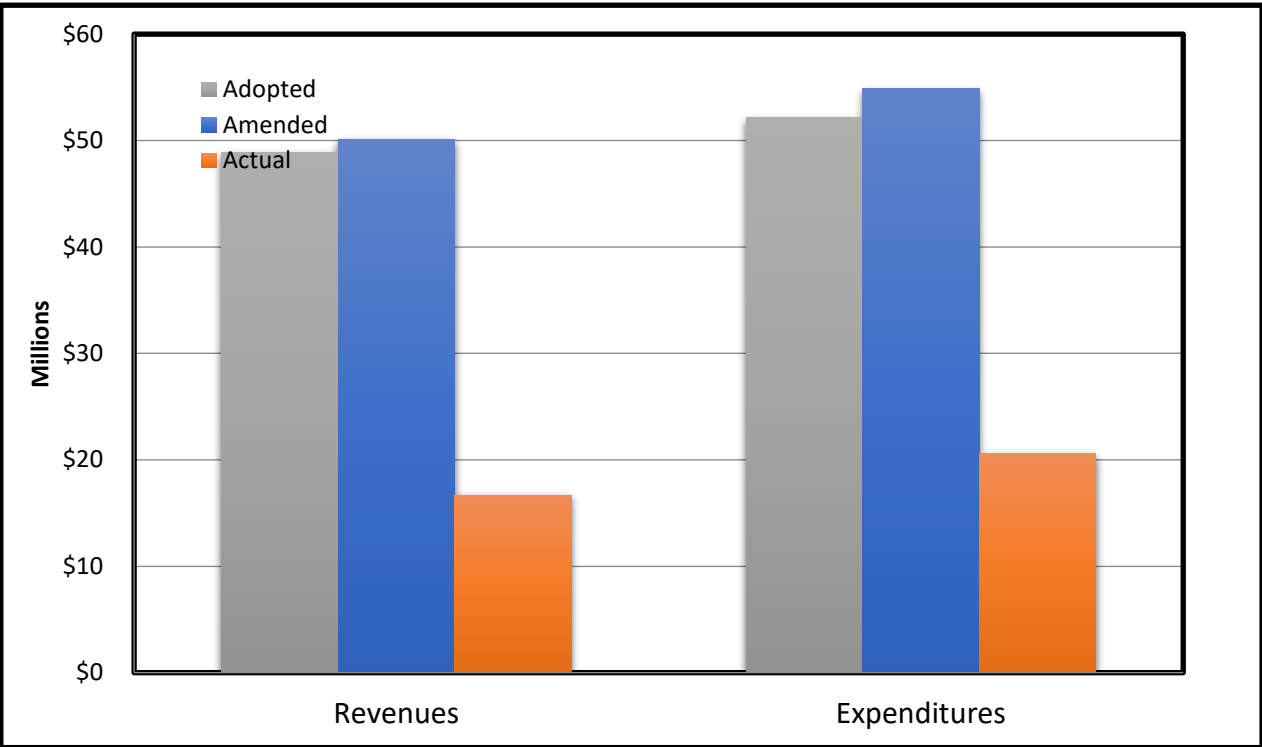
Through Accounting Period 06 - December 31		
	BFY 2022-23	BFY 2023-24
Salaries & Benefits	2,999,975	2,655,388
Consultants/Professional Services (WRA)	3,003,298	2,543,912
Consultants - Monterey One Water	4,009,798	4,778,657
Consultants - Grant Reimbursable	1,372,403	1,782,954
Other Services & Supplies	1,889,361	3,589,434
SVWP Bond Payment - WRA	1,299,919	1,318,419
CSIP USBR Payment - WRA	-	0
SVRP USBR Payment - M1W	-	0
County COWCAP	551,357	1,829,892
GL, Pollution & WC Insurances	746,437	1,477,450
Services by County Departments	153,947	395,260
Equipment & Vehicle	425,224	189,605
Other transfers	-	0
Debt Transfer Out (USBR CSIP & SVWP)	-	0
<b>YEAR TO DATE TOTAL:</b>	<b>16,451,719</b>	<b>20,560,971</b>



**MONTEREY COUNTY  
WATER RESOURCES AGENCY  
BFY 2023-24 FINANCIAL STATUS REPORT**

For Month Ending: December 31, 2023

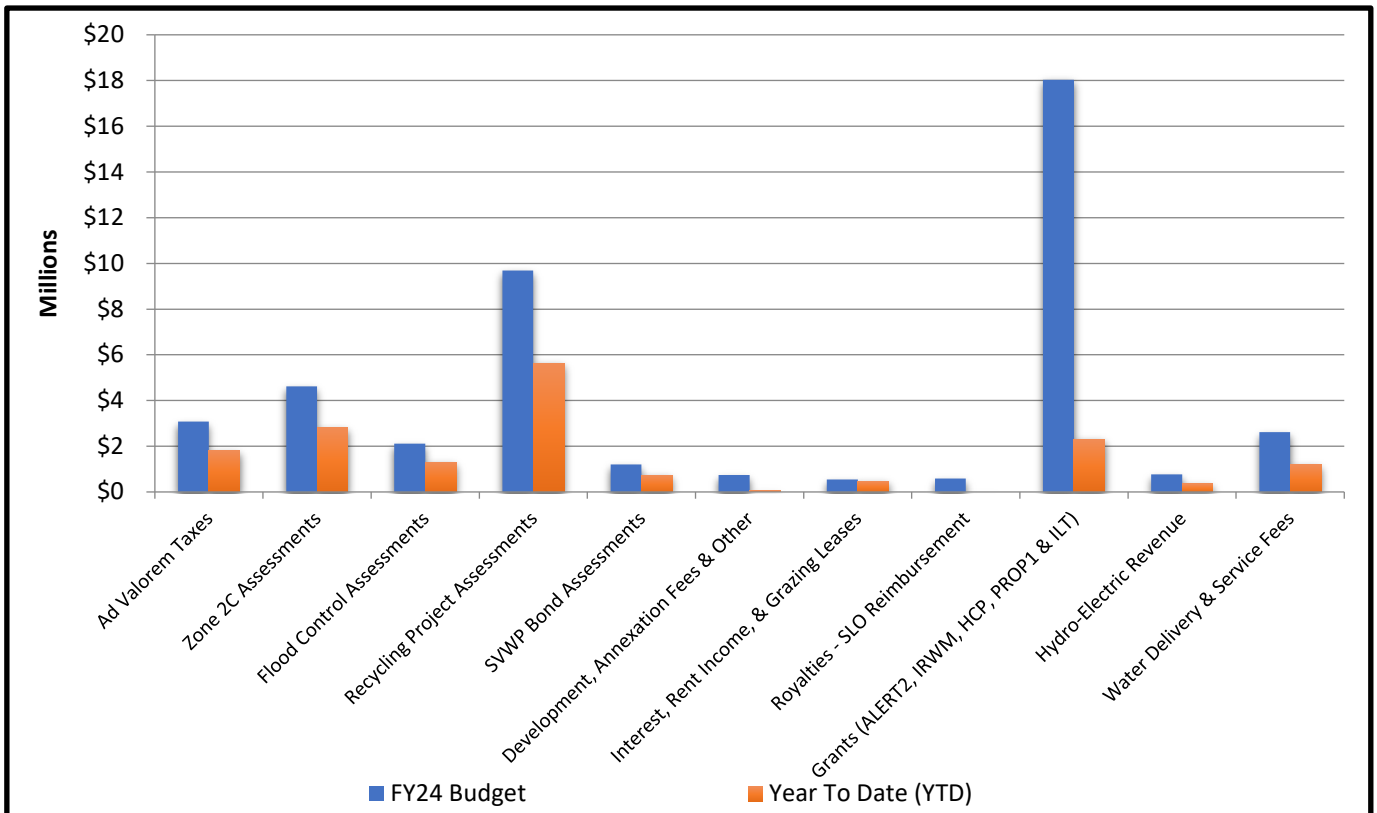
<b>Budget Variance Analysis</b>			
<b>Category</b>	<b>Adopted Budget</b>	<b>Amended Budget</b>	<b>YTD Actual</b>
Beginning Available Fund Balance	25,334,972	25,334,972	25,334,972
Revenues	48,885,830	50,097,830	16,684,454
Expenditures	52,148,209	54,860,209	20,560,971
<b>Ending Available Fund Balance</b>	<b>22,072,593</b>	<b>20,572,593</b>	<b>21,458,456</b>



**MONTEREY COUNTY  
WATER RESOURCES AGENCY  
BFY 2023-24 FINANCIAL STATUS REPORT**

**Revenue Variance**

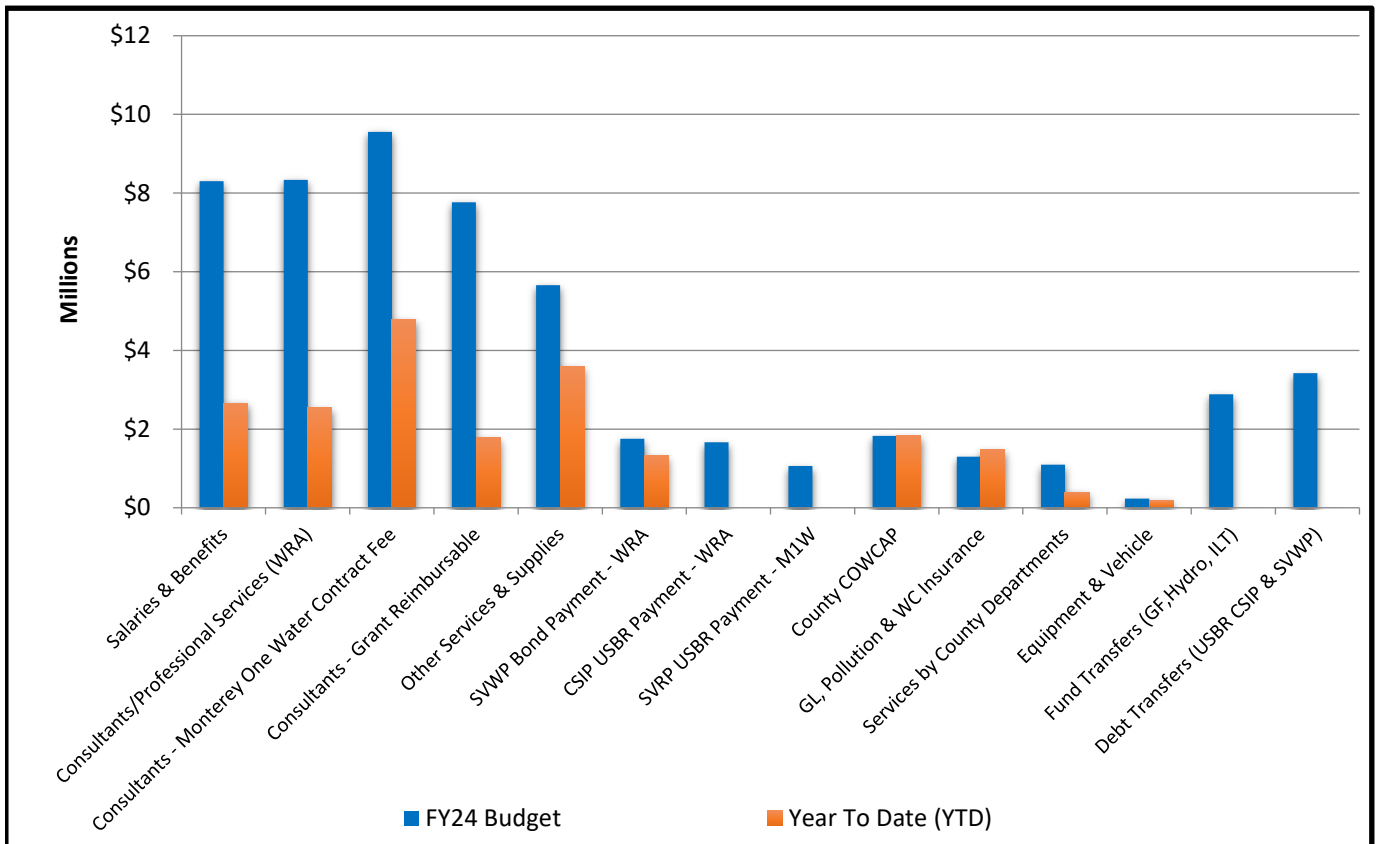
<b>Revenue Variance by Source</b>				
	<b>FY24 Budget</b>	<b>% of Adopted</b>	<b>Year To Date (YTD)</b>	<b>% of YTD vs. Budget</b>
Ad Valorem Taxes	3,084,317	6.2%	1,814,162	58.8%
Zone 2C Assessments	4,619,495	9.2%	2,825,053	61.2%
Flood Control Assessments	2,116,008	4.2%	1,307,705	61.8%
Recycling Project Assessments	9,693,962	19.4%	5,636,271	58.1%
SVWP Bond Assessments	1,199,766	2.4%	729,193	60.8%
Development, Annexation Fees & Other	737,619	1.5%	51,626	7.0%
Interest, Rent Income, & Grazing Leases	547,528	1.1%	478,572	87.4%
Royalties - SLO Reimbursement	582,600	1.2%	0	0.0%
Grants (ALERT2, IRWM, HCP, PROP1 & ILT)	18,029,290	36.0%	2,297,165	12.7%
Hydro-Electric Revenue	772,856	1.5%	357,220	46.2%
Water Delivery & Service Fees	2,621,654	5.2%	1,187,486	45.3%
Transfers In (from other Agency Funds)	2,669,398	5.3%	0	0.0%
Debt Transfer (USBR CSIP & SVWP)	3,423,338	6.8%	0	0.0%
<b>TOTAL:</b>	<b>50,097,830</b>	<b>100.0%</b>	<b>16,684,454</b>	<b>33.3%</b>



**MONTEREY COUNTY  
WATER RESOURCES AGENCY  
BFY 2023-24 FINANCIAL STATUS REPORT**

**Expenditure Variance**

Expenditure Variance by Type				
	FY24 Budget	% of Adopted	Year To Date (YTD)	% of YTD vs. Budget
Salaries & Benefits	8,301,533	15.1%	2,655,388	32.0%
Consultants/Professional Services (WRA)	8,336,361	15.2%	2,543,912	30.5%
Consultants - Monterey One Water Contract Fee	9,557,314	17.4%	4,778,657	50.0%
Consultants - Grant Reimbursable	7,765,716	14.2%	1,782,954	23.0%
Other Services & Supplies	5,660,911	10.3%	3,589,434	63.4%
SVWP Bond Payment - WRA	1,755,338	3.2%	1,318,419	75.1%
CSIP USBR Payment - WRA	1,668,000	3.0%	0	0.0%
SVRP USBR Payment - M1W	1,063,000	1.9%	0	0.0%
County COWCAP	1,828,247	3.3%	1,829,892	100.1%
GL, Pollution & WC Insurance	1,296,068	2.4%	1,477,450	114.0%
Services by County Departments	1,092,504	2.0%	395,260	36.2%
Equipment & Vehicle	230,575	0.4%	189,605	0.0%
Fund Transfers (GF,Hydro, ILT)	2,881,304	5.3%	0	0.0%
Debt Transfers (USBR CSIP & SVWP)	3,423,338	6.2%	0	0.0%
<b>TOTAL:</b>	<b>54,860,209</b>	<b>100.0%</b>	<b>20,560,971</b>	<b>37.5%</b>



## BFY 2023-24 WRA Fund Balances

For Month Ending: December 31, 2023

% Monthly Time Elapsed: 100.00%

			FY2023-24 Budget						YEAR-TO-DATE Actual					
Fund	Unit	Fund Name	**Estimate Beginning	Adopted Budget	Amendment #1	Adopted Budget	Amendment #1	Estimated Ending	YTD Actual	Percent Budget	YTD Actual	Percent Budget	Estimated Current	Fund
			Fund Balance	Expenditures	Expenditure Increase	Revenue	Revenue Increase	Fund Balance	Expenditures	Expended	Revenue	Received	Fund Balance	
111	8267	WRA Administration	4,310,771	5,374,265		4,909,517		3,846,023	2,212,376	41.2%	2,630,384	53.6%	4,728,778	111
112	8484	Pajaro Levee	1,243,368	1,828,108	1,812,000	1,231,673	1,212,000	46,933	1,673,128	91.5%	981,419	79.7%	551,659	112
116	8485	Dam Operations	4,450,021	14,124,383	900,000	15,548,422	0	4,974,060	5,393,780	38.2%	3,507,063	22.6%	2,563,304	116
121	8486	Soledad Storm Drain	287,577	147,903		106,435		246,109	58,480	39.5%	50,817	47.7%	279,915	121
122	8487	Reclamation Ditch	1,283,668	2,648,376		2,650,886		1,286,178	936,087	35.3%	966,536	36.5%	1,314,117	122
124	8488	San Lorenzo Creek	31,644	51,518		47,249		27,375	22,629	43.9%	28,068	59.4%	37,084	124
127	8489	Moro Cojo Slough	596,684	610,407		240,667		226,944	246,774	40.4%	54,336	22.6%	404,246	127
130	8490	Hydro-Electric Ops	1,418,459	975,726		789,656		1,232,389	421,619	43.2%	362,651	45.9%	1,359,491	130
131	8491	CSIP Operations	3,253,270	7,908,709		7,527,636		2,872,197	2,537,538	32.1%	2,918,752	38.8%	3,634,484	131
132	8492	SVRP Operations	2,642,410	6,394,009		5,060,202		1,308,603	2,594,690	40.6%	4,270,730	84.4%	4,318,449	132
134	8493	SRDF Operations	3,422,273	6,810,286		5,426,002		2,037,989	2,315,308	34.0%	901,680	16.6%	2,008,645	134
303	8267	CSIP Debt Service	770,672	1,668,000		1,668,000		770,672	0	0.0%	0	0.0%	770,672	303
313	8494	Debt Services	1,035,749	1,755,338		1,755,338		1,035,749	1,318,419	75.1%	724	0.0%	(281,946)	313
426	8495	Interlake Tunnel	588,406	1,851,181		1,924,147		661,372	830,144	44.8%	11,294	0.6%	(230,444)	426
<b>TOTAL:</b>			<b>25,334,972</b>	<b>52,148,209</b>	<b>2,712,000</b>	<b>48,885,830</b>	<b>1,212,000</b>	<b>20,572,593</b>	<b>20,560,971</b>	<b>39.4%</b>	<b>16,684,454</b>	<b>34.1%</b>	<b>21,458,456</b>	

\*\*Beginning Fund balance of FY24 is estimated based on FY23 actual expenditures and revenues. FY23 has not been finalized and the actual amounts are not known