



Monterey County

168 West Alisal Street,
1st Floor
Salinas, CA 93901
831.755.5066

Board Order

Agreement No.: A-11631; Resolution No.12-338

Upon motion of Supervisor Salinas, seconded by Supervisor Parker, and carried by those members present, the Board of Supervisors hereby:

- a. Adopted Resolution No. 12-338 to approve Amendment No. 2 to the Unified Franchise Agreement (Agreement No. A-11631) between the County of Monterey and USA Waste of California, Inc., dba Carmel Marina Corporation, for the Exclusive Collection of Solid Waste and Recyclables in Unincorporated Monterey County in order to adjust collection rates as shown in Exhibit 1 "Approved Rates and Charges" of Amendment No. 2 effective January 1, 2013, to implement a rate adjustment as required by contract for services provided by USA Waste of California, Inc., dba Carmel Marina Corporation; and
- b. Approved and authorized the Director of Health to execute Amendment No. 2 to the Unified Franchise Agreement (Agreement No. A-11631) between the County of Monterey and USA Waste of California, Inc., dba Carmel Marina Corporation, for the Exclusive Collection of Solid Waste and Recyclables in Unincorporated Monterey County.

PASSED AND ADOPTED on this 6th day of November 2012, by the following vote, to wit:

AYES: Supervisors Calcagno, Salinas, Potter, and Parker

NOES: None

ABSENT: Supervisor Armenta

I, Gail T. Borkowski, Clerk of the Board of Supervisors of the County of Monterey, State of California, hereby certify that the foregoing is a true copy of an original order of said Board of Supervisors duly made and entered in the minutes thereof of Minute Book 76 for the meeting on November 6, 2012

Dated: November 9, 2012
File Number: A 12-208

Gail T. Borkowski, Clerk of the Board of Supervisors
County of Monterey, State of California

By *Danise Hancock*
Deputy

**Before the Board of Supervisors in and for the
County of Monterey, State of California**

Resolution No. 12-338

Conduct a hearing to:

- a. Approve Amendment No. 2 to the Unified Franchise Agreement (Agreement No. A-11631) between the County of Monterey and USA Waste of California, Inc., dba Carmel Marina Corporation, for the Exclusive Collection of Solid Waste and Recyclables in Unincorporated Monterey County in order to adjust collection rates as shown in Exhibit 1 “Approved Rates and Charges” of Amendment No. 2 effective January 1, 2013, to implement a rate adjustment as required by contract for services provided by USA Waste of California, Inc., dba Carmel Marina Corporation; and)
- b. Approve and authorize the Director of Health to execute Amendment No. 2 to the Unified Franchise Agreement (Agreement No. A-11631) between the County of Monterey and USA Waste of California, Inc., dba Carmel Marina Corporation, for the Exclusive Collection of Solid Waste and Recyclables in Unincorporated Monterey County.....)

WHEREAS, the Director of Health seeks authorization to execute Amendment No. 2 to the Unified Franchise Agreement (UFA) (Agreement No. A-11631) between the County of Monterey and USA Waste of California, Inc., dba Carmel Marina Corporation, also known as Waste Management (Contractor);

WHEREAS, this matter was considered at the October 23, 2012 meeting of the Board of Supervisors and continued to a date certain, to be considered by said Board as a timed item, on November 6, 2012;

WHEREAS, Amendment No. 2 would amend the UFA at Article 13, Section 13.13 “Adjustments to Service Rates, Surcharges and Fees” to replace the service rates, surcharges and fees set forth in the attachment to Exhibit 1 “Approved Rates and Charges,” previously approved and adopted pursuant to Amendment No. 1, with the proposed new attachment to Exhibit 1 “Approved Rates and Charges” to reflect a rate adjustment;

WHEREAS, in accordance with Article 13.13ff of the UFA, Contractor has submitted a request for rate adjustment that, based on calculations set forth in the UFA, justifies an across-the-board rate increase for solid waste and recyclables collection services for each of their three customer categories:

- 3.41 % increase for residential customers
- 2.82 % increase for commercial customers within the jurisdiction of the Monterey Regional Waste Management District (MRWMD)
- 3.85 % increase for commercial customers within the jurisdiction of the Salinas Valley Solid Waste Authority (SVSWA);

WHEREAS, Environmental Health Bureau staff has carefully evaluated Contractor's request, and believes it to be accurate and in compliance with the UFA;

WHEREAS, On February 2, 2010, said UFA was awarded to Contractor.

WHEREAS, Article 13 "Billing and Payment," Subsection 13.13.2.1, provides that: "On January 1, 2012, and annually thereafter, the service rates, fees and surcharges set forth in Exhibit 1 shall be adjusted by multiplying them by the Refuse Rate Index (RRI) percentage adjustment;"

WHEREAS, the current RRI computations take into consideration tipping fees approved by the MRWMD and SVSWA, which are a direct "pass through" to the rate payers, and also account for increases in Contractor's actual operating expenses; and

WHEREAS, approval of said RRI increase is consistent with the terms of the UFA.

NOW, THEREFORE, BE IT RESOLVED, that the Board of Supervisors hereby:

Approves Amendment No. 2 to the Unified Franchise Agreement (Agreement No. A-11631) between the County of Monterey and USA Waste of California, Inc., dba Carmel Marina Corporation, for the Exclusive Collection of Solid Waste and Recyclables in Unincorporated Monterey County in order to adjust collection rates as shown in Exhibit 1 "Approved Rates and Charges" of Amendment No. 2 effective January 1, 2013, to implement a rate adjustment as required by contract for services provided by USA Waste of California, Inc., dba Carmel Marina Corporation; and

Approves and authorizes the Director of Health to execute Amendment No. 2 to the Unified Franchise Agreement (Agreement No. A-11631) between the County of Monterey and USA Waste of California, Inc., dba Carmel Marina Corporation, for the Exclusive Collection of Solid Waste and Recyclables in Unincorporated Monterey County.

PASSED AND ADOPTED upon motion of Supervisor Salinas, seconded by Supervisor Parker and carried this 6th day of November 2012, by the following vote, to wit:

AYES: Supervisors Calcagno, Salinas, Potter and Parker

NOES: None

ABSENT: Supervisor Armenta

I, Gail T. Borkowski, Clerk of the Board of Supervisors of the County of Monterey, State of California, hereby certify that the foregoing is a true copy of an original order of said Board of Supervisors duly made and entered in the minutes thereof of Minute Book 76 for the meeting on November 6, 2012

Dated: November 9, 2012
File Number: A 12-208/

Gail T. Borkowski, Clerk of the Board of Supervisors
County of Monterey, State of California

By Denise Hancock
Deputy

**AMENDMENT No. 2 TO
UNIFIED FRANCHISE AGREEMENT
FOR THE EXCLUSIVE COLLECTION OF SOLID WASTE AND RECYCLABLES IN
UNINCORPORATED MONTEREY COUNTY
BETWEEN COUNTY OF MONTEREY
AND
USA WASTE OF CALIFORNIA, INC.
DBA CARMEL MARINA CORPORATION**

THIS AMENDMENT No. 2 is made to the UNIFIED FRANCHISE AGREEMENT FOR THE EXCLUSIVE COLLECTION OF SOLID WASTE AND RECYCLABLES IN UNINCORPORATED MONTEREY COUNTY dated February 9, 2010, and amended, pursuant to AMENDMENT No. 1 dated February 3, 2012 (hereafter, "AGREEMENT") by and between the County of Monterey (hereafter, "County") and USA Waste of California Inc., dba Carmel Marina Corporation (hereafter, "Contractor") (collectively referred to as, the "Parties").

WHEREAS, County and Contractor wish to amend the AGREEMENT to adjust collection rates, effective January 1, 2013, for services provided by Contractor.

NOW THEREFORE, County and Contractor hereby agree to amend the AGREEMENT in the following manner:


1. Amend Article 13, at Section 13.13 Adjustments to Service Rates, Surcharges and Fees to replace the referenced Exhibit 1 "Approved Rates and Charges," approved and adopted pursuant to AMENDMENT No. 1 with the attached new Exhibit 1 "Approved Rates and Charges" approved and adopted pursuant to this AMENDMENT No. 2.
2. Except as provided herein, all remaining terms, conditions and provisions of the AGREEMENT are unchanged and unaffected by this AMENDMENT No. 2 and shall continue in full force and effect as set forth in the AGREEMENT.

IN WITNESS WHEREOF, the parties have executed this AMENDMENT No. 2 as of the last date opposite the respective signatures below.

COUNTY:


By: _____
Name: Ray Bullick
Title: Director of Health

Date: _____


Approved as to form and legality:

Mary Grace Perry, Deputy County Counsel

Date: 10-29-2012

CONTRACTOR:

By: 
Name: Barry Stronick
Title: Acting Vice President 10-25-12
Chair, Pres. or Vice Pres.

Date: _____

By: 
Title: Vice President & Assistant Secretary
Secretary, Assistant Secty,
CFO or Assistant Treasurer

Date: October 25, 2012

EXHIBIT 1--APPROVED RATES AND CHARGES EFFECTIVE JANUARY 1, 2013

FORM 1

COLLECTION SERVICE RATES

SINGLE FAMILY DWELLING COLLECTION SERVICE

**SOLID WASTE
1ST CONTAINER**

	MONTHLY RATE
CAN (32 GAL)	26.43
20 GAL CART	22.17
35 GAL CART	26.96
64 GAL CART	42.26
96 GAL CART	52.83

**SOLID WASTE
ADDITIONAL CONTAINER**

	MONTHLY RATE
CAN (32 GAL)	21.14
20 GAL CART	17.74
35 GAL CART	21.56
64 GAL CART	33.81
96 GAL CART	42.26

Above rates include Solid Waste container requested, up to 96 gallons in Recycling and up to 96 gallons in Green Waste

**RECYCLING
ADDITIONAL CONTAINER**

	MONTHLY RATE
CAN (32 GAL)	13.21
35 GAL CART	13.47
64 GAL CART	21.13
96 GAL CART	26.42

**GREEN WASTE
ADDITIONAL CONTAINER**

	MONTHLY RATE
CAN (32 GAL)	13.21
35 GAL CART	13.47
64 GAL CART	21.13
96 GAL CART	26.42

Can refers to customer owned 32 gallon container

ANCILLARY SERVICES

	MONTHLY RATE	
Backyard Service	20.22	for default services, 3 containers
Backyard Service	6.75	each container
Difficult to Service	150%	of base rate

All of the below rates are per occurrence.

Additional Cart Exchange	75.35	each, in excess of 1 per year
Additional Cart Replacement	75.35	each, in excess of subscribed container quantity
Excess On-Call Collection Capacity	52.88	each yard, above 5 yards, for the included on-call collection
Additional On-Call Collection Capacity	52.88	each yard, for subsequent on-call collections
Un-containerized Material Surcharge	0.53	per gallon, in excess of 1 occurrence
Return for Inaccessible Containers	52.88	over 2 times per year
Composting Bin Delivery	105.76	
NSF Fee	25.00	bad check fee
Late Payment Fee	1.5%	\$5.00 minimum not compounded

EXHIBIT 1--APPROVED RATES AND CHARGES EFFECTIVE JANUARY 1, 2013

FORM 2

COLLECTION SERVICE RATES

MFD & COMMERCIAL CART RATES

SOLID WASTE 1ST CONTAINER		MONTHLY RATE BASED ON SERVICES PER WEEK					
		1	2	3	4	5	6
20 GAL CART	23.26	23.26	46.52	69.78	93.04	116.30	139.56
35 GAL CART	28.54	28.54	57.08	85.62	114.16	142.70	171.24
64 GAL CART	44.41	44.41	88.82	133.23	177.64	222.05	266.46
96 GAL CART	54.99	54.99	109.98	164.97	219.96	274.95	329.94
CAN (32 GAL)	28.03	28.03	56.06	84.09	112.12	140.15	168.18

SOLID WASTE ADDITIONAL CONTAINER		MONTHLY RATE BASED ON SERVICES PER WEEK					
		1	2	3	4	5	6
20 GAL CART	18.60	18.60	37.20	55.80	74.40	93.00	111.60
35 GAL CART	22.83	22.83	45.66	68.49	91.32	114.15	136.98
64 GAL CART	35.53	35.53	71.06	106.59	142.12	177.65	213.18
96 GAL CART	43.99	43.99	87.98	131.97	175.96	219.95	263.94
CAN (32 GAL)	22.43	22.43	44.86	67.29	89.72	112.15	134.58

Can refers to customer owned 32 gallon container

MFD/commercial cart/can customers eligible for 1 cart up to 96 gallons for recyclables at no charge for each solid waste cart or can.

RECYCLING ADDITIONAL CART	MONTHLY RATE	GREEN WASTE SUBSCRIPTION CART	MONTHLY RATE
35 GAL CART	14.27	64 GAL CART	22.20
64 GAL CART	22.20	96 GAL CART	27.50
96 GAL CART	27.50		

Roll Out Service: 6.75 per cart
 Difficult to Service Customers; 150% of base rate

All of the below rates are per occurrence.

Cleaning Fee	75.42	each cart
Additional Cart Exchange	75.42	each, in excess of 1 per year
Additional Cart Replacement	75.42	each, in excess of subscribed container quantity
Excess On-Call Capacity	52.93	per yard, Multifamily customers only
Subscription On-Call Capacity	52.93	per yard
Un-containerized Material Surcharge	0.53	per gallon
Return for Inaccessible Containers	52.93	over 2 times per year
Lock Fee Greater of	26.46	per month per enclosure
	10.59	per month per container
Composting Bin Delivery	105.85	
Reactivation Fee	26.46	after County approved service suspension
NSF Fee	25.00	bad check fee
Late Payment Fee	1.5%	\$5.00 minimum not compounded

EXHIBIT 1--APPROVED RATES AND CHARGES EFFECTIVE JANUARY 1, 2013

FORM 3A

COLLECTION SERVICE RATES

MFD & COMMERCIAL BIN RATES in the MRWMD

SOLID WASTE

At 25% of base rate At 50% base rate

NON-COMPACTED BINS

CUBIC YARDS	Per Yard	MONTHLY RATE BASED ON SERVICES PER WEEK					
		1	2	3	4	5	6
1	104.21	104.21	208.42	312.63	416.84	521.05	625.26
1.5	92.23	138.35	276.69	415.04	553.38	691.73	830.07
2	80.24	160.48	320.96	481.44	641.92	802.40	962.88
3	80.24	240.72	481.44	722.16	962.88	1,203.60	1,444.32
4	77.12	308.48	616.96	925.44	1,233.92	1,542.40	1,850.88
6	73.99	443.94	887.88	1,331.82	1,775.76	2,219.70	2,663.64
8	70.86	566.88	1,133.76	1,700.64	2,267.52	2,834.40	3,401.28

Extra Pick Up On routed day	Special Pick Up Non routed day
26.05	52.11
34.59	69.17
40.12	80.24
60.18	120.36
77.12	154.24
110.99	221.97
141.72	283.44

COMPACTED BINS

CUBIC YARDS	Per Yard	MONTHLY RATE BASED ON SERVICES PER WEEK					
		1	2	3	4	5	6
1	208.42	208.42	416.84	625.26	833.68	1,042.10	1,250.52
2	160.48	320.96	641.92	962.88	1,283.84	1,604.80	1,925.76
3	160.48	481.44	962.88	1,444.32	1,925.76	2,407.20	2,888.64
4	154.23	616.92	1,233.84	1,850.76	2,467.68	3,084.60	3,701.52
5	151.10	755.50	1,511.00	2,266.50	3,022.00	3,777.50	4,533.00
6	147.98	887.88	1,775.76	2,663.64	3,551.52	4,439.40	5,327.28
7	144.85	1,013.95	2,027.90	3,041.85	4,055.80	5,069.75	6,083.70
8	141.73	1,133.84	2,267.68	3,401.52	4,535.36	5,669.20	6,803.04

Extra Pick Up On routed day	Special Pick Up Non routed day
52.11	104.21
80.24	160.48
120.36	240.72
154.23	308.46
188.88	377.75
221.97	443.94
253.49	506.98
283.46	566.92

Service Rate for multiple Bins shall be calculated by multiplying the Container size by the number of Containers.
Compacted rate is 2 times the uncompacted rate.

MFD/Commercial bin customers eligible for 1/2 of solid waste capacity in recycling bin or cart service at no charge.
Compacted solid waste counts as 2 times uncompacted for recycling calculation.

For example, (1) 4 cubic yard compacted solid waste bin eligible for (1) 4 cubic yard recyclables bin at no charge.

ADDITIONAL RECYCLING - BINS

42.09	Per yard over free capacity
-------	-----------------------------

For additional recycling carts and subscription green waste service, rates on Form 2 will apply.

PUSH RATES

1-25 ft	26-49 ft	50-75 ft	76-100 ft	101-125 ft	126+ ft
26.31	52.62	78.93	105.25	131.56	157.87

All of the above rates are monthly except extra and special pickups.

Cleaning Fee	118.41	each bin
Additional Bin Exchange	78.93	each, in excess of 1 per year
Additional Bin Replacement	473.61	each, in excess of subscribed container quantity
Excess On-Call Capacity	98.67	per yard, Multifamily customers only
Subscription On-Call Capacity	98.67	per yard
Bin Overflow	105.25	per yard
Return for Inaccessible Containers	52.62	over 2 times per year
Lock Fee Greater of:	26.31	per month per enclosure
	10.53	per month per container
Composting Bin Delivery	105.25	
Reactivation Fee	26.31	after County approved service suspension
NSF Fee	25.00	bad check fee
Late Payment Fee	1.5%	\$5.00 minimum not compounded

EXHIBIT 1--APPROVED RATES AND CHARGES EFFECTIVE JANUARY 1, 2013

FORM 3B

COLLECTION SERVICE RATES

MFD & COMMERCIAL BIN RATES in the SVSWA

SOLID WASTE

At 25% of base rate At 50% base rate

NON-COMPACTED BINS

CUBIC YARDS	Per Yard	MONTHLY RATE BASED ON SERVICES PER WEEK					
		1	2	3	4	5	6
1	153.42	153.42	306.84	460.26	613.68	767.10	920.52
1.5	138.07	207.11	414.21	621.32	828.42	1,035.53	1,242.63
2	122.73	245.46	490.92	736.38	981.84	1,227.30	1,472.76
3	118.13	354.39	708.78	1,063.17	1,417.56	1,771.95	2,126.34
4	113.53	454.12	908.24	1,362.36	1,816.48	2,270.60	2,724.72
6	108.93	653.58	1,307.16	1,960.74	2,614.32	3,267.90	3,921.48
8	104.32	834.56	1,669.12	2,503.68	3,338.24	4,172.80	5,007.36

Extra Pick Up On routed day	Special Pick Up Non routed day
38.36	76.71
51.78	103.55
61.37	122.73
88.60	177.20
113.53	227.06
163.40	326.79
208.64	417.28

COMPACTED BINS

CUBIC YARDS	Per Yard	MONTHLY RATE BASED ON SERVICES PER WEEK					
		1	2	3	4	5	6
1	306.84	306.84	613.68	920.52	1,227.36	1,534.20	1,841.04
2	245.46	490.92	981.84	1,472.76	1,963.68	2,454.60	2,945.52
3	236.26	708.78	1,417.56	2,126.34	2,835.12	3,543.90	4,252.68
4	227.06	908.24	1,816.48	2,724.72	3,632.96	4,541.20	5,449.44
5	222.46	1,112.30	2,224.60	3,336.90	4,449.20	5,561.50	6,673.80
6	217.86	1,307.16	2,614.32	3,921.48	5,228.64	6,535.80	7,842.96
7	213.25	1,492.75	2,985.50	4,478.25	5,971.00	7,463.75	8,956.50
8	208.63	1,669.04	3,338.08	5,007.12	6,676.16	8,345.20	10,014.24

Extra Pick Up On routed day	Special Pick Up Non routed day
76.71	153.42
122.73	245.46
177.20	354.39
227.06	454.12
278.08	556.15
326.79	653.58
373.19	746.38
417.26	834.52

Service Rate for multiple Bins shall be calculated by multiplying the Container size by the number of Containers.
Compacted rate is 2 times the uncompacted rate.

MFD/Commercial bin customers eligible for 1/2 of solid waste capacity in recycling bin or cart service at no charge.
Compacted solid waste counts as 2 times uncompacted for recycling calculation.

For example, (1) 4 cubic yard compacted solid waste bin eligible for (1) 4 cubic yard recyclables bin at no charge.

ADDITIONAL RECYCLING - BINS

42.52	Per yard over free capacity
-------	-----------------------------

For additional recycling carts and subscription green waste service, rates on Form 2 will apply.

PUSH RATES

1-25 ft	26-49 ft	50-75 ft	76-100 ft	101-125 ft	126+ ft
26.58	53.15	79.73	106.30	132.88	159.45

All of the above rates are monthly except extra and special pickups.

Cleaning Fee	119.59	each bin
Additional Bin Exchange	79.73	each, in excess of 1 per year
Additional Bin Replacement	478.35	each, in excess of subscribed container quantity
Excess On-Call Capacity	99.65	per yard, Multifamily customers only
Subscription On-Call Capacity	99.65	per yard
Bin Overflow	106.30	per yard
Return for Inaccessible Containers	53.15	over 2 times per year
Lock Fee Greater of:	26.58	per month per enclosure
	10.63	per month per container
Composting Bin Delivery	106.30	
Reactivation Fee	26.58	after County approved service suspension
NSF Fee	25.00	bad check fee
Late Payment Fee	1.5%	\$5.00 minimum not compounded

EXHIBIT 1--APPROVED RATES AND CHARGES EFFECTIVE JANUARY 1, 2013

FORM 4A

COLLECTION SERVICE RATES

MFD & COMMERCIAL ROLL-OFF RATES in the MRWMD

**SOLID WASTE
NON-COMPACTED BOXES**

CUBIC YARDS	PER PULL
up to 6	333.84
7-8	384.84
9-10	435.60
11-15	486.35
16-20	522.42
21-30	592.96
31-40	724.68
41-50	867.64

**SOLID WASTE
COMPACTED BOXES**

CUBIC YARDS	PER PULL
up to 6	446.67
7-10	498.21
11-15	599.20
16-20	700.19
21-30	828.86
31-40	960.21
41-50	1,152.50

Rates include all disposal

Minimum weekly service, up to 6 times per week

Relocation	105.25	
Dry Run	157.87	trip charge, no haul
Stand By	210.49	per hour
Stand By	1,262.96	per day
Composting Bin Delivery	105.25	
Reactivation Fee	26.31	after County approved service suspension
NSF Fee	25.00	bad check fee
Late Payment Fee	1.5%	\$5.00 minimum not compounded

All services are charged on a per occurrence basis.

MFD/Commercial box customers eligible for 1/2 of solid waste capacity in recyclables capacity at no charge.

Compacted solid waste counts as 2 times uncompacted for recycling calculation.

ADDITIONAL RECYCLING - BINS

42.09	Per yard over free capacity
-------	-----------------------------

ADDITIONAL RECYCLING - BOXES

Customers with 90% clean recyclables loads eligible for the following discounted haul rates

50%	Loads greater than 1.5 but less than 2.5 tons
75%	Loads greater than or equal to 2.5 tons

EXHIBIT 1--APPROVED RATES AND CHARGES EFFECTIVE JANUARY 1, 2013

FORM 4B

COLLECTION SERVICE RATES

MFD & COMMERCIAL ROLL-OFF RATES in the SVSWA

**SOLID WASTE
NON-COMPACTED BOXES**

CUBIC YARDS	PER PULL
up to 6	387.94
7-8	440.84
9-10	514.33
11-15	587.79
16-20	675.96
21-30	700.84
31-40	856.37
41-50	1,067.43

**SOLID WASTE
COMPACTED BOXES**

CUBIC YARDS	PER PULL
up to 6	476.11
7-10	531.07
11-15	574.15
16-20	617.23
21-30	1,102.40
31-40	1,115.48
41-50	1,337.33

Rates include all disposal

Minimum weekly service, up to 6 times per week

Relocation	106.30	
Dry Run	159.45	trip charge, no haul
Stand By	212.60	per hour
Stand By	1,275.61	per day
Composting Bin Delivery	106.30	
Reactivation Fee	26.58	after County approved service suspension
NSF Fee	25.00	bad check fee
Late Payment Fee	1.5%	\$5.00 minimum not compounded

All services are charged on a per occurrence basis.

MFD/Commercial box customers eligible for 1/2 of solid waste capacity in recyclables capacity at no charge.
Compacted solid waste counts as 2 times uncompacted for recycling calculation.

ADDITIONAL RECYCLING - BINS

42.52	Per yard over free capacity
-------	-----------------------------

ADDITIONAL RECYCLING - BOXES

Customers with 90% clean recyclables loads eligible for the following discounted haul rates

50%	Loads greater than 1.5 but less than 2.5 tons
75%	Loads greater than or equal to 2.5 tons

EXHIBIT 1--APPROVED RATES AND CHARGES EFFECTIVE JANUARY 1, 2013

FORM 5

COLLECTION SERVICE RATES

TEMPORARY ON-CALL BIN AND ROLL-OFF COLLECTION SERVICE

**SOLID WASTE
BINS**

CUBIC YARDS	PER PULL
1	98.69
1.5	124.08
2	149.46
3	224.18
4	286.42
6	410.88
8	522.84

**SOLID WASTE
NON-COMPACTED BOXES**

CUBIC YARDS	PER PULL
up to 6	270.27
7-10	293.78
11-20	352.53
21-30	434.78
31-40	528.79
41-50	623.86

Customers may keep On-Call Bins and Roll-off Containers for five (5) Work Days, not counting the delivery and removal days.

**SOLID WASTE
COMPACTED BOXES**

CUBIC YARDS	PER PULL
up to 6	337.84
7-10	367.21
11-15	403.94
16-20	440.66
21-30	543.48
31-40	660.99
41-50	778.50

Compacted boxes refers to customer-owned compactors

Provided on a temporary or Irregular basis.

Relocation	105.76	
Dry Run	158.64	trip charge, no haul
Demurrage Per Day	10.58	temporary rental, after five (5) days, not including delivery and removal days
Stand By	211.52	per hour
Stand By	1,269.10	per day
Composting Bin Delivery	105.76	
Reactivation Fee	26.44	after County approved service suspension
NSF Fee	25.00	bad check fee
Late Payment Fee	1.5%	\$5.00 minimum not compounded

All services are charged on a per occurrence basis.

Note: All Bin, compacted box and non-compacted box per pull service rates consist of collection rates and franchise fees only; disposal will be based on actual disposal costs plus a 10% franchise fee. The total customer rate will be the pull rate (collection and franchise fee), and disposal and the disposal franchise fee.

RECYCLING CAPACITY - BINS

42.30	Per yard
-------	----------

RECYCLING CAPACITY - ROLL-OFF

Customers with 90% clean recyclables loads eligible for the following discounted haul rates

50%	Loads greater than 1.5 but less than 2.5 tons
75%	Loads greater than or equal to 2.5 tons

EXHIBIT 1--APPROVED RATES AND CHARGES EFFECTIVE JANUARY 1, 2013

FORM 6A

COLLECTION SERVICE RATES

SPECIAL EVENT RATES in the MRWMD

**SOLID WASTE
BINS**

CUBIC YARDS	PER LIFT
1	104.21
1.5	138.34
2	160.47
3	240.72
4	308.45
6	443.92
8	566.88

**SOLID WASTE
NON-COMPACTED BOXES**

CUBIC YARDS	PER PULL
up to 6	333.84
7-10	384.84
11-20	522.42
21-30	592.96
31-40	724.68
41-50	867.64

Rates include all disposal

Special Event Collection Service eligible for equal solid waste capacity in recycling at no charge

ADDITIONAL RECYCLING - BINS

42.09	Per yard over free capacity
-------	-----------------------------

ADDITIONAL RECYCLING - BOXES

Customers with 90% clean recyclables loads eligible for the following discounted haul rates

50%	Loads greater than 1.5 but less than 2.5 tons
75%	Loads greater than or equal to 2.5 tons

Relocation	105.25	
Dry Run	157.87	trip charge, no haul
Stand By	210.49	per hour
Stand By	1,262.96	per day
Cleaning Fee	118.41	each container
Container Overflow	105.25	per yard
Lock Fee	26.31	per enclosure
	10.53	per container
Reactivation Fee	26.31	after County approved service suspension
NSF Fee	25.00	bad check fee
Late Payment Fee	1.5%	\$5.00 minimum not compounded

All services are charged on a per occurrence basis.

EXHIBIT 1--APPROVED RATES AND CHARGES EFFECTIVE JANUARY 1, 2013

FORM 6B

COLLECTION SERVICE RATES

SPECIAL EVENT RATES in the SVSWA

**SOLID WASTE
BINS**

CUBIC YARDS	PER LIFT
1	153.42
1.5	207.11
2	245.46
3	354.39
4	454.10
6	653.54
8	834.57

**SOLID WASTE
NON-COMPACTED BOXES**

CUBIC YARDS	PER PULL
up to 6	387.94
7-10	440.84
11-20	675.96
21-30	700.84
31-40	856.37
41-50	1,067.43

Rates include all disposal

Special Event Collection Service eligible for equal solid waste capacity in recycling at no charge

ADDITIONAL RECYCLING - BINS

42.52	Per yard over free capacity
-------	-----------------------------

ADDITIONAL RECYCLING - BOXES

Customers with 90% clean recyclables loads eligible for the following discounted haul rates

50%	Loads greater than 1.5 but less than 2.5 tons
75%	Loads greater than or equal to 2.5 tons

Relocation	106.30	
Dry Run	159.45	trip charge, no haul
Stand By	212.60	per hour
Stand By	1,275.61	per day
Cleaning Fee	119.59	each container
Container Overflow	106.30	per yard
Lock Fee	26.58	per enclosure
	10.63	per container
Reactivation Fee	26.58	after County approved service suspension
NSF Fee	25.00	bad check fee
Late Payment Fee	1.5%	\$5.00 minimum not compounded

All services are charged on a per occurrence basis.

EXHIBIT 1--APPROVED RATES AND CHARGES EFFECTIVE JANUARY 1, 2013

FORM 7

MAXIMUM RATES

EMERGENCY SERVICE RATES

EMPLOYEES

Labor Position	Hourly Rate
Driver	158.64
Supervisor	185.08
Helper	105.76

EQUIPMENT

Equipment Type	Make & Model	Hourly Rate
Side Loader	Autocar	158.64
Commercial Front End Loader	Autocar	185.08
Rear End Loader	Autocar	158.64
Roll Off	Autocar	158.64
Flat Bed Truck	Autocar	79.32

Collection Vehicle Travel Costs per Mile	7.41
--	------

EXHIBIT 1--APPROVED RATES AND CHARGES EFFECTIVE JANUARY 1, 2013
FORM 8

DISPOSAL COSTS PER GALLON AND CUBIC YARD

Form	2012 Disposal Cost	Disposal Increase	2013 Disposal Cost
Form 1 the average disposal cost per gallon.	\$0.0335	2.67%	\$0.0344
Form 2 the average disposal cost per gallon.	\$0.0335	2.67%	\$0.0344
Form 3A the average disposal cost per cubic yard in MRWMD.	\$3.6186	0.00%	\$3.6186
Form 3B the average disposal cost per cubic yard in SVSWA.	\$4.8379	4.69%	\$5.0648
Form 3B the average processing and transportation cost per cubic yard via Transfer Station.	\$1.7840	4.69%	\$1.8677
Form 4A the average disposal cost per cubic yard in MRWMD.	\$3.6186	0.00%	\$3.6186
Form 4B the average disposal cost per cubic yard in SVSWA.	\$4.8379	4.69%	\$5.0648
Form 4B the average processing and transportation cost per cubic yard via Transfer Station.	\$1.7840	4.69%	\$1.8677
Form 6A the average disposal cost per cubic yard in MRWMD.	\$3.6186	0.00%	\$3.6186
Form 6B the average disposal cost per cubic yard in SVSWA.	\$4.8379	4.69%	\$5.0648
Form 6B the average processing and transportation cost per cubic yard via Transfer Station.	\$1.7840	4.69%	\$1.8677

This form reflects the change in Tipping fee only. *This tab is informational only* - Source is RRI Disposal Pct.

The disposal cost for Forms 1 & 2 have blended the disposal cost of both JPA's in order to achieve uniform rates countywide.

MRWMD does not have a known tipping fee increase effective 1/1/13.

Disposal costs listed above do not factor in the disposal cost for white goods, mattresses, e-waste, bulkies, special waste, batteries, oil as some



7/31/2012
 Monterey County
 RRI Refuse Rate Index, Exhibit 2
 Financial Statement Format

SVSWA increased MSW rate per ton from \$64.00 to \$67.00 per ton effective 8/1/12.

	Combined Total				Rest Account Increase				Comm Accounts MRWD				Comm Accounts SVSWA			
	12-month ending 12/31/11 Audited Financials	% Change from RRI Index	Item Weight	Weighted % Change	12-month ending 12/31/11 Audited Financials	% Change from RRI Index	Item Weight	Weighted % Change	12-month ending 12/31/11 Audited Financials	% Change from RRI Index	Item Weight	Weighted % Change	12-month ending 12/31/11 Audited Financials	% Change from RRI Index	Item Weight	Weighted % Change
Operating Costs																
Labor:	\$6,076,267	-0.86%	32.49%	-0.28%	\$6,076,267	-0.86%	32.49%	-0.28%	\$6,076,267	-0.86%	32.49%	-0.28%	\$6,076,267	-0.86%	32.49%	-0.28%
Diesel Fuel:	\$1,136,872	35.77%	6.08%	2.17%	\$1,136,872	35.77%	6.08%	2.17%	\$1,136,872	35.77%	6.08%	2.17%	\$1,136,872	35.77%	6.08%	2.17%
Vehicle Replacement:	\$983,156	1.51%	5.26%	0.08%	\$983,156	1.51%	5.26%	0.08%	\$983,156	1.51%	5.26%	0.08%	\$983,156	1.51%	5.26%	0.08%
Vehicle Maintenance:	\$1,016,456	1.44%	5.44%	0.08%	\$1,016,456	1.44%	5.44%	0.08%	\$1,016,456	1.44%	5.44%	0.08%	\$1,016,456	1.44%	5.44%	0.08%
All Other:	\$5,352,705	2.66%	28.62%	0.76%	\$5,352,705	2.66%	28.62%	0.76%	\$5,352,705	2.66%	28.62%	0.76%	\$5,352,705	2.66%	28.62%	0.76%
Disposal Cost: (SFD, MFD, and Commercial Cart Services)	\$1,832,129	2.67%	9.80%	0.26%	\$1,832,129	2.67%	22.11%	0.99%	\$1,832,129	2.67%	0.00%	0.00%	\$1,832,129	2.67%	0.00%	0.00%
Disposal Cost: (MFD Bin, Commercial Bin, Roll-Off, and Large Venue Events Services In the MRWD)	\$1,351,203	0.00%	7.23%	0.00%	\$1,351,203	0.00%	0.00%	0.00%	\$1,351,203	0.00%	22.11%	0.00%	\$1,351,203	0.00%	0.00%	0.00%
Disposal Cost: (MFD Bin, Commercial Bin, Roll-Off, and Large Venue Events Services In the SVSWA)	\$950,918	4.89%	5.09%	0.24%	\$950,918	4.89%	0.00%	0.00%	\$950,918	4.89%	0.00%	0.00%	\$950,918	4.89%	22.11%	1.04%
Total	\$18,889,707		100%	3.32%	\$18,889,707		100%	5.41%	\$18,889,707		100%	2.82%	\$18,889,707		100%	3.55%



Monterey County Unified
 RRI Refuse Rate Index
 Financial Statement Format
 Price Adjustment Effective 1/1/13

7/3/12

Index	Jan	Feb	Mar	Apr	May	Jun	Jul	Aug	Sep	Oct	Nov	Dec	Annual Avg
2011	17.35	17.31	17.38	17.22	17.44	17.37	17.49	17.28	17.41	17.15	17.33	17.10	17.35
2010	17.50	17.28	17.19	17.22	17.21	17.42	17.98	17.45	17.77	17.94	17.86	17.49	17.50
Change	(0.15)												
Percent change	-0.86%												

Index	Jan	Feb	Mar	Apr	May	Jun	Jul	Aug	Sep	Oct	Nov	Dec	Annual Avg
2011	316.22	270.0	289.3	321.8	339.8	328.4	333.7	327.8	307.3	317.8	310.6	327.1	316.22
2010	232.91	220.4	206.9	225.5	240.0	235.6	221.8	218.5	231.1	227.7	243.7	255.3	232.91
Change	83.31												
Percent change	35.77%												

Index	Jan	Feb	Mar	Apr	May	Jun	Jul	Aug	Sep	Oct	Nov	Dec	Annual Avg
2011	223.28	219.8	219.9	221.3	222.8	223.8	223.9	224.0	223.8	224.4	225.5	225.8	223.28
2010	219.87	219.3	219.4	219.4	219.7	220.8	220.8	220.3	220.4	219.9	219.9	219.9	219.87
Change	3.32												
Percent change	1.51%												

Index	Jan	Feb	Mar	Apr	May	Jun	Jul	Aug	Sep	Oct	Nov	Dec	Annual Avg
2011	220.89	218.4	216.7	219.5	220.4	220.9	221.0	221.1	221.2	221.5	221.3	223.0	220.89
2010	217.75	216.5	216.6	216.6	217.7	217.7	216.2	218.6	218.2	218.3	218.1	218.1	217.75
Change	3.14												
Percent change	1.44%												

Index	Jan	Feb	Mar	Apr	May	Jun	Jul	Aug	Sep	Oct	Nov	Dec	Annual Avg
2011	115.83	0.000	229.981	0.000	234.121	0.000	233.646	0.000	234.608	0.000	235.331	0.000	234.327
2010	113.81	0.000	226.145	0.000	227.697	0.000	228.110	0.000	227.954	0.000	228.107	0.000	227.658
Change	3.03												
Percent change	2.66%												

Index	Jan	Feb	Mar	Apr	May	Jun	Jul	Aug	Sep	Oct	Nov	Dec	Annual Avg
2011	\$57.63	\$57.63	\$57.63	\$57.63	\$57.63	\$57.63	\$57.63	\$57.63	\$57.63	\$57.63	\$57.63	\$57.63	\$57.63
2010	\$56.13	\$56.13	\$56.13	\$56.13	\$56.13	\$56.13	\$56.13	\$56.13	\$57.63	\$57.63	\$57.63	\$57.63	\$56.75
Change	\$1.50												
Percent change	2.67%												

Index	Jan	Feb	Mar	Apr	May	Jun	Jul	Aug	Sep	Oct	Nov	Dec	Annual Avg
2011	\$48.25	\$48.25	\$48.25	\$48.25	\$48.25	\$48.25	\$48.25	\$48.25	\$48.25	\$48.25	\$48.25	\$48.25	\$48.25
2010	\$48.25	\$48.25	\$48.25	\$48.25	\$48.25	\$48.25	\$48.25	\$48.25	\$48.25	\$48.25	\$48.25	\$48.25	\$48.25
Change	\$0.00												
Percent change	0.00%												

Index	Jan	Feb	Mar	Apr	May	Jun	Jul	Aug	Sep	Oct	Nov	Dec	Annual Avg
2011	\$67.00	\$67.00	\$67.00	\$67.00	\$67.00	\$67.00	\$67.00	\$67.00	\$67.00	\$67.00	\$67.00	\$67.00	\$67.00
2010	\$64.00	\$64.00	\$64.00	\$64.00	\$64.00	\$64.00	\$64.00	\$64.00	\$67.00	\$67.00	\$67.00	\$67.00	\$64.00
Change	\$3.00												
Percent change	4.69%												