



2022-2023 Community Action Plan: *Presentation & Public Hearing*

Monterey County Community Action Partnership

Board of Supervisors Meeting, May 18, 2021 - Item #12

Monterey County Community Action Partnership



Our Mission

To assess the needs of the low-income people in Monterey County and develop, maintain, and evaluate community services that empower low-income individuals and families to improve their quality of life.

MCCAP operates within the Monterey County Department of Social Services.

The Community Action Plan is developed every two years to identify & prioritize needs & services for the low-income residents of Monterey County.



Monterey County Community Action Commissioners & Guests

Planning Process



Identify

Identify causes and conditions of poverty in our community



Collect

Collect information from community members, service providers, & data sources



Organize/Draft

Organize data and input collected to write an action plan



Comment

Convene community members, advisors, and leaders to review plan and comment



Approve & Submit

Integrate public feedback and submit the final plan to the State to secure funding for local services

What is Poverty?

Federal Poverty Level

The federal poverty level (FPL), or "poverty line", is annual economic measure of income set by the Department of Health and Human Services (HHS) to determine whether an individual or family qualifies for certain federal benefits and programs.

2021 FPL Rates

The 2021 FPL annual income is \$26,500 for a family of four. In Monterey County, 13.3% of residents earn income at or below the FPL.

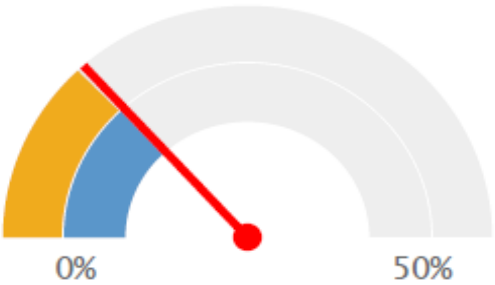
The Problem

The real cost of living is much higher than the FPL – especially in California. Residents living at or below twice the FPL still don't earn enough for basic needs. In Monterey County, 36% of residents live at or below 200% of FPL and struggle financially, but do not qualify for many federal benefit programs.



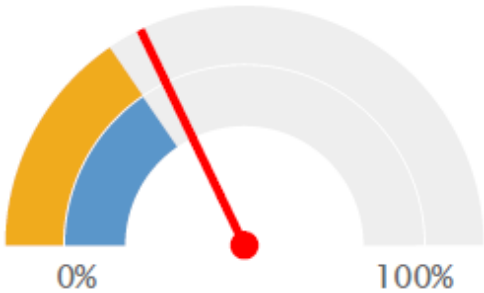
2019 CAP Public Hearing held at Food Bank for Monterey County

All Ages Poverty Rate



- Monterey County (13.3%)
- California (12.8%)
- United States (12.96%)

Percent Population with Income at or Below 200% FPL



- Monterey (35.68%)
- California (30.96%)
- United States (30.86%)



Causes & Conditions in Monterey County

“Causes of poverty” are negative factors that promote barriers to self-sufficiency and may restrict access to resources where they are needed.

- High cost of living
- Shortage of affordable housing
- Economy based on low-wage, low-skill jobs
- Economic disruptions, such as the COVID-19 pandemic
- Low level of educational attainment

“Conditions of poverty” are environmental, safety, health and/or economic factors that affect investment in communities where low-income individuals live.

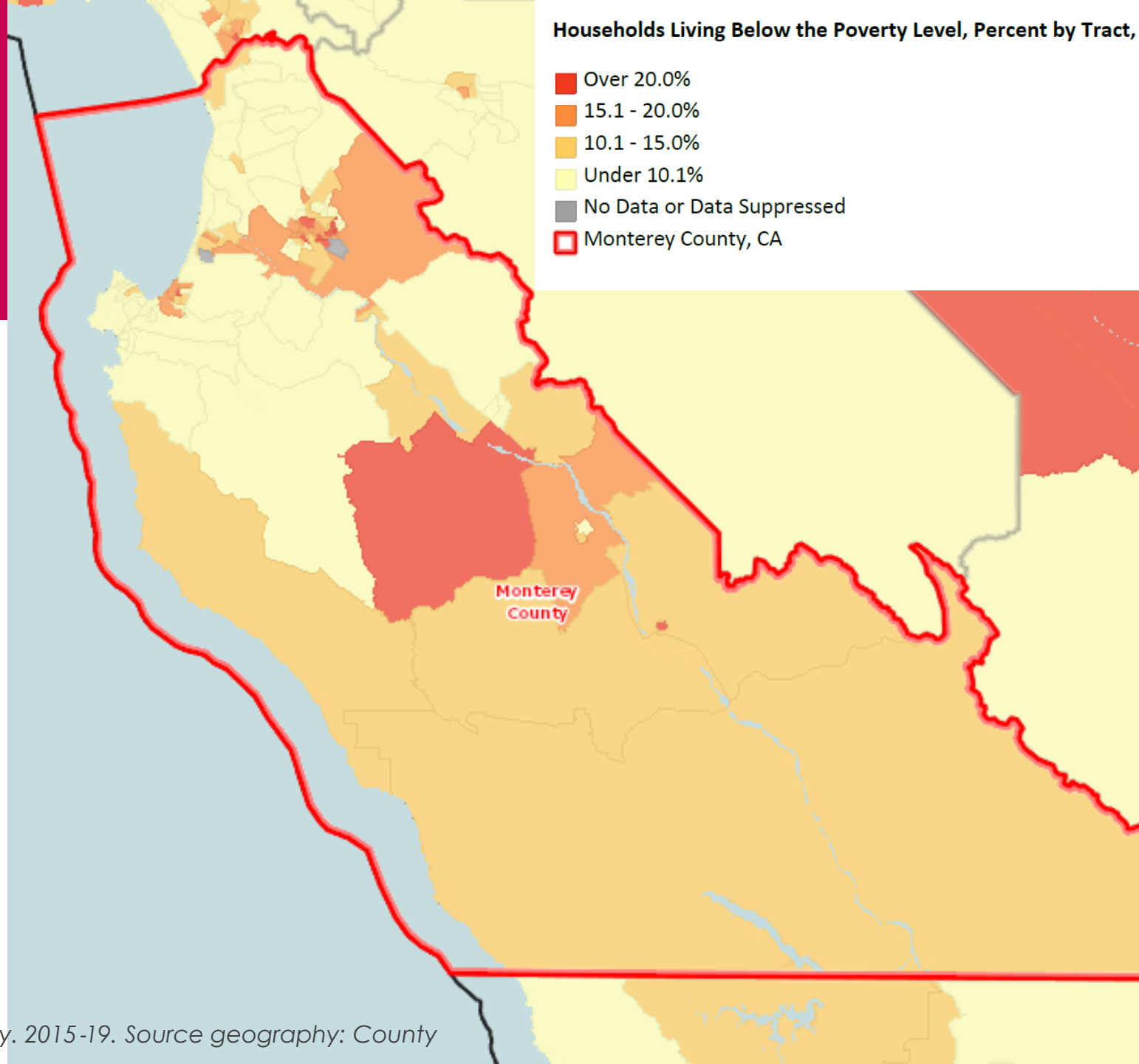
- Limited access to healthcare
- Insufficient access to safety net service providers
- COVID-19 closures disproportionately impacted low-income
 - Unemployment
 - Exposure
 - Access to healthcare & basic needs



Poverty Profile

MCCAP examines poverty statistics in relation to the region's economic and demographic characteristics and how poverty is distributed geographically and across subpopulations. To understand how poverty directly affects our community, MCCAP inquires about the needs of residents via annual surveys, written testimonials, and public hearings to develop a more comprehensive profile of poverty in our county.

Data Source: US Census Bureau, American Community Survey, 2015-19. Source geography: County



Poverty Profile

Monterey County's 13.3% overall poverty rate does not affect residents and households equally.

PERSONS OF COLOR

- 16% African Americans
- 16.5% Hispanics

CHILDREN

- 20% All < age 4
- 24% Hispanic < age 4
- 37% Black < age 4

WOMEN & FAMILIES

- 14.8% Family Poverty (125% FLP)
- 47% Poverty households have female head of house

A family of four in Monterey County would need an income 260-300% above the poverty threshold in order to simply make ends meet.

Experience of Poverty




72% of all Monterey public-school children are eligible for the *free or reduced lunch program*.

19% of all children under age 18 experience *food insecurity* at some point during the year.

People living in poverty *disproportionately* experienced *job loss, exposure and economic impacts* due to COVID-19.

Unemployment spiked from 4.4% to 14.4% between June 2019 and June 2020.

Food pantry at Food Bank for Monterey County



SERVICE DOMAINS

The CAP framework is based on service “domains” that encompass all CSBG activities.

Community Action Agencies nationwide categorize services using these six Domains.

The community needs survey solicited input to identify the top service priorities from each domain.

Employment



Employment Support
Job Search/Preparedness
Career Counseling/Support

Education & Cognitive Development



Adult Education/Literacy
Youth Education/School Supplies
Extra-Curricular Programs

Housing



Rental Assistance
Housing Navigation/Rapid Re-Housing
Eviction Prevention

Health and Social/Behavioral Development



Domestic Violence Prevention/Intervention
Parenting Education
Mental Health/Counseling
Nutrition and Food/Meals
Emergency Hygiene

Income & Asset Building



Budgeting/Financial Literacy
Free or reduced Income Tax Preparation Services

Civic Engagement & Community Involvement



Voter Education & Access
Volunteer Training
Leadership Training

Service examples listed are not exhaustive of domain category.

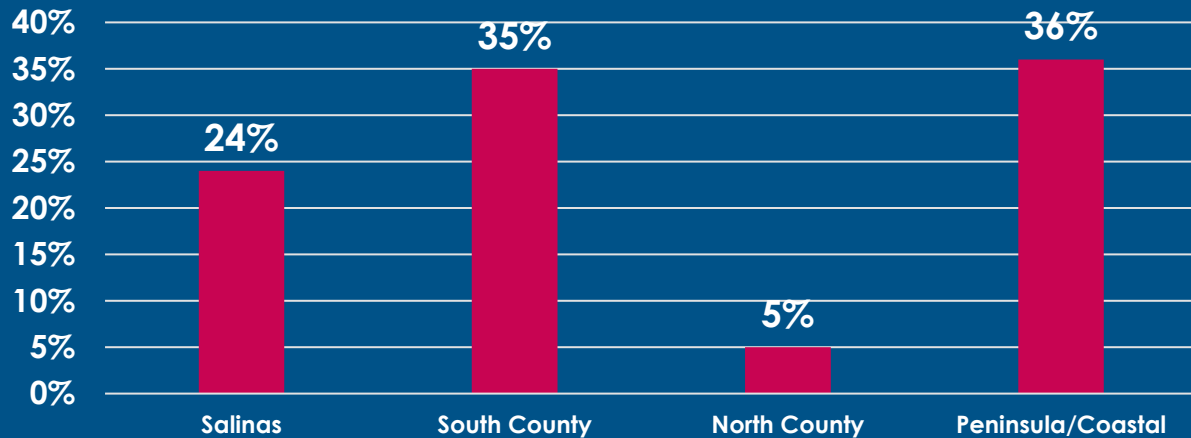


Needs Assessment Survey

Who Took the Survey?

387 total respondents

Responses by Region



TOP NEEDS BY SECTOR

EMPLOYMENT

Vocational Training
Job Readiness Training

EDUCATION

Before & after school activities
Education support

HOUSING

Rental & security deposit assistance

HEALTH

Mental health services
Food boxes & groceries

INCOME/ASSET

Financial management
Benefit coordination

CIVIC

Citizenship classes
Leadership training

What's Next?

How the Plan guides community services

Integrate Public Comments



Submit Plan to the State




Use Plan to Solicit Services



Contract 2022-2023 Providers





2021 MCCAP Service Providers



HARMONY AT HOME



community human services
hope. help. here.



Public Comment

Community input is important to us.

Please share...

1. YOUR NAME

2. WHERE YOU'RE FROM

- (district, city, agency, school, church, etc.)

3. DO YOU CONSIDER YOURSELF "LOW-INCOME"?

4. YOUR COMMENTS

- on your community, family or individual needs, the assessment process, and/or the draft plan.



Additional Comments

Community input is important to us.

Public input helps form an understanding of community needs in order to fund services that impact the lives of vulnerable populations like children and those who are homeless or at risk of homelessness.

Comments will be collected through **May 31, 2021** and will be recorded to include in the final plan.



ONLINE: MCCAP Website

<http://mcdss.co.monterey.ca.us/cap/>



EMAIL: mccap@co.monterey.ca.us



IN PERSON: VISIT ONE OF OUR
COMMUNITY PROVIDERS

[2021 MCCAP Service Provider List](#)

Helping People Changing Lives.

