

STATUS ON WOMEN IN GOVERNMENT IN MONTEREY COUNTY

CENSUS INFO – 2016 Estimates



MONTEREY COUNTY COMMISSION
ON THE STATUS OF WOMEN

STATUS OF WOMEN IN GOVERNMENT IN MONTEREY COUNTY



MONTEREY COUNTY MAYORS

Total Women: 2, 14%
Women of Color: 100%



**MONTEREY COUNTY CITY
MANAGERS/ADMINISTRATORS**

Total Women: 0, 0%
Women of Color: 0%



MONTEREY COUNTY POLICE CHIEFS

Total Women: 4, 28.5%
Women of Color: 75%



**FEDERAL & STATE MONTEREY COUNTY
REPRESENTATIVES**

Total Women: 1, 25%
Women of Color: 100%



STATUS OF WOMEN IN GOVERNMENT IN MONTEREY COUNTY



MONTEREY COUNTY DEPARTMENT HEADS

Total Women: 28%
Women of Color: ~50%



MONTEREY COUNTY SUPERVISORS

Total Women: 2, 40%
Women of Color: 0%



STATUS OF WOMEN IN GOVERNMENT IN MONTEREY COUNTY

COUNCIL MEMBERS



SALINAS
Total Women: 2, 28.5%
Women of Color: 50%



GREENFIELD
Total Women: 3, 60%
Women of Color: 67%



KING CITY
Total Women: 1, 20%
Women of Color: 0%



GONZALES
Total Women: 2, 40%
Women of Color: 100%



SEASIDE
Total Women: 1, 20%
Women of Color: 100%



MARINA
Total Women: 2, 40%
Women of Color: 0%



SOLEDAD
Total Women: 2, 40%
Women of Color: 50%



SAND CITY
Total Women: 0, 0%
Women of Color: 0%



PACIFIC GROVE
Total Women: 1, 14%
Women of Color: 0%



STATUS OF WOMEN IN GOVERNMENT IN MONTEREY COUNTY

COUNCIL MEMBERS



DEL REY OAKS
Total Women: 1, 20
Women of Color: 0%



MONTEREY
Total Women: 0, 0%
Women of Color: 0%



CARMEL
Total Women: 3, 60%
Women of Color: 0%



COUNTY TOTAL
Total Women: 20, 31%
Women of Color: 12.5%



STATUS OF WOMEN IN GOVERNMENT IN MONTEREY COUNTY

MONTEREY COUNTY COMMISSIONERS



Agricultural Advisory Committee

Total Women: 15%
Women of Color: 0%



Area Agency On Aging Advisory Council

Total Women: 41%
Women of Color: 20%



Commission on the Status of Women

Total Women: 100%
Women of Color: 33%



Airport Land Use Commission

Total Women: 29%
Women of Color: 0%



Assessment Appeals Board

Total Women: 0%
Women of Color: 0%



Community Action Commission: Section A (representative of low income)

Total Women: 60%
Women of Color: 66%



Animal Control Program Advisory Board

Total Women: 18%
Women of Color: 0%



Commission on Disabilities

Total Women: 33%
Women of Color: 100%



Community Action Commission: Section B (representative of public sector)

Total Women: 60%
Women of Color: 66%



STATUS OF WOMEN IN GOVERNMENT IN MONTEREY COUNTY

MONTEREY COUNTY COMMISSIONERS



**Community Action Commission:
Section C** (representative of private sector)
Total Women: 60%
Women of Color: 66%



**Fish and Game Advisory
Commission**
Total Women: 7%
Women of Color: 0%



Historic Resources Review Board
Total Women: 60%
Women of Color: 10%



**Domestic Violence
Coordinating Council**
Total Women: 67%
Women of Color: 17%



**Fort Ord Veteran Cemetery
Citizen's Advisory Committee**
Total Women: 0%
Women of Color: 0%



Housing Advisory Committee
Total Women: 80%
Women of Color: 50%



**Equal Opportunity Advisory
Commission**
Total Women: 23%
Women of Color: 67%



Historic Advisory Commission
Total Women: 67%
Women of Color: 0%

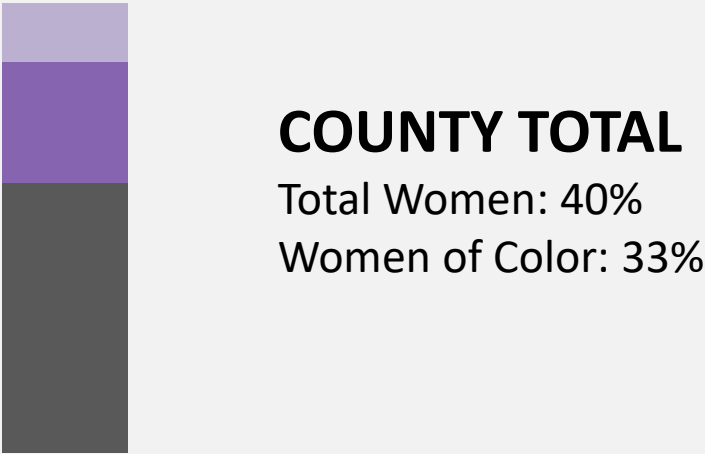
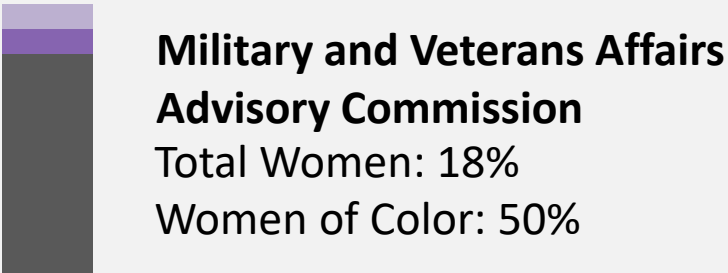
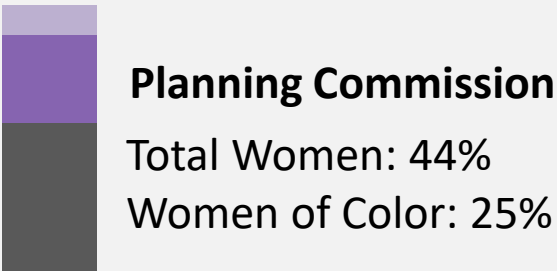
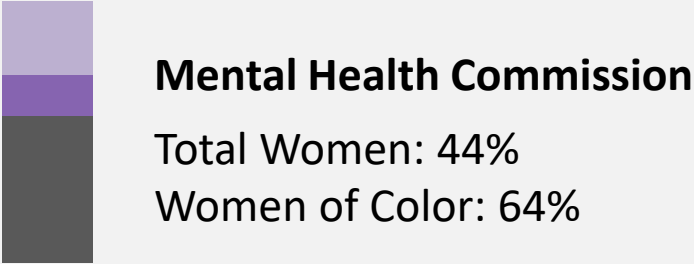


**In-Home Supportive Services
Public Authority Advisory
Committee**
Total Women: 33%
Women of Color: 66%



STATUS OF WOMEN IN GOVERNMENT IN MONTEREY COUNTY

MONTEREY COUNTY COMMISSIONERS



STATUS OF WOMEN IN GOVERNMENT IN MONTEREY COUNTY

SCHOOL DISTRICTS



Alisal Union School District
Total Women: 60%
Women of Color: 100%



Carmel Unified School District
Total Women: 40%
Women of Color: 50%

Graves School District

Total Women: 2
Women of Color: 50%
*not enough data available for graph



Big Sur Unified School District
Total Women: 60%
Women of Color: 0%



Chualar Union School District
Total Women: 60%
Women of Color: 100%



Greenfield Union School District
Total Women: 100%
Women of Color: 80%



Bradley Union School District
Total Women: 60%
Women of Color: 67%



Gonzales Unified School District
Total Women: 0, 0%
Women of Color: 0%



King City Union School District
Total Women: 80%
Women of Color: 40%



STATUS OF WOMEN IN GOVERNMENT IN MONTEREY COUNTY

SCHOOL DISTRICTS



Lagunita School District
Total Women: 60%
Women of Color: 100%



North Monterey County Unified School District
Total Women: 60%
Women of Color: 100%



Salinas Union High School District
Total Women: 71%
Women of Color: 80%



Mission Union School District
Total Women: 40%
Women of Color: 0%



Pacific Grove Unified School District
Total Women: 40%
Women of Color: 60%



San Antonio Union School District
Total Women: 60%
Women of Color: 33%



Monterey Peninsula Unified School District
Total Women: 57%
Women of Color: 50%



Salinas City Elementary School District
Total Women: 20%
Women of Color: 100%



San Ardo Union School District
Total Women: 80%
Women of Color: 25%



STATUS OF WOMEN IN GOVERNMENT IN MONTEREY COUNTY

SCHOOL DISTRICTS



San Lucas Union School District
Total Women: 60%
Women of Color: 33%



South Monterey County Joint Union HS District
Total Women: 40%
Women of Color: 50%



Santa Rita Union School District
Total Women: 60%
Women of Color: 33%



Spreckels Union School District
Total Women: 20%
Women of Color: 0%



Soledad Unified School District
Total Women: 60%
Women of Color: 66%



Washington Union School District
Total Women: 80%
Women of Color: 0%



COUNTY TOTAL
Total Women: 55%
Women of Color: 38%



WOMEN IN MONTEREY COUNTY OVERALL PERCENTAGES

CENSUS INFO
2016 ESTIMATES

WOMEN IN
MONTEREY
COUNTY: **49.1%**

PEOPLE OF
COLOR: **70%**
overall

