

CAP'S COPY

AGREEMENT NUMBER 14F-3027	AMENDMENT NUMBER 1
REGISTRATION NUMBER eP 1333082.1	

1. This Agreement is entered into between the State Agency and the Contractor named below

STATE AGENCY'S NAME

Department of Community Services and Development

CONTRACTOR'S NAME

Monterey County Community Action Partnership


2. The term of this Agreement is : **January 1, 2014 through December 31, 2014**

3. The maximum amount of this Agreement is: **\$ 256,958.00**

4. The parties mutually agree to this amendment as follows. All actions noted below are by this reference made a part of the Agreement and incorporated herein:

A. The maximum amount of this Agreement payable to Contractor by the State has changed from \$141,893.00 to \$256,958.00, reflecting an increase of \$115,065.00.

All other terms and conditions shall remain unchanged.

Reviewed as to fiscal provisions

 Auditor-Controller **544**
 County of Monterey

IN WITNESS WHEREOF, this Agreement has been executed by the parties hereto.



CONTRACTOR		CALIFORNIA Department of General Services Use Only
CONTRACTOR'S NAME <i>(If other than an individual, state whether a corporation, partnership, etc.)</i> Monterey County Community Action Partnership		<p>"I hereby certify that all conditions for exemption have been complied with, and this document is exempt from the Department of General Services approval."</p> <p><input type="checkbox"/> Exempt per _____</p>
BY <i>(Authorized Signature)</i> 	DATE SIGNED <i>(Do not type)</i> 5/1/14	
PRINTED NAME AND TITLE OF PERSON SIGNING Elliott C. Robinson, Director		
ADDRESS 1000 South Main Street, Suite 301, Salinas, CA 93901		
STATE OF CALIFORNIA		
AGENCY NAME Department of Community Services and Development		
BY <i>(Authorized Signature)</i> 	DATE SIGNED <i>(Do not type)</i>	
PRINTED NAME AND TITLE OF PERSON SIGNING Cindy Halverstadt, Deputy Director, Administrative Services		
ADDRESS 2389 Gateway Oaks Drive, Suite 100, Sacramento, California 95833		

EXHIBIT B
(Standard Agreement)

(2014 CSBG)
AMENDMENT 1

ATTACHMENT III

2014 CSBG ESTIMATED ALLOCATION SPREADSHEET

State of California
 Department of Community Services and Development
 2014 CSBG Estimated Allocation
 Non-CAAs

Attachment III

Agency	Contract Number	2014 ESTIMATED ALLOCATION				Total 2014 Contract	Total Advance Available
		A Total Estimated Allocation (For Budgeting)	B First Release (11/01/13) PCA 40314	C Second Release (02/28/14) PCA 40314	D		
Karuk Tribe of California (Core Funding)	14F-3054	42,000	14,967	12,137	27,104	10,500	
Karuk Tribe of California	14F-3055	61,711	21,991	17,833	39,824	15,428	
NCIDC (Core Funding)	14F-3056	122,000	43,475	35,255	78,730	30,500	
NCIDC/LIFE (Core Funding)	14F-3057	1,534,043	<i>(Included with NCIDC below)</i>		989,958	383,513	
NCIDC	14F-3058	219,182	546,656	143,302	989,958	547,996	
LAC/County NAIC of Los Angeles			78,106	63,338	141,444		
TOTAL		1,978,936	705,195	571,865	1,277,060	494,735	

Agency	Contract Number	2014 ESTIMATED ALLOCATION				Total 2014 Contract	Total Advance Available
		A Total Estimated Allocation (For Budgeting)	B First Release (11/01/13) PCA 40214	C Second Release (02/28/14) PCA 40214	D		
California Human Development Corporation	14F-3059	1,167,065	415,885	337,254	753,139	291,766	
Proteus, Inc.	14F-3060	1,877,452	669,031	542,538	1,211,569	469,363	
Central Valley Opportunity Center, Inc.	14F-3061	456,678	162,338	31,969	294,707	114,170	
Center for Employment Training	14F-3062	1,573,000	560,540	454,559	1,105,099	393,250	
TOTAL		5,074,195	1,808,194	1,466,320	3,274,514	1,268,549	

Agency	Contract Number	2014 ALLOCATION				Total 2014 Contract	Total Advance Available
		A Total Allocation (For Budgeting)	B First Release (11/01/13) PCA 40414	C Second Release (02/28/14) PCA 40414	D		
Campesinos Unidos, Inc.	14F-3063	81,846	81,846	0	81,846	20,462	
Community Design Center	14F-3064	123,262	123,262	0	123,262	30,816	
Del Norte Senior Center	14F-3065	89,600	89,600	0	89,600	0	
Rural Community Assistance Corporation	14F-3066	138,053	138,053	0	138,053	34,513	
TOTAL		432,761	432,761	0	432,761	85,791	

* Equals contract facesheet (STD 213, Item 3)
 ** Represents 25% of the Total Estimated Allocation (For Budgeting)

State of California
 Department of Community Services and Development
 2014 CSBG Estimated Allocation
 CAAS

Attachment III

		2014 ESTIMATED ALLOCATION				
		A	B	C	D	
County	Agency	Total Estimated Allocation (For Budgeting)	First Release (11/01/13) PCA 40114	Second Release (02/28/14) PCA 10114	Total 2014 Contract	Total Advance Available
Alameda	Berkeley Community Action Agency	212,357	75,674	61,366	137,040	53,089
Alameda	City of Oakland, Department of Human Services	1,077,711	384,043	311,133	695,476	269,428
Alpine	Inyo Mono Advocates for Community Action, Inc.	1,041	371	301	672	260
Amador/Tuolumne	Amador/Tuolumne Community Action Agency	207,918	74,092	60,083	134,175	51,980
Butte	Community Action Agency of Butte County, Inc.	287,499	102,450	83,080	185,530	71,875
Calaveras/Mariposa	Calaveras-Mariposa Community Action Agency	207,384	73,901	59,929	133,830	51,846
Colusa	SEE GLENN					
Contra Costa	Contra Costa Employment & Human Services Dept/CSB	676,851	241,196	195,591	436,790	169,213
Del Norte	Del Norte Senior Center	40,724	14,512	11,769	26,280	0
El Dorado	El Dorado County Department of Human Services	227,543	81,085	65,754	146,839	56,886
Fresno	Fresno County Economic Opportunities Commission	1,475,843	525,918	426,483	952,401	368,961
Glenn/Colusa/Trinity	Glenn County Human Resource Agency	208,546	74,316	60,265	134,581	52,137
Humboldt	Redwood Community Action Agency	214,207	76,333	61,901	138,234	53,552
Imperial	Campesinos Unidos, Inc.	249,349	88,856	72,056	160,912	62,367
Inyo/Mono	Inyo Mono Advocates for Community Action, Inc.	205,975	73,399	59,522	132,921	51,494
Kern	Community Action Partnership of Kern	1,185,301	422,383	342,523	764,906	296,325
Kings	Kings Community Action Organization, Inc.	239,660	85,403	69,256	154,659	59,915
Lake/Mendocino	North Coast Opportunities	434,886	154,972	125,672	280,644	108,722
Lassen/Plumas/Sierra	Lassen/Plumas/Sierra Community Action Agency	207,118	73,807	59,852	133,659	51,780
Los Angeles	Foothill Unity Center	256,489	91,400	74,119	165,519	64,422
Los Angeles	Long Beach Community Services Development Corp, Inc.	626,328	223,192	180,994	404,186	156,582
Los Angeles	County of Los Angeles Dept. of Public Social Services	4,831,887	1,721,847	1,396,299	3,118,146	1,207,972
Los Angeles	City of Los Angeles Housing & Community Investment	5,232,992	1,864,780	1,151,209	3,016,989	1,308,248
Madera	Community Action Partnership of Madera County, Inc.	222,074	79,136	64,174	143,310	55,519
Marin	Community Action Marin	214,611	76,477	62,017	138,494	59,653
Mariposa	SEE CALAVERAS					
Mendocino	SEE LAKE					
Merced	Merced County Community Action Agency	397,402	141,615	114,840	256,455	99,351
Modoc/Siskiyou	Modoc-Siskiyou Community Action Agency	208,546	74,316	60,265	134,581	52,137
Mono	SEE INYO					
Monterey	Monterey County Community Action Partnership	398,183	141,893	115,065	256,958	99,546
Napa	Community Action Napa Valley	228,371	81,360	65,994	147,374	57,093
Nevada	Nevada County Dept. of Housing & Community Services	215,878	76,928	62,384	139,312	53,970
Orange	Community Action Partnership of Orange County	2,175,000	775,063	628,523	1,406,586	543,750

State of California
 Department of Community Services and Development
 2014 CSBG Estimated Allocation
 CAAS

Attachment III

County	Agency	Contract Number	2014 ESTIMATED ALLOCATION				Total Advance Available
			A Total Estimated Allocation (For Budgeting)	B First Release (1/1/01/13) PCA 40114	C Second Release (02/28/14) PCA 40114	D Total 2014 Contract	
Placer	Project Go, Inc.	14F-3031	266,043	94,805	76,880	171,685	766,511
Plumas	SEE LASSEN	14F-3032	2,069,392	737,429	598,004	1,335,433	517,348
Riverside	Community Action Partnership of Riverside County	14F-3033	1,406,328	501,146	406,395	907,541	351,582
Sacramento	Sacramento Employment and Training Agency	14F-3034	213,207	75,976	61,612	137,588	153,302
San Benito	San Benito County DCS & WD	14F-3035	2,142,857	763,609	619,234	1,382,843	585,714
San Bernardino	Community Action Partnership of San Bernardino County	14F-3036	2,654,256	945,846	767,016	1,712,862	663,564
San Diego	County of San Diego, H&HSA, CAP	14F-3037	680,480	242,490	196,642	439,182	170,420
San Francisco	Economic Opportunity Council of San Francisco	14F-3038	775,893	276,490	224,214	500,704	193,973
San Joaquin	San Joaquin County Dept. of Aging & Community Services	14F-3039	236,757	84,369	68,417	152,786	59,189
San Luis Obispo	CAP of San Luis Obispo County, Inc.	14F-3040	360,835	128,584	104,273	232,857	90,209
San Mateo	San Mateo County Human Services Agency	14F-3041	421,704	150,275	121,362	272,137	105,426
Santa Barbara	Community Action Commission of Santa Barbara Co., Inc.	14F-3042	1,126,652	401,483	325,575	727,058	281,663
Santa Clara	Sacred Heart Community Services	14F-3043	230,938	82,295	66,736	149,031	57,735
Santa Cruz	Community Action Board of Santa Cruz County, Inc.	14F-3044	238,327	84,928	66,871	153,799	59,582
Shasta	Shasta County Community Action Agency						
Sierra	SEE LASSEN						
Siskiyou	SEE MODOC						
Solano	Community Action Partnership of Solano County	14F-3045	306,135	109,091	88,466	197,557	76,534
Sonoma	Community Action Partnership of Sonoma County	14F-3046	357,048	127,234	103,178	230,412	89,262
Stanislaus	Central Valley Opportunity Center, Inc.	14F-3047	609,539	217,210	176,142	393,852	152,385
Sutter	Sutter County Community Action Agency	14F-3048	214,184	76,325	61,894	138,219	53,546
Tehama	Tehama County Community Action Agency	14F-3049	227,241	80,978	65,667	146,645	56,810
Trinity	SEE GLENN						
Tulare	Community Services & Employment Training, Inc.	14F-3050	715,153	254,845	206,662	461,507	178,788
Tuolumne	SEE AMADOR						
Ventura	Community Action of Ventura County, Inc.	14F-3051	542,707	193,394	156,820	350,223	135,677
Yolo	County of Yolo, Dept. of Employment & Social Services	14F-3052	234,403	83,530	67,737	151,267	58,601
Yuba	Yuba County Community Services Commission	14F-3053	216,874	77,283	62,671	139,954	54,219
TOTAL, all counties			38,614,627	13,760,353	11,158,698	24,919,051	9,643,483

TOTAL, all counties

* Equals contract facesheet (STD 213, Item 3)

** Represents 25% of the Total Estimated Allocation (For Budgeting)