

2018-2019 Community Action Plan

**California Department of
Community Services and Development**

Community Services Block Grant



PURPOSE

The Community Action Plan (CAP) serves as a two (2) year roadmap demonstrating how Community Services Block Grant (CSBG) eligible entities plan to deliver CSBG services. The CAP identifies and assesses poverty related needs and resources in the community and establishes a detailed plan, goals and priorities for delivering those services to individuals and families most affected by poverty. CSBG funds may be used to support activities that assist low-income families and individuals, homeless families and individuals, migrant or seasonal farm workers and elderly low-income individuals and families by removing obstacles and solving problems that block the achievement of self-sufficiency.

Community Action Plans must adhere to the following federal and state laws:

COMPLIANCE WITH FEDERAL LAW

To comply with the Community Services Block Grant (CSBG) Act, [Public Law 105-285](#), Section 676b (11) eligible entities must complete a Community Action Plan (CAP), as a condition to receive funding through a Community Services Block Grant. Federal law mandates the eligible entities to include a community-needs assessment in the CAP for the community served.

COMPLIANCE WITH STATE LAW

To comply with [California Government Code 12747](#) pertaining to the Community Services Block Grant Program, Community Action Plans are to be developed using processes that assess poverty-related needs, available resources, feasible goals and strategies, and that yield program priorities consistent with standards of effectiveness established for the CSBG program. The CAP should identify eligible activities to be funded in the program service areas and the needs that each activity is designed to meet. Additionally, CAPs should provide for the contingency of reduced federal funding.

COMPLIANCE WITH CSBG ORGANIZATIONAL STANDARDS

As described in the Office of Community Services (OCS) [Information Memorandum \(IM\) #138 dated January 26, 2015](#), CSBG eligible entities will comply with implementation of the Organizational Standards. Compliance with Organizational Standards will be reported to OCS on an annual basis via the CSBG Annual report. In the section below, CSD has identified the Organizational Standards that provide guidance for the development of a comprehensive community needs assessment. CAP responses should reflect compliance with the Organizational Standards and demonstrate a thorough understanding of the Organizational Standards throughout the development of a comprehensive community needs assessment.

CONSUMER INPUT AND INVOLVEMENT

Standard 1.1 The organization/department demonstrates low-income individuals' participation in its activities.

Standard 1.2 organization/department analyzes information collected directly from low-income individuals as part of the community assessment.

COMMUNITY ENGAGEMENT

Standard 2.2: The organization/department utilizes information gathered from key sectors of the community in assessing needs and resources, during the community assessment process or other times. This sector would include at minimum: community-based organizations, faith-based organizations, private sector, public sector, and educational institutions.

COMMUNITY ASSESSMENT

Private Agency - Standard 3.1: Organization conducted a community assessment and issued a report within the past 3-year period.

Public Agency - Standard 3.1: Department conducted a community assessment and issued a report within the past 3-year period, if no other report exists.

Standard 3.2: As part of the community assessment the organization/department collects and analyzes both current data specific to poverty and its prevalence related to gender, age, and race/ethnicity for their service area(s).

Standard 3.3: Organization/department collects and analyzes both qualitative and quantitative data on its geographic service area(s) in the community assessment.

Standard 3.4: The community assessment includes key findings on the causes and conditions of poverty and the needs of the communities assessed.

Standard 3.5: The governing board or tripartite board/advisory body formally accepts the completed community assessment.

Standard 4.2: The organization's/department's Community Action plan is outcome-based, anti-poverty focused, and ties directly to the community assessment.

Standard 4.3: The organization's /department's Community Action Plan and strategic plan document the continuous use of the full Results Oriented Management and Accountability (ROMA) cycle.

STRATEGIC PLANNING

Private Agency Standard 6.4: Customer satisfaction data and customer input, collected as part of the community assessment, is included in the strategic planning process.

Public Agency Standard 6.4: Customer satisfaction data and customer input, collected as part of the community assessment, is included in the strategic planning process, or comparable planning process.

STATE PLAN AND APPLICATION REQUIREMENTS

As required by the CSBG Act, Public Law 105-285, states are required to submit a state plan as a condition to receive funding. Information provided in the CAP by eligible entities is included in CSDs biennial State Plan and Application.

**COMMUNITY SERVICES BLOCK GRANT
2018/2019 PROGRAM YEAR COMMUNITY ACTION PLAN
COVER PAGE AND CERTIFICATION**

TO: Department of Community Services and Development
Attention: Field Operations Unit
2389 Gateway Oaks Drive #100
Sacramento, CA 95833

FROM: Monterey County Community Action Partnership

Agency Contact Person Regarding Community Action Plan

Name: Margarita Zarraga
Title: Community Affiliation Manager
Phone: (831) 755-8492 Ext: _____
Fax: (831) 755-8477
Email: zarragam@co.monterey.ca.us

CERTIFICATION OF COMMUNITY ACTION PLAN AND ASSURANCES

The undersigned hereby certifies that this agency complies with the Assurances and Requirements of this 2018/2019 Community Action Plan and the information in this CAP is correct and has been authorized by the governing body of this organization.

Board Chairperson

Date

Executive Director

Date

TABLE OF CONTENTS

Cover Page and Certification.....	<u>1</u>
Checklist.....	<u>3</u>
Vision Statement.....	<u>4</u>
Mission Statement.....	<u>4</u>
Comprehensive Community Needs Assessment	<u>4</u>
Documentation of Public Hearing.....	<u>17</u>
Federal Assurances.....	<u>26</u>
State Assurances.....	<u>36</u>
Individual and Community Eligibility Requirements.....	<u>37</u>
Monitoring and Evaluation.....	<u>38</u>
Data Collection.....	<u>39</u>
Appendices.....	<u>41</u>

2018 - 2019 Community Action Plan Checklist

- Cover Page and Certification**
- Table of Contents**
- Vision Statement**
- Mission Statement**
- Comprehensive Community Needs Assessment**
- Documentation of Public Hearing**
- Federal Assurances**
- State Assurances**
- Individual and Community Eligibility Requirements**
- Monitoring and Evaluation**
- Data Collection**
- Appendices**

VISION STATEMENT

Monterey County Community Action Commission and the Community Action Partnership envisions a thriving community in which policy makers, community members and a broad representation of the public and private sectors are engaged in service delivery systems that promote self-sufficiency, reduce poverty and homelessness, and build community spirit for the low-income population in Monterey County.

MISSION STATEMENT

The mission of the Monterey Community Action Partnership is to assess the needs of the low-income people in Monterey County and develop, maintain, and evaluate community services that empower low-income individuals and families to improve their quality of life.

The following agency activities are tools used to accomplish this mission:

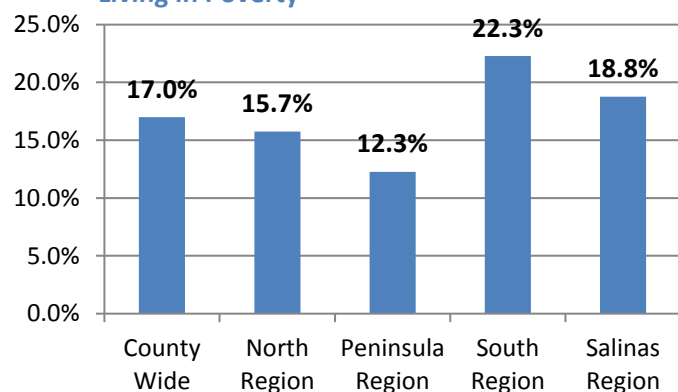
- Developing a Community Action Plan based upon strategic planning;
- Coordinating and collaborating with other community-based efforts to develop partnerships, maximize resources, and enhance existing service delivery systems;
- Identifying service gaps;
- Advocating for the needs of the low-income population;
- Developing needed community services and leverage funds to support them
- Serving as lead agency for homeless issues;
- Encouraging accessible, culturally sensitive, family-friendly, and responsive services.

COMPREHENSIVE COMMUNITY NEEDS ASSESSMENT

The Monterey County Community Action Partnership (MCCAP) conducts a thorough biennial Community Needs Assessment to keep informed and current on the emergent needs and local issues related to low-income and at-risk populations in Monterey County. The following narrative describes the multifaceted and interrelated causes and conditions of poverty in Monterey County overall, as well as specific regions and cities within the county.

The current population in Monterey County is 408,804 with an overall poverty rate of 17.0%. This is higher than California's state average at 16.3%. The County's Hispanic/Latino population poverty rate is over two and a half times higher than the White (non-Hispanic/Latino) population at 22.2% and 8.6% respectively (Source: [US Census, American Community Survey, 2011-2015 5 Year Estimates](#)).

Figure 1: Percent of Monterey County Population Living in Poverty

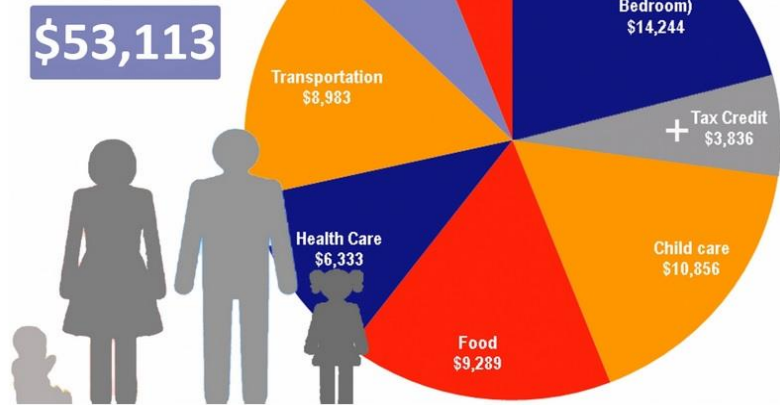


With the Hispanic/Latino population concentrated in particular regions in the County; we also see significant discrepancies in the poverty rates between these areas as seen in Figure 1.

However, poverty statistics do not necessarily reflect a family's ability to be self-sufficient. To better understand the challenges families face, a United Way report, *Struggling to Get By: The Real Cost Measure in California 2015*, estimates the income required to meet only basic needs for a given household type and in a specific community. As reported by United Way, in Monterey County it costs \$53,113 for a household with 2 adults, one infant, and one school-aged child to be self-sufficient (Figure 2).

Figure 2: Real Cost Measure, Monterey County

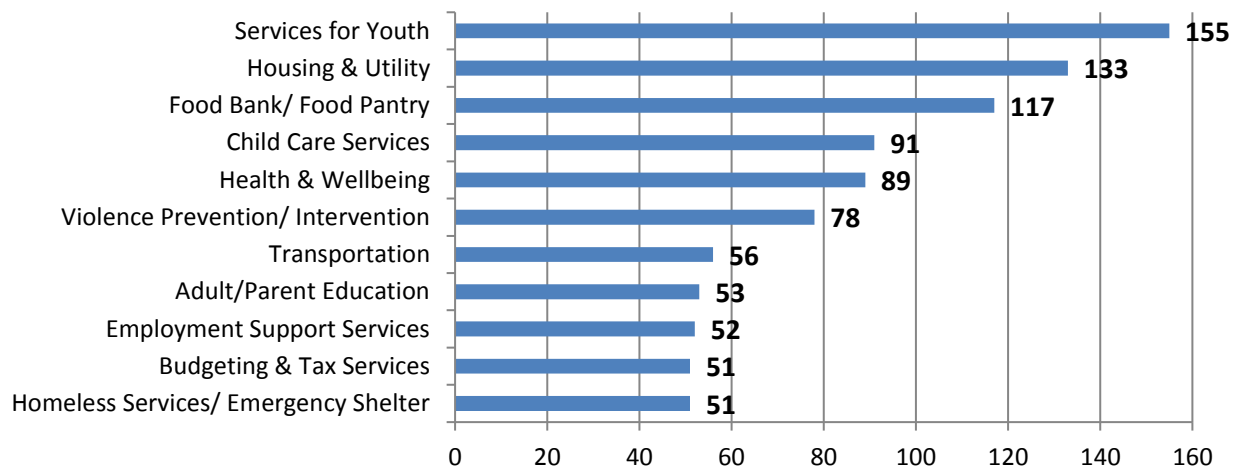
What it takes in Monterey Co. for a household with 2 adults, 1 infant & 1 school-aged child to get by.



Key Findings and Methods of Collection:

As a result of the Monterey County CAP (MCCAP) comprehensive community assessment, the 2017-2018 Top Consumer Identified Service Priorities were established. The top priorities for 2018-2019 are listed in order of priority as determined by majority consensus of survey participants, written statements, and public testimony in Figure 3.

Figure 3: 2017 Consumer Identified Service Priorities in Monterey County



These priorities were determined through the following methods.

- A survey was created, in English and Spanish, and administered at four strategically identified locations throughout Monterey County and circulated by community partners. The surveys were designed to gather data of service needs as identified specifically by the 17% of people living in poverty in Monterey County. Administration locations were selected to maximize contact with this population.

- A Public Hearing was held at a locally accessible site, during off work hours, which allowed community members to voice public opinion on services and needs. Surveys were also administered at this hearing. For individuals who preferred not to speak publicly, but still wanted to give comment, opportunities to provide written testimony were available at the public hearing as well as through email, fax, and standard mail.
- Quantitative public demographic data on those living in poverty in Monterey County were gathered from objective reliable data sources, and reviewed by Commissioners and staff.
- Throughout the year, the Monterey County CAP accepts phone calls and comments from the public regarding the service needs of the low-income population.
- During each monthly Community Action Commission meeting, time is allowed for public comment which is captured in the meeting minutes and reviewed.
- Commissioners routinely bring issues affecting the low-income and at-risk members of their respective districts to meetings for input and open dialogue. This information is captured in the meeting minutes and reviewed.

These methods of community assessment provide valuable information that is brought to the attention of the Community Action Commission and MCCAP staff and compiled into this report. The Commissioners then act in an advisory capacity to help influence where future funding for safety net resources should be invested. The following in-depth descriptions provide a comprehensive “picture” of the problems and conditions of poverty in our service area which directly reflect the current priorities of the low-income population. All MCCAP service agreements require that Information and Referral services are provided. Agencies make referrals to other partners providing services such as legal assistance and services for seniors.

1. Services for Youth (educational & recreational)

Youth Services were identified as the number one service priority for low-income families in Monterey County. During data collection, this topic included both educational and recreational related services pertaining to youth. There is a powerful relationship between educational attainment, crime rates and poverty. Providing services to youth to increase high school graduation rates, increase access and readiness for college, and increase funding for programs that give youth alternatives to gang activities is a top priority for the community and MCCAP. The Centers for Disease Control and Prevention states, “By prioritizing prevention, communities can have greater reductions in youth violence and realize multiple economic and health benefits.” (Source:

<https://www.cdc.gov/violenceprevention/youthviolence/pdf/opportunities-for-action.pdf>)

All students in Monterey County made substantial progress in increasing graduation rates and decreasing dropout rates between 2012-2013 and 2014-2015 (Figure 4).

Overall, student graduation rates

increased by 4.5%, while dropout rates decreased by 3.6%. For particularly at risk populations, the Monterey County Office of Education reported even greater progress. For example, graduation rates for African American and English Learner students increased 5.4% and 5.8% respectively.

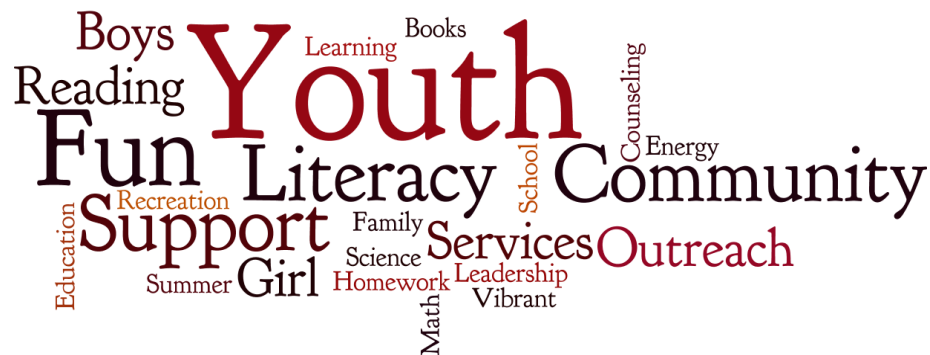


Figure 4: Monterey County Graduation and Dropout Rates

* DO= Dropout Rate ** GR= Graduation Rate	2012-2013		2013-2014		2014-2015		Percent Point Change	
	Percent						2013-2015	
	GR**	DO*	GR**	DO*	GR**	DO*	GR**	DO*
All Students	80	10	82	10	85	7	4.5	-3.6
Hispanic/Latino	78	11	80	11	83	7	4.8	-3.7
Asian	89	4	91	5	92	4	3.1	-0.4
Filipino	87	4	89	3	88	6	0.5	1.5
African American/Black	81	14	81	13	86	6	5.4	-7.4
White	85	9	86	7	89	5	4	-3.3
English Learners	67	17	70	16	73	13	5.8	-4.5
Migrant Ed	76	13	75	13	79	10	3.8	-3.2
Students w/ Disabilities	59	14	62	13	66	9	6.3	-4.9
Socioeconomic Disadvantage	78	11	79	11	82	8	4.7	-3.7

Figure 5: Juvenile Arrests in Monterey County

	2013	2014
Felony	529	397
Misdemeanor	996	798
Status Offenses	171	131

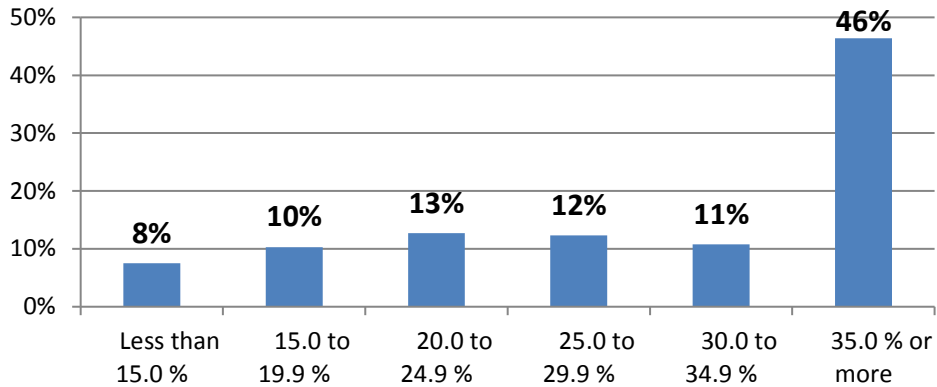
As graduation and dropout rates improved, Monterey County experienced a decrease in juvenile arrests (Figure 5). Felony arrests dropped 33%, misdemeanors dropped 25%, and status offences dropped slightly over 30%.

This data is encouraging, however, as discussed in section 6: Violence Prevention/Intervention below, Monterey County still ranks number one in the state for youth homicide rates. During the 2016-2017 CAP Plan period, the MCCAP funded six agencies that provided youth services. This service remains a top priority for the population served.

2. Housing & Utility Support

Affordable housing is often seen as a barrier to self-sufficiency. According to the June 2016 California Apartment List Rent Report (<https://www.apartmentlist.com/rentonomics/california-rent-report-rentonomics/>), the average monthly rent for a two-bedroom apartment in Monterey County was \$1700.00, which equates to \$20,400 annually. The federal poverty level for a family of 4 is currently \$24,600. Noted during the 2017 Monterey County CAP Public Hearing comments (see section titled, Documentation of Public Hearing), this high housing-cost burden forces families to reside in overcrowded units and locations not fit for human habitation. A household is considered to have a cost burden if it spends 30% or more of its gross household income on housing costs. The most current data available from the US Census shows approximately 57% of renters in Monterey County spend over 30% of their household income on rent (Figure 6).

Figure 6: Percent of Household Income Renters Spent on Housing

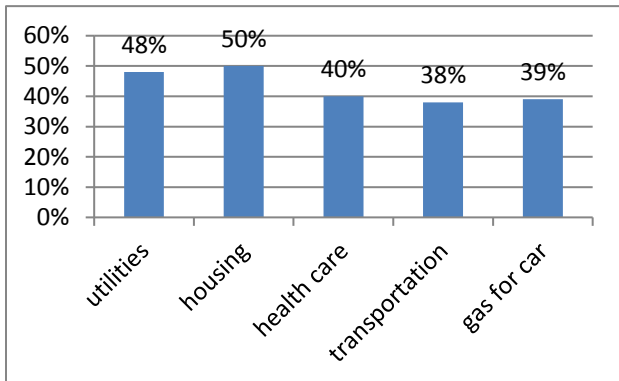


Additionally, home ownership is an indicator of self-sufficiency and is out of reach for many in Monterey County, particularly individuals and families who are low-income. The median price of homes currently listed in Monterey County is \$695,000. With over 40% of Monterey County residents living on less than \$50,000 annually, purchasing a home is simply not feasible.

3. Food Resources

People living in poverty in Monterey County regularly must choose between paying for food and other necessities such as housing, utilities, transportation, and health care (Figure 7). Hunger among children, pregnant women, farm workers and other residents who cannot afford food are particularly disturbing. According to the County of Monterey Health Department *Hunger in Monterey County 2016* report, 34% of the population cannot afford enough food and a single woman with children, living in Salinas, spends 37% of her income on food alone.

Figure 7: Monterey County Food Bank customers forced to choose between food and other selected necessities (2009-2014).



The report also states that in 2014, 66% of Salinas’s farm workers and 24% of women who were pregnant experienced very low or low food insecurity¹. Pregnant women who experience food insecurity are more likely to experience birth complications. Over 52,000 children in Monterey County received school meals in 2014, but 87% did not have that safety net service over the summer putting them at higher risk of experiencing hunger for three months. Children growing up in food-insecure families are vulnerable to poor health and stunted growth leading to delayed development and learning difficulties. This can lead to lower educational attainment which in turn perpetuates the cycle of poverty and increased crime rates.

(Source: Monterey County Department of Health. 2016. *Hunger in Monterey County*. Retrieved from <http://www.mtyhd.org/index.php/hunger-in-monterey-county/>)

¹ Very low food insecurity is multiple indications of disrupted eating patterns and reduced food intake. Low food insecurity is reduced quality, variety, or desirability of diet with little or no reduced food intake. (USDA Economic Research Services).

4. Child Care Services (free/reduced)

Based on MCCAP’s survey data, childcare is a significant priority for low-income families. According to kidsdata.org, the average cost of childcare at a licensed childcare facility in Monterey County is \$14,135 for an infant and \$9,614 for a pre-school age child. These estimates are slightly higher than the California state average and indicate an increased financial burden on families with young children in our County.

Figure 8: Average Cost of Child Care Facilities

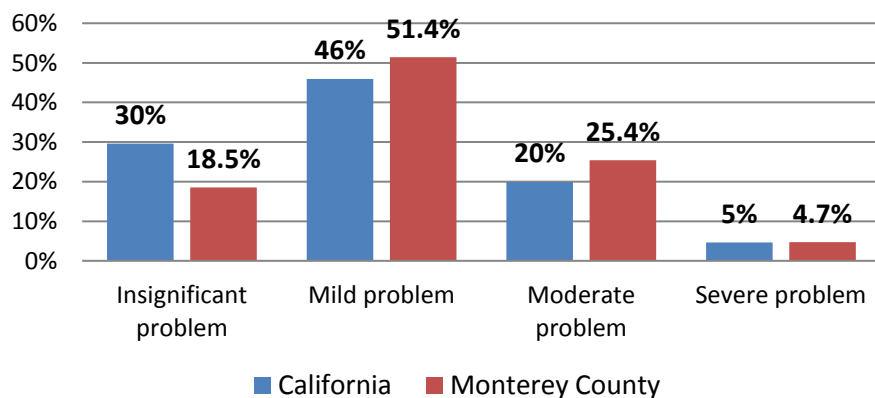
California		Amount	
Type of Facility	Infant	Preschooler	
Child Care Center	\$13,327	\$9,106	
Family Child Care Home	\$8,462	\$7,850	
Monterey County		Amount	
Type of Facility	Infant	Preschooler	
Child Care Center	\$14,135	\$9,614	
Family Child Care Home	\$8,487	\$7,844	

5. Health & Wellbeing

The needs assessment survey data includes mental health, physical health, substance abuse treatment, and life skills training. These multiple categories were combined to create the single category, Health and Wellbeing. With the implementation of health care reform, more residents are enrolled in health care plans than ever before. According to the Department of Health Care Services, just over 40% of Monterey County’s population is enrolled in Medi-Cal, the state’s version of Medicaid (http://www.dhcs.ca.gov/dataandstats/statistics/Documents/Medi-Cal_Penetration_Brief_ADA.PDF).

As the political climate continues to change and the future of health care programs remains uncertain, it is critical for MCCAP to continue to advocate for and highlight the importance of this service. Health care is not a service that MCCAP has funded in the past as Medi-Cal and other health focused agencies traditionally take the lead on this issue. However, funding agencies that offer mental health counseling and other services related to life skills and general wellbeing has been a method through which MCCAP can support this consumer identified need.

Figure 9: Student Depression or Mental Health Is a Problem at School

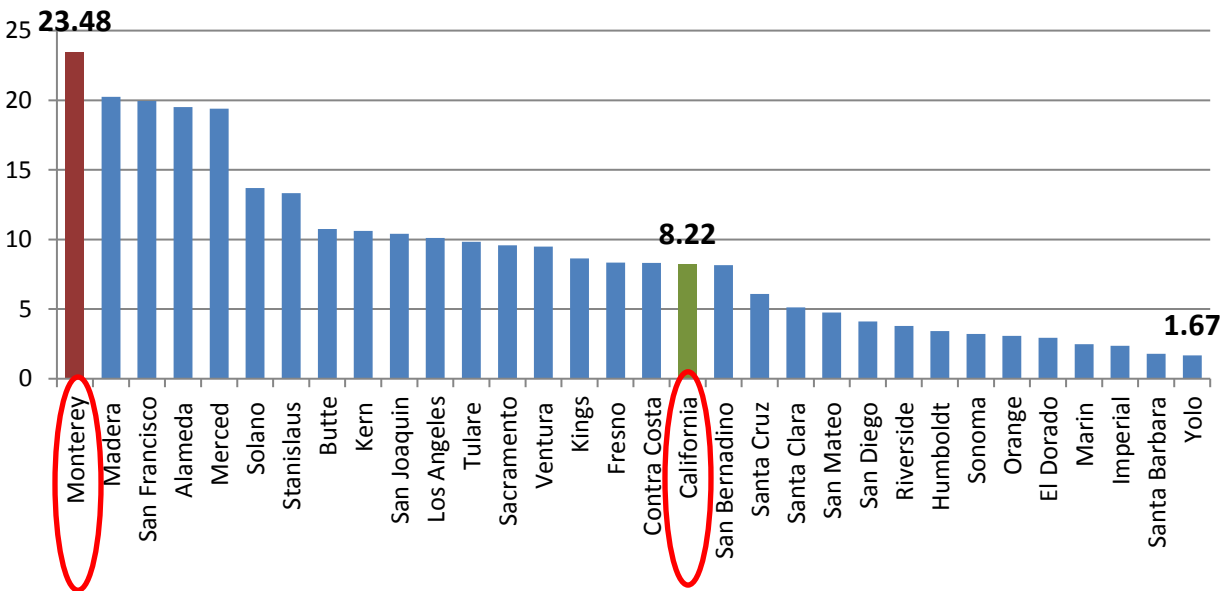


According to kidsdata.org, in the years 2011-2013, Monterey County had higher rates of student depression or mental health issues, as reported by public school staff, than the California state average. For example, as seen in Figure 9, 25.4% of students in Monterey County had exhibited a moderate problem compared to 20% in California overall (Source: <http://www.kidsdata.org/topic/68/childrens-emotional-health/summary>).

6. Violence Prevention/Intervention

The “Lost Youth” study by the Violence Policy Center utilizes compiled data from the Department of Justice to analyze youth homicide rates. Using the most recent data available, in 2013 Monterey County ranked first as the county with the highest homicide rate among victims ages 10 to 24. This rate of 23.48 per 100,000 was nearly three times the statewide rate of 8.22 per 100,000 (Figure 10).

Figure 10: Homicide Victims Ages 10-24 in California by County, Ranked by Rate 2013



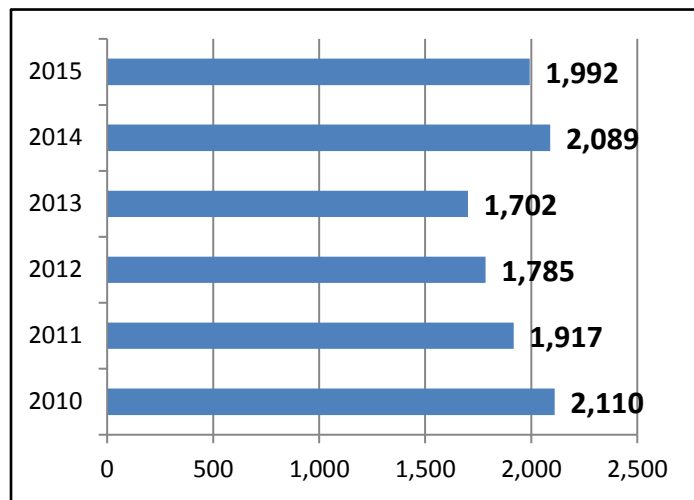
The report added that the deadliest city within Monterey County is Salinas. About 15 percent of the victims were identified as gang members. Monterey County is designated as a “High Intensity Gang Activity Area” by the state of California (<http://www.vpc.org/studies/cayouth2015.pdf>).

The Salinas Police Department, Monterey County Sheriff’s Office, Probation Department, and the District Attorney’s Office have identified over 3,000 persons in Monterey County who associate with criminal street gangs, and documents over 500 gang-related incidents a year. These incidents may involve gang related crimes like homicides, drive-by shootings or robberies (<http://www.co.monterey.ca.us/government/departments-a-h/district-attorney/criminal-prosecution/gang>).

In California, 40% of women experience physical intimate partner violence in their lifetimes. Domestic Violence is a concern for low-income residents in Monterey County and MCCAP recognizes this issue must be addressed. According to the California Department of Justice there was a significant decrease in domestic violence calls between 2010 and 2013, from over 2100 to 1702 total calls respectively.

However, as seen in Figure 11, the number of calls increased drastically in 2014, with a slight reduction in 2015. The causes of these shifts are unknown and difficult to speculate, but the issue remains prevalent in the community.

Figure 11: Total Domestic Violence Calls



7. Transportation

Monterey County is a geographically large county covering approximately 3,770 square miles, and is well over 100 miles from the north to the south end of the county. The Transportation Agency for Monterey County 2016 Monterey County Unmet Transit Needs report

(<http://www.tamcmonterey.org/programs/bus-transit/transit-needs/>) mirrors the

Needs Assessment survey data in that people living in South County (e.g. King City, Gonzales, Soledad, Greenfield) have difficulty accessing public transportation to areas where services for individuals and families living in poverty are provided. Currently, these services are limited in South County and other rural areas of the County, so the need for public transportation is of importance to people experiencing financial insecurity. The Monterey-Salinas Transit currently offers 4 lines of service to the South County Region; Fort Hunter Liggett – Salinas Express, Soledad – Paso Robles, Fort Hunter-Liggett – Templeton, and King City – San Jose/San Jose Airport. These lines run with limited frequency and are charged as regional and commuter rates which are significantly higher than local rates (Figure 12).

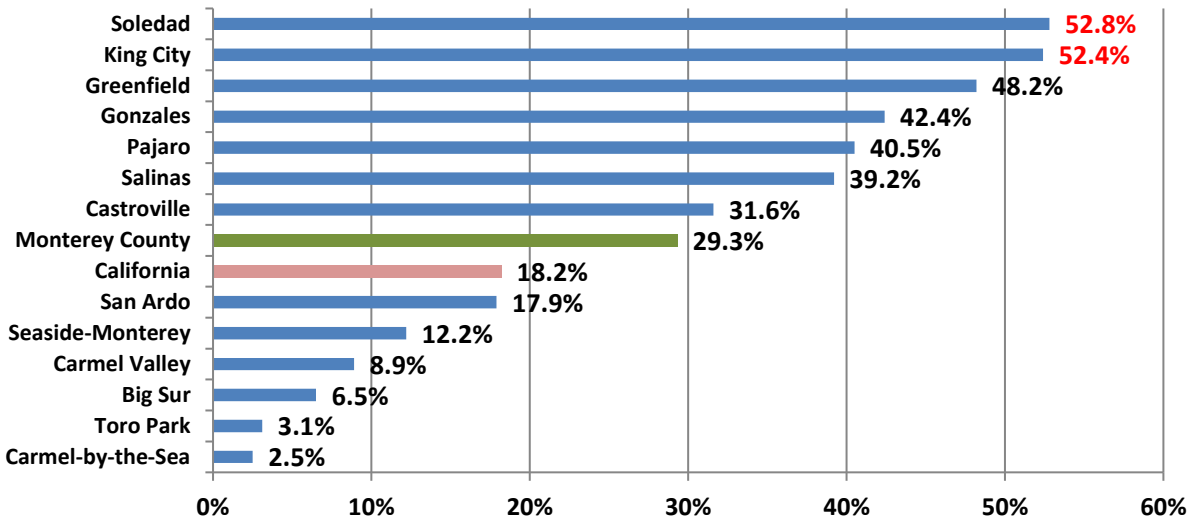
Figure 12: Monterey-Salinas Transit Route Types & Fares

Route Type	Regular Fare	Discount Fare
Local	\$1.50	\$.75
Primary	\$2.50	\$1.25*
Regional	\$3.50	\$1.75
Commuter	\$12.00	\$6.00

8. Adult/Parent Education

Data from the 2011-2015 American Community Survey show in Monterey County, more than 29% of adults 25 and over do not have a high school diploma or General Education Diploma compared to the state average which is just above 18%. Furthermore, the cities of Soledad and King City show rates over 50% of the population lack a high school diploma or another equivalency. Figure 14 shows the percentage of adults without a high school diploma or equivalent by county region. The south county area includes the top four cities with the highest rates of low adult educational attainment in our community. This highlights the extreme need to support programs offering this service especially in that region.

Figure 13: Population Ages 25+ with No High School Diploma or Equivalent



9. Employment Support Services

The January 2017 unemployment rate in Monterey County was 11.2% compared to the State of California at 5.1% and the U.S. national rate at 4.8%. These figures begin to demonstrate the deeper problem in addressing issues of poverty within Monterey County. Part of the high unemployment rate is the result of seasonal workers’ inability to find work in the agricultural fields year-round, but job opening estimates from the Employment Development Department indicate an overall lack of jobs in our region.

Figure 15 shows Farmworkers and Laborers topping the list of occupations with the highest number of job openings, with 19,550; however, ranking second, job openings for Cashiers decreases drastically to 2,340. The list quickly continues to diminish from there. (Source: State of California Employment Development Department, Monterey County Profile, <http://www.labormarketinfo.edd.ca.gov>; <http://www.labormarketinfo.edd.ca.gov/data/occupations-in-demand.html>)

Figure 14: Top Ten Occupations With The Most Job Openings (Monterey County)

Occupational Title	Total Job Openings 2014-2024	2016 First Quarter Wages	
		Median Hourly	Median Annual
Farmworkers and Laborers, Crop, Nursery, & Greenhouse	19,550	\$10.55	\$21,954
Cashiers	2,340	\$11.02	\$22,926
Farmers, Ranchers, and Other Agricultural Managers	2,330	\$40.38	\$83,986
Waiters and Waitresses	2,150	\$13.35	\$27,757
Retail Salespersons	2,040	\$11.38	\$23,684
Food Preparation and Serving Workers, Including Fast Food	1,680	\$9.58	\$19,926
Personal Care Aides	1,090	\$12.06	\$25,096
Registered Nurses	1,080	\$51.13	\$106,359
Cooks, Restaurant	960	\$13.73	\$28,542
General and Operations Managers	940	\$46.50	\$96,727

10a. Budgeting & Tax Services

According to the 2011-2015 5-Year American Community Survey, over 40% of households in Monterey County live on less than \$50,000 annually, but family income does not reflect the whole picture of poverty. The Federal Poverty Measure is set by the Department of Health and Human Services each year and is dependent on household size and inflation measures but does not account for regional variations in costs of living. Managing a household with a limited budget in a high cost region requires specific skills. Budget and financial literacy programs that help build these skills are critical for low-income households who are struggling to get by.

MCCAP is a longtime partner of the Volunteer Income Tax Preparation Assistance (VITA) program. As a partner with United Way Monterey County, VITA offers free income tax preparation services to low-income families and individuals who qualify. Free preparation allows low income families the ability to keep more of their hard-earned money in their pockets and reduce the risk of falling victim to predatory tax preparation services that may charge tax filers higher rates and/or fees for advancing refunds. VITA also ensures tax filers are receiving quality service that follows state and federal rules and regulations.



Our FREE **Volunteer Income Tax Assistance (VITA)** tax prep service helped **2,595** tax filers claim more than **\$3.3 M** in refunds and credits, stimulating our local economy to the tune of **\$4.7M**.

Proper filing is important to prevent possible audits or liens as well as ensure families are receiving the maximum benefits allowed. The Earned Income Tax Credit (EITC) is an anti-poverty program which benefits low to moderate income working individuals and families by providing a standardized tax credit that is based on income earned.

In tax year 2015, Monterey County residents using the VITA program received \$895,098 collectively in earned income credit and more than \$3.3 million in overall refunds and credits. This results in families and individuals having an increased capacity to contribute to the local economy and move towards greater self-sufficiency. United Way of Monterey County estimates that the resulting refunds and credits create a local stimulation amounting to approximately \$4.7 million.

10b. Homeless Services/Emergency Shelter

A shortage of affordable housing and access to living wages continues to hinder efforts in addressing homelessness in Monterey County. Since the implementation of the Lead Me Home, Ten Year Plan to End Homelessness in 2011, progress has been hindered by low vacancy rates, fast growing rental prices, and shifts and growths of homeless encampments in highly urban areas.

Given the importance of this issue, MCCAP recognizes the need to invest in programs that address homelessness and homeless issues such as day shelter, basic hygiene resources, and case management. These basic services are imperative for individuals and families experiencing homelessness to move towards permanent stable housing.

One key effort in supporting the Lead Me Home project is the biennial Point-In-Time (PIT) census. MCCAP has been a dedicated partner in organizing this effort in collaboration with the local Continuum of Care. The PIT census is a physical count of people experiencing homelessness on a single night in the last part of January. The U.S. Department of Housing and Urban Development (HUD) requires communities receiving their funds to conduct this PIT count (Source: National Center for Homeless Education, <http://nche.ed.gov>).

Figure 15: 2015 Point-In-Time Homeless Census, Sheltered vs. Unsheltered Homeless

TOTAL HOMELESS POPULATION: 2,308



Source: Applied Survey Research. (2015). Monterey County Homeless Census. Watsonville, CA.

Note: Totals may equal more than 100% due to rounding.

A total of 2,308 individuals were counted during the 2015 PIT Homeless Census and Survey. Of this population, approximately a third was residing in emergency shelter or transitional housing. The other two-thirds were in unsheltered situations which include living on the street, in abandoned buildings, in cars /vans/RVs or in an encampment area (Figure 13).

Throughout the community assessment process, MCCAP gathered information from the public regarding their own personal experiences that result from the current causes and conditions of poverty in the service area. The critical issues most vocalized included lack of affordable housing, access to food, access to affordable and accessible child care, and affordable, county-wide transportation.

These issues have been documented as consumer identified needs and incorporated into MCCAP's program plan for the up-coming years. MCCAP currently operates as a public agency based within the Monterey County Department of Social Services and maintains very limited funding for services. With these limited funds, efforts and services that address these critical issues and support the low-income population, remain a priority. MCCAP realizes there are limitations to serving the community in all areas of concern, but continues to maintain the goal of supporting and advocating for resources that address these issues directly and indirectly.

For more in-depth information regarding the critical issues identified during the comprehensive community needs assessment, see the section titled, Documentation of Public Hearing and the table of summarized public testimony.

Community Needs

Top Needs	Agency Priority	Description of Programs/Services Directly Provided by Your Agency	Coordination Efforts	Page
Services for Youth	Yes	Monterey County Community Action Partnership does not provide direct services. All programs are subcontracted through coordinated efforts.	Subcontracted services with Community Human Services, Community Partnership for Youth, North County Recreation & Park District, Sun Street Centers, The Village Project, and Turning Point of Central California.	6-7
Housing & Utility Support	Yes	Monterey County Community Action Partnership does not provide direct services. All programs are subcontracted through coordinated efforts.	Subcontracted services with Community Homeless Solutions and Housing Resource Center.	7-8
Food Resources	Yes	Monterey County Community Action Partnership does not provide direct services. All programs are subcontracted through coordinated efforts.	Subcontracted services with Food Bank for Monterey County.	8
Child Care Services (free/reduced cost)	Yes	Monterey County Community Action Partnership does not provide direct services. All programs are subcontracted through coordinated efforts.	Identify and promote existing services while also advocating and supporting increasing opportunities to provide this service in the community by including this need in the next request for proposal process.	9
Health & Wellbeing	Yes	Monterey County Community Action Partnership does not provide direct services. All programs are subcontracted through coordinated efforts.	Physical health needs referred to public entitlement programs. Mental health services subcontracted through services with Community Homeless Solutions, Community Human Services, and the Village Project.	9-10
Violence Prevention & Intervention	Yes	Monterey County Community Action Partnership does not provide direct services. All programs are subcontracted through coordinated efforts.	Domestic violence and gang prevention and intervention services subcontracted services with Community Homeless Solutions, Community Human Services, Sun Street Centers, Turning Point of Central California, and the YWCA for Monterey	10-11

			County	
Transportation	Yes	Monterey County Community Action Partnership does not provide direct services. All programs are subcontracted through coordinated efforts.	Identify and promote existing services while also advocating and supporting increasing opportunities to provide this service in the community by including this need in the next request for proposal process.	11
Adult/Parent Education	Yes	Monterey County Community Action Partnership does not provide direct services. All programs are subcontracted through coordinated efforts.	Identify and promote existing services while also advocating and supporting increasing opportunities to provide this service in the community by including this need in the next request for proposal process.	11-12
Employment Support Services	Yes	Monterey County Community Action Partnership does not provide direct services. All programs are subcontracted through coordinated efforts.	Subcontracted services and partnerships with Community Homeless Solutions, The Village Project, Turning Point of Central California, Monterey County CalWORKs Employment Services, Monterey County Workforce Development Board/WIOA, and the Center for Employment Training	12
Budgeting & Tax Preparation	Yes	Monterey County Community Action Partnership does not provide direct services. All programs are subcontracted through coordinated efforts.	Subcontracted services through Housing Resource Center for financial literacy, Consumer Action for financial education and advocacy and United Way Monterey County for the Volunteer Income Tax Preparation (VITA) program.	13
Homeless Services/Emergency Shelter	Yes	Monterey County Community Action Partnership does not provide direct services. All programs are subcontracted through coordinated efforts.	Subcontracted services with Community Homeless Solutions, Community Human Services, Franciscan Workers of Junipero Serra, Housing Resource Center, and the Coalition of Homeless Services Providers.	13-14

Narrative

During the community needs assessment, several new concerns were brought to our agency's attention such as child care, transportation, and adult education. Currently these services are not being funded or supported by MCCAP in the last funding cycle; however, MCCAP is committed to promoting these needs and advocating for these services in the community. These newly identified services will be included in the next request for proposal process allowing local providers an opportunity to begin a partnership with MCCAP.

DOCUMENTATION OF PUBLIC HEARING

[California Government Code 12747\(b\)-\(d\)](#) requires all eligible entities to conduct a public hearing in conjunction with their CAP. In pursuant with this Article, agencies are to identify all testimony presented by the low-income and identify whether or not the concerns expressed by that testimony are addressed in the CAP.

Public Hearing Process

MCCAP conducted a Public Hearing at the Vineyard Church of Salinas, located at 1122 Alisal Street, Salinas on January 12, 2017.

The local community was notified of the public hearing through the placement of online postings, radio announcements, televised community news boards, and other public media outlets. Additionally, bilingual Spanish English informational flyers were developed and provided to local schools, churches, and community based organizations. Email notices with bilingual flyers were sent county-wide to public and private funders and human and health care service providers. Copies of these postings are attached at the end of this plan as Appendix C.

The hearing was organized and facilitated by MCCAP staff and Community Action Commissioners. Individuals who chose to speak during the hearing, were allowed three minutes to provide their personal testimony. The public's statements were recorded by MCCAP staff. Spanish language translation was provided through the use of audio headphones for simultaneous Spanish translation. Photos were taken by staff with the public's permission and light refreshments were provided.

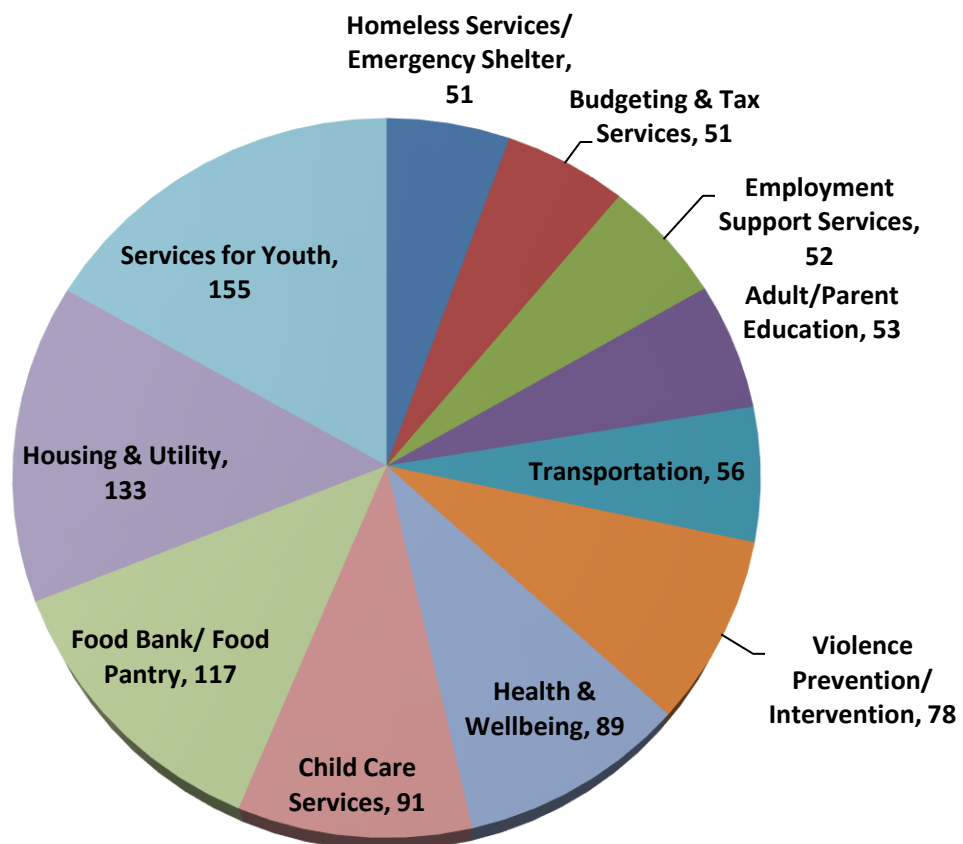
Of the 83 public hearing attendees, 34 provided verbal public testimony regarding services needed in the community. This was a positive increase in participation from the previous event two years prior with 46 attendees and 24 speakers. The written and verbal testimony provided was recorded, analyzed, and incorporated into the consumer identified needs data. Attendance logs are attached as Appendix E. MCCAP also received 19 written testimonies from individuals who were informed or present at the hearing, but did not wish to speak publically.

Following the open public comment period, an additional survey-based, community needs activity was held while refreshments were provided in order to collect additional information from participants. The survey had been widely administered within targeted regions of the County prior to the public hearing event. The survey consisted of three questions. The first question asked participants to check the service categories they have used or received services from within the last year. The second question asked participants to identify the two most helpful services checked in question one. Question three asked participants to write in any additional services not included in the above list. The surveys also contained

three demographic questions inquiring about age, income, and gender identity. Participants were provided with verbal instructions and detailed explanations from a trained survey administrator about the service categories and any other issues. Survey respondents were encouraged to provide responses in their preferred language. Responses were received in both English and Spanish and added to the data received from the verbal and written statements. The service categories included in question one included budgeting/Financial literacy, child care services (free/reduced), clothing (free/reduced), domestic violence prevention/intervention, employment support services, food bank/food pantry, gang prevention/awareness education, homeless services/emergency shelter, housing/rental assistance, income tax preparation (free/reduced), individual/family counseling, legal services (free/reduced), parenting classes, services for seniors (free/reduced), substance abuse treatment, transportation (free/reduced), utility/energy bill assistance, and youth activities (educational and recreational). A copy of the survey is attached at the end of this report as Appendix I.

Through this combination of surveys and public hearing process, MCCAP identified eleven consumer identified community needs priorities.

Figure 16: Consumer Identified Service Priorities in Monterey County



Public Hearing Photos:



(Event welcome and sign-in area)



(written testimony and survey administration tables)



(event attendees and main auditorium)



(refreshments provided)

Summary of Testimony:

Comment/Concern	Was the concern addressed in the CAP?	If so, indicate the page #	If not, indicate the reason
There is a need for culturally congruent service delivery and information, particularly in Seaside. People of color are underserved. There should be a focus services on culturally congruent services. Diversity & Culture	Yes	26, 28, 30, 33	
Social Services should refer African Americans to The Village Project Inc. The agency provides culturally appropriate counseling services. I believe referrals should be mandated by Social Services. Diversity & Culture, Mental Health	Yes	26, 28, 30, 33/9-10, 26, 28	
I was born and raised in Seaside. African Americans need services. Kids are falling through the cracks, and do not have enough resources. Diversity & Culture, Youth Services	Yes	26, 28, 30, 33/6-7, 29-30	
The Village Project delivers so many of the currently identified top ten service gaps. I owe my High School graduation to The Village Project. Mental Health	Yes	9-10, 26, 28	
45 students are supported and nurtured by the Village Project. They provide more than tutoring; Like support for life issues. The agency needs a bigger building, more staff, and more full time staff. Kids come from all grades k-12. Kids are our future. There is a need for more funds for these programs. Youth Services, Life Skills	Yes	6-7, 29-30/32	
In my opinion some children are falling through the cracks, especially in math and science. The Village Project focuses on services in schools to help students graduate, improve grades, grow up, and be productive. Youth Services	Yes	6-7, 29-30	

<p>I drive across Monterey County and find so many problems with housing. We need to influence government to make changes. A family with 5 kids is living in a one-bedroom paying \$700 with no bathroom, no kitchen, it is not fair. Where are the health department and the Housing department laws? We need to represent each other. It's time to step up for them, especially the farm workers who bring food to our tables. Housing</p>	<p>Yes</p>	<p>7-8, 27-28, 32</p>	
<p>I am here for homeless and veterans who are homeless. Especially families of homeless veterans. There should be support veterans and farm workers. I was born in Salinas. There is a need to support farm workers who are working hard. Some of them work long nights. Homeless Services</p>	<p>Yes</p>	<p>13-14, 27-28</p>	
<p>I want to speak about farm workers who are not here. It is sad none are here. I will focus my comments on education for farm workers. When I came to this country, we needed to think about education. I could not get a good job without it. I have two sons and I have always been involved with school. I wanted my children to go to college. They graduated and that day I cried. I believe the community needs to come together. Programs and services will not make a difference if the community is not united. Adult Education</p>	<p>Yes</p>	<p>11-12, 26-27</p>	
<p>SOP gave me a warm safe environment. Staff are very courteous. They helped me set-up email to seek employment. Before I got involved with SOP, I felt very lost. They provided a very nice place to live, and paid for the essentials so I don't have to from my own pocket. I feel empowered and will now have the opportunity to move forward with my life and become employed soon. Homeless, Employment</p>	<p>Yes</p>	<p>13-14, 27-28/12, 26, 31-32</p>	
<p>I would like to highlight dealing with mental health issues among the chronically homeless. It is important to help make resources available in the community to provide them with the structure they need to help them reclaim their lives. They should have access to services to help them live the healthy lives they deserve. Mental Health</p>	<p>Yes</p>	<p>9-10, 26, 28</p>	
<p>I would like to talk about the importance of case management for low income families and people who are chronically homeless. With case management, we have been able to prevent people from becoming homeless, and help those who have been homeless for decades get back into housing. Case management helps guide and empower people, and is proven to be effective. Our clients need trauma informed and rigorous case management. Case management needs to be open to the community as a whole. Homeless Services, Mental Health</p>	<p>Yes</p>	<p>13-14, 27-28/9-10, 26, 28</p>	

<p>We need to talk about those living homelessly. Especially those who have been out there their entire lives. You see them everywhere. You think <i>why don't they get a job</i> – it is because they are victims of our society. Homeless women who are victimized every single day and night and are traumatized by that. There are guys out there that can work, but are refused for various reasons, e.g. prior incarceration, mental health issues. They are working but cannot get into a house due to the high cost of housing. We need to fund activities and programs for people who are chronically homeless. This will reduce emergency services which are more expensive. There are special needs for homeless women. Some have to turn tricks to have a safe place. This is an indictment on our entire society. Homeless Services, Mental Health</p>	<p>Yes</p>	<p>13-14, 27-28/9-10, 26, 28</p>	
<p>There is a need to help youth gain employment. I went to the program, Turning Point, several times. The program helped me gain new employment and learn about professional attire. The clothes I am wearing now came from them. They benefitted me a lot. Youth Services, Employment, Information & Referral</p>	<p>Yes</p>	<p>6-7, 29-30/12, 26, 31-32/6, 28, 30, 32, 35</p>	
<p>Need to be more programs or fund domestic violence programs. Not just domestic violence, but also supportive services, victim advocates, transportation, getting to court dates, case management, counseling and mental health. Domestic Violence, Transport, Mental Health</p>	<p>Yes</p>	<p>10-11, 26, 28/11, 27/9-10, 26, 28</p>	
<p>Community Homeless Solutions is a very big house with many doors. Various programs, Men and Women in transition, intact families. I run the domestic violence shelters in Salinas and Marina. I ask that the funding be continued. We help the women in so many ways. They are safe. Help women get the tools they need to become survivors instead of victims. Homeless Services, Domestic Violence</p>	<p>Yes</p>	<p>13-14, 27-28/10-11, 26, 28</p>	
<p>Sun Street Centers' program is teaching us the dangers of substance abuse. Educating us from a youth point of view. The strength of the community is the goal. Thank you for supporting our program. It helps people and has helped people using drugs and alcohol. Substance Abuse Treatment</p>	<p>Yes</p>	<p>26, 28</p>	
<p>A lot of senior citizens have homes and have work needed around the home but no one to help. Roofing, plumbing, lawn, around the house. Funding needs to help seniors with repairs around the home. Seniors don't have the physical ability and are on fixed incomes. Services for Seniors</p>	<p>Yes</p>	<p>33</p>	

<p>I am a single mother of 4 and was recently homeless. Housing Resource Center helped me a lot. I was living in my car and hotels with my kids. They helped me. Without them I think a lot of things would not have been possible. I am now living in a 3-bedroom 2-bath low income place. I received assistance with beds and stuff for the children. The funding is still needed for this program. This was a huge success for me. I am currently writing a paper on it.</p> <p>Housing, Homeless Services, Childcare</p>	<p>Yes</p>	<p>7-8, 27-28, 32/13-14, 27-28/9, 28, 30, 36</p>	
<p>I am here representing all of the groups here tonight because you are all my partner agencies. You are all why I go to work every day. Without food nothing happens. 25% of the children in the County are being fed by the food bank and over 20% of adults are food insecure. We are the salad bowl of the world with a \$9.2 billion industry, but insecurity still happens. All programs are so important. Food Access</p>	<p>Yes</p>	<p>8, 27, 31</p>	
<p>140 different agencies come to the Food Bank for food, but we also have our own distribution programs to feed all of Monterey County and provide the basic necessity that allows them to look for jobs, housing etc. Food is the basic necessity. Food Access</p>	<p>Yes</p>	<p>8, 27, 31</p>	
<p>I am proud of the young people who are speaking their minds. Rancho Cielo is an important part of this, as with many youth programs in the County. We need to continue these programs and programs that support them. There is no elevator to the top to solve homelessness and other problems, but many stairs. Rancho Cielo serves 14-24 year olds. Funding is needed to continue serving and increase the impact these programs are having on youth and the community. Youth Services</p>	<p>Yes</p>	<p>6-7, 29-30</p>	
<p>As commissioners we are the ones who look out for the needs of the low income community. Trying to support each other, organizations, communities, culture. Some communities are less served than others. Especially the African American population. There are not enough of us here to express the need. As commissioners, we take your needs up to the management and try to put the pieces together. Diversity & Culture</p>	<p>Yes</p>	<p>26, 28, 30, 33</p>	
<p>The community is still missing legal assistance. I am a co – parent with someone in the military. The military has access to legal assistance. As the civilian, our only resource is the attorney referral program. That’s not enough. There should be help for people dealing with parents who do not pay child support. I was told to go take a workshop and go fight my case in court. I am educated, but not educated or equipped to go up against naval Judge Advocate General's Corps. In other communities, I would have access, but it is</p>	<p>Yes</p>	<p>33/7-8, 27-28, 32</p>	

<p>missing in Monterey County. Senior citizens need help, single mothers and fathers, something needs to be done. Expand on services needed in Seaside. Economic issues – housing vouchers are expiring because people are not able to find anything in 90 days then the voucher expires and they have to go back on the list. A special needs child’s family could not find anything to rent within the guidelines of the voucher. Also, the rents are increasing and may pass the threshold of these vouchers. The rental market is too high for vouchers. This issue needs to be addressed. I have heard local mayors say they are going to bring rents up to market rate. They were reelected and that needs to be addressed. We need more housing for elderly, single parents, etc. Legal Services, Housing</p>			
<p>I’m with Alisal Community Family Resource Center here representing Plaza Comunitaria, a program that teaches people to read and write in their own language. At the center we teach people to read and write, many who didn’t have the opportunity to go to school in their own country. Education is a very important factor which has a positive impact in their lives. It is very important that we have more funding so that we can help more families. Adult Education</p>	Yes	11-12, 26-27	
<p>In Seaside resources are very good but I wish they could reach more people. There is a need for more outreach as there are many families who have never heard of CSBG funded programs. This is a major part of Monterey County. There is a need for services and programs for more communities than just Salinas. Seaside and Marina get overlooked. Information and Referral</p>	Yes	6, 28, 30, 32, 35	
<p>Many of the families, especially from Oaxaca cannot afford housing and are living in poor conditions. Kids cannot do their homework in crowded homes. Kids cannot concentrate because they live in a small room and don’t have their own space to do homework. We are here representing educational needs for kids and for them to have a safe space to do work. My co-workers and I are here to represent children who need space to do homework and families whose parents cannot afford the high rents. Some families have to live in small rooms with more than 5 people in one room. Please support us to have better spaces for our kids. Housing, Youth Services</p>	Yes	7-8, 27-28, 32/6-7, 29-30	
<p>I am here to talk about how beneficial the Plaza Comunitaria has been for me. I am now a student in this program who came to this country without knowing how to read or write. Now I am studying so I can take the high school equivalent test. Adult Education</p>	Yes	11-12, 26-27	

<p>I see a lot of hopelessness in the community. I have been homeless before. People have killed themselves over the hardships. I have seen people go from the system to owning a home. Don't forget your ability to achieve and see miracles all the time. Through hardships, people go down and rise. My wife and I want to thank you for all that you do. Homeless, Mental Health</p>	<p>Yes</p>	<p>13-14, 27-28/9-10, 26, 28</p>	
<p>I am an employee of Pajaro School District. As an employee, I notice that families live in places not meant for human habitation. The only places that they can afford to rent are meant for cars. Children are very cold and not able to sleep. When they go to school they are falling asleep and cannot perform well at school. I am here asking for help with housing and rental assistance. Housing</p>	<p>Yes</p>	<p>7-8, 27-28, 32</p>	
<p>The need for funding for low income families is greater than ever. Our agency served nearly 1000 individuals and contacted 2000 more who were not able to be served by our agency for various reasons. It is easier to make better strides when you are housed. We work to prevent homelessness through diversion strategies. We know that children are happier and healthier in homes. Families are stronger and more capable when housed. We need to protect and guide children. People should be living rather than surviving, and this is easier to do when housed. Families who live day to day cannot make strides forward. I adamantly express to you the need to fund housing support services in community. Housing, Homelessness</p>	<p>Yes</p>	<p>7-8, 27-28, 32/13-14, 27-28</p>	
<p>Community Partnership for Youth in Seaside, is a grassroots nonprofit providing alternative to gangs, drugs, and violence while promoting individuals' strengths. This program provides mentoring and tutoring, strengthening programs and is dedicated to families but its main focus is children. Statistics say that average Seaside elementary literacy test scores are 2 (on a scale from 1-10). Students participating in program have increased scores by 75%. Parents need help for their children. Families are very grateful. This program really changes lives. Gang Violence, Substance Abuse Treatment, Youth Services</p>	<p>Yes</p>	<p>10-11, 26, 28/26, 28/6-7, 29-30</p>	
<p>I would like to emphasize the need for nutrition education. I am a teacher at Hartnell College and trainer of food safety. I would like to see an expansion of job skills as ways to use nutrition and health education to help with literacy and health education. I am also a resident of Salinas and feel very passionately about Salinas. People living in poverty for a long time often lack skills that allow them to cook healthy. I am a health educator who would like to help. Food, Physical Health, Life Skills</p>	<p>Yes</p>	<p>8, 27, 31/9-10, 33/32</p>	

FEDERAL ASSURANCES

Public Law 105-285 establishes programmatic assurances for the State and eligible entities as a condition of receiving CSBG funds.

1. Programmatic Purposes

(A) to support activities that are designed to assist low-income families and individuals, including families and individuals receiving assistance under part A of title IV of the Social Security Act (42 U.S.C. 601 et seq.), homeless families and individuals, migrant or seasonal farm workers and elderly low-income individuals and families, and a description of how such activities will enable the families and individuals—

(i) to remove obstacles and solve problems that block the achievement of self-sufficiency, (including self-sufficiency for families and individuals who are attempting to transition off a State program carried out under part A of title IV of the Social Security Act);

Through subcontracted providers, MCCAP supports and funds services that remove obstacles and solve problems that can be hurdles to achievement for Monterey County's low-income families and individuals. Domestic violence is a significant problem for low-income families trying to achieve self-sufficiency. MCCAP subcontractors provide domestic violence prevention, education, protection services, and transitional supportive housing for victims of domestic violence. Substance abuse prevention, education, and individual and family counseling alleviate destructive behavioral patterns impeding self-sufficiency. Providing diverse and culturally competent services is a focus for all MCCAP service providers. All MCCAP contractors provide bilingual services in Spanish and English at a minimum. MCCAP services are offered to everyone regardless of affiliations such as race, ethnicity, and language. Services are designed to assist all low-income families and individuals to become self-sufficient.

(ii) secure and retain meaningful employment;

MCCAP collaborates with other agencies to provide educational and employment opportunities. An excellent example of a successful collaboration leading to employment opportunities for low income and underemployed individuals is the Water Management Class offered through The Village Project, Inc., a MCCAP funded agency. This 24-session class is designed to prepare participants to take the State of California's Water Treatment and Distribution Certification Exam. Attainment of this certificate qualifies participants for entry level jobs in the water industry that begin at \$35.00 per hour. Persons from low-income and chronically unemployed or underemployed backgrounds are encouraged to sign up for this class. The class is taught by a California-American Water Supervisor and includes guest speakers from the various departments and offices of California American Water. The class is the result of a partnership between The Village Project, Inc. and California American Water Company-Monterey County District.

(iii) attain an adequate education, with particular attention toward improving literacy

skills of low-income families in the communities involved, which may include carrying out family literacy initiatives;

Lack of education is a significant obstacle to achieving self-sufficiency. Spanish adult literacy is provided by the Department of Social Services using CalWORKs funding to bring adults to a literacy level on their native language so that they may move on to English. The program also includes reading and writing in preparation for General Education Development Certificate.

(iv) make better use of available income;

Customers are able to make better use of available income by receiving access to free food or food vouchers so that their limited resources can be utilized for other household expenses. Financial literacy including budgeting, saving, and credit/debt repair also provide low-income customers with the tools to manage their money and make sound financial decisions. The Volunteer Income Tax Assistance Program provides free tax preparation services to individuals and families earning \$53,000 or less ensuring that customers receive all eligible tax credits such as the Earned Income Tax Credit available to low-income working families.

(v) obtain and maintain adequate housing and a suitable living environment;

Access to adequate housing is provided by subcontractors who offer transitional housing and rental assistance programs. Subcontractors also provide emergency shelter and Information and Referral to other services which may allow the customer to work toward achieving more stable housing. Substance abuse education and counseling, and domestic violence services provide for a more suitable and stable living environment. Transportation vouchers, referrals, and limited transportation assistance is provided by Community Homeless Solutions and Franciscan Workers of Junipero Serra as a key service to removing barriers to self-sufficiency and stability.

As a member of the Coalition of Homeless Services Providers, the MCCAP actively participates in that agency's planning activities. The coalition is comprised of 15 local community-based member agencies whose goal is to promote interagency coordination for the establishment and operation of a comprehensive system of housing and support services designed to increase self-sufficiency for homeless individuals and families. The Leadership Council is the planning body of the Continuum of Care for Monterey County in charge of the oversight and implementation of *Lead Me Home* the 10-Year Homeless Plan to End Homelessness in Monterey County.

(vi) obtain emergency assistance through loans, grants or other means to meet immediate and urgent family and individual needs; and

MCCAP currently provides administration functions for the CalWORKs Housing Support Program for Monterey County which is subcontracted to a local housing support agency within the county. The program assists CalWORKs recipients who are homeless with assistance paying rent, security deposits and intensive case management which can lead a family to obtaining stable housing.

MCCAP staff are members of the Monterey County Emergency Food and Shelter Board. This organization, under the auspices of the United Way Monterey County, reviews funding applications and

allocates supplemental funding for providers of emergency food and shelter in the county.

(vii) achieve greater participation in the affairs of the communities involved, including the development of public and private grassroots partnerships with local law enforcement agencies, local housing authorities, private foundations, and other public and private partners to;

(I) document best practices based on successful grassroots intervention in urban areas, to develop methodologies for widespread replication; and;

MCCAP is actively participating in the operational phases of the Continuum of Care 10-Year Plan to address homelessness in Monterey and San Benito counties. Member agencies of the Continuum of Care provide transitional housing, emergency shelter, street outreach and referral, child care, case management, life skills/employment training, drug and alcohol recovery counseling, youth programs, food distribution and counseling to assist families to become self-reliant.

Through services provided by subcontractors, MCCAP provides services designed to remove obstacles and assist individuals and families to move into self-sufficiency. Domestic violence is a significant problem for low-income families trying to achieve self-sufficiency. MCCAP subcontractors provide domestic violence prevention, education, protection services, and transitional supportive housing for victims of domestic violence. Substance abuse prevention, education, and individual and family counseling services are designed to alleviate destructive behavioral patterns.

(II) strengthen and improve relationships with local law enforcement agencies, which may include participation in activities such as neighborhood or community policing efforts;

MCCAP is a voting member of the Salinas Downtown Community Board (SDCB). The SDCB actively works with law enforcement on the renewal of a blighted downtown area in which the establishment of violence-free zone is one of their goals. The Safety, Sanitation, and Security Committee as part of the SDCB, consists of SDCB members, local law enforcement, business owners and area residents. The Safety, Sanitation, and Security Committee regularly addresses issues such as, environmental health, access to public hygiene facilities, homeless encampments and violence impacting this low-income community also known as Chinatown. As a result of the SDCB advocating for the purchase and installation of public hand washing stations and public restrooms in the Chinatown community, long range plans for revitalizing the Chinatown area have been implemented. The Health and Human Services Center opened in October 2016. This Center is currently providing showers and restrooms to homeless individuals and families in addition to other services. A task force of probation, police, and gang intervention specialists has been engaged to address additional community safety concerns. Monterey County CAP staff members have been at the table in developing the Chinatown Revitalization Plan, and will continue to work in collaboration with stakeholders in support of revitalization efforts.

MCCAP will comply with all specific assurances detailed under the Federal Community Services Block Grant Act. The agency is committed to continued assessment of the needs of the low-income people in the County, and ensuring that the Community Services Block Grant funds are allocated to culturally responsible and diverse subcontracting agencies that further the purpose of these funds.

Please indicate the activities your agency sponsors to satisfy the Federal Assurance listed in #1 above (check all that apply):

- Disaster Preparedness and Relief
- Energy Support
- Job Training
- Asset Development Programs
- Educational Support
- Career Development
- Volunteer Coordination Efforts
- Food Resources
- Health Education
- Tax Preparation /Tax Credit Information
- Mentoring
- Parent Support
- Child Development Information
- Medical Service Access
- Home Visiting/Case management
- Childcare Services/Head Start

2. Needs of Youth

(B) To address the needs of youth in low-income communities through youth development programs that support the primary role of the family, give priority to the prevention of youth problems and crime, and promote increased community coordination and collaboration in meeting the needs of youth, and support development and expansion of innovative community-based youth development programs that have demonstrated success in preventing or reducing youth crime, such as—

(i) programs for the establishment of violence-free zones that would involve youth development and intervention models (such as models involving youth mediation, youth mentoring, life skills training, job creation, and entrepreneurship programs); and

Please select the types of programs your agency sponsors to address the needs of youth:

- Youth Mediation Programs
- Youth Mentoring Programs
- Tutoring
- Life Skills Training
- Youth Employment
- Entrepreneurship Programs for Youth

MCCAP is committed to continued assessment of the needs of the low-income people in the County, and ensuring that the Community Services Block Grant funds are allocated to culturally responsible and diverse subcontracting agencies that further the purpose of these funds.

During the current and previous needs assessment process, services for youth including recreation and education focused programs, were identified as top priorities. As such, MCCAP sought out service providers with youth services as a primary focus. During the 2016-2017 funding cycle, MCCAP added two new partners that provide specific youth focused activities. Furthermore, other long time partners shifted focus to increase services on programs that provide youth related activities.

Monterey County CAP will comply with all specific assurances detailed under the Federal Community Services Block Grant Act.

(ii) after-school childcare programs

MCCAP partially funds after-school programs in which the subcontractors provide mentoring and homework assistance, as well as art and other recreational and educational activities for youth and teens. Information and referral resources are coordinated with all subcontractors to refer customers to childcare programs they may be eligible.

3. Coordination of Other Programs

(C)To make more effective use of, and to coordinate with, other programs (including State welfare reform efforts)

Please indicate the types of programs your agency coordinates services with:

- Local Workforce Investment Boards
- Social Service Departments
- CSBG MSFW Agency
- One-Stop Centers
- Child Care Centers
- Faith-Based Organizations
- Community Based Organizations

As a program under the auspices of the Monterey County Department of Social Services, MCCAP collaborates and coordinates with CalWORKs Employment Programs, more specifically the Welfare to Work component of Welfare Reform, Community Benefits Branch, Aging and Adult Services Branch, the Military and Veteran's Services, and the Family and Children's Services Branch. As part of the Workforce Opportunity Investment Act, MCCAP is also a collaborator with our local workforce investment board and One-Stop Center. Through the network, MCCAP can provide a safety net of services integrated with knowledgeable information and referrals.

4. Emergency Food and Nutrition

Describe how your agency will provide emergency supplies and services, nutritious foods, and related services to counteract conditions of starvation and malnutrition among low-income individuals.

MCCAP supports food access for low-income people and allocates funding to the Food Bank for Monterey County to contribute to the purchase of food for the Agency Clearinghouse Program. Food is distributed to families in need throughout Monterey County.

Food Bank for Monterey County is a large clearinghouse that collects surplus food obtained from government, wholesale, growers, processors and resellers. These food resources are used for redistribution to individuals and families throughout the County who are hungry and in need. Approximately 100 non-profit agencies rely upon the Food Bank to provide them with reliable low-cost food supply.

During the last ten years, the Food Bank for Monterey County has provided food to the low-income population in Monterey County using the family market approach. This innovative program provides low-income families with fresh fruit, vegetables and dairy products. These markets are held weekly between April and October at designated areas throughout the County to allow individuals and families to select fruits, vegetables and dairy products of their choice. This new approach to food access has resulted in better nutrition and less waste as unwanted food is not discarded by the individual or family.

5. Employment and Training

Describe how your agency will coordinate with, and establish linkages between, governmental and other social services programs to assure the effective delivery of services and avoid duplication; and describe coordination of employment and training activities as defined in section 3 of the Workforce Innovation and Opportunity Act [29 U.S.C. 3102].

Please indicate the types of entities your agency coordinates services with:

- Workforce Investment Boards
- Social Service Departments
- One-Stop Centers
- Child Care Centers
- Faith-Based Organizations
- Local Colleges
- Adult Education programs
- Job Training Organizations
- CSBG MSFW Agency
- CalWORKs
- Community Based Organizations
- Substance Abuse Treatment Providers

MCCAP is a public agency under the auspices of the Monterey County Department of Social Services.

The agency collaborates and coordinates with CalWORKs Employment programs, the Community Benefits Branch, the Aging and Adult Services Branch, the Military and Veteran's Affairs Branch, and the Family and Children's Services Branch. The Director of the Department of Social Services serves as a member of the Workforce Investment Board.

Agency's coordination includes funding a workforce literacy project located in the CalWORKs Employment Services office in King City to serve CalWORKs participants as well as other low-income adults. Services provided include enhancing life skills, employment readiness, and financial literacy.

Additionally, MCCAP has executed a Memorandum of Understanding with the One Stop Career Center. The One Stop Career Center is comprised of three organizations working together in employment related activities. The Department of Social Services, The California Employment Development Department and Workforce Investment Board.

6. Low-Income Home Energy Assistance

Describe how your agency will ensure coordination between antipoverty programs in each community in the State, and ensure, where appropriate, that the emergency energy crisis intervention programs under title XXVI (relating to low-income home energy assistance) are conducted in the community.

Central Coast Energy Services (CCES) administers the Housing Energy Assistance Program and Drought Water Assistance Program. Monterey County Community Action Partnership provides referrals to CCES for needs involving paying for water utility bills. The goal is to assist and ensure that the Monterey County low-income population takes full advantage of the energy and water assistance resources available.

MCCAP staff work closely with a number of programs that serve low-income people. Some of these agencies are partially funded by the Community Services Block Grant as well as other funds managed by the Department of Social Services.

7. Faith-Based Organizations, Charitable Groups, and Community Organization Partnerships

Describe how your agency will, to the maximum extent possible, coordinate programs with and form partnerships with other organizations serving low-income residents of the communities and members of the groups served by the State, including religious organizations, charitable groups, and community organizations.

Please select the various organizations that your agency forms partnerships to serve low-income residents in your service area, check all that apply:

- Local school districts
- Social Service Departments
- State agencies
- Colleges
- Faith-Based Organizations
- Community Based Organizations

- Local Utility Companies
- Charitable Organizations
- Homeless Programs
- Participant in County Taskforce
- Local Food Banks

MCCAP has formed networks with a number of community organizations that serve low-income people. Agency staff meets with local community funders and agencies to exchange information regarding services being provided. This information exchange leads to better leveraging of available funding for the services provided to the low-income population, and reduces duplication of services. Funders and agencies are also able to stay current on county population trends that may affect services needed. As a voting member of the Salinas Downtown Community Board, MCCAP will participate by providing oversight of the Chinatown Community Care Crew initiative. Students from the California State University Monterey Bay Service Learning Institute will participate in the development, creation and implementation of this initiative. This initiative has been funded by the Community Foundation of Monterey County which will focus on creating capacity for cleanliness, sanitation, safety and community transformation in the area. The program is designed to provide revitalization to the community and enhancement of services for the homeless population.

MCCAP and the Monterey County Department of Social Services continue to support and collaborate with the telephone referral system, 2-1-1. This service connects people with important community services and volunteer opportunities. It also provides callers with information about social services available in the county and provides referrals to these services for every day needs and during times of emergencies. Information and referral is a required component of all MCCAP providers. Since funding for MCCAP direct service providers can be limited, the coordination with other providers to meet service needs is critical. Specific priority needs not directly funded by MCCAP, but embedded in direct referral processes include physical health - which is provided by the Monterey County Health Department and local non-profit health clinics, services for seniors – which is the mission of our sister commission, the Area Agency on Aging, legal services – which is provided by regional legal aid provider, the California Rural Legal Assistance, Inc which is funded through the federal Legal Services Corporation.

8. Establishment of Procedures for Adequate Board Representation

Describe your agency's procedures for establishing adequate board representation under which a low-income individual, community organization, religious organization, or representative of low-income individuals that considers its organization, or low-income individuals, to be inadequately represented on the board (or other mechanism).

The Monterey County Community Action Commission has a culturally diverse tripartite composition with five (5) members representing one of three constituencies: public, private, and low-income sectors. The Monterey County Board of Supervisors may serve on the Commission or they may choose representatives to serve on their behalf. The representatives need not be public officials themselves so long as they are entitled to speak and act for the Supervisors whom they represent in connection with the Commission's business. Nominations of such representatives will be appointed by the Board of Supervisors.

Commissioners may recommend officials or members of business, industry, agricultural, religious, welfare, education, or other major organizations and interests in the community, as needed. Nominees will be solicited through recruitment efforts. Applicants are notified of the date, time, and place to appear before the Commission to discuss their personal interest and ability in contributing to the success of the Community Action Partnership. The recommended nominee is appointed by the Board of Supervisors.

In accordance with California Government Code, Chapter 9, Article 6, Section 12751(b), one third of the Commissioners represent the local low-income population. Within each of the five supervisorial districts, one (1) representative will be chosen in accordance with democratic selection procedures. Although representatives of the low-income residents need not themselves be poor, they must nevertheless be selected in a manner which ensures they truly represent persons of low-income. The election procedures are detailed in Commission Policies and Procedures. The elected representatives are confirmed by the Board of Supervisors.

9. Cost and Accounting Standards

Describe how your agency will ensure that cost and accounting standards of the Office of Management and Budget apply to a recipient of the funds.

MCCAP and Department of Social Services complies with the cost and accounting standards of the Office of Management and Budget.

10. Service Delivery System

- a. Provide a description of your agency's service delivery system, for services provided or coordinated with CSBG funds targeted to low-income individuals and families in communities within the State.

- b. Provide 2-3 examples of changes made by your agency to improve service delivery to enhance the impact for individuals, families, and communities with low-incomes based an in-depth analysis of performance data.

In addition to Community Services Block Grant Funds, MCCAP also administers Domestic Violence Trust Funds, Homeless Funds, and a portion of CalWORKs funds and County General Funds. These funds assist low-income and historically underserved families and individuals by providing an array of supportive services.

MCCAP does not provide direct services, but administers contracts with community agencies and other public agencies to provide this array of services that assist individuals and families to attain their self-sufficiency goals and/or provide safety-net services for those most in need. The goal of MCCAP is to create a comprehensive coordinated, service delivery system.

MCCAP takes a proactive stance to blend and leverage funding sources in order to maximize resources and avoid duplication of services.

11. Linkages

Describe how linkages will be developed to fill identified gaps in services, through the provision of information, referrals, case management, and follow-up consultations.

MCCAP is committed to developing and strengthening linkages to fill identified gaps in the services provided. For the last ten years, the agency has made information and referral/completion of forms a part of each subcontractor's scope of services. The agency continues to award competitive proposals through a Request for Proposals process which requires the provision of collaborative services to each Monterey County's four major regions. The resulting collaboratives consist of a network of agencies providing services to low-income people. The collaboratives have the ability to refer their customers to other agencies providing required needed services. The outcome is families and individuals receive all the services they require to improve their autonomy and self-sufficiency.

MCCAP does not provide direct services or direct case management and/or follow up consultation.

12. Funds Coordination

Describe how CSBG funds will be coordinated with other public and private resources.

MCCAP administers several funding sources to provide self-sufficiency and safety-net services. The agency staff works closely with other agencies to maximize resources and reduce duplication. The following are examples of coordination with other public and private resources:

- As a member of the Coalition of Homeless Services Providers (CHSP), MCCAP actively participates in the agency's planning activities. CHSP is comprised of 15 local community-based member agencies whose goal is to promote interagency coordination for the establishment and operation of a comprehensive system of housing and support services designed to increase self-sufficiency for homeless individuals and families. The Leadership Council is the planning body of the Continuum of Care for Homeless Services in the County. This committee is also in charge of the oversight and operational phases of the *Lead Me Home*, 10-Year Plan to End Homelessness in the County.
- MCCAP staff are members of the Monterey County Emergency Food and Shelter Board. This organization, under the auspices of the United Way of Monterey, reviews funding applications and allocates supplemental funding for providers of emergency food and shelter in the County.
- MCCAP staff and commissioners actively participate in the Continuum of Care 10-Year Plan operational phases to address Homelessness in Monterey and San Benito Counties.

MCCAP and the Department of Social Services continue to support and collaborate with the telephone referral system, 2-1-1. This service connects people with important community services and volunteer opportunities. It also provides callers with information about social services available in the county and provides referrals to these services for every day needs and in time of emergency.

13. Innovative Community and Neighborhood Initiatives (Including Fatherhood/Parental Responsibility)

Describe how your agency will use funds to support innovative community and neighborhood-based initiatives related to the purposes of this subtitle which may

include fatherhood and other initiatives with the goal of strengthening families and encouraging effective parenting.

Please select the community and neighborhood initiatives your agency will use to fulfill the purpose of this subtitle:

- Fatherhood Strengthening Classes
- Counseling
- Non-court-ordered parenting classes
- Co-parenting communication skills
- Classes assisting incarcerated or recently paroled men
- Job training and employment assistance

Narrative Response:

At the present time, MCCAP does not directly fund programs to encourage effective parenting, but our umbrella organization, the Monterey County Department of Social Services (MCDSS), works closely with the Child Support Services Department to encourage parental responsibility. Through MCDSS's Family Maintenance and Family Reunification units, case management plans often include parenting classes. These programs are available to low-income families in Monterey County, and are funded through various school districts and the Monterey County Department of Social Services, Family and Children's Services Branch.

STATE ASSURANCES

California State Law establishes assurances for the State and eligible entities. Provide narrative descriptions of how your agency is meeting each assurance.

[California Government Code 12747](#) (a): Community action plans shall provide for the contingency of reduced federal funding.

In the event of reduced federal funding, MCCAP will work with the Community Action Commission, the Monterey County Board of Supervisors, local funders and other stakeholders to review service priorities and funding options. Service funding will initially focus on the most critical priorities and service needs of the low-income population. Leveraging of funding and use of collaborative arrangements will be maximized to meet these priorities. MCCAP staff will meet with subcontractors to ascertain the impact of reduced funding, their ability to leverage other funding to meet service needs as much as possible, and to develop a coordinated effort to proceed and move forward.

The agency, through networking with local funders and public private non-profit organizations, assists agencies to leverage funds for identified services in the community. This includes providing information on other available funding and providing technical assistance to subcontracting agencies in the area of fund leveraging. The agency is actively identifying funding opportunities for

direct service agencies through the local, state, and national network system of resources.

[California Government Code § 12760](#): Community action agencies funded under this article shall coordinate their plans and activities with other eligible entities funded under Articles 7 (commencing with Section 12765) and 8 (commencing with Section 12770) that serve any part of their communities, so that funds are not used to duplicate particular services to the same beneficiaries and plans and policies affecting all grantees under this chapter are shaped, to the extent possible, so as to be equitable and beneficial to all community agencies and the populations they serve.

MCCAP is aware of services funded by other local and state funders. The agency uses this information to determine if service priorities identified through the needs assessment should be funded by the community action agency or by other agencies. During the needs assessment conducted in 2017, service priorities were identified which could be or are being provided by other agencies. The top service priorities for 2018 – 2019 include: services for youth, housing & utility support, food resources, child care services, health & wellbeing, violence prevention/intervention, transportation, budgeting & tax services, homeless services/emergency shelter, adult/parent education, and employment support services.

[California Government Code §12768](#): Migrant and Seasonal Farmworker (MSFW) entities funded by the department shall coordinate their plans and activities with other eligible entities funded by the department to avoid duplication of services and to maximize services for all eligible beneficiaries. If your agency is not an MSFW entity, please write “not applicable”.

Not applicable

INDIVIDUAL AND COMMUNITY ELIGIBILITY REQUIREMENTS

Describe how your agency verifies participant income eligibility:

- Pay Stubs
- Social Security Award Letters
- Bank Statements
- Tax Statements
- Zero-income Statements
- Unemployment Insurance Letters
- Qualification for other need-based program, describe

Free/reduced lunch program

- Other, describe:

MCCAP assures that all recipients of services under programs funded by the Community Services Block Grant have incomes at or below the official poverty guidelines, are recipients of TANF or SSI, or are

members of a group identified in the Community Action Plan as having a high incidence of poverty. Income eligibility is verified by the subcontractor using pay stubs, social security award letters, bank statements, tax statements, zero-income statements, unemployment insurance letters, and qualification of need based programs such as General Assistance, TANF, and SSI. The income of families and individuals receiving services is documented in the service case file by the subcontractor and this information is verified by the Community Action Agency annually during contractor site visits.

Income eligibility for general/short term services: For services with limited in-take procedures (where individual income verification is not possible or practical), describe how your agency generally verifies income eligibility for services? An example of these services is emergency food assistance.

For programs where individual income verification is not possible or practical, agencies such as the Food Bank for Monterey County, the recipients are asked to self-attest to their income which must fall under the current United States Department of Agriculture guidelines. Furthermore, these agencies have agreed to verify the incomes of a sample of food program recipients to track services being delivered to individuals who fall at or under the Federal Poverty Guidelines.

Community-targeted services: For services that provide a community-wide benefit (e.g. development of community assets/facilities; building partnerships with other organizations), describe how your agency ensures the services target low-income communities?

MCCAP's collaborative sub-contracting approach provides an array of services targeting the low-income population in the four Monterey County geographic regions. Service funding is based on poverty population statistics and services are based on the region's needs assessment results for that region, as well as on input from service providers and faith-based entities in the area. This collaborative work provides for better coordination of services and for a natural partnership between the agency and the non-profit service providers.

MONITORING AND EVALUATION

1. Methods for evaluating programs and services.

MCCAP will monitor and evaluate program and fiscal performance in accordance with the objectives in the 2018 – 2019 Community Action Plan by coordinating with each of the collaborative member agencies staff, the Community Action Commission, and the Department's fiscal branch to conduct annual site visits. The site visits to the subcontractors will provide visibility of how the agencies work together in each region to provide services to low-income people. These site visits are also a vehicle to showcase services to the Community Action Commissioners participating in each of the site visits.

MCCAP, the Community Action Commission and the accountant auditor conduct annual program and fiscal monitoring of the contracting agencies using a standardized county monitoring tool. After the site visit, a written report is sent to each agency with information about the site visit and any recommendations, suggestions and/or findings with a deadline to respond.

2. Frequency of evaluations conducted.

MCCAP staff meets consistently with all subcontracting agencies to provide updates and to encourage networking and collaboration. At these scheduled meetings, service agencies share information related to their service capacity. These meetings are also utilized to review and monitor agency's goals and program activities.

MCCAP incorporates program and fiscal reporting requirements in all subcontracts for services. Currently, subcontracting agencies providing services are required to collect and report data semi-annually using the National Performance Indicators (CSD 801 CAP) and the Client Characteristics report (CSD 295). This information is evaluated, aggregated, and submitted to the Department of Community Services and Development in a timely manner. MCCAP understands that the National Performance Indicators report is being phased out in the upcoming year and is prepared to modify methods to align with new instructions from state and national authorities.

3. Monitoring activities related to establishing and maintaining the integrity of the CSBG program.

MCCAP utilizes the Monterey County Contractor Monitoring Tool along with the on-site visit. Community Action staff use this tool while reviewing the agency to ensure standardized issues are evaluated and documentation is collected and/or verified to ensure mandated measures are appropriately met. These evaluation areas include; Contract Compliance and Program Administration, Scope of Service and Program Performance, and Budget and Fiscal Requirements which contains specific measures regarding financial reporting, budget control, allowable costs, internal controls, property management, accounting records, and program income.

DATA COLLECTION

Data collection process:

MCCAP collects data from each subcontracting agency that provides services as part of the Monterey County CAP Collaborative. Individual agencies may have different methods of data tracking and various systems in place to collect data, but each provider maintains a consistent process over the course of the recording period to ensure stable and reliable data is reported. MCCAP staff members conduct annual site visits to all subcontracting agencies and are able to review these data systems. The data collection is discussed during the annual review process to ensure quality and reliable information is captured about the services provided. MCCAP requests subcontracting agencies to provide data on all services as they reliably capture data. This request allows MCCAP to show the greater reach of services that CSBG funds allows due to leveraging and collaboration.

Data reporting process:

MCCAP staff members meet with representatives of the subcontracting agencies at the start of each new contact to discuss projections and service goals for the upcoming contract year. Each agency provides start of year projections, mid-year progress reports, and end of year totals to MCCAP. Each contractor uses the standardized National Performance Indicators form (CSD 801 CAP) to input their data. In this standardized format, MCCAP staff is able to easily total the collective data to reach a

county-wide figure. Since MCCAP operates on a fairly small level, this data reporting work is able to be completed manually. A manual approach also allows for human critical thinking which can quickly identify errors and notice minute discrepancies in the data collection. MCCAP staff members can then speak with the subcontracting agency directly to solve the issues quickly and reliably. MCCAP understands that the National Performance Indicators report is being phased out in the upcoming year and is prepared to modify methods to align with new instructions from state and national authorities.

How data is used, analyzed and acted on to improve agency programs and services:

MCCAP uses program data in many ways to drive service and evaluate programs. The projection data from the National Performance Indicators report collected from subcontracting agencies at the start of each contract acts as a benchmark for providers to reach in terms of service delivery and capacity. Each of the reporting periods following the projection, mid-year and final, are used to gauge success in the service provision plan.

Even before the National Performance Indicators report is begun, MCCAP uses data collected through the bi-annual Community Needs Assessment process to identify top priority community needs. These consumer identified service priorities are promoted and sought after when MCCAP begins the “Request for Proposal” process. Potential subcontractors are evaluated based on their ability to provide a service that incorporates a top priority. Identifying community priorities through this method ensures that programs and services provided through CSBG funds are always in line with the current needs suggested by the community.

CSBG/NATIONAL PERFORMANCE INDICATORS (NPI) CAP PROJECTIONS

The Office of Community Services (OCS) published [CSBG IM #152 Annual Report](#) on January 19, 2017. The CSBG Annual Report replaces the current CSBG IS and includes an updated set of CSBG outcome measures that will replace the current NPI structure. CSBG Eligible Entities will begin data collection with the new structure beginning October 2017. As more information is gathered CSD will ask agencies to complete their projections in accordance with the new outcome reporting structure.

APPENDICES

Appendix A: Community Action Commission Roster

Appendix B: Public Hearing Announcement

Appendix C: Proof of Public Notices for Public Hearing

Appendix D: Public Hearing Agenda

Appendix E: Public Hearing Attendance Sheet

Appendix F: Public Hearing Speaker Sign-up Sheet

Appendix G: Public Hearing Testimony Summary

Appendix H: Written Testimony Form (blank)

Appendix I: Community Needs Assessment Survey (blank)

Appendix J: Community Needs Assessment Data

Appendix A:
Community Action Commission Roster

MONTEREY COUNTY COMMUNITY ACTION COMMISSION ROSTER

DISTRICT #1, LUIS ALEJO, 168 W. ALISAL ST., 2ND FLOOR, SALINAS, CA 93901 755-5011

* VACANT (7-2016)
BERNA MAYA

**MARIA THERESA RODRIGUEZ (7-2018)
412 Soledad St., #3
Salinas, CA 93901
CELL: (831) 737-0110
mtarodri@gmail.com

***^ROBERTO GARCIA (7-2018)
P. O. Box 6368
Salinas CA 93912
CELL: (831) 595-3916
califaoso@aol.com

DISTRICT #2, JOHN PHILLIPS P.O. BOX 787, 11140 SPEEGLE ST., CASTROVILLE, CA 95012 755-5022

*^RONALD HOLDER (7-2019)
1153 Wellington Court
Salinas, CA 93906
HOME: (831) 442-3570
Ronaldholder34@gmail.com

**CECILIA CORREA (7-2019)
11559 California Street
Castroville, CA 95012
HOME: (831) 633-2491
WORK: (831) 761-3973
CELL: (831) 206-3873
ccorreawc@gmail.com

*** EVERETT SIVILS (7-2017)
CHAIR
9 Sutro Circle
Salinas, CA 93907
CELL: (831) 905-6526
esivils.communityaction.d2@gmail.com

DISTRICT #3, SIMON SALINAS 168 W. ALISAL ST., 3RD FLOOR, SALINAS, CA 93901 755-5033

*ANA VARGAS (7-2019)
50870 Pine Canyon
King City, CA 93930
HOME: (831) 385-3407
CELL: (831) 525-1094
anavargas30@yahoo.com

**VACANT (1-2017)
TONY ACOSTA

***^EMMA BOJORQUEZ (7-2018)
Home: 265 Palo Verde Street
Greenfield, CA 93927
Mail: PO Box 96
Greenfield, CA 93927
HOME: (831) 674-3678
CELL: (831) 261-7271
Emma.bojorquez1@att.net

DISTRICT #4, JANE PARKER 2616 FIRST AVENUE, MARINA, CA 93933 755-5044 or 883-7570

*NICOLE WILLIAMS (7-2017)
671 Ambrose Drive
Salinas, CA 93901
CELL: (831) 269-9153
nwilliams.ucd@gmail.com

**^LEVONNE STONE (7-2019)
P. O. Box 361
Marina, CA 93933
WORK: (831) 582-0803
CELL: (831) 277-5241
dstonenewlife@att.net
ejustice@mbay.net

***JIM KRAMER (7-2017)
333 Carentan Road
Seaside CA 93955
CELL: (831) 383-6174
Jimtp711@yahoo.com

DISTRICT #5, MARY ADAMS 1200 AGUAJITO RD, STE. 1, MONTEREY, CA 93940, 755-5055 or 647-7755

*FERNANDO ELIZONDO (7-2018)
19635 Redding Avenue
Salinas, CA 93908
HOME: (831) 455-8532
CELL: (831) 320-3201
ees.inc@gmail.com

**LINDA COYNE (7-2017)
27770 Mesa del Toro Road
Salinas, CA 93908
CELL: (831) 594-0680
lacoyne@gmail.com

***^ANGEL RIVERA (7-2017)
VICE-CHAIR
1179 Roosevelt Street
Monterey, CA 93940
CELL: (831) 402-7549
vistarocky@aol.com

OFFICE STAFF

Margarita Zarraga, Community Affiliation Manager
Lauren Miller, Management Analyst
Glorietta Rowland, Management Analyst
Arlene Boyd, Administrative Support

E-MAIL ADDRESS

zarragam@co.monterey.ca.us
millerl@co.monterey.ca.us
rowlandg@co.monterey.ca.us
boydap@co.monterey.ca.us

ADDRESS/TELEPHONE

1000 S. Main St., Ste. 301
Salinas, CA 93901
(831) 755-4430

- *Group A - Representative of the low-income (elected)
- **Group B - Representative of the public sector
- ***Group C - Representative of the private sector
- ^ Executive Committee/Allocations Committee Member

EXECUTIVE COMMITTEE/ALLOCATIONS COMMITTEE

Creates the agenda for Commission meetings and reviews items submitted to the Commission for action; acts on emergency issues when necessary. Reports actions and makes recommendations to the CAC.

NOTE: The Chair of the Commission is an ex-officio member of all committees.

Appendix B:
Public Hearing Announcement

MONTEREY COUNTY COMMUNITY ACTION

Thursday, January 12, 2017 6:00 pm - 8:00 pm
Vineyard Church of Salinas 1122 Alisal Street Salinas, CA 93905
For more information, call MCCAP: (831) 796-1553

Traducción en
Español
disponible

The Monterey County Community Action Partnership (MCCAP) needs your help to determine service priorities for 2018-2019. Let us know about gaps in services, local projects/programs that need support, and the general needs for the low-income population in our community.

COMMUNITY NEEDS ASSESSMENT & PUBLIC HEARING



MONTEREY COUNTY COMMUNITY ACTION

Jueves, 12 de Enero del 2017 6:00 pm - 8:00 pm
Vineyard Church of Salinas 1122 Alisal Street Salinas, CA 93905
Para mas información llame a MCCAP: (831) 796-1553

Traducción en
Español
disponible

MCCAP necesita su ayuda para determinar las prioridades de servicios en 2018-2019.

Diganos cuales son las necesidades y servicios en su comunidad.



EVALUACION DE LAS NECESIDADES DE LA COMUNIDAD Y AUDIENCIA PÚBLICA

Appendix C:
Proof of Public Notices for Public Hearing

EL TIANGUIS

La revista de más alcance en la costa central

JAN. 06, 2017 • Vol.14 • No. 350
info@etianguis.com • www.etianguis.com
Para publicidad llamar: (831) 770-1290



SANTA CRUZ, WATSONVILLE, SALINAS
ABOGADOS DE ACCIDENTES

PODER LEGAL
24 HORAS
7 DIAS
CONSULTA
GRATIS
VER PAGINA #9

"No deje que la seguridad lo en gañe"
WWW.THESWANSONLAWGROUP.COM
1782 TECHNOLOGY DR #208 • SAN JOSE CA 95119
1-800-977-0150
SOLEDAD, GREENFIELD, KING CITY

03-08 GM CLUSTER REPAIRS
Call (831) 905-5168 Victor Amezcua



SEGURO DE AUTO

•Licencia de otro estado •Aseguramos con su ID •SR22 lo que requiere el DMV

Servicio de DMV Mismo dia

OFICINA **DMV Service Same Day** CELULAR
(831) 771-2500 • (831) 214-2061



MONTEREY COUNTY COMMUNITY ACTION

Traducción en
Español
disponible

Jueves, 12 de Enero del 2017 6:00 pm - 8:00 pm
Vineyard Church of Salinas 1122 Alisal Street Salinas, CA 93905
Para mas información llame a MCCAP: (831) 796-1553

MCCAP necesita su ayuda para determinar las prioridades de servicios en 2018-2019.

Diganos cuales son las necesidades y servicios en su comunidad.



**EVALUACION DE LAS NECESIDADES DE LA
COMUNIDAD Y AUDIENCIA PÚBLICA**

Community calendar

The Salinas Californian invites you to list your organization's events free-of-charge using our new Eventful software program. Eventful is a national program with thousands of clients so your event could well be picked up in numerous publications and calendars.

Simply visit www.thecalifornian.com. Look for "Calendars" in the column at the left. Click on "Calendars." That will take you to the Eventful site. On the second line toward the right, you will see "+Add Your Event." Click on that. You must register if this is your first time to enter an event. Once you are in the system, you will merely have to log in to enter your event. Make sure that you complete all the important fields: who, what, when, where, how much and perhaps even why! There is plenty of space for your to describe your event, list performers, contributors and sponsors.

Eventful will also allow you to upload a photograph. These photos will be used to help advertise your concert, lecture, meeting or event. You must own the photographs you use and they need to be of high resolution. Please do not upload pdf files of your brochures.

You can also add multiple events in one session. An automatic security code is generated at the bottom of each event. By your typing these six letters, you are telling the system that you are an actual person entering content.

Beginning in January, staff from the The Salinas Californian will conduct free sessions on how to list your events in our calendars. If interested, send a message to jtruskot@thecalifornian.com and place "Eventful" in the subject field.

Saturday

8 Tens @ 8 Short Play Festival 8 p.m., Actors Theater, 1001 Center St., Santa Cruz. \$22-\$40. www.jeweltheatre.net/

Center for Photographic Art Exhibition "She Loves Me, She Loves Me Not" RC 4-7 p.m., Center for Photographic Art, Ninth Ave. and San Carlos St., Carmel. www.photography.org

Coffee with a Cop 9 a.m.-noon, Carmel Valley Roasting Company, 880 Broadway Ave., Seaside.

DJ Beetle 9 p.m., LA CASA SORRENTO, 393 Salinas St., Salinas. www.casasorrento.com/

International School of Monterey annual open house 9:30-11:30 a.m., International School

Pest and Disease Screening 1:30 p.m., McShane's Nursery and Landscape Supply, 115 Highway 68, Salinas.

SongFest Winter Intensive: Vienna in the Valley Hidden Valley Music Seminars, 104 West Carmel Valley Road, Carmel Valley.

Teen Closet - Sunrise House Prevention 6 a.m.-11:30 p.m., Salinas Community Center, Santa Lucia Room, Salinas.

Terry Strickland 9 p.m., Captain Cooper's Pub, 653 Cannery Row, Monterey. www.cooperspubmonterey.com

The Most Rev. Michael Curry, Episcopal Church Presiding Bishop 9:30 a.m.-3 p.m., Salinas Valley Lodge, 808 north main St., Salinas. Bring your own lunch, drinks for sale. No reservations required.

VBAC Facts Talk, Panel and Birth Fair 1:30-4 p.m., Marina Public Library, 190 Seaside Circle, Marina. Free for parents, professionals \$40-\$60. Register in advance. www.co.monterey.ca.us/library/#

Wharf Walks - Walking Tours of Monterey's Old Fisherman's Wharf 10 a.m.-noon, Old Fisherman's Wharf, 39 Fisherman's Wharf, Monterey. \$15 age 10-15, \$20 others.

Sunday

Everyone's Harvest Certified Farmers' Market 10 a.m., Marina Farmers' Market, 215 Reservation Road, Marina.

Monday

Alzheimer's Association - Spanish-language Caregiver Support Group 5:30 p.m., Life Foundation Building, Room #302, 1000 South Main St., Salinas. No charge

Barbara Dane with Tammy Hall 7 p.m., Kuumbwa Jazz Center, 320 Cedar St., Santa Cruz. \$25-\$30. 831-427-2227. kuumbwajazz.org/club-kuumbwa

Ed Ricketts, the Man and the Influence, a lecture and lunch with William Ricketts noon-2 p.m., Lalla Oceanside Grill, 654 Cannery Row, Monterey. \$35 per person. Admission is complimentary for 1849 Society Members and guests. Tickets can be purchased online at www.mofriends.com. in person at the Library Help

Ragsdale Drive, Monterey. Board room, first floor.

Pizza, Pasta and Professionals: Lecture, Dinner and Networking 5:30-6:30 p.m., Cibo Ristorante Italiano, 301 Alvarado St., Monterey. Free lecture with no-host dinner and further Q&A after. RSVP appreciated: Wendy Brickman 831-594-1500, brickman@brickmanmarketing.com. www.ci-bo.com/

Tuesday

King City Council 6 p.m., King City Hall, 212 S Vanderhurst Ave., King City.

Wednesday

Alzheimer's Association - Pacific Grove Caregiver Group 1:30-3 p.m., Sally Griffin Center, 700 Jewell Ave., Pacific Grove.

Alzheimer's Association - Pacific Grove Caregiver Support Group 1:30 p.m., Sally Griffin Senior Center, 700 Jewell Ave., Pacific Grove.

AMBAG Board, Executive/Finance Committee 5 p.m., Marina Public Library, 190 Seaside Circle, Marina.

Double Nickels luncheon for those 55 and Up noon-1:30 p.m., Church of the Good Shepherd, 301 Corral de Tierra Road, Salinas. Suggested donation \$5, but not required. More information, 831-484-2153 Sponsored by Church of the Good Shepherd & Episcopal Senior Communities. goodshepherdcorral.org/

Ladies Afternoon Tea 1:30-3 p.m., Scholze Park Center, 280 Dickman Ave., Monterey.

League of Women Voters of Monterey County general member meeting noon-1:30 p.m., Unitarian Universalist Church of the Monterey Peninsula, 490 Aguajito Road, Carmel. Lunch \$17 at noon; presentation free at 12:30 p.m. RSVP by Jan. 7: Lorita Fisher GLFisher@redshift.com or 831-375-8301. Presentation questions: George Riley at georgetriley@gmail.com. uucmp.org/

Monterey County Board of Supervisors and Department Heads Retreat 9 a.m., Monterey County Agricultural Commissioner, 1428 Abbott St., Salinas.

Parkinson's support group 11 a.m., Lutheran Church of the Good Shepherd, 580 Larkin St., Salinas. 11 a.m. Dance through Parkinson welcomes

"Fame the Musical" 8 p.m., Sunset Center, San Carlos St. and Ninth Ave., Carmel. \$49-\$69. Tickets: 831-620-2048. www.sunsetcenter.org/

Greenfield Fire Services public workshop 7 p.m., Greenfield Fire Station, 380 Oak Ave., Greenfield.

Live and Local: John Hanrahan Quartet 7 p.m., Kuumbwa Jazz Center, 320 Cedar St., Santa Cruz. \$15-\$20 kuumbwajazz.org/club-kuumbwa

Monterey Peninsula Republican Women Federated Luncheon 11:30 a.m., Rancho Canada, 4860 Carmel Valley Road, Carmel. \$25 members, \$28 others. RSVP by Jan. 9 to Sylvia 831-484-1104 or Cindy.mcrp.cin@gmail.com www.ranchoCanada.com/

Public hearing on service needs for the low-income population 6-8 p.m., Vineyard Church of Salinas, 1122 E. Alisal St., Salinas.

Sanctuary Steward Volunteer Program training 5:30-9 p.m., Save Our Shores, 345 Lake Ave., Suite A, Santa Cruz. RSVP to Matt Miller, Matt@saveourshores.org.

Watercolor classes 7 p.m., Pacific Grove Art Center, 568 Lighthouse Ave., Pacific Grove. \$160 for eight classes www.pgartcenter.org/

Friday

32nd Annual All-Star High School Football Game 7 p.m., Rabobank Stadium, 1034 N. Main St., Salinas. \$6-\$11, all youth players wearing their youth football team jersey free. Parking \$5.

Curtis Institute of Music in Philadelphia on Tour 8 p.m., Sunset Center, San Carlos St. and Ninth Ave., Carmel. \$10-\$50. www.sunsetcenter.org/

Dine Out Seniors 11:30 a.m., Mountain Mike's Pizza, 266 Reservation Road, Marina.

DJ Willmattic 9 p.m., LA CASA SORRENTO, 393 Salinas St., Salinas. www.casasorrento.com/

'Infinite Jest' artists' reception 5-7 p.m., Carl Cherry Center for the Arts, Fourth and Guadalupe, Carmel. Free and open to the public. 831-624-7491. info@carlcherrycenter.org.

Joe Dolister, David Morwood and friends 7 p.m., Hyatt Regency Monterey, Fireplace Lounge, 1 Old Golf Course Road, Monterey.

Monterey Symphony Chamber Concert: Curtis

KSBW Community Calendar

January

Updated: 1:50 PM PST Jan 6, 2017



MONTEREY COUNTY HEARING FOR LOW INCOME POPULATION NEEDS

The Monterey County Department of Social Services Community Action Partnership is conducting a Public Hearing on Thursday, January 12th from 6-8PM. The purpose of the Public Hearing is to gather information from the public regarding service needs for the low-income population in Monterey County.

The Community Action Partnership provides funding in support of services to the low-income population. This Public Hearing will allow members of the community to give input regarding service needs that will influence the agency's service-funding decisions.

The Public Hearing will be at Vineyard Church of Salinas on East Alisal Street in Salinas and will be conducted in both English and Spanish.


For more information, please call Teresa Pureco at (831) 796-1553 or via email at purecoTM@co.monterey.ca.us

Carmel tries to block legal pot. 14



NEWS Another battleground over nightlife develops on Cannery Row. 12

MONTEREY COUNTY WEEKLY



Getting Personal

OBAMA'S EXIT INTERVIEW TOUCHES ON INTERNET DRAMA, ABRAHAM LINCOLN AND HIS CURSING HABIT. 22

By Doris Kearns Goodwin

JANUARY 12-18, 2017

WWW.MONTEREYCOUNTYWEEKLY.COM

PUBLIC CITIZEN

Ongoing

AMPING COMMUNITY

Countywide—Amp Media, the nonprofit community media organization that serves Monterey County, keeps residents plugged into local government as well as offering original programming on cable and online. Fill out a 10-minute survey so Amp Media can better serve its stakeholders.

Feb. 15 survey deadline. www.ampmedia.org/survey.

HOMELESS CENSUS

Countywide—Every two years, the Coalition of Homeless Service Providers conducts a 24-hour point-in-time survey of the area's homeless population. An accurate count is needed to provide better services as well as to secure federal funding. CHSP is accepting applications from volunteers to assist in conducting the Jan. 25 survey from 5:30-10am, in Salinas and on the Monterey Peninsula.

Coalition of Homeless Service Providers office, 220 12th St. Marina. 883-3080, chspmontry4@aol.com, www.chspmontereycounty.org.

Thursday 1.12

LOW-INCOME NEEDS

Salinas—The Monterey County Department of Social Services Community Action Partnership holds a public hearing to allow low-income members of the community to express their concerns and give input on how to address their needs.

6-8pm. Vineyard Church of Salinas, 122 E. Alisal St. Free. 755-8492, zarragam@co.monterey.ca.us.

Saturday 1.14

GARDEN BUILDING

Seaside—Educators in Monterey County might find building a garden is



- [Home](#)
- [About Us](#) →
- [Our Services](#) →
- [Office Locations](#)
- [Careers](#)
- [Reports](#)
- [Commissions & Councils](#) →
- [Links](#)
- [Press Room](#) →

Search this site:

Quick Reference

For Benefits Such as:
CalWORKs, CalFresh &
Medi-Cal

NEWS

**PUBLIC HEARING
SERVICE NEEDS FOR THE LOW-INCOME POPULATION**

The Monterey County Department of Social Services Community Action Partnership is conducting a Public Hearing. The purpose of the Public Hearing is to gather information from the public regarding service needs for the low-income population in Monterey County.

The Community Action Partnership provides funding in support of services to the low-income population.

This Public Hearing will allow members of the community to give input regarding service needs that will influence the agency's service-funding decisions.

The Public Hearing will take place on **Thursday, January 12, 2017, 6:00 – 8:00 PM at Vineyard Church of Salinas, 1122 E. Alisal St., Salinas, CA 93905.**

This meeting will be conducted in English and Spanish. For more information please call **Teresa Pureco at (831) 796-1553 or via email at purecoTM@co.monterey.ca.us**

If you are unable to attend the public hearing and would like to provide written testimony, please contact Margarita Zarraga at 831-755-8492 or by email at: zarragam@co.monterey.ca.us

[Click here to see flyer.](#)

INTERESTED IN A CAREER IN SOCIAL SERVICES?

We are looking for people who genuinely care about our community and its members. Careers with the Department of Social Services gives you the opportunity to:

- Provide essential resources to low-income families such as health insurance, nutrition, and temporary financial assistance.
- Protect children and vulnerable adults through child protective services and adult protective services
- Assist community members with building skills for employment



EVENT CALENDAR

JANUARY - 2017

S	M	T	W	T	F	S
1	2	3	4	5	6	7
8	9	10	11	12	13	14
15	16	17	18	19	20	21
22	23	24	25	26	27	28
29	30	31				

Thursday, January 12, 6:00pm
Public Hearing - Community Action Commission: 1122 E. Alisal St. Salinas

Monday, January 23, 4:00pm
Community Action Commission: 1000 S. Main St. Suite 110

Resource Directories

- Monterey County United Way 211
- Aging & Disability Services Resource Guide
- Red de Servicios para Personas de la Tercera Edad y Discapacitadas
- Homeless Services Resource Guide
- Resource Guide Growing Older

<http://mcdss.co.monterey.ca.us/index.asp>

01/10/2017

Appendix D:
Public Hearing Agenda



MONTEREY COUNTY COMMUNITY ACTION PARTNERSHIP

Public Hearing & Needs Assessment

The Vineyard Church of Salinas

Thursday, January 12, 2017, 6:00 – 8:00 p.m.

PUBLIC HEARING AGENDA/OUTLINE

6:00 p.m. Welcoming Remarks

Ramon Verdin and Debi Askew, Coordinators of Hope Station Food Program

- Community host welcoming statement

Everett Sivils, Monterey County Community Action Commission Chair

- Commission welcoming statement

6:15 p.m. Community Action and Public Hearing Background

Lauren Miller, Community Action Partnership, Staff

- Event purpose and background information

Margarita Zarraga, Community Action Partnership, Program Manager

- Hearing rules and process

6:20 p.m. Begin Public Hearing (English & Spanish), Moderated by Margarita Zarraga

- If you would like to speak, please place your name on the speaker list
- Speakers will be called in order from the speaker list
- Speakers have 3 minutes to provide their testimony
- You may place your name on the list again if you would like to share additional testimony
- All testimony will close after 60 minutes

7:20 p.m. Survey & Refreshments

- Refreshments are provided in the Foyer
- Short surveys will be conducted simultaneously

8:00 p.m. Close

- Thank you!
- For more information, visit the CAP website
<http://mcdss.co.monterey.ca.us/cap/>

Appendix E:
Public Hearing Attendance Sheet

**Community Action Partnership
Public Hearing
The Vineyard Church – Salinas
January 12, 2017**



Name/Nombre	Address/Domicilio	Photo Consent/ Consentimiento Para Uso de Fotos	
Daniel Muldoon	249 Littleness Ave Monterey, CA	<input checked="" type="checkbox"/> Yes/Si	<input type="checkbox"/> No/No
Monique Jimenez	201-A John St. Salinas CA	<input checked="" type="checkbox"/> Yes/Si	<input type="checkbox"/> No/No
Jolyanna Pacheco	405 Tyler Pl E Salinas CA	<input checked="" type="checkbox"/> Yes/Si	<input type="checkbox"/> No/No
Natalie Struiger	17500 Reginaldo ST. Unit 423 Marina, CA	<input type="checkbox"/> Yes/Si	<input type="checkbox"/> No/No
Christine Ace	17438 Avenida Los Altos Salinas	<input checked="" type="checkbox"/> Yes/Si	<input type="checkbox"/> No/No
Tyler Ace	"	<input checked="" type="checkbox"/> Yes/Si	<input type="checkbox"/> No/No
Maurica Murrp	2075 Highland St 93955	<input checked="" type="checkbox"/> Yes/Si	<input type="checkbox"/> No/No
Charles Chambers	- Salinas CA	<input checked="" type="checkbox"/> Yes/Si	<input type="checkbox"/> No/No
Elsa Ramirez Brisson	341 E Laurel dr. Sal. CA 93906	<input checked="" type="checkbox"/> Yes/Si	<input type="checkbox"/> No/No
Kinda Nieves	Community Homeless Solutions	<input checked="" type="checkbox"/> Yes/Si	<input type="checkbox"/> No/No
VICTORIA HUI	MARINA	<input type="checkbox"/> Yes/Si	<input checked="" type="checkbox"/> No/No
FRANCISCO PRADO -	2311 MAID ST SALINAS-CA -	<input checked="" type="checkbox"/> Yes/Si	<input type="checkbox"/> No/No
(14) Estevan Rojas	221 8th street Greenfield CA 93927	<input type="checkbox"/> Yes/Si	<input type="checkbox"/> No/No
Glorietta Rowland	1000 S. Main St Salinas	<input checked="" type="checkbox"/> Yes/Si	<input type="checkbox"/> No/No

**Community Action Partnership
Public Hearing
The Vineyard Church – Salinas
January 12, 2017**



Name/Nombre	Address/Domicilio	Photo Consent/ Consentimiento Para Uso de Fotos
JIM KRAMER	SEASIDE 93955	<input checked="" type="checkbox"/> Yes/Si <input type="checkbox"/> No/No
AMBERLY JERGENSON	WATSONVILLE 95076	<input checked="" type="checkbox"/> Yes/Si <input type="checkbox"/> No/No
CAMERON MORGAN	WATSONVILLE 95076	<input checked="" type="checkbox"/> Yes/Si <input type="checkbox"/> No/No
PEARL SANCHEZ	Turning Point of Central Ca	<input checked="" type="checkbox"/> Yes/Si <input type="checkbox"/> No/No
MARTIN FANLA	Turning Point of Central Ca	<input checked="" type="checkbox"/> Yes/Si <input type="checkbox"/> No/No
Bonnie Jellison	Rancho Cillo youth Campus	<input checked="" type="checkbox"/> Yes/Si <input type="checkbox"/> No/No
Graulano Alvarez	Salinas	<input type="checkbox"/> Yes/Si <input type="checkbox"/> No/No
Cathie Montero	Food Bank for Monterey County	<input checked="" type="checkbox"/> Yes/Si <input type="checkbox"/> No/No
Gina Marin	Salinas 93901- Sun Street Centers.	<input checked="" type="checkbox"/> Yes/Si <input type="checkbox"/> No/No
Reyna Alcalá	Salinas 93905- Sun Street Centers	<input checked="" type="checkbox"/> Yes/Si <input type="checkbox"/> No/No
Jonathan Mejia	Salinas 93901- SSC	<input checked="" type="checkbox"/> Yes/Si <input type="checkbox"/> No/No
MARIA MOZQUEDA	SALINAS 93901- SSC	<input checked="" type="checkbox"/> Yes/Si <input type="checkbox"/> No/No
Miguel Ramirez	Salinas 93901- SSC	<input checked="" type="checkbox"/> Yes/Si <input type="checkbox"/> No/No
(14) Ronald Holder	1153 Wellington Ct 93906	<input checked="" type="checkbox"/> Yes/Si <input type="checkbox"/> No/No

**Community Action Partnership
Public Hearing
The Vineyard Church – Salinas
January 12, 2017**



Name/Nombre	Address/Domicilio	Photo Consent/ Consentimiento Para Uso de Fotos	
Armando Sanchez	43 Soledad St. Salinas CA 93901	<input checked="" type="checkbox"/> Yes/Si	<input type="checkbox"/> No/No
Joseph Villalobos	43 Soledad St, Salinas	<input checked="" type="checkbox"/> Yes/Si	<input type="checkbox"/> No/No
REGINA WILLIAMS	30 SOLEDAD ST., SALINAS CA 93901	<input checked="" type="checkbox"/> Yes/Si	<input type="checkbox"/> No/No
Charlotte A. Pontillas	768 Galindo St Salinas Co, 93905	<input checked="" type="checkbox"/> Yes/Si	<input type="checkbox"/> No/No
Jill Auen	PO Box 2027, SALINAS 93902	<input checked="" type="checkbox"/> Yes/Si	<input type="checkbox"/> No/No
Patty Merritt	730 Pino Salinas	<input checked="" type="checkbox"/> Yes/Si	<input type="checkbox"/> No/No
Bobby Merritt	730 Pino Way Salinas 93905	<input checked="" type="checkbox"/> Yes/Si	<input type="checkbox"/> No/No
Shawn Stone	1178 Broadway Ave. Seaside CA 93955	<input checked="" type="checkbox"/> Yes/Si	<input type="checkbox"/> No/No
Francisco Javier Estrada	376 Bush Street, Salinas 93907	<input checked="" type="checkbox"/> Yes/Si	<input type="checkbox"/> No/No
Shawniece Johnson	323 Front St. Salinas, CA 93901	<input checked="" type="checkbox"/> Yes/Si	<input type="checkbox"/> No/No
Kanille Brown	1620 San Lucas St	<input type="checkbox"/> Yes/Si	<input checked="" type="checkbox"/> No/No
Wesley Smaker	1114 Parkside St B-218	<input checked="" type="checkbox"/> Yes/Si	<input type="checkbox"/> No/No
Luis Santos	719 Kilbreth Ave	<input checked="" type="checkbox"/> Yes/Si	<input type="checkbox"/> No/No
(14) Enequina Garcia	719 Kilbreth Ave	<input checked="" type="checkbox"/> Yes/Si	<input type="checkbox"/> No/No

**Community Action Partnership
Public Hearing
The Vineyard Church – Salinas
January 12, 2017**



Name/Nombre	Address/Domicilio	Photo Consent/ Consentimiento Para Uso de Fotos
Leland Irvine	416 Regency Cir # C Salinas CA 93906	<input checked="" type="checkbox"/> Yes/Si <input type="checkbox"/> No/No
(Debi Askew	39 Martines Rd Salinas 93907	<input checked="" type="checkbox"/> Yes/Si <input type="checkbox"/> No/No
Ed Gonzales	P.O. Box 5409 Salinas CA 93905	<input checked="" type="checkbox"/> Yes/Si <input type="checkbox"/> No/No
Dru Martinez	P.O. Box 5409 Salinas CA 93905	<input checked="" type="checkbox"/> Yes/Si <input type="checkbox"/> No/No
Ramon Verdin	39 MARTINES RD Sal 93907	<input checked="" type="checkbox"/> Yes/Si <input type="checkbox"/> No/No
SUSAN GUZMAN	201 JOHN ST, SALINAS CA 93906	<input checked="" type="checkbox"/> Yes/Si <input type="checkbox"/> No/No
Jose Garcia	961 Acosta Plaza, Salinas CA	<input checked="" type="checkbox"/> Yes/Si <input type="checkbox"/> No/No
Iysis Lopez	2290 N. Main St. APT. 102 Salinas, CA 93906	<input checked="" type="checkbox"/> Yes/Si <input type="checkbox"/> No/No
Bernice Carrillo	19 Upper Ragdale Suite 700, Monterey	<input type="checkbox"/> Yes/Si <input checked="" type="checkbox"/> No/No
Jordan Azevedo	114 Harvest St. Salinas 93901	<input checked="" type="checkbox"/> Yes/Si <input type="checkbox"/> No/No
Maria Octavo	Salinas CA 93905	<input checked="" type="checkbox"/> Yes/Si <input type="checkbox"/> No/No
Lizbeth Mondragon	Salinas CA 93905	<input checked="" type="checkbox"/> Yes/Si <input type="checkbox"/> No/No
Javier Montoya	Salinas CA 93906	<input checked="" type="checkbox"/> Yes/Si <input type="checkbox"/> No/No
(14) Anthony Tarazon	Salinas CA 93901	<input checked="" type="checkbox"/> Yes/Si <input type="checkbox"/> No/No

**Community Action Partnership
Public Hearing
The Vineyard Church – Salinas
January 12, 2017**



Name/Nombre	Address/Domicilio	Photo Consent/ Consentimiento Para Uso de Fotos
Esther Prado	93906 Salinas	<input checked="" type="checkbox"/> Yes/Si <input type="checkbox"/> No/No
Angelo Berrario	93901 SALINAS 927 Snow St Salinas	<input checked="" type="checkbox"/> Yes/Si <input type="checkbox"/> No/No
Daniel Alcocer	Elbow St 93905	<input checked="" type="checkbox"/> Yes/Si <input type="checkbox"/> No/No
Janelle Jones	5 Ascot ct 93955	<input checked="" type="checkbox"/> Yes/Si <input type="checkbox"/> No/No
Paris Charles	Seaside CA 93955	<input checked="" type="checkbox"/> Yes/Si <input type="checkbox"/> No/No
Regina Mason	PO Box 752, Seaside 93955	<input checked="" type="checkbox"/> Yes/Si <input type="checkbox"/> No/No
Melissa Kendrick	Carmel, CA 93923	<input checked="" type="checkbox"/> Yes/Si <input type="checkbox"/> No/No
Rosalyn Charles	P.O. Box 327, Seaside	<input checked="" type="checkbox"/> Yes/Si <input type="checkbox"/> No/No
GARCIA, ROBERTO	PO Box 6368, Salinas 93912	<input checked="" type="checkbox"/> Yes/Si <input type="checkbox"/> No/No
Oralia Villanueva	1125 Jean avenue Salinas CA	<input checked="" type="checkbox"/> Yes/Si <input type="checkbox"/> No/No
Arlene Boyd	1000 S. Main St. Sal	<input checked="" type="checkbox"/> Yes/Si <input type="checkbox"/> No/No
Jagrody Tyler	P.O. Box 42 Monterey, CA 93955	<input checked="" type="checkbox"/> Yes/Si <input type="checkbox"/> No/No
Judy Burritt	11261 Crane St. Castroville CA	<input checked="" type="checkbox"/> Yes/Si <input type="checkbox"/> No/No
Natalia Gonzalez	57 Miller Rd Watsonville CA 95076	<input type="checkbox"/> Yes/Si <input checked="" type="checkbox"/> No/No

+13 on back

Total = 27

Maria Martinez	131 Landis Ave Apt L Freedom, CA 95019	NO
Angela Martinez	131 Landis Ave Apt L Freedom CA 95019	NP
Bernardina Graida	57 Miller Rd Watsonville CA 95070	NP
Joel Peres	Tout 606 Salinas CA	NP
Reyes Paes	Tout 622 Salinas CA	NP
Jennifer Dunsen	Monterey	yes
Sarah Schramm	Pacific Grove	yes
Cindy Storms	Seaside	yes
Levone Stone	Commissioner (FOEJN)	yes
Maria Velazquez	Assistant (FOEJN)	yes
Margarita Zarraga	1000 S. Main Suite 301	yes
J. Miller	1000 S. Main St Ste 301	yes
E. Hutter	1000 S. Main St Ste 301	yes

Appendix F:
Public Hearing Speaker Sign-up Sheet

Speaker Sign-Up Sheet

The Vineyard Church – Salinas

January 12, 2017

start 6:22

34



#	Name/Nombre	Zip Code/Código Postal
1	Regina Mason	93955
2	Rosalyn Charles	93955
3	Janelle Jones	93955
4	Shakil Williams	93955
5	Natalie Stringer	93955
6	Monika Mayo	93955
7	Maria Theresa Riquelme	District 1
8	Charlotte A. Pontillas	93905
9	Graciano Alvarez	93901
10	Patricia Hull	
11	REGINA WILLIAMS	93901
12	Julyanna Pacheco	93901
13	Jill Allen	93901
14	Cayley Vasseley (Kaylee)	93901
15	Kinda Nieves	93933
16	Anthony + Esther	93901
17	Charles Chambers	93906
18	Shawniece Johnson	93901/93955
19	Melissa Kendrick	93923
20	Cathie Montero	93901

Speaker Sign-Up Sheet

The Vineyard Church - Salinas

January 12, 2017



21	Bonnie Tellison	93908
22		
23	LeVone Stone - Commissioner	
(x2) 24	Maicika Velazquez	93933
25	Shannice Johnson	Seaside
26	Oralia Villanueva	93905
Bae 27	Jose Gonzalez Garcia	93905
28	Kamille Brown	93955
29	Maria Martinez	95076
30	Ramon	
31	Veronica Torres	93905
32	Natalia Caracida Cruz	95076
33	STINEBERG FERGUSON	95076
34	ELSA RAMIREZ BRISSON	93906
35	Danny	93455
36	Jacoby Tyler	
37		
38		
39		
40		

recording testimony @ done 1:01:08

Appendix G:
Public Hearing Testimony Summary

Community Action Partnership Public Hearing

January 12, 2017 - 6:00 p.m.

Vineyard Christian Fellowship of Salinas, 1122 E Alisal St, Salinas, CA 93905

Commissioners Present: Ronald Holder, Jim Kramer, Roberto Garcia, LeVonne Stone, Maria Theresa Rodriguez

Staff Present: Margarita Zarraga - Community Action Program Manager Director, Lauren Miller - Management Analyst,
Glorietta Rowland - Management Analyst, Arlene Boyd - Administrative Support, Elizabeth Hutton - Community Action Intern

Public Testimony Opened: 6:22 pm, Recorded by L. Miller

	Name	Representative of Agency/Sector (low income, private or public)	Concerns	Category
1	Regina Mason	NAACP Monterey County Branch	There is a need for culturally congruent service delivery and information, particularly in Seaside. People of color are underserved. There should be a focus services on culturally congruent services.	Diversity & Culture
2	Rosalyn Charles	93955	Social Services should refer African Americans to The Village Project Inc. The agency provides culturally appropriate counseling services. I believe referrals should be mandated by Social Services.	Diversity & Culture Counseling
3	Jamelle Jones	93955	I was born and raised in Seaside. African Americans need services. Kids are falling through the cracks, and do not have enough resources.	Diversity & Culture Youth Services
4	Khalil Williams	93955	The Village Project, delivers so many of the currently identified top ten service gaps. I owe my High School graduation to The Village Project.	Mental Health

5	Natalie Stringer	Site Supervisor Village Project After school program, cultural program 93955	45 students are supported and nurtured by the Village Project. They provide more than tutoring; Like support for life issues. The agency needs a bigger building, more staff, and more full time staff. Kids come from all grades k-12. Kids are our future. There is a need for more funds for these programs.	Youth Education Life Skills
6	Monica Mapp	Seaside resident 93955	In my opinion some children are falling through the cracks, especially in math and science. The Village Project focuses on services in schools to help students graduate, improve grades, grow up, and be productive.	Youth Education
7	Maria Theresa Rodriguez	Oaxacan Community; Community Action Commissioner- District 1	I drive across Monterey County and find so many problems with housing. We need to influence government to make changes A family with 5 kids in living in a one bedroom paying \$700 with no bathroom, no kitchen, it is not fair. Where are the health department and the Housing department laws? We need to represent each other. It's time to step up for them, specially the farm workers who bring food to our tables.	Housing
8	Charlotte Pontillas	Homeless and Veterans - 93905	I am here for homeless and veterans who are homeless. Especially families of homeless veterans. There should be support veterans and farm workers. I was born in Salinas. There is a need to support farm workers who are working hard. Some of them work long nights.	Homeless Services
9	Graciano Alvarez	93901	I want to speak about farm workers who are not here. It is sad none are here. I will focus my comments on education for farm workers. When I came to this county, we needed to think about education. I could not get a good job without it. I have two sons and have	Adult Education

			always been involved with school. I wanted my children to go to college. They graduated and that day I cried. I believe the community needs to come together. Programs and services will not make a difference if the community is not united.	
10	Victoria Hull	Community Homeless Solutions (formerly known as Shelter Outreach Program- SOP)	SOP gave me a warm safe environment. Staff is very courteous. They helped me set-up email in order to seek employment. Before I got involved with SOP, I felt very lost. They provided a very nice place to live, and paid for the essentials so I don't have to from my own pocket. I feel empowered and will now have the opportunity to move forward with my life and become employed soon.	Homeless Employment
11	Regina Williams	93901	I would like to highlight dealing with mental health issues among the chronically homeless. It is important to help make resources available in the community to provide them with the structure they need to help them reclaim their lives. They should have access to services to help them live the healthy lives they deserve.	Mental Health
12	Julyanna Pacheco	93901	I would like to talk about the importance of case management for low income families and people who are chronically homeless. With case management we have been able to prevent people from becoming homeless, and help those who have been homeless for decades get back into housing. Case management helps guide and empower people, and is proven to be effective. Our clients need trauma informed and rigorous case management. Case management needs to be open to community as a whole.	Homeless Services Mental Health

13	Jill Allen	Franciscan Workers of Junipero Serra	We need to talk about those living homelessly. Especially those who have been out there their entire lives. You see them everywhere. You think <i>why don't they get a job</i> – it is because they are victims of our society. Homeless women who are victimized every single day and night and are traumatized by that. There are guys out there that can work, but are refused for various reasons, e.g. prior incarceration, mental health issues. They are working but cannot get into a house due to the high cost of housing. We need to fund activities and programs for people who are chronically homeless. This will reduce emergency services which are more expensive. There are special needs for homeless women. Some have to turn tricks to have a safe place. This is an indictment on our entire society.	Homeless Services Mental Health
14	Jose Garcia	93905	There is a need to help youth gain employment. I went to the program (Junior Point) several times. it helped me gain new employment and learn about attire. The clothes I am wearing now came from them. They benefitted me a lot.	Youth Education Employment Clothing
15	Cayley Vassey	93901 Salinas Shelter	Need to be more programs or fund domestic violence programs. Not just domestic violence, but also supportive services, victim advocates, transportation, getting to court dates, case management, counseling and mental health.	Domestic Violence Transport Mental Health
16	Linda Nieves	Community Homeless Solutions	Community Homeless Solutions is a very big house with many doors. Various programs, Men and Women in transition, intact families. I run the domestic violence shelters in Salinas and Marina. I ask that the	Homeless Services DV

			funding be continued. We help the women in so many ways. They are safe. Help women get the tools they need to become survivors instead of victims.	
17	Anthony & Esther	Youth representing SSC Steps	Sun Street Centers' program is teaching us the dangers of substance abuse. Educating us from a youth point of view. The strength of the community is the goal. Thank you for supporting our program. It helps people and has helped people using drugs and alcohol.	Substance Abuse Treatment
18	Charles Chambers	Older Adult - 93906	A lot of senior citizens have homes and have work needed around the home but no one to help. Roofing, plumbing, lawn, around the house. Funding needs to help seniors with repairs around the home. Seniors don't have the physical ability and are on fixed incomes.	Seniors
19	Shawniece Johnson	Seaside	I am a single mother of 4 and was recently homeless. Housing Resource Center helped me a lot. I was living in my car and hotels with my kids. They helped me. Without them I think a lot of things would not have been possible. I am now living in a 3bedroom2 bath low income place. I received assistance with beds and stuff for the children. The funding is still needed for this program. This was a huge success for me. I am currently writing a paper on it.	Housing Homeless Services Childcare
20	Melissa Kendrick	Food Bank of Monterey County	I am here representing all of the groups here tonight because you are all my partner agencies. You are all why I go to work every day. Without food nothing happens. 25% of the children in the County are being fed by the food bank and over 20% of adults are food insecure. We are the salad bowl of the world with a	Food

			\$9.2 billion industry, but insecurity still happens. All programs are so important.	
21	Cathie Montero	Food Bank of Monterey County Programs Manager	140 different agencies come to us for food, but we also have our own distribution programs to feed all of Monterey county and provide the basic necessity that allows them to look for jobs, housing etc. Food is the basic necessity.	Food Access
22	Bonnie Jellison	Rancho Cielo Youth Campus	I am proud of the young people who are speaking their minds. Rancho Cielo is an important part of this, as with many youth programs in the County. We need to continue these programs and programs that support them. There is no elevator to the top to solve homelessness and other problems, but many stairs. Rancho Cielo serves 14-24 year olds. Funding is needed to continue serving and increase the impact these programs are having on youth and the community.	Youth Education Youth Recreation
23	Levonne Stone	Community Action Commission District	As commissioners we are the ones who look out for the needs of the low income community. Trying to support each other, organizations, communities, culture. Some communities are less served than others. Especially the African American population. There are not enough of us here to express the need. As commissioners, we take your needs up to the management and try to put the pieces together.	Diversity & Culture
24	Maiiaka Velasquez	Ft Ord environmental justice network	The community is still missing legal assistance. I am a co-parent with someone in the military. The military has access to legal assistance. As the civilian, our only resource is the attorney referral program. That's not	Legal Services Housing

			<p>enough. There should be help for people dealing with parents who do not pay child support. I was told to go take a workshop and go fight my case in court. I am educated, but not educated or equipped to go up against naval Judge Advocate General's Corps. In other communities, I would have access, but it is missing in Monterey County. Senior citizens need help, single mothers and fathers, something needs to be done. Expand on services needed in Seaside. Economic issues – housing vouchers are expiring because people are not able to find anything in 90 days then the voucher expires and they have to go back on the list. A special needs child's family could not find anything to rent within the guidelines of the voucher. Also, the rents are increasing and may pass the threshold of these vouchers. The rental market is too high for vouchers. This issue needs to be addressed. I have heard local mayors say they are going to bring rents up to market rate. They were reelected and that needs to be addressed. We need more housing for elderly, single parents, etc.</p>	
25	Oralia Villanueva	Alisal Community Family Resource Center - Plaza Comunitaria	<p>I'm with Alisal Community Family Resource Center here representing Plaza Comunitaria, a program that teaches people to read and write in their own language. At the center we teach people to read and write, many who didn't have the opportunity to go to school in their own country. Education is a very important factor which has a positive impact in their lives. It is very important that we have more funding so that we can help more families.</p>	Adult Education
26	Kamille Brown	93955	In Seaside resources are very good but I wish they	Information and

			could reach more people. There needs to be more outreach as there are many families who have never heard of CSBG funded programs. This is a major part of Monterey County. There needs to be services and programs for more communities than just Salinas. Seaside and Marina get overlooked.	Referral
27	Maria Martinez	Representing Oaxacan families of Pajaro - 93905	Many of the families, especially from Oaxaca cannot afford housing and are living in poor conditions. Kids cannot do their homework in crowded homes. Kids cannot concentrate because they live in a small room and don't have their own space to do homework. We are here representing educational needs for kids and for them to have a safe space to do work. My co-workers and I are here to represent children who need space to do homework and families whose parents cannot afford the high rents. Some families have to live in small rooms with more than 5 people in one room. Please support us to have better spaces for our kids.	Housing Youth Education
28	Veronica Torres	93905	I am here to talk about how beneficial the Plaza Comunitaria has been for me. I am now a student at this program who came to this country without knowing how to read or write. Now I am studying so I can take the high school equivalent test.	Adult Education
29	Ramon Verdin	Vineyard Christian Fellowship	I see a lot of hopelessness in the community. I have been homeless before. People have killed themselves over the hardships. I have seen people go from the system to owning a home.. Don't forget your ability to achieve and see miracles all the time. Through hardships, people go down and rise. My wife and I	Homeless Mental Health

			want to thank you for all that you do.	
30	Natalia C. Cruz,	Spanish female	I am an employee of Pajaro School District. As an employee, I notice that families live in places not meant for human habitation. The only places that they can afford to rent are meant for cars. Children are very cold and not able to sleep. When they go to school they are falling asleep and cannot perform well at school. I am here asking for help with housing and rental assistance.	Housing
31	Kimberly Ferguson	Program Analyst for Housing Resource Center - 95076	The need for funding for low income families is greater than ever. Our agency served nearly 1000 individuals and made contact with 2000 more who were not able to be served by our agency for various reasons. It is easier to make better strides when you are housed. We work to prevent homelessness through diversion strategies. We know that children are happier and healthier in homes. Families are stronger and more capable when housed. We need to protect and guide children. People should be living rather than surviving, and this is easier to do when housed. Families who live day to day cannot make strides forward. We need to serve seniors, veterans, and families to help them become self sufficient. I adamantly express to you the need to fund housing support services in community.	Housing Homelessness
32	Jacoby Tyler & Danny	Community Partnership for Youth	Community Partnership for Youth in Seaside, is a grassroots nonprofit providing alternative to gangs, drugs, and violence while promoting individuals' strengths. This program provides mentoring and tutoring, strengthening programs and is dedicated to families but its main focus is children. Statistics say	Gang Violence Substance Abuse Treatment

			that average Seaside elementary literacy test scores are 2 (on a scale from 1-10). Students participating in program have increased scores by 75%. Parents need help for their children. Families are very grateful. This program really changes lives.	Youth Education
33	Elsa Ramirez Brisson	Teacher at Hartnell 93906	I would like to emphasize the need for nutrition education. I am a teacher at Hartnell College and trainer of food safety. I would like to see an expansion of job skills as ways to use nutrition and health education to help with literacy and health education. I am also a resident of Salinas and feel very passionately about Salinas. People living in poverty for a long time often lack skills that allow them to cook and have life skills. I am a health educator who would like to help.	Food Health Life Skills

Hearing Adjourned: 7:29 pm

Appendix H:
Written Testimony Form (blank)

Appendix I:
Community Needs Assessment Survey (blank)



Individual, Family & Community Needs Assessment Survey

2. What services have you received or used in the past year? (Please check **all** that apply)

- | | |
|---|---|
| <input type="radio"/> Budgeting/Financial Literacy | <input type="radio"/> Income Tax Preparation (Free/Reduced) |
| <input type="radio"/> Child Care Services (Free/Reduced) | <input type="radio"/> Individual/Family Counseling |
| <input type="radio"/> Clothing (Free/Reduced) | <input type="radio"/> Legal Services (Free/Reduced) |
| <input type="radio"/> Domestic Violence Prevention/Intervention | <input type="radio"/> Parenting Classes |
| <input type="radio"/> Employment Support Services | <input type="radio"/> Services for Seniors (Free/Reduced) |
| <input type="radio"/> Food Bank/Food Pantry | <input type="radio"/> Substance Abuse Treatment |
| <input type="radio"/> Gang Prevention/Awareness Education | <input type="radio"/> Transportation (Free/Reduced) |
| <input type="radio"/> Homeless Services/Emergency Shelter | <input type="radio"/> Utility/Energy Bill Assistance |
| <input type="radio"/> Housing/Rental Assistance | <input type="radio"/> Youth Activities (Educational) |
| | <input type="radio"/> Youth Activities (Recreational) |

2. Out of the services you checked above, please circle the **two** that were **most helpful** to you.

3. Are there any services which would have helped you or your family that our community did not offer or you could not find?

Age

- <18
- 18-24
- 25-44
- 45-64
- 65+

Income

- Less than Federal Poverty Limit
- More than Federal Poverty Limit

Gender Identity

- Male
- Female

Thank you



Encuesta de Evaluación sobre las Necesidades de Individuos, Familias y Comunidad

1. ¿Qué servicios ha recibido o usado en el último año? (Por favor que los que correspondan)

- | | |
|--|---|
| <ul style="list-style-type: none"> <input type="radio"/> Presupuesto/Educación financiera <input type="radio"/> Servicios de Cuidado de Niños (Gratis/Bajo Costo) <input type="radio"/> Ropa (Gratis/Bajo Costo) <input type="radio"/> Prevención/Intervención de Violencia Domestica <input type="radio"/> Servicios de Apoyo de Empleo <input type="radio"/> Banco de Comida/Dispensa de Alimentos <input type="radio"/> Educación, Prevención y Concientización sobre Pandillas <input type="radio"/> Servicios a personas sin hogar/Refugio de Emergencia de Vivienda/Asistencia con Renta | <ul style="list-style-type: none"> <input type="radio"/> Preparación de Impuestos (Gratis/Bajo Costo) <input type="radio"/> Consejería Individual y Familiar <input type="radio"/> Servicios Legales (Gratis/Bajo Costo) <input type="radio"/> Clases para Padres <input type="radio"/> Servicios para las Personas de la Tercera Edad (Gratis/Bajo Costo) <input type="radio"/> Tratamiento Contra el Abuso de Substancias <input type="radio"/> Transporte (Gratis/Bajo Costo) <input type="radio"/> Asistencia con su Factura de Luz/Utilidades <input type="radio"/> Actividades para Adolescentes (Educativas) <input type="radio"/> Actividades para adolescentes (Recreativas) |
|--|---|

2. De los servicios que marcó arriba, por favor circule los dos que le fueron más útiles.

3. ¿Hay algunos servicios que le hubieran ayudado a usted y su familia que nuestra comunidad no ofrece o no pudo encontrar?

Edad

Ingreso

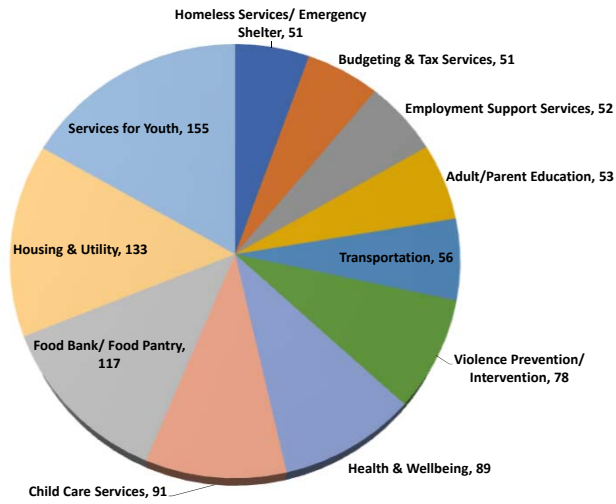
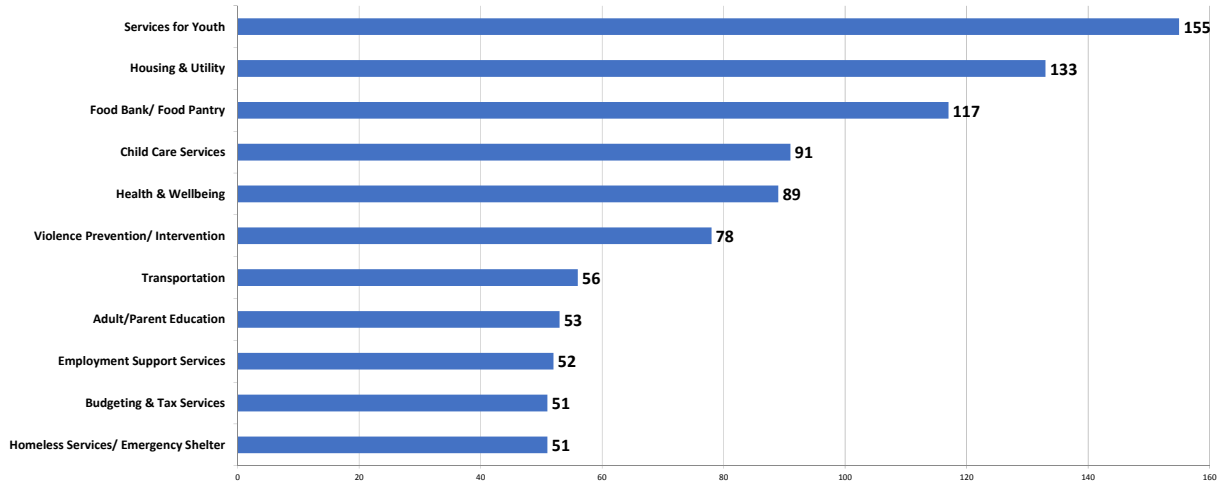
Identidad de Género

- | | | |
|-----------------------------|---|---------------------------------|
| <input type="radio"/> <18 | <input type="radio"/> Menos del Límite del Nivel de Pobreza Federal | <input type="radio"/> Masculino |
| <input type="radio"/> 18-24 | <input type="radio"/> Mas del Límite del Nivel de Pobreza Federal | <input type="radio"/> Femenino |
| <input type="radio"/> 25-44 | | |
| <input type="radio"/> 45-64 | | |
| <input type="radio"/> 65+ | | |

Gracias

Appendix J:
Community Needs Assessment Data

TOTAL	PRIMARY SERVICE CATEGORY	Subcategory 1	Subcategory 2	Subcategory 3	Subcategory 4
2	Veteran Services	2 Veteran Services			
4	Information & Referral	4 Information & Referral			
5	City Improvements	5 City Improvements			
11	Diversity & Culture	11 Diversity & Culture			
21	Services for Seniors (Free/ reduced)	21 Services for Seniors (Free/ reduced)			
22	Clothing (Free/ Reduced)	22 Clothing (Free/ Reduced)			
29	Legal Services (Free/ Reduced)	29 Legal Services (Free/ Reduced)			
51	Homeless Services/ Emergency Shelter	51 Homeless Services/ Emergency Shelter			
51	Budgeting & Tax Services	37 Income Tax Preparation (Free/Reduced)	14 Budgeting/ Financial Literacy		
52	Employment Support Services	52 Employment Support Services			
53	Adult/Parent Education	43 Parenting Classes	10 Adult Education		
56	Transportation	56 Transportation			
78	Violence Prevention/ Intervention	42 Gang Prevention/ Awareness Education	36 Domestic Violence Prevention/ Intervention		
89	Health & Wellbeing	38 Mental Health Services	13 Health	35 Substance Abuse Treatment	3 Life Skills
91	Child Care Services	91 Child Care Services (Free/ Reduced)			
117	Food Bank/ Food Pantry	117 Food Bank/ Food Pantry			
133	Housing & Utility	79 Housing/ Rental Assistance	54 Utility/ Energy Bill Assistance		
155	Services for Youth	78 Youth Activities (Recreational)	77 Youth Activities (Educational)		



This page intentionally left blank