

Board of Supervisors July 21, 2020

Esperanza Program August 2015 thru May 2020





Pilot Program for the Remaining Uninsured

2

Board of Supervisors approval: August 2015

Funding approved: \$500,000 general fund

Implementation: 11/2015 – 09/2017

Services Provided:

- Primary care

- Limited pharmaceuticals, laboratory, and radiology services

Enrolled: approx. 2,000



Esperanza Care Program

3

Board of Supervisors approval: May 2017

Funding approved: \$2.0 M from NMC

Enrollees: up to 2,500

Execution of Contract with Pacific Health Alliance: August 1, 2017 (Third Party Administrator)

Collaborated with COPA on new processes, outreach, and education

Implemented: October 1, 2017



Esperanza Care Program Member Criteria to Qualify

4

- Low-income resident of Monterey County (up to 138% FPL)
- Age 26 and older
- Currently uninsured
- Not eligible for any state-funded or private health plan



Esperanza Care Program

Scope of Services

5

County Primary Care: Preventive Care, Acute Illness, Disease Management

Pharmacy: Prioritized generic drugs: Antihypertensive, Asthma, DM, Antibiotics, etc.

NMC Based Outpatient Care:

Gastroenterology, Heme/Onc, Nephrology, Neurology, Neurosurgery, GYN, Cardiology, Podiatry, Urology, Orthopedics, Pulmonary.

NMC Based Lab Services

NMC Based Imaging: X Ray, CT, MRI , Ultrasound



Esperanza Care Program Excluded Services

6

- Inpatient Mental Health
- Substance Use Recovery
- Inpatient Hospital Services
- Surgery Services
- Medical Equipment and Supplies
- Emergency Room Visits
- Physical and Occupational Therapy
- All out of system Care



Pacific Health Alliance (TPA)

7

Enrollment

Issuance of membership cards

Member notice

Explanation of member benefits

Provider network

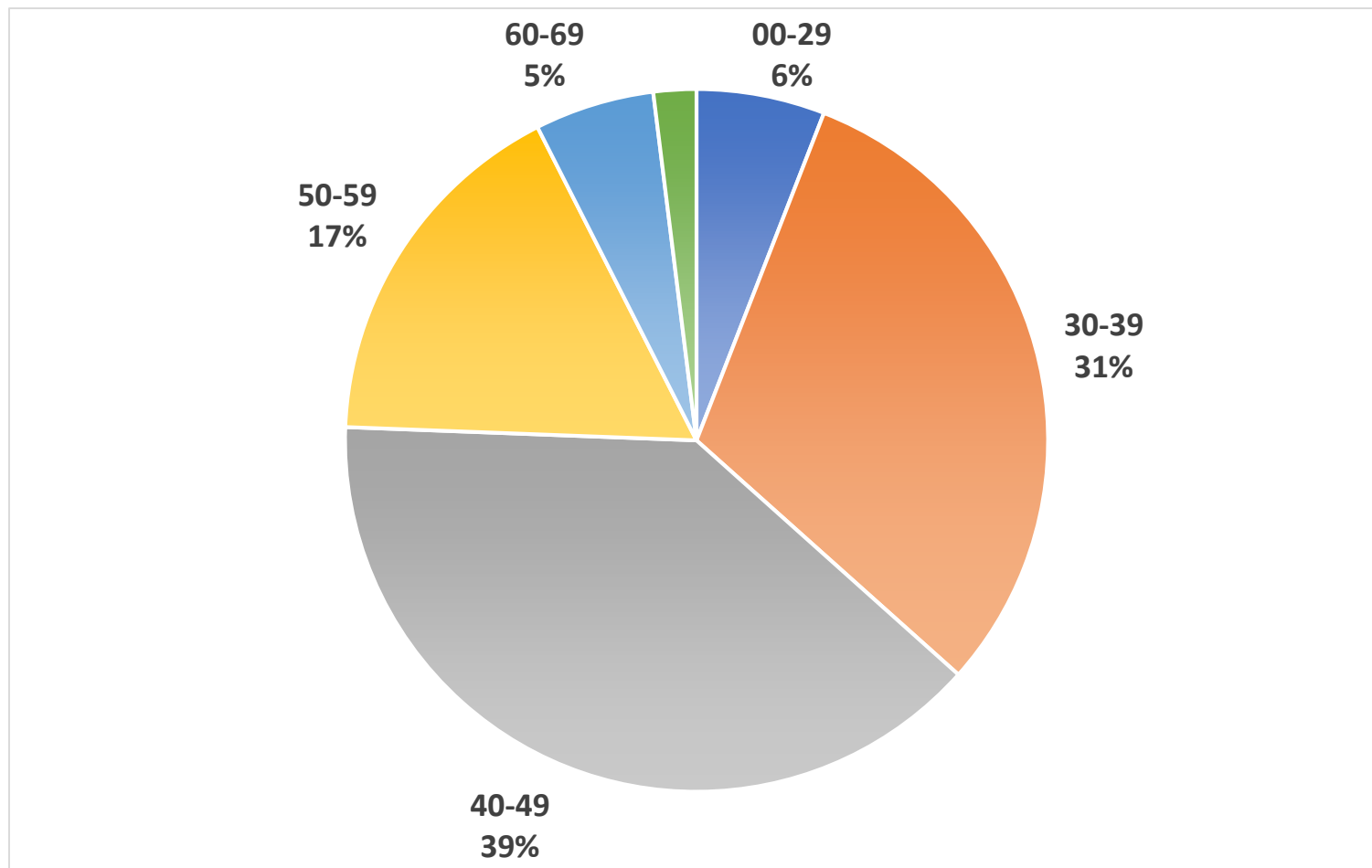
Claims Processing

Utilization management/reporting



Esperanza Care Program Membership by Age

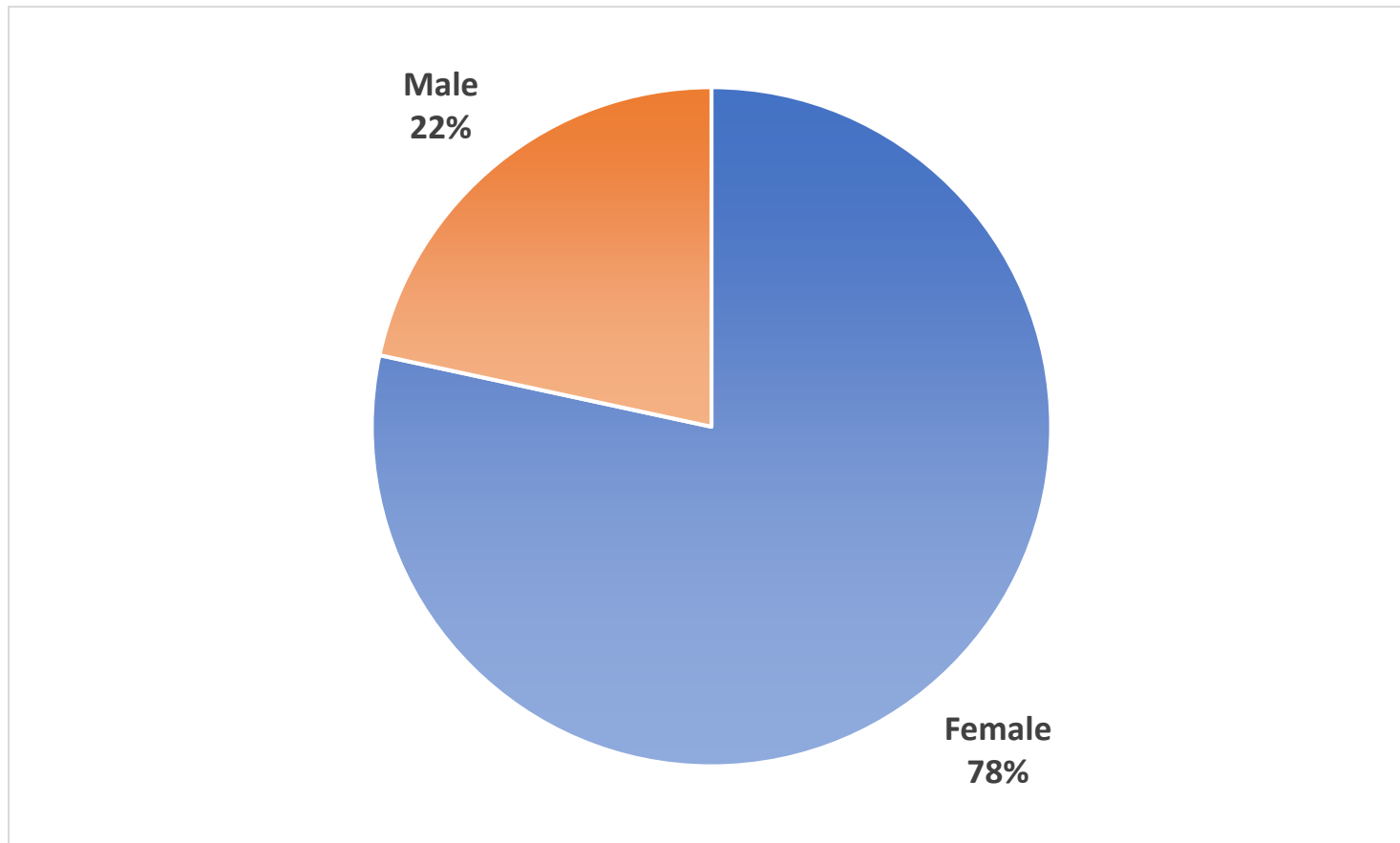
8





Esperanza Care Program Membership by Gender

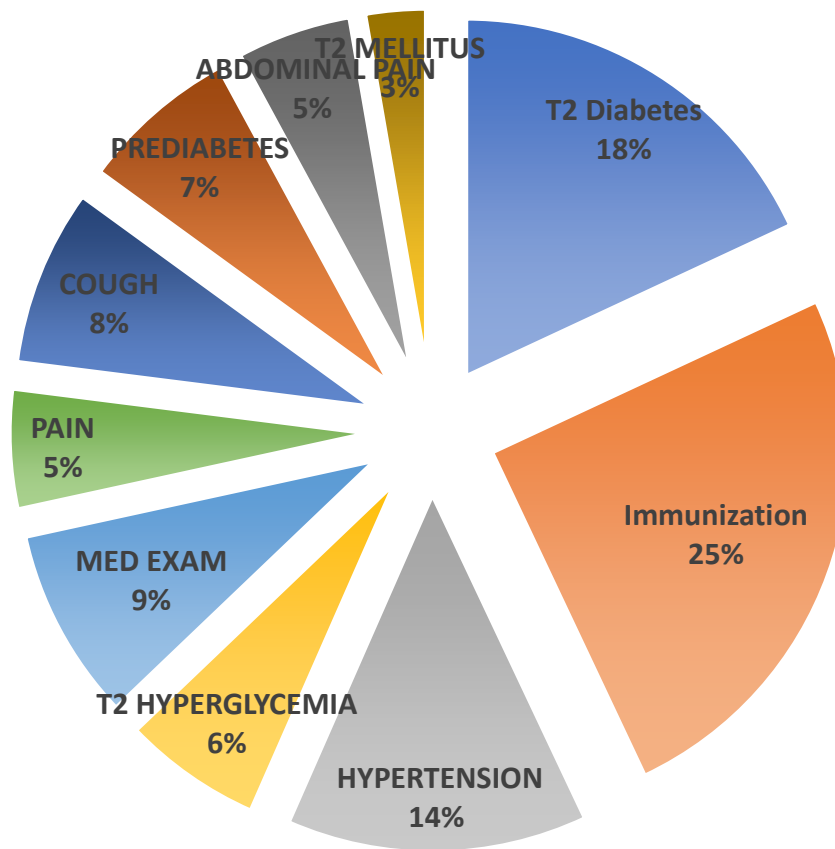
9





Esperanza Care Program Membership by Primary Diagnosis

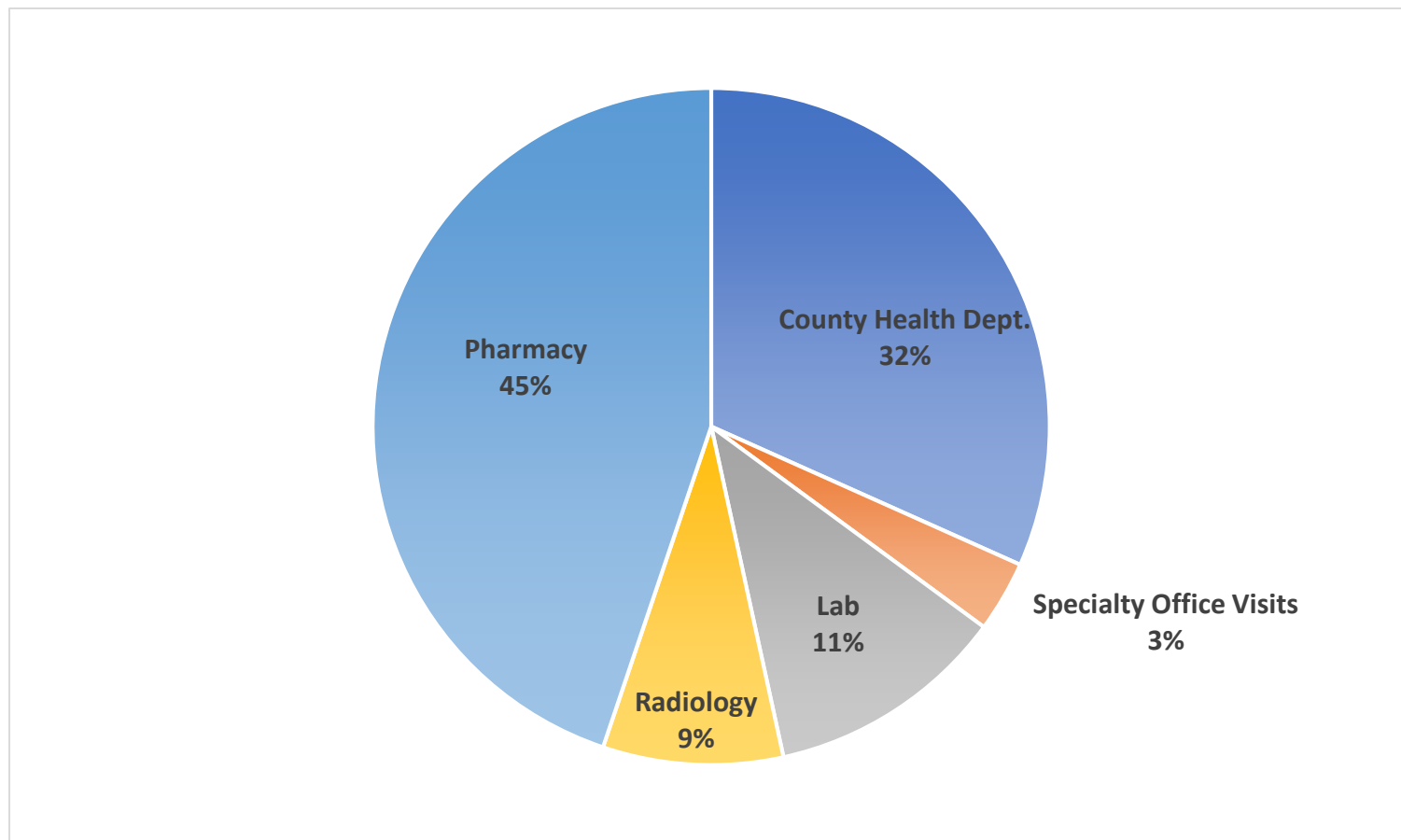
10





Esperanza Care Program Membership by Service Area

11





Esperanza Care Program Enrollment

Oct-17	Nov-17	Dec-17	Jan-18	Feb-18	Mar-18	Apr-18	May-18	FY 2018	FY 2019	FY 2020
1,113	1,548	1,994	2,387	2,498	2,656	2,970	3,265	3,500	3,500	3,500

Individuals on the wait list as of June 30, 2020 = 23



Esperanza Care Program Visits

Period July 2019 thru May 2020	
Monthly Enrollment	3,500
HD Clinic Visits - Ave Per Month	852
NMC Specialty Visits - Ave Per Month	42



Esperanza Care Program Costs

14

Service	Amount	Pct Total
HD Clinics	\$ 2,856,531	58%
Pharmacy	\$ 959,117	20%
Pacific Health Alliance	\$ 585,546	12%
Natividad	\$ 436,661	9%
Purchased Services	\$ 62,178	1%
Total Costs	\$ 4,900,033	100%



Esperanza Care Program

15

Questions?