



Monterey County

Board Order

168 West Alisal Street,
1st Floor
Salinas, CA 93901
831.755.5066

Agreement No.: A-11631; Resolution No.12-338

Upon motion of Supervisor Salinas, seconded by Supervisor Parker, and carried by those members present, the Board of Supervisors hereby:

- a. Adopted Resolution No. 12-338 to approve Amendment No. 2 to the Unified Franchise Agreement (Agreement No. A-11631) between the County of Monterey and USA Waste of California, Inc., dba Carmel Marina Corporation, for the Exclusive Collection of Solid Waste and Recyclables in Unincorporated Monterey County in order to adjust collection rates as shown in Exhibit 1 "Approved Rates and Charges" of Amendment No. 2 effective January 1, 2013, to implement a rate adjustment as required by contract for services provided by USA Waste of California, Inc., dba Carmel Marina Corporation; and
- b. Approved and authorized the Director of Health to execute Amendment No. 2 to the Unified Franchise Agreement (Agreement No. A-11631) between the County of Monterey and USA Waste of California, Inc., dba Carmel Marina Corporation, for the Exclusive Collection of Solid Waste and Recyclables in Unincorporated Monterey County.

PASSED AND ADOPTED on this 6th day of November 2012, by the following vote, to wit:

AYES: Supervisors Calcagno, Salinas, Potter, and Parker

NOES: None

ABSENT: Supervisor Armenta

I, Gail T. Borkowski, Clerk of the Board of Supervisors of the County of Monterey, State of California, hereby certify that the foregoing is a true copy of an original order of said Board of Supervisors duly made and entered in the minutes thereof of Minute Book 76 for the meeting on November 6, 2012

Dated: November 9, 2012
File Number: A 12-208

Gail T. Borkowski, Clerk of the Board of Supervisors
County of Monterey, State of California

By *Denise Hancock*
Deputy

Before the Board of Supervisors in and for the
County of Monterey, State of California

Resolution No. 12-338

Conduct a hearing to:

- a. Approve Amendment No. 2 to the Unified Franchise Agreement (Agreement No. A-11631) between the County of Monterey and USA Waste of California, Inc., dba Carmel Marina Corporation, for the Exclusive Collection of Solid Waste and Recyclables in Unincorporated Monterey County in order to adjust collection rates as shown in Exhibit 1 "Approved Rates and Charges" of Amendment No. 2 effective January 1, 2013, to implement a rate adjustment as required by contract for services provided by USA Waste of California, Inc., dba Carmel Marina Corporation; and)
- b. Approve and authorize the Director of Health to execute Amendment No. 2 to the Unified Franchise Agreement (Agreement No. A-11631) between the County of Monterey and USA Waste of California, Inc., dba Carmel Marina Corporation, for the Exclusive Collection of Solid Waste and Recyclables in Unincorporated Monterey County.....)

WHEREAS, the Director of Health seeks authorization to execute Amendment No. 2 to the Unified Franchise Agreement (UFA) (Agreement No. A-11631) between the County of Monterey and USA Waste of California, Inc., dba Carmel Marina Corporation, also known as Waste Management (Contractor);

WHEREAS, this matter was considered at the October 23, 2012 meeting of the Board of Supervisors and continued to a date certain, to be considered by said Board as a timed item, on November 6, 2012;

WHEREAS, Amendment No. 2 would amend the UFA at Article 13, Section 13.13 "Adjustments to Service Rates, Surcharges and Fees" to replace the service rates, surcharges and fees set forth in the attachment to Exhibit 1 "Approved Rates and Charges," previously approved and adopted pursuant to Amendment No. 1, with the proposed new attachment to Exhibit 1 "Approved Rates and Charges" to reflect a rate adjustment;

WHEREAS, in accordance with Article 13.13ff of the UFA, Contractor has submitted a request for rate adjustment that, based on calculations set forth in the UFA, justifies an across-the-board rate increase for solid waste and recyclables collection services for each of their three customer categories:

- 3.41 % increase for residential customers
- 2.82 % increase for commercial customers within the jurisdiction of the Monterey Regional Waste Management District (MRWMD)
- 3.85 % increase for commercial customers within the jurisdiction of the Salinas Valley Solid Waste Authority (SVSWA);

WHEREAS, Environmental Health Bureau staff has carefully evaluated Contractor's request, and believes it to be accurate and in compliance with the UFA;

WHEREAS, On February 2, 2010, said UFA was awarded to Contractor.

WHEREAS, Article 13 "Billing and Payment," Subsection 13.13.2.1, provides that: "On January 1, 2012, and annually thereafter, the service rates, fees and surcharges set forth in Exhibit 1 shall be adjusted by multiplying them by the Refuse Rate Index (RRI) percentage adjustment;"

WHEREAS, the current RRI computations take into consideration tipping fees approved by the MRWMD and SVSWA, which are a direct "pass through" to the rate payers, and also account for increases in Contractor's actual operating expenses; and

WHEREAS, approval of said RRI increase is consistent with the terms of the UFA.

NOW, THEREFORE, BE IT RESOLVED, that the Board of Supervisors hereby:

Approves Amendment No. 2 to the Unified Franchise Agreement (Agreement No. A-11631) between the County of Monterey and USA Waste of California, Inc., dba Carmel Marina Corporation, for the Exclusive Collection of Solid Waste and Recyclables in Unincorporated Monterey County in order to adjust collection rates as shown in Exhibit 1 "Approved Rates and Charges" of Amendment No. 2 effective January 1, 2013, to implement a rate adjustment as required by contract for services provided by USA Waste of California, Inc., dba Carmel Marina Corporation; and

Approves and authorizes the Director of Health to execute Amendment No. 2 to the Unified Franchise Agreement (Agreement No. A-11631) between the County of Monterey and USA Waste of California, Inc., dba Carmel Marina Corporation, for the Exclusive Collection of Solid Waste and Recyclables in Unincorporated Monterey County.

PASSED AND ADOPTED upon motion of Supervisor Salinas, seconded by Supervisor Parker and carried this 6th day of November 2012, by the following vote, to wit:

AYES: Supervisors Calcagno, Salinas, Potter and Parker

NOES: None

ABSENT: Supervisor Armenta

I, Gail T. Borkowski, Clerk of the Board of Supervisors of the County of Monterey, State of California, hereby certify that the foregoing is a true copy of an original order of said Board of Supervisors duly made and entered in the minutes thereof of Minute Book 76 for the meeting on November 6, 2012

Dated: November 9, 2012
File Number: A 12-208/

Gail T. Borkowski, Clerk of the Board of Supervisors
County of Monterey, State of California

By Denise Hancock
Deputy

**AMENDMENT No. 2 TO
UNIFIED FRANCHISE AGREEMENT
FOR THE EXCLUSIVE COLLECTION OF SOLID WASTE AND RECYCLABLES IN
UNINCORPORATED MONTEREY COUNTY
BETWEEN COUNTY OF MONTEREY
AND
USA WASTE OF CALIFORNIA, INC.
DBA CARMEL MARINA CORPORATION**

THIS AMENDMENT No. 2 is made to the UNIFIED FRANCHISE AGREEMENT FOR THE EXCLUSIVE COLLECTION OF SOLID WASTE AND RECYCLABLES IN UNINCORPORATED MONTEREY COUNTY dated February 9, 2010, and amended, pursuant to AMENDMENT No. 1 dated February 3, 2012 (hereafter, "AGREEMENT") by and between the County of Monterey (hereafter, "County") and USA Waste of California Inc., dba Carmel Marina Corporation (hereafter, "Contractor") (collectively referred to as, the "Parties").


WHEREAS, County and Contractor wish to amend the AGREEMENT to adjust collection rates, effective January 1, 2013, for services provided by Contractor.

NOW THEREFORE, County and Contractor hereby agree to amend the AGREEMENT in the following manner:


1. Amend Article 13, at Section 13.13 Adjustments to Service Rates, Surcharges and Fees to replace the referenced Exhibit 1 "Approved Rates and Charges," approved and adopted pursuant to AMENDMENT No. 1 with the attached new Exhibit 1 "Approved Rates and Charges" approved and adopted pursuant to this AMENDMENT No. 2.
2. Except as provided herein, all remaining terms, conditions and provisions of the AGREEMENT are unchanged and unaffected by this AMENDMENT No. 2 and shall continue in full force and effect as set forth in the AGREEMENT.

IN WITNESS WHEREOF, the parties have executed this AMENDMENT No. 2 as of the last date opposite the respective signatures below.

COUNTY:


By: 
Name: Ray Bullick
Title: Director of Health

Date: 11/13/12


Approved as to form and legality:

Mary Grace Perry, Deputy County Counsel

Date: 10-29-2012

CONTRACTOR:

By: 
Name: Barry Stokovic
Title: Acting Vice President 10-25-12
Chair, Pres. or Vice Pres.

Date: _____

By: 
Title: Vice President & Assistant Secretary
Secretary, Assistant Secty,
CFO or Assistant Treasurer

Date: October 25, 2012

EXHIBIT 1--APPROVED RATES AND CHARGES EFFECTIVE JANUARY 1, 2013

FORM 1

COLLECTION SERVICE RATES

SINGLE FAMILY DWELLING COLLECTION SERVICE

**SOLID WASTE
1ST CONTAINER**

| | MONTHLY RATE |
|--------------|-----------------|
| CAN (32 GAL) | 26.43 |
| 20 GAL CART | 22.17 |
| 35 GAL CART | 26.96 |
| 64 GAL CART | 42.26 |
| 96 GAL CART | 52.83 |

**SOLID WASTE
ADDITIONAL CONTAINER**

| | MONTHLY RATE |
|--------------|-----------------|
| CAN (32 GAL) | 21.14 |
| 20 GAL CART | 17.74 |
| 35 GAL CART | 21.56 |
| 64 GAL CART | 33.81 |
| 96 GAL CART | 42.26 |

Above rates include Solid Waste container requested, up to 96 gallons in Recycling and up to 96 gallons in Green Waste

**RECYCLING
ADDITIONAL CONTAINER**

| | MONTHLY RATE |
|--------------|-----------------|
| CAN (32 GAL) | 13.21 |
| 35 GAL CART | 13.47 |
| 64 GAL CART | 21.13 |
| 96 GAL CART | 26.42 |

**GREEN WASTE
ADDITIONAL CONTAINER**

| | MONTHLY RATE |
|--------------|-----------------|
| CAN (32 GAL) | 13.21 |
| 35 GAL CART | 13.47 |
| 64 GAL CART | 21.13 |
| 96 GAL CART | 26.42 |

Can refers to customer owned 32 gallon container

ANCILLARY SERVICES

| | MONTHLY RATE | |
|----------------------|-----------------|------------------------------------|
| Backyard Service | 20.22 | for default services, 3 containers |
| Backyard Service | 6.75 | each container |
| Difficult to Service | 150% | of base rate |

All of the below rates are per occurrence.

| | | |
|--|--------|---|
| Additional Cart Exchange | 75.35 | each, in excess of 1 per year |
| Additional Cart Replacement | 75.35 | each, in excess of subscribed container quantity |
| Excess On-Call Collection Capacity | 52.88 | each yard, above 5 yards, for the included on-call collection |
| Additional On-Call Collection Capacity | 52.88 | each yard, for subsequent on-call collections |
| Un-containerized Material Surcharge | 0.53 | per gallon, in excess of 1 occurrence |
| Return for Inaccessible Containers | 52.88 | over 2 times per year |
| Composting Bin Delivery | 105.76 | |
| NSF Fee | 25.00 | bad check fee |
| Late Payment Fee | 1.5% | \$5.00 minimum not compounded |

EXHIBIT 1--APPROVED RATES AND CHARGES EFFECTIVE JANUARY 1, 2013

FORM 2

COLLECTION SERVICE RATES

MFD & COMMERCIAL CART RATES

| SOLID WASTE 1ST CONTAINER | | MONTHLY RATE BASED ON SERVICES PER WEEK | | | | | |
|------------------------------|-------|---|--------|--------|--------|--------|--------|
| | | RATE | 1 | 2 | 3 | 4 | 5 |
| 20 GAL CART | 23.26 | 23.26 | 46.52 | 69.78 | 93.04 | 116.30 | 139.56 |
| 35 GAL CART | 28.54 | 28.54 | 57.08 | 85.62 | 114.16 | 142.70 | 171.24 |
| 64 GAL CART | 44.41 | 44.41 | 88.82 | 133.23 | 177.64 | 222.05 | 266.46 |
| 96 GAL CART | 54.99 | 54.99 | 109.98 | 164.97 | 219.96 | 274.95 | 329.94 |
| CAN (32 GAL) | 28.03 | 28.03 | 56.06 | 84.09 | 112.12 | 140.15 | 168.18 |

| SOLID WASTE ADDITIONAL CONTAINER | | MONTHLY RATE BASED ON SERVICES PER WEEK | | | | | |
|-------------------------------------|-------|---|-------|--------|--------|--------|--------|
| | | RATE | 1 | 2 | 3 | 4 | 5 |
| 20 GAL CART | 18.60 | 18.60 | 37.20 | 55.80 | 74.40 | 93.00 | 111.60 |
| 35 GAL CART | 22.83 | 22.83 | 45.66 | 68.49 | 91.32 | 114.15 | 136.98 |
| 64 GAL CART | 35.53 | 35.53 | 71.06 | 106.59 | 142.12 | 177.65 | 213.18 |
| 96 GAL CART | 43.99 | 43.99 | 87.98 | 131.97 | 175.96 | 219.95 | 263.94 |
| CAN (32 GAL) | 22.43 | 22.43 | 44.86 | 67.29 | 89.72 | 112.15 | 134.58 |

Can refers to customer owned 32 gallon container

MFD/commercial cart/can customers eligible for 1 cart up to 96 gallons for recyclables at no charge for each solid waste cart or can.

| RECYCLING ADDITIONAL CART | MONTHLY RATE | GREEN WASTE SUBSCRIPTION CART | MONTHLY RATE |
|------------------------------|-----------------|----------------------------------|-----------------|
| 35 GAL CART | 14.27 | | |
| 64 GAL CART | 22.20 | 64 GAL CART | 22.20 |
| 96 GAL CART | 27.50 | 96 GAL CART | 27.50 |

Roll Out Service: 6.75 per cart
 Difficult to Service Customers; 150% of base rate

All of the below rates are per occurrence.

| | | |
|-------------------------------------|--------|--|
| Cleaning Fee | 75.42 | each cart |
| Additional Cart Exchange | 75.42 | each, in excess of 1 per year |
| Additional Cart Replacement | 75.42 | each, in excess of subscribed container quantity |
| Excess On-Call Capacity | 52.93 | per yard, Multifamily customers only |
| Subscription On-Call Capacity | 52.93 | per yard |
| Un-containerized Material Surcharge | 0.53 | per gallon |
| Return for Inaccessible Containers | 52.93 | over 2 times per year |
| Lock Fee Greater of | 26.46 | per month per enclosure |
| | 10.59 | per month per container |
| Composting Bin Delivery | 105.85 | |
| Reactivation Fee | 26.46 | after County approved service suspension |
| NSF Fee | 25.00 | bad check fee |
| Late Payment Fee | 1.5% | \$5.00 minimum not compounded |

EXHIBIT 1--APPROVED RATES AND CHARGES EFFECTIVE JANUARY 1, 2013

FORM 3A

COLLECTION SERVICE RATES

MFD & COMMERCIAL BIN RATES in the MRWMD

SOLID WASTE

NON-COMPACTED BINS

| CUBIC YARDS | Per Yard | MONTHLY RATE BASED ON SERVICES PER WEEK | | | | | |
|-------------|----------|---|----------|----------|----------|----------|----------|
| | | 1 | 2 | 3 | 4 | 5 | 6 |
| 1 | 104.21 | 104.21 | 208.42 | 312.63 | 416.84 | 521.05 | 625.26 |
| 1.5 | 92.23 | 138.35 | 276.69 | 415.04 | 553.38 | 691.73 | 830.07 |
| 2 | 80.24 | 160.48 | 320.96 | 481.44 | 641.92 | 802.40 | 962.88 |
| 3 | 80.24 | 240.72 | 481.44 | 722.16 | 962.88 | 1,203.60 | 1,444.32 |
| 4 | 77.12 | 308.48 | 616.96 | 925.44 | 1,233.92 | 1,542.40 | 1,850.88 |
| 6 | 73.99 | 443.94 | 887.88 | 1,331.82 | 1,775.76 | 2,219.70 | 2,663.64 |
| 8 | 70.86 | 566.88 | 1,133.76 | 1,700.64 | 2,267.52 | 2,834.40 | 3,401.28 |

At 25% of base rate At 50% base rate

| Extra Pick Up On routed day | Special Pick Up Non routed day |
|--------------------------------|-----------------------------------|
| 26.05 | 52.11 |
| 34.59 | 69.17 |
| 40.12 | 80.24 |
| 60.18 | 120.36 |
| 77.12 | 154.24 |
| 110.99 | 221.97 |
| 141.72 | 283.44 |

COMPACTED BINS

| CUBIC YARDS | Per Yard | MONTHLY RATE BASED ON SERVICES PER WEEK | | | | | |
|-------------|----------|---|----------|----------|----------|----------|----------|
| | | 1 | 2 | 3 | 4 | 5 | 6 |
| 1 | 208.42 | 208.42 | 416.84 | 625.26 | 833.68 | 1,042.10 | 1,250.52 |
| 2 | 160.48 | 320.96 | 641.92 | 962.88 | 1,283.84 | 1,604.80 | 1,925.76 |
| 3 | 160.48 | 481.44 | 962.88 | 1,444.32 | 1,925.76 | 2,407.20 | 2,888.64 |
| 4 | 154.23 | 616.92 | 1,233.84 | 1,850.76 | 2,467.68 | 3,084.60 | 3,701.52 |
| 5 | 151.10 | 755.50 | 1,511.00 | 2,266.50 | 3,022.00 | 3,777.50 | 4,533.00 |
| 6 | 147.98 | 887.88 | 1,775.76 | 2,663.64 | 3,551.52 | 4,439.40 | 5,327.28 |
| 7 | 144.85 | 1,013.95 | 2,027.90 | 3,041.85 | 4,055.80 | 5,069.75 | 6,083.70 |
| 8 | 141.73 | 1,133.84 | 2,267.68 | 3,401.52 | 4,535.36 | 5,669.20 | 6,803.04 |

| Extra Pick Up On routed day | Special Pick Up Non routed day |
|--------------------------------|-----------------------------------|
| 52.11 | 104.21 |
| 80.24 | 160.48 |
| 120.36 | 240.72 |
| 154.23 | 308.46 |
| 188.88 | 377.75 |
| 221.97 | 443.94 |
| 253.49 | 506.98 |
| 283.46 | 566.92 |

Service Rate for multiple Bins shall be calculated by multiplying the Container size by the number of Containers.
Compacted rate is 2 times the uncompacted rate.

MFD/Commercial bin customers eligible for 1/2 of solid waste capacity in recycling bin or cart service at no charge.
Compacted solid waste counts as 2 times uncompacted for recycling calculation.

For example, (1) 4 cubic yard compacted solid waste bin eligible for (1) 4 cubic yard recyclables bin at no charge.

ADDITIONAL RECYCLING - BINS

| | |
|-------|-----------------------------|
| 42.09 | Per yard over free capacity |
|-------|-----------------------------|

For additional recycling carts and subscription green waste service, rates on Form 2 will apply.

PUSH RATES

| 1-25 ft | 26-49 ft | 50-75 ft | 76-100 ft | 101-125 ft | 126+ ft |
|---------|----------|----------|-----------|------------|---------|
| 26.31 | 52.62 | 78.93 | 105.25 | 131.56 | 157.87 |

All of the above rates are monthly except extra and special pickups.

| | | |
|------------------------------------|--------|--|
| Cleaning Fee | 118.41 | each bin |
| Additional Bin Exchange | 78.93 | each, in excess of 1 per year |
| Additional Bin Replacement | 473.61 | each, in excess of subscribed container quantity |
| Excess On-Call Capacity | 98.67 | per yard, Multifamily customers only |
| Subscription On-Call Capacity | 98.67 | per yard |
| Bin Overflow | 105.25 | per yard |
| Return for Inaccessible Containers | 52.62 | over 2 times per year |
| Lock Fee Greater of: | 26.31 | per month per enclosure |
| | 10.53 | per month per container |
| Composting Bin Delivery | 105.25 | |
| Reactivation Fee | 26.31 | after County approved service suspension |
| NSF Fee | 25.00 | bad check fee |
| Late Payment Fee | 1.5% | \$5.00 minimum not compounded |

EXHIBIT 1--APPROVED RATES AND CHARGES EFFECTIVE JANUARY 1, 2013

FORM 3B

COLLECTION SERVICE RATES

MFD & COMMERCIAL BIN RATES in the SVSWA

SOLID WASTE

NON-COMPACTED BINS

| CUBIC YARDS | Per Yard | MONTHLY RATE BASED ON SERVICES PER WEEK | | | | | |
|-------------|----------|---|----------|----------|----------|----------|----------|
| | | 1 | 2 | 3 | 4 | 5 | 6 |
| 1 | 153.42 | 153.42 | 306.84 | 460.26 | 613.68 | 767.10 | 920.52 |
| 1.5 | 138.07 | 207.11 | 414.21 | 621.32 | 828.42 | 1,035.53 | 1,242.63 |
| 2 | 122.73 | 245.46 | 490.92 | 736.38 | 981.84 | 1,227.30 | 1,472.76 |
| 3 | 118.13 | 354.39 | 708.78 | 1,063.17 | 1,417.56 | 1,771.95 | 2,126.34 |
| 4 | 113.53 | 454.12 | 908.24 | 1,362.36 | 1,816.48 | 2,270.60 | 2,724.72 |
| 6 | 108.93 | 653.58 | 1,307.16 | 1,960.74 | 2,614.32 | 3,267.90 | 3,921.48 |
| 8 | 104.32 | 834.56 | 1,669.12 | 2,503.68 | 3,338.24 | 4,172.80 | 5,007.36 |

At 25% of base rate At 50% base rate

| Extra Pick Up On routed day | Special Pick Up Non routed day |
|--------------------------------|-----------------------------------|
| 38.36 | 76.71 |
| 51.78 | 103.55 |
| 61.37 | 122.73 |
| 88.60 | 177.20 |
| 113.53 | 227.06 |
| 163.40 | 326.79 |
| 208.64 | 417.28 |

COMPACTED BINS

| CUBIC YARDS | Per Yard | MONTHLY RATE BASED ON SERVICES PER WEEK | | | | | |
|-------------|----------|---|----------|----------|----------|----------|-----------|
| | | 1 | 2 | 3 | 4 | 5 | 6 |
| 1 | 306.84 | 306.84 | 613.68 | 920.52 | 1,227.36 | 1,534.20 | 1,841.04 |
| 2 | 245.46 | 490.92 | 981.84 | 1,472.76 | 1,963.68 | 2,454.60 | 2,945.52 |
| 3 | 236.26 | 708.78 | 1,417.56 | 2,126.34 | 2,835.12 | 3,543.90 | 4,252.68 |
| 4 | 227.06 | 908.24 | 1,816.48 | 2,724.72 | 3,632.96 | 4,541.20 | 5,449.44 |
| 5 | 222.46 | 1,112.30 | 2,224.60 | 3,336.90 | 4,449.20 | 5,561.50 | 6,673.80 |
| 6 | 217.86 | 1,307.16 | 2,614.32 | 3,921.48 | 5,228.64 | 6,535.80 | 7,842.96 |
| 7 | 213.25 | 1,492.75 | 2,985.50 | 4,478.25 | 5,971.00 | 7,463.75 | 8,956.50 |
| 8 | 208.63 | 1,669.04 | 3,338.08 | 5,007.12 | 6,676.16 | 8,345.20 | 10,014.24 |

| Extra Pick Up On routed day | Special Pick Up Non routed day |
|--------------------------------|-----------------------------------|
| 76.71 | 153.42 |
| 122.73 | 245.46 |
| 177.20 | 354.39 |
| 227.06 | 454.12 |
| 278.08 | 556.15 |
| 326.79 | 653.58 |
| 373.19 | 746.38 |
| 417.26 | 834.52 |

Service Rate for multiple Bins shall be calculated by multiplying the Container size by the number of Containers.
Compacted rate is 2 times the uncompacted rate.

MFD/Commercial bin customers eligible for 1/2 of solid waste capacity in recycling bin or cart service at no charge.
Compacted solid waste counts as 2 times uncompacted for recycling calculation.

For example, (1) 4 cubic yard compacted solid waste bin eligible for (1) 4 cubic yard recyclables bin at no charge.

ADDITIONAL RECYCLING - BINS

| | |
|-------|-----------------------------|
| 42.52 | Per yard over free capacity |
|-------|-----------------------------|

For additional recycling carts and subscription green waste service, rates on Form 2 will apply.

PUSH RATES

| 1-25 ft | 26-49 ft | 50-75 ft | 76-100 ft | 101-125 ft | 126+ ft |
|---------|----------|----------|-----------|------------|---------|
| 26.58 | 53.15 | 79.73 | 106.30 | 132.88 | 159.45 |

All of the above rates are monthly except extra and special pickups.

| | | |
|------------------------------------|--------|--|
| Cleaning Fee | 119.59 | each bin |
| Additional Bin Exchange | 79.73 | each, in excess of 1 per year |
| Additional Bin Replacement | 478.35 | each, in excess of subscribed container quantity |
| Excess On-Call Capacity | 99.65 | per yard, Multifamily customers only |
| Subscription On-Call Capacity | 99.65 | per yard |
| Bin Overflow | 106.30 | per yard |
| Return for Inaccessible Containers | 53.15 | over 2 times per year |
| Lock Fee Greater of: | 26.58 | per month per enclosure |
| | 10.63 | per month per container |
| Composting Bin Delivery | 106.30 | |
| Reactivation Fee | 26.58 | after County approved service suspension |
| NSF Fee | 25.00 | bad check fee |
| Late Payment Fee | 1.5% | \$5.00 minimum not compounded |

EXHIBIT 1--APPROVED RATES AND CHARGES EFFECTIVE JANUARY 1, 2013

FORM 4A

COLLECTION SERVICE RATES

MFD & COMMERCIAL ROLL-OFF RATES in the MRWMD

**SOLID WASTE
NON-COMPACTED BOXES**

| CUBIC YARDS | PER PULL |
|-------------|----------|
| up to 6 | 333.84 |
| 7-8 | 384.84 |
| 9-10 | 435.60 |
| 11-15 | 486.35 |
| 16-20 | 522.42 |
| 21-30 | 592.96 |
| 31-40 | 724.68 |
| 41-50 | 867.64 |

**SOLID WASTE
COMPACTED BOXES**

| CUBIC YARDS | PER PULL |
|-------------|----------|
| up to 6 | 446.67 |
| 7-10 | 498.21 |
| 11-15 | 599.20 |
| 16-20 | 700.19 |
| 21-30 | 828.86 |
| 31-40 | 960.21 |
| 41-50 | 1,152.50 |

Rates include all disposal

Minimum weekly service, up to 6 times per week

| | | |
|-------------------------|----------|--|
| Relocation | 105.25 | |
| Dry Run | 157.87 | trip charge, no haul |
| Stand By | 210.49 | per hour |
| Stand By | 1,262.96 | per day |
| Composting Bin Delivery | 105.25 | |
| Reactivation Fee | 26.31 | after County approved service suspension |
| NSF Fee | 25.00 | bad check fee |
| Late Payment Fee | 1.5% | \$5.00 minimum not compounded |

All services are charged on a per occurrence basis.

MFD/Commercial box customers eligible for 1/2 of solid waste capacity in recyclables capacity at no charge.

Compacted solid waste counts as 2 times uncompacted for recycling calculation.

ADDITIONAL RECYCLING - BINS

| | |
|-------|-----------------------------|
| 42.09 | Per yard over free capacity |
|-------|-----------------------------|

ADDITIONAL RECYCLING - BOXES

Customers with 90% clean recyclables loads eligible for the following discounted haul rates

| | |
|-----|---|
| 50% | Loads greater than 1.5 but less than 2.5 tons |
| 75% | Loads greater than or equal to 2.5 tons |

EXHIBIT 1--APPROVED RATES AND CHARGES EFFECTIVE JANUARY 1, 2013

FORM 4B

COLLECTION SERVICE RATES

MFD & COMMERCIAL ROLL-OFF RATES in the SVSWA

**SOLID WASTE
NON-COMPACTED BOXES**

| CUBIC YARDS | PER PULL |
|-------------|----------|
| up to 6 | 387.94 |
| 7-8 | 440.84 |
| 9-10 | 514.33 |
| 11-15 | 587.79 |
| 16-20 | 675.96 |
| 21-30 | 700.84 |
| 31-40 | 856.37 |
| 41-50 | 1,067.43 |

**SOLID WASTE
COMPACTED BOXES**

| CUBIC YARDS | PER PULL |
|-------------|----------|
| up to 6 | 476.11 |
| 7-10 | 531.07 |
| 11-15 | 574.15 |
| 16-20 | 617.23 |
| 21-30 | 1,102.40 |
| 31-40 | 1,115.48 |
| 41-50 | 1,337.33 |

Rates include all disposal
Minimum weekly service, up to 6 times per week

| | | |
|-------------------------|----------|--|
| Relocation | 106.30 | |
| Dry Run | 159.45 | trip charge, no haul |
| Stand By | 212.60 | per hour |
| Stand By | 1,275.61 | per day |
| Composting Bin Delivery | 106.30 | |
| Reactivation Fee | 26.58 | after County approved service suspension |
| NSF Fee | 25.00 | bad check fee |
| Late Payment Fee | 1.5% | \$5.00 minimum not compounded |

All services are charged on a per occurrence basis.

MFD/Commercial box customers eligible for 1/2 of solid waste capacity in recyclables capacity at no charge.
Compacted solid waste counts as 2 times uncompacted for recycling calculation.

ADDITIONAL RECYCLING - BINS

| | |
|-------|-----------------------------|
| 42.52 | Per yard over free capacity |
|-------|-----------------------------|

ADDITIONAL RECYCLING - BOXES

Customers with 90% clean recyclables loads eligible for the following discounted haul rates

| | |
|-----|---|
| 50% | Loads greater than 1.5 but less than 2.5 tons |
| 75% | Loads greater than or equal to 2.5 tons |

EXHIBIT 1--APPROVED RATES AND CHARGES EFFECTIVE JANUARY 1, 2013

FORM 5

COLLECTION SERVICE RATES

TEMPORARY ON-CALL BIN AND ROLL-OFF COLLECTION SERVICE

**SOLID WASTE
BINS**

| CUBIC YARDS | PER PULL |
|-------------|----------|
| 1 | 98.69 |
| 1.5 | 124.08 |
| 2 | 149.46 |
| 3 | 224.18 |
| 4 | 286.42 |
| 6 | 410.88 |
| 8 | 522.84 |

**SOLID WASTE
NON-COMPACTED BOXES**

| CUBIC YARDS | PER PULL |
|-------------|----------|
| up to 6 | 270.27 |
| 7-10 | 293.78 |
| 11-20 | 352.53 |
| 21-30 | 434.78 |
| 31-40 | 528.79 |
| 41-50 | 623.86 |

Customers may keep On-Call Bins and Roll-off Containers for five (5) Work Days, not counting the delivery and removal days.

**SOLID WASTE
COMPACTED BOXES**

| CUBIC YARDS | PER PULL |
|-------------|----------|
| up to 6 | 337.84 |
| 7-10 | 367.21 |
| 11-15 | 403.94 |
| 16-20 | 440.66 |
| 21-30 | 543.48 |
| 31-40 | 660.99 |
| 41-50 | 778.50 |

Compacted boxes refers to customer-owned compactors

Provided on a temporary or irregular basis.

| | | |
|-------------------------|----------|---|
| Relocation | 105.76 | |
| Dry Run | 158.64 | trip charge, no haul |
| Demurrage Per Day | 10.58 | temporary rental, after five (5) days, not including delivery and removal days |
| Stand By | 211.52 | per hour |
| Stand By | 1,269.10 | per day |
| Composting Bin Delivery | 105.76 | |
| Reactivation Fee | 26.44 | after County approved service suspension |
| NSF Fee | 25.00 | bad check fee |
| Late Payment Fee | 1.5% | \$5.00 minimum not compounded |

All services are charged on a per occurrence basis.

Note: All Bin, compacted box and non-compacted box per pull service rates consist of collection rates and franchise fees only; disposal will be based on actual disposal costs plus a 10% franchise fee. The total customer rate will be the pull rate (collection and franchise fee), and disposal and the disposal franchise fee.

RECYCLING CAPACITY - BINS

| | |
|-------|----------|
| 42.30 | Per yard |
|-------|----------|

RECYCLING CAPACITY - ROLL-OFF

Customers with 90% clean recyclables loads eligible for the following discounted haul rates

| | |
|-----|---|
| 50% | Loads greater than 1.5 but less than 2.5 tons |
| 75% | Loads greater than or equal to 2.5 tons |

EXHIBIT 1--APPROVED RATES AND CHARGES EFFECTIVE JANUARY 1, 2013

FORM 6A

COLLECTION SERVICE RATES

SPECIAL EVENT RATES in the MRWMD

**SOLID WASTE
BINS**

| CUBIC YARDS | PER LIFT |
|-------------|----------|
| 1 | 104.21 |
| 1.5 | 138.34 |
| 2 | 160.47 |
| 3 | 240.72 |
| 4 | 308.45 |
| 6 | 443.92 |
| 8 | 566.88 |

**SOLID WASTE
NON-COMPACTED BOXES**

| CUBIC YARDS | PER PULL |
|-------------|----------|
| up to 6 | 333.84 |
| 7-10 | 384.84 |
| 11-20 | 522.42 |
| 21-30 | 592.96 |
| 31-40 | 724.68 |
| 41-50 | 867.64 |

Rates include all disposal

Special Event Collection Service eligible for equal solid waste capacity in recycling at no charge

ADDITIONAL RECYCLING - BINS

| | |
|-------|-----------------------------|
| 42.09 | Per yard over free capacity |
|-------|-----------------------------|

ADDITIONAL RECYCLING - BOXES

Customers with 90% clean recyclables loads eligible for the following discounted haul rates

| | |
|-----|---|
| 50% | Loads greater than 1.5 but less than 2.5 tons |
| 75% | Loads greater than or equal to 2.5 tons |

| | | |
|--------------------|----------|--|
| Relocation | 105.25 | |
| Dry Run | 157.87 | trip charge, no haul |
| Stand By | 210.49 | per hour |
| Stand By | 1,262.96 | per day |
| Cleaning Fee | 118.41 | each container |
| Container Overflow | 105.25 | per yard |
| Lock Fee | 26.31 | per enclosure |
| | 10.53 | per container |
| Reactivation Fee | 26.31 | after County approved service suspension |
| NSF Fee | 25.00 | bad check fee |
| Late Payment Fee | 1.5% | \$5.00 minimum not compounded |

All services are charged on a per occurrence basis.

EXHIBIT 1--APPROVED RATES AND CHARGES EFFECTIVE JANUARY 1, 2013

FORM 6B

COLLECTION SERVICE RATES

SPECIAL EVENT RATES in the SVSWA

**SOLID WASTE
BINS**

| CUBIC YARDS | PER LIFT |
|-------------|----------|
| 1 | 153.42 |
| 1.5 | 207.11 |
| 2 | 245.46 |
| 3 | 354.39 |
| 4 | 454.10 |
| 6 | 653.54 |
| 8 | 834.57 |

**SOLID WASTE
NON-COMPACTED BOXES**

| CUBIC YARDS | PER PULL |
|-------------|----------|
| up to 6 | 387.94 |
| 7-10 | 440.84 |
| 11-20 | 675.96 |
| 21-30 | 700.84 |
| 31-40 | 856.37 |
| 41-50 | 1,067.43 |

Rates include all disposal

Special Event Collection Service eligible for equal solid waste capacity in recycling at no charge

ADDITIONAL RECYCLING - BINS

| | |
|-------|-----------------------------|
| 42.52 | Per yard over free capacity |
|-------|-----------------------------|

ADDITIONAL RECYCLING - BOXES

Customers with 90% clean recyclables loads eligible for the following discounted haul rates

| | |
|-----|---|
| 50% | Loads greater than 1.5 but less than 2.5 tons |
| 75% | Loads greater than or equal to 2.5 tons |

| | | |
|-----------------------------|-----------------|--|
| Relocation | 106.30 | |
| Dry Run | 159.45 | trip charge, no haul |
| Stand By | 212.60 | per hour |
| Stand By | 1,275.61 | per day |
| Cleaning Fee | 119.59 | each container |
| Container Overflow | 106.30 | per yard |
| Lock Fee Greater of: | 26.58 | per enclosure |
| | 10.63 | per container |
| Reactivation Fee | 26.58 | after County approved service suspension |
| NSF Fee | 25.00 | bad check fee |
| Late Payment Fee | 1.5% | \$5.00 minimum not compounded |

All services are charged on a per occurrence basis.

EXHIBIT 1--APPROVED RATES AND CHARGES EFFECTIVE JANUARY 1, 2013**FORM 7****MAXIMUM RATES****EMERGENCY SERVICE RATES****EMPLOYEES**

| Labor Position | Hourly Rate |
|-----------------------|--------------------|
| Driver | 158.64 |
| Supervisor | 185.08 |
| Helper | 105.76 |

EQUIPMENT

| Equipment Type | Make & Model | Hourly Rate |
|--|-------------------------|--------------------|
| Side Loader | Autocar | 158.64 |
| Commercial Front End Loader | Autocar | 185.08 |
| Rear End Loader | Autocar | 158.64 |
| Roll Off | Autocar | 158.64 |
| Flat Bed Truck | Autocar | 79.32 |
| Collection Vehicle Travel Costs per Mile | | 7.41 |

EXHIBIT 1--APPROVED RATES AND CHARGES EFFECTIVE JANUARY 1, 2013

FORM 8

DISPOSAL COSTS PER GALLON AND CUBIC YARD

| Form | 2012 Disposal Cost | Disposal Increase | 2013 Disposal Cost |
|---|--------------------------|----------------------|--------------------------|
| Form 1 the average disposal cost per gallon. | \$0.0335 | 2.67% | \$0.0344 |
| Form 2 the average disposal cost per gallon. | \$0.0335 | 2.67% | \$0.0344 |
| Form 3A the average disposal cost per cubic yard in MRWMD. | \$3.6186 | 0.00% | \$3.6186 |
| Form 3B the average disposal cost per cubic yard in SVSWA. | \$4.8379 | 4.69% | \$5.0648 |
| Form 3B the average processing and transportation cost per cubic yard via Transfer Station. | \$1.7840 | 4.69% | \$1.8677 |
| Form 4A the average disposal cost per cubic yard in MRWMD. | \$3.6186 | 0.00% | \$3.6186 |
| Form 4B the average disposal cost per cubic yard in SVSWA. | \$4.8379 | 4.69% | \$5.0648 |
| Form 4B the average processing and transportation cost per cubic yard via Transfer Station. | \$1.7840 | 4.69% | \$1.8677 |
| Form 6A the average disposal cost per cubic yard in MRWMD. | \$3.6186 | 0.00% | \$3.6186 |
| Form 6B the average disposal cost per cubic yard in SVSWA. | \$4.8379 | 4.69% | \$5.0648 |
| Form 6B the average processing and transportation cost per cubic yard via Transfer Station. | \$1.7840 | 4.69% | \$1.8677 |

This form reflects the change in Tipping fee only. ***This tab is informational only*** - Source is RRI Disposal Pct.

The disposal cost for Forms 1 & 2 have blended the disposal cost of both JPA's in order to achieve uniform rates countywide.

MRWMD does not have a known tipping fee increase effective 1/1/13.

Disposal costs listed above do not factor in the disposal cost for white goods, mattresses, e-waste, bulkies, special waste, batteries, oil as some