


MONTEREY COUNTY
RESOURCE MANAGEMENT AGENCY

DEPARTMENT OF PUBLIC WORKS

BOOK ONE

**NOTICE TO BIDDERS
AND
SPECIAL PROVISIONS**

**CSA 25 STREET IMPROVEMENTS
PROJECT NO. 13-812527**




COVER SHEET

BOOK ONE

NOTICE TO BIDDERS AND SPECIAL PROVISIONS

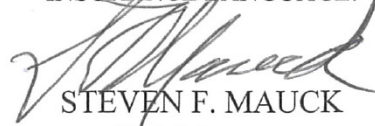
CSA 25 STREET IMPROVEMENTS
PROJECT NO. 13-812527

APPROVED AS TO FORM:



CYNTHIA L. HASSON
Deputy County Counsel

APPROVED AS TO INDEMNITY/
INSURANCE LANGUAGE:



STEVEN F. MAUCK
Risk Manager

APPROVED AS TO FISCAL TERMS:



GARY GIBONEY
Chief Deputy Auditor Controller

TITLE SHEET

BOARD OF SUPERVISORS
COUNTY OF MONTEREY
STATE OF CALIFORNIA

Fernando Armenta, Chair
Dave Potter
Louis R. Calcagno
Simón Salinas
Jane B. Parker

Lew C. Bauman, P.E., Ph.D., County Administrative Officer
Benny J. Young, P.E. Resource Management Agency Director
Robert K. Murdoch, P.E., Director of Public Works
Paul H. Greenway, P.E., Assistant Director of Public Works

Jonathan L. Pascua, P.E., Senior Civil Engineer
Dirk Medema, P.E., Project Manager

NOTICE TO BIDDERS
AND
SPECIAL PROVISIONS

**CSA 25 STREET IMPROVEMENTS
PROJECT NO. 13-812527**

IN

MONTEREY COUNTY

FOR USE IN CONNECTION WITH STANDARD SPECIFICATIONS, DATED MAY 2006, THE STANDARD PLANS, DATED MAY 2006, INCLUDING ISSUED AMENDMENTS THROUGH OCTOBER 19, 2012; THE CURRENT LABOR SURCHARGE EQUIPMENT RENTAL RATES, OF THE STATE OF CALIFORNIA, DEPARTMENT OF TRANSPORTATION, BUSINESS AND TRANSPORTATION AGENCY; THE CURRENT GENERAL PREVAILING WAGE DETERMINED BY THE DIRECTOR OF INDUSTRIAL RELATIONS IS ON FILE WITH THE DEPARTMENT OF PUBLIC WORKS.

168 W. Alisal Street 2nd Floor
Salinas, CA 93901-2438
(831) 755-4800

TABLE OF CONTENTS

COVER SHEET.....1

TITLE SHEET.....2

TABLE OF CONTENTS3

SIGNATURE SHEET5

NOTICE TO BIDDERS6

SECTION 1 – DEFINITION AND TERMS.....8

 1-1.01 SPECIFICATIONS AND PLANS:8

 1-1.02 INTERPRETATION OF STANDARD SPECIFICATIONS:8

 1-1.03 DEFINITIONS:8

SECTION 2 - BIDDING.....9

 2-1.01 GENERAL:.....9

 2-1.02 SUBCONTRACTORS LIST:9

 2-1.03 JOB SITE AND DOCUMENT EXAMINATION:10

 2-1.04 GOOD-FAITH EFFORT TO EMPLOY RESIDENTS OF MONTEREY BAY AREA:10

SECTION 3. CONTRACT AWARD AND EXECUTION.....12

 3-1.01 GENERAL:.....12

 3-1.02 CONTRACT BONDS (PUB. CONT. CODE 10221 AND 10222):12

SECTION 4 - PROSECUTION AND PROGRESS13

 4-1 BEGINNING OF WORK, TIME OF COMPLETION, AND LIQUIDATED DAMAGES:13

 4-2 PRE-CONSTRUCTION CONFERENCE:13

 4-3 ARCHAEOLOGICAL DISCOVERIES:13

SECTION 5 - GENERAL13

SECTION 5-1 - MISCELLANEOUS.....13

 5-1.01 LABOR NON DISCRIMINATION:13

 5-1.02 LABOR CODE REQUIREMENT:14

 5-1.03 GENERAL PREVAILING WAGE RATES:14

 5-1.04 WORKERS’ COMPENSATION AND EMPLOYER’S LIABILITY INSURANCE:14

 5-1.05 PUBLIC SAFETY:14

 5-1.06 REMOVAL OF ASBESTOS AND HAZARDOUS SUBSTANCE:14

 5-1.07 CONTRACTOR’S LICENSING LAWS:15

 5-1.08 SUBCONTRACTING:15

 5-1.09 PROMPT PROGRESS PAYMENT TO SUBCONTRACTORS:15

 5-1.10 PAYMENTS:16

 5-1.11 ARBITRATION:16

 5-1.12 INDEMNIFICATION AND INSURANCE:18

 5-1.13 AREAS FOR CONTRACTOR’S USE:19

 5-1.14 PAYROLL RECORDS:20

 5-1.15 SURFACE MINING AND RECLAMATION ACT:20

SECTION 6 - (BLANK)21

SECTION 7 - (BLANK)21

SECTION 8 - MATERIALS21

| | |
|---|-----------|
| SECTION 8-1 - MISCELLANEOUS | 21 |
| 8-1.01 GENERAL:..... | 21 |
| SECTION 9 - DESCRIPTION OF WORK | 21 |
| SECTION 10 - CONSTRUCTION DETAILS | 21 |
| SECTION 10-1 - GENERAL | 21 |
| 10-1.01 ORDER OF WORK:..... | 21 |
| 10-1.02 PROJECT APPEARANCE:..... | 21 |
| 10-1.03 WATER POLLUTION CONTROL: | 22 |
| 10-1.04 CONSTRUCTION SITE MANAGEMENT:..... | 28 |
| 10-1.05 STREET SWEEPING: | 42 |
| 10-1.06 TEMPORARY DRAINAGE INLET PROTECTION: | 43 |
| 10-1.07 PROGRESS SCHEDULE:..... | 55 |
| 10-1.08 OBSTRUCTIONS:..... | 55 |
| 10-1.09 CONSTRUCTION AREA TRAFFIC CONTROL DEVICES:..... | 55 |
| 10-1.10 MAINTAINING TRAFFIC:..... | 57 |
| 10-1.11 CLOSURE REQUIREMENTS AND CONDITIONS: | 58 |
| 10-1.12 TRAFFIC CONTROL SYSTEM FOR LANE CLOSURE: | 59 |
| 10-1.13 PORTABLE CHANGEABLE MESSAGE SIGN:..... | 61 |
| 10-1.14 EXISTING HIGHWAY FACILITIES:..... | 61 |
| 10-1.15 CLEARING AND GRUBBING: | 62 |
| SECTION 11 – ENVIRONMENTAL STEWARDSHIP | 62 |
| 11-1.01 GENERAL:..... | 62 |
| 11-1.02 NOISE AND VIBRATION: | 62 |
| 11-1.03 AIR QUALITY:..... | 63 |
| SECTION 12 (BLANK) | 63 |
| SECTION 13 (BLANK) | 63 |
| SECTION 14 (BLANK) | 63 |
| SECTION 15 – SAMPLE CONTRACT | 64 |
| SAMPLE CONTRACT | 64 |
| PAYMENT BOND | 68 |
| PERFORMANCE BOND | 70 |

COUNTY OF MONTEREY
DEPARTMENT OF PUBLIC WORKS

NOTICE TO BIDDERS

Sealed bids will be received at the OFFICE OF THE COUNTY CLERK OF THE COUNTY OF MONTEREY, 168 W. ALISAL STREET 1ST FLOOR, SALINAS, CALIFORNIA 93901 (MAILING ADDRESS: P O BOX 1728, SALINAS CA 93902-1728), until 3:00 p.m., on June 13, 2013, for the

CSA 25 STREET IMPROVEMENTS
PROJECT NO. 13-812527

as shown on the plans, at which time they will be publicly opened and read in the Board of Supervisors' Conference Room 1032.

The work to be done consists of installing speed tables on Valley Greens Drive and replacement of sidewalk, curb and gutter at various locations in the vicinity of Quail Lodge. The Engineer's Estimate for this project is \$105,680.

The Bidder shall possess either a valid Class A license or a combination of Class C-8, C-12, C-31 and C-32 licenses, at the time this contract is awarded.

A bidder's bond, issued by an admitted corporate surety company in an amount equal to at least ten percent of the amount bid, must accompany the bid.

The successful bidder shall furnish a payment bond and a performance bond each in the amount of 100 percent of the Contract.

The Contract Documents are available ELECTRONICALLY and can be downloaded for free at the following Monterey County website: <http://www.co.monterey.ca.us/publicworks/bids.htm>. Plan holders must register before they can view or download the documents. A copy of the electronic files on compact-disc (CD) is also available at MONTEREY COUNTY DEPARTMENT OF PUBLIC WORKS, 168 W. ALISAL STREET, 2ND FLOOR, SALINAS, CALIFORNIA 93901 for a nonrefundable fee of \$5.00. The electronic files can be used to print the project plans, project specifications, and other such documents at various printing companies.

Pursuant to Section 5.08.120 of the Monterey County Code, all contractors and subcontractors providing work, laborers, or materialmen on the project shall make a good-faith effort to employ qualified individuals who are, and have been for at least one (1) year out of the past three (3) years prior to the opening of bids residents of the Monterey Bay Area in sufficient numbers so that no less than fifty percent (50%) of the contractor's total construction work force, on the project, including any subcontractor work force (with exception of specialty subcontractor items identified in the bid items) measured in labor work hours is comprised of Monterey Bay Area residents.

Pursuant to Section 1773 of the Labor Code, the general prevailing wage rates in the county, or counties, in which the work is to be done have been determined by the Director of the California Department of Industrial Relations and are available at the Department of Public Works, 168 W.

Alisal Street, 2nd Floor, Salinas, CA 93901, and available from the California Department of Industrial Relations' Internet web site at <http://www.dir.ca.gov/DLSR/PWD>.

Pursuant to Public Contract Code section 22300, the Contractor may substitute securities for any moneys withheld by the County to ensure performance under the contract.

The County reserves the right to reject any or all bids or to waive any irregularities or informalities in any bids or in the bidding.

Date: May 21, 2013

ROBERT K. MURDOCH, P.E.
DIRECTOR OF PUBLIC WORKS
COUNTY OF MONTEREY

RESOURCE MANAGEMENT AGENCY
DEPARTMENT OF PUBLIC WORKS
COUNTY OF MONTEREY
STATE OF CALIFORNIA

SPECIAL PROVISIONS

**CSA 25 STREET IMPROVEMENTS
PROJECT NO. 13-812527**

SECTION 1 – DEFINITION AND TERMS

1-1.01 SPECIFICATIONS AND PLANS:

The work embraced herein shall be done in accordance with the Standard Specifications and Standard Plans, dated May 2006, of the State of California, Department of Transportation, as amended, insofar as the same may apply and in accordance with the following Special Provisions:

In case of conflict between the Standard Specifications and these Special Provisions, the Special Provisions shall take precedence over and be used in lieu of such conflicting portions. The listing of certain salient sections from the Standard Specifications and these Special Provisions shall not in any way relieve the Contractor of complying with each and every section of the Standard Specifications.

Amendments to the Standard Specifications set forth in these special provisions shall be considered as part of the Standard Specifications for the purposes set forth in Section 5-1.04, "Contract Components" of the Standard Specifications. Whenever either the term "Standard Specifications is amended" or the term "Standard Specifications are amended" is used in the special provisions, the indented text or table following the term shall be considered an amendment to the Standard Specifications. In case of conflict between such amendments and the Standard Specifications, the amendments shall take precedence over and be used in lieu of the conflicting portions.

1-1.02 INTERPRETATION OF STANDARD SPECIFICATIONS:

For the purpose of this Contract, certain terms or pronouns in place of them used throughout the Standard Specifications, shall be interpreted as follows: Attention is directed to Section 1, "Definition and Terms," of the Standard Specifications and these Special Provisions:

1-1.03 DEFINITIONS:

The following terms defined in Section 1, "Definitions and Terms," of the Standard Specifications shall be interpreted to have the following meaning and intent:

| | |
|-------------|--|
| State: | County of Monterey |
| Department: | The Monterey County Department of Public Works |
| Director: | Chair of the Board of Supervisors |

Engineer: Director of Public Works of Monterey County, acting either directly or through properly authorized agents, such agents acting within the scope of the particular duties entrusted to them.

Laboratory: Any established laboratory designated by the Engineer to test materials and work involved in the Contract.

Attorney General: County Counsel of Monterey County

1-1.04 DEFINITIONS IN SPECIAL PROVISIONS:

Whenever in the Special Provisions and other contract documents, the following terms, or pronouns in place of them are used, the intent and meaning shall be interpreted as follows:

Clerk of the Board: The Clerk of the Monterey County Board of Supervisors

Director of Public Works: The Director of Public Works of Monterey County.

SECTION 2 - BIDDING

2-1.01 GENERAL:

The bidder's attention is directed to the provisions in Section 2, "Bidding," of the Standard Specifications and these Special Provisions for the requirements and conditions which he must observe in the preparation and the submission of the bid.

The Bidder's Bond form mentioned in the last paragraph in Section 2-1.13, "Bidder's Security," of the Standard Specifications will be found in the Bid Form, Book Two. Bidder's security in the form of cashier's check or certified check shall be made payable to the County of Monterey.

In conformance with Public Contract Code Section 7106, a Noncollusion Declaration is included in the Bid Form, Book Two. Signing the Bid shall also constitute signature of the Noncollusion Declaration.

This Contract will require a Class "A" contractor's license or a combination of Class C-8, C-12, C-31 and C-32 licenses.

2-1.02 SUBCONTRACTORS LIST:

Each bid shall have listed therein the name and address of each Subcontractor to whom the bidder proposes to subcontract portions of the work in an amount in excess of one-half of one percent of his total bid or \$10,000, whichever is greater, in accordance with the Subletting and Subcontracting Fair Practices Act, commencing with Section 4100 of the Public Contract Code.

The bidder's attention is directed to other provisions of said Act related to the imposition of penalties for a failure to observe its provisions by using unauthorized Subcontractors or by making unauthorized substitutions.

A sheet for listing the Subcontractors, as required herein by law, is included in the Bid.

2-1.03 JOB SITE AND DOCUMENT EXAMINATION:

The bidder shall examine carefully the site of the work contemplated, the specifications, and the proposal and contract forms therefor. The submission of a bid shall be conclusive evidence that the bidder has investigated and is satisfied as to the general and local conditions to be encountered, as to the character, quality and scope of work to be performed, the quantities of materials to be furnished and as to the requirements of the proposal, plans, specifications and the contract.

The submission of a bid shall also be conclusive evidence that the bidder is satisfied as to the character, quality and quantity of surface and subsurface materials or obstacles to be encountered insofar as this information was reasonably ascertainable from an inspection of the site as well as from the specifications made a part of the contract.

All bidder inquiries about the meaning or intent of the Contract Documents submitted to the Engineer shall be in writing. Replies to the inquiries will be in the form of addenda and will be mailed, faxed, or delivered to all parties recorded by the Engineer as having received the bidding documents. Issued addenda shall be considered as part of the Contract Documents. Bidder inquiries received less than ten (10) days prior to the date of bid opening will not be answered. Oral and other interpretations or clarifications will be without legal effect.

The County assumes no responsibility for conclusions or interpretations made by a bidder or contractor based on the information or data made available by the County. The County does not assume responsibility for representation made by its officers or agents before the execution of the contract concerning surface or subsurface conditions, unless that representation is expressly stated in the contract.

No conclusions or interpretations made by a bidder or contractor from the information and data made available by the County will relieve a bidder or contractor from properly fulfilling the terms of the contract.

2-1.04 GOOD-FAITH EFFORT TO EMPLOY RESIDENTS OF MONTEREY BAY AREA:

In accordance with Section 5.08.120 of the Monterey County Code, all contractors and subcontractors providing work, laborers, or materialmen on the project shall make a good-faith effort to employ qualified individuals who are, and have been for at least one (1) year out of the past three (3) years prior to the opening of bids residents of the Monterey Bay Area in sufficient numbers so that no less than fifty percent (50%) of the contractor's total construction work force, on the project, including any subcontractor work force (with exception of specialty subcontractor items identified in the bid items) measured in labor work hours is comprised of Monterey Bay Area residents. A certification form relating to compliance with Section 5.08.120 is furnished with the bid documents. You must complete the certification form and submit the certification form with the sealed bid. The Monterey County Board of Supervisors may deem your bid non-responsive for failure to abide by the good-faith local hiring provisions of Section 5.08.120.

If any contractor submitting a bid for a contract for public works of improvement fails to abide by the good-faith local employment provisions of this Section, the contractor may be declared by the Board to be a non-responsive bidder for purposes of this Chapter. If a contractor lists in his or her bid a subcontractor who is currently disqualified under the terms of this Section, the Board may declare said contractor to be a non-responsive bidder for purposes of this Chapter. If the

Board finds that a contractor to whom a contract for public works of improvement has been awarded has failed to comply with the good-faith employment provisions of this Section during the performance of the contract, the Board may disqualify the contractor from bidding on any County contract for public works of improvement for a period of one (1) year from the date of the Board's disqualification. A subsequent violation of this Section by a contractor may result in disqualification by the Board for a period of three (3) years from the date of the subsequent disqualification.

"Resident of Monterey Bay Area" means a person who resides within the boundaries of Monterey County, Santa Cruz County, or San Benito County.

A "good-faith effort" means the contractor will take the following or similar actions to recruit and maintain Monterey Bay Area residents as part of the construction workforce:

- Contact local recruitment sources, including local hiring halls, to identify qualified individuals who are Monterey Bay Area residents;
- Advertise for qualified Monterey Bay Area residents in trade papers, electronic/"on-line" sources, and a newspapers of general circulation in the Monterey Bay Area, unless time limits imposed by the County do not permit such advertising.
- If portions of the work are to be performed by subcontractors, identify qualified subcontractors whose work force includes Monterey Bay Area residents; and
- If current workforce does not exceed the fifty (50) percent local requirement, develop a written plan to recruit Monterey Bay Area residents as part of the construction workforce.

The Contractor shall keep an accurate record on a standardized form showing the name, place of residence, trade classifications, hours worked, proof of journeyman or apprenticeship status, per diem wages and benefits of each person employed by the contractor, the contractor's subcontractors, on the project, including full-time, part-time, permanent and temporary employees, make sure records are available to the County with submission of final certified payroll records prior to final payment.

The Contractor shall keep, and provide to the County, on forms acceptable to the County, an accurate record documenting compliance with this provision. Said records shall include; a listing by name and business address of all local recruitment sources contacted by the contractor, the date of the local recruitment contact and the identity of the person contacted, the trade and classification and number of hire referrals requested, the number of local hires made as a result of the contract, and the identity of business address of the person(s) hired pursuant to the contact.

At the conclusion of the project and at other intervals as may be deemed appropriate by the Engineer, the contractor shall provide a summary report of the percentage of actual labor work hours performed by Monterey Bay Area residents on the project.

Contractors and subcontractors are referred to the provisions of Section 5.08.120 of the Monterey County Code and the rules, regulations, and procedures adopted to implement Section 5.08.120, which are online at <http://library.municode.com/index.aspx?clientId=16111>.

SECTION 3. CONTRACT AWARD AND EXECUTION

3-1.01 GENERAL:

The bidder's attention is directed to the provisions in Section 3, "Contract Award and Execution," of the Standard Specifications and these special provisions for the requirements and conditions concerning award and execution of contract.

Bidders who wish to lodge a protest as to the award of the bid must do so before 5 p.m. of the 5th business day following the notice of intent to award the contract. Failure to timely file a written protest shall constitute a waiver of right to protest. Untimely protests will not be accepted or considered. Bid protests must be submitted, in writing, to: MONTEREY COUNTY DEPARTMENT OF PUBLIC WORKS TO THE ATTENTION OF THE PROJECT MANAGER/168 W ALISAL STREET FL2/SALINAS CA 93901-2438. Protests may be hand-delivered or sent via facsimile [(831)755-4958], certified postal mail, or E-mail to the attention of the project manager [The Project Manager's E-mail address may be obtained by calling (831) 755-4800]. Bid protests must include the project name and project number, a complete statement describing the basis for the bid protest, including a detailed statement of all legal and factual grounds for the protest, any documentation supporting the protestor's grounds for the protest, and the form of relief requested and the legal basis for such relief. The party lodging the protest must also include their contact information including mailing address, telephone number, and E-mail address.

If a valid protest is timely filed, the Department shall investigate the bid protest. The protested bidder shall have three (3) business days to respond to any Department of Public Works requests to provide additional information. The Department shall respond to the protesting party, stating its finding. The Department Director shall make a recommendation to the Board regarding the bid protest.

The award of the contract, if it be awarded, will be to the lowest responsible bidder whose bid complies with all the requirements prescribed.

In determining the lowest "responsible" Bidder, consideration shall be given to the general competency of Bidder in regards to the work covered by the bid.

The contract shall be executed by the successful bidder and shall be returned, together with the contract bonds and insurance certificates, to the MONTEREY COUNTY PUBLIC WORKS DEPARTMENT so that it is received within 10 days, not including Saturdays, Sundays and legal holidays, after the bidder has received the contract for execution. Failure to do so shall be just cause for forfeiture of the bid guaranty. The executed contract documents shall be delivered to the following address: MONTEREY COUNTY DEPARTMENT OF PUBLIC WORKS, 168 W. ALISAL ST, 2ND FL, SALINAS, CA, 93901-2438.

3-1.02 CONTRACT BONDS (PUB. CONT. CODE 10221 AND 10222):

In lieu of the second paragraph in Section 3-1.03 of the Standard Specifications, the following shall be inserted:

2. Performance bond to guarantee the faithful performance of the contract. This bond must be equal to at least 100 percent of the total bid.

The two bonds shall be written by an admitted corporate surety.

SECTION 4 - PROSECUTION AND PROGRESS

4-1 BEGINNING OF WORK, TIME OF COMPLETION, AND LIQUIDATED DAMAGES:

Attention is directed to the provisions in Section 8-1.03, "Beginning of Work;" in Section 8-1.06 "Time of Completion;" and in Section 8-1.07, "Liquidated Damages;" of the Standard Specifications.

The Contractor shall begin work within 15 calendar days of the issuance of the Notice to Proceed by the County of Monterey. This work shall be diligently prosecuted to completion before the expiration of 30 WORKING DAYS.

The Contractor shall pay to the County of Monterey the sum of \$1,500 per day, for each and every calendar day's delay in finishing the work in excess of the number of working days prescribed above.

4-2 PRE-CONSTRUCTION CONFERENCE:

After the issuance of the Notice to Proceed, a pre-construction conference shall be held at the office of the MONTEREY COUNTY DEPARTMENT OF PUBLIC WORKS, 855 E. LAUREL DRIVE, BUILDING D, SALINAS, CA, for the purpose of discussing with the Contractor the scope of work, Specifications, existing conditions, materials to be ordered, equipment to be used, and all essential matters pertaining to the prosecution of and the satisfactory completion of the project as required. The Contractor's representatives at this conference shall include all major superintendents for the work and may include major subcontractors.

4-3 ARCHAEOLOGICAL DISCOVERIES:

Attention is directed to Section 14-2.02, "Archaeological Resources," of the Standard Specifications. All articles of archaeological interest that may be uncovered by the Contractor during the progress of the work shall be reported immediately to the Engineer. The further operations of the Contractor with respect to the find shall be decided under the direction of the Engineer.

SECTION 5 - GENERAL

SECTION 5-1 - MISCELLANEOUS

5-1.01 LABOR NON DISCRIMINATION:

Attention is directed to the following Notice that is required by Chapter 5 of Division 4 of Title 2, California Code of Regulations.

NOTICE OF REQUIREMENT FOR NONDISCRIMINATION PROGRAM (GOV. CODE, SECTION 12990)

Your attention is called to the "Nondiscrimination Clause", set forth in Section 7-1.01A(4), "Labor Nondiscrimination," of the Standard Specifications, which is applicable to all nonexempt state contracts and subcontracts, and to the "Standard California Nondiscrimination Construction Contract Specifications" set forth therein. The Specifications are applicable to all nonexempt

state construction contracts and subcontracts of \$5,000 or more.

5-1.02 LABOR CODE REQUIREMENT:

Attention is directed to Section 7-1.01A(1), "Hours of Labor," of the Standard Specifications.

5-1.03 GENERAL PREVAILING WAGE RATES:

Attention is directed to Section 7-1.01A(2), "Prevailing Wage," of the Standard Specifications.

The general prevailing wage rates determined by the Director of Industrial Relations, for the county or counties in which the work is to be done, are available on the Internet at: <http://www.dir.ca.gov/dlsr/pwd/>. These wage rates are not included in the Bid book for the project. Changes, if any, to the general prevailing wage rates will be available at the same location.

The general prevailing rates of per diem, holiday, and overtime wages for each craft, classification, or type of worker needed to execute the contract are determined in accordance with Section 1770, et. seq., of the Labor Code; and the contractor shall comply with all applicable sections thereof.

The Contractor shall post the prevailing wage rates at the job site.

5-1.04 WORKERS' COMPENSATION AND EMPLOYER'S LIABILITY INSURANCE:

Attention is directed to Section 7-1.12B(3), "Workers' Compensation and Employer's Liability Insurance," of the Standard Specifications.

5-1.05 PUBLIC SAFETY:

The Contractor shall provide for the safety of traffic and the public in conformance with the provisions in Section 7-1.09, "Public Safety," of the Standard Specifications and these special provisions.

5-1.06 REMOVAL OF ASBESTOS AND HAZARDOUS SUBSTANCE:

When the presence of asbestos or hazardous substances are not shown on the plans or indicated in the specifications and the Contractor encounters materials which the Contractor reasonably believes to be asbestos or a hazardous substance as defined in Section 25914.1 of the Health and Safety Code, and the asbestos or hazardous substance has not been rendered harmless, the Contractor may continue work in unaffected areas reasonably believed to be safe. The Contractor shall immediately cease work in the affected area and report the condition to the Engineer in writing.

In conformance with Section 25914.1 of the Health and Safety Code, removal of asbestos or hazardous substances including exploratory work to identify and determine the extent of the asbestos or hazardous substance will be performed by separate contract.

If delay of work in the area, due to the presence of asbestos or hazardous substances, delays the current controlling operation, the delay will be considered as right of way delay and the Contractor will be compensated for the delay in conformance with the provisions in Section 8-1.09, "Delays," of the Standard Specifications.

The Department reserves the right to use other forces for exploratory work to identify and determine the extent of such material and for removing hazardous material from such area.

5-1.07 CONTRACTOR'S LICENSING LAWS:

Attention is directed to Section 7-1.01C, "Contractor's Licensing Laws," of the Standard Specifications.

5-1.08 SUBCONTRACTING:

No subcontract releases the Contractor from the contract or relieves the Contractor of their responsibility for a subcontractor's work.

If the Contractor violates Pub Cont Code § 4100 et seq., the County of Monterey may exercise the remedies provided under Pub Cont Code § 4110. The County of Monterey may refer the violation to the Contractors State License Board as provided under Pub Cont Code § 4111.

The Contractor shall perform work equaling at least 50 percent of the value of the original total bid with the Contractor's own employees and equipment, owned or rented, with or without operators.

Each subcontract must comply with the contract.

Each subcontractor must have an active and valid State contractor's license with a classification appropriate for the work to be performed (Bus & Prof Code, § 7000 et seq.).

Submit copies of subcontracts upon request by the Engineer.

Before subcontracted work starts, submit a Subcontracting Request form.

Do not use a debarred contractor; a current list of debarred contractors is available at the Department of Industrial Relations' Web site.

Upon request by the Engineer, immediately remove and not again use a subcontractor who fails to prosecute the work satisfactorily.

5-1.09 PROMPT PROGRESS PAYMENT TO SUBCONTRACTORS:

Attention is directed to the provisions in Sections 10262 and 10262.5 of the Public Contract Code and Section 7108.5 of the Business and Professions Code concerning prompt payment to subcontractors.

A prime contractor or subcontractor shall pay any subcontractor not later than 7 days of receipt of each progress payment in accordance with the provision in Section 7108.5 of the California Business and Professions Code concerning prompt payment to subcontractors. The 7 days is applicable unless a longer period is agreed to in writing. Any delay or postponement of payment over 30 days may take place only for good cause and with the agency's prior written approval. Any violation of Section 7108.5 shall subject the violating contractor or subcontractor to the penalties, sanction and other remedies of that section. This requirement shall not be construed to limit or impair any contractual, administrative, or judicial remedies otherwise available to the contractor or subcontractor in the event of a dispute involving late payment or nonpayment by the prime contractor, deficient subcontract performance, or noncompliance by a subcontractor.

5-1.10 PAYMENTS:

Attention is directed to Section 9-1.07, "Progress Payments," and 9-1.08, "Payment After Contract Acceptance," of the Standard Specifications and these special provisions.

In lieu of Section 9-1.07F, "Retentions," of the Standard Specifications, the following shall be inserted:

Progress payments shall not be made in excess of 95 percent of the actual work completed. County shall withhold five (5) percent from progress payments until final completion and acceptance of the project by the Board of Supervisors.

In lieu of Section 9-1.07C, "Materials On Hand," of the Standard Specifications, the following shall be inserted:

No progress payment will be made for any materials on hand which are furnished but not incorporated in the work.

5-1.11 ARBITRATION:

Section 9-1.10, "Arbitration," as defined in the Standard Specifications, is deleted from this contract. In lieu of arbitration, the following shall apply (from the Public Contract Code):

- A. Application of article; inclusion of article in plans and specifications (Public Contract Code, Section 20104):
 - 1a. This article applies to all public works claims of three hundred seventy-five thousand dollars (\$375,000) or less which arise between a Contractor and the County of Monterey.
 - 1b. This article shall not apply to any claims resulting from a contract between the Contractor and the County of Monterey when the public agency has elected to resolve any disputes pursuant to Article 7.1 (commencing with Section 10240) of Chapter 1 of Part 2, of the Public Contract Code).
 - 2a. "Public Work" has the same meaning as in Section 1101 of the Public Contract Code but does not include any work or improvement contracted for by the state or the Regents of the University of California.
 - 2b. "Claim" means a separate demand by the Contractor for (A) a time extension, (B) payment of money or damages arising from work done by or on behalf of the Contractor pursuant to the contract for a public work and payment of which is not otherwise expressly provided for or the claimant is not otherwise entitled to, or (C) an amount the payment of which is disputed by the local agency.
 - 3. The provisions of this article or a summary thereof shall be set forth in the plans or specifications for any work, which may give, rise to a claim under this article.
 - 4. This article applies only to contracts entered into on or after January 1, 1991.

B. Claims; requirements (Public Contracts Codes 20104.2):

For any claim subject to this article, the following requirements apply:

1. The claim shall be in writing and include the documents necessary to substantiate the claim. Claims must be filed on or before the date of final payment. Nothing in this subdivision is intended to extend the time limit or supersede notice requirements otherwise provided by contract for the filing of claims.
- 2a. For Claims of less than fifty thousand dollars (\$50,000), the local agency shall respond in writing to any written claim within 45 days of receipt of the claim, or may request, in writing, within 30 days of receipt of the claim, any additional documentation supporting the claim or relating to defenses or claims the local agency may have against the claimant.
- 2b. If additional information is thereafter required, it shall be requested and provided pursuant to this subdivision, upon mutual agreement of the local agency and the claimant.
- 2c. The local agency's written response to the claim, as further documented, shall be submitted to the claimant within 15 days after receipt of the further documentation or within a period of time no greater than that taken by the claimant in producing the additional information, whichever is greater.
- 3a. For claims of over fifty thousand dollars (\$50,000) and less than or equal to three hundred seventy-five thousand dollars (\$375,000), the local agency shall respond in writing to all written claims within 60 days of receipt of the claim, or may request, in writing, within 30 days of receipt of the claim, any additional documentation supporting the claim or relating to defenses or claims the local agency may have against the claimant.
- 3b. If additional information is thereafter required, it shall be requested and provided pursuant to this subdivision, upon mutual agreement of the local agency and the claimant.
- 3c. The local agency's written response to the claim, as further documented, shall be submitted to the claimant within 30 days after receipt of the further documentation, or within a period of time no greater than that taken by the claimant in producing the additional information or requested documentation, whichever is greater.
4. If the claimant disputes the local agency's written response, or the local agency fails to respond within the time prescribed, the claimant may so notify the local agency, in writing, either within 15 days of receipt of the local agency's response or within 15 days of the local agency's failure to respond within the time prescribed, respectively, and demand an informal conference to meet-and-confer for settlement of the issues in dispute. Upon a demand, the local agency shall schedule a meet-and-confer conference within 30 days for settlement of the dispute.

5. If following the meet-and-confer conference the claim or any portion remains in dispute, the claimant may file a claim pursuant to Chapter 1 (commencing with Section 900) and Chapter 2 (commencing with Section 910) of Part 3 of Division 3.6 of Title 1 of the Government Code. For purposes of those provisions, the running of the period of time within which a claim must be filed shall be tolled from the time the claimant submits his or her written claim pursuant to Section 915(a) of the Government Code until the time the claim is denied, including any period of time utilized by the meet and confer conference.
- C. Procedures for civil actions filed to resolve claims (Public Contracts Codes 20104.4): The following procedures are established for all civil actions filed to resolve claims subject to this article:
1. Within 60 days, but no earlier than 30 days, following the filing or responsive pleadings, the court shall submit the matter to nonbinding mediation unless waived by mutual stipulation of both parties. The mediation process shall provide for the selection within 15 days by both parties of a disinterested third person as mediator, shall be commenced within 30 days of the submittal, and shall be concluded within 15 days from the commencement of the mediation unless a time requirement is extended upon a good cause showing to the court.
 - 2a. If the matter remains in dispute, the case shall be submitted to judicial arbitration pursuant to Chapter 2.5 (commencing with Section 1141.10) Title 3 of Part 3 of the Code of Civil Procedure, notwithstanding Section 1141.11 of that code. The Civil Discovery Act of 1986 Article 3 (commencing with Section 2016) of Chapter 3 of Title 3 of Part 4 of the Code of Civil Procedure) shall apply to any proceeding brought under this subdivision consistent with the rules pertaining to judicial arbitration.
 - 2b. In addition to Chapter 2.5 (commencing with Section 1141.10) of Title 3 of Part 3 of the Code of Civil Procedure, (A) arbitrators shall, when possible, be experienced in construction law, and (B) any party appealing an arbitration award who does not obtain a more favorable judgment shall, in addition to payment of costs and fees under that chapter, also pay the attorney's fees on appeal of the other party.
- D. Payment by local agency of undisputed portion of claim; interest on arbitration award or judgment (Public Contracts Codes 20104.6):
1. The County of Monterey shall not fail to pay money as to any portion of a claim that is undisputed except as otherwise provided in the contract.
 2. In any suit filed under Section 20104.4, Monterey County shall pay interest at the legal rate on any arbitration award or judgment. The interest shall begin to accrue the date the suit is filed in a court of law.

5-1.12 INDEMNIFICATION AND INSURANCE:

Attention is directed to Section 7-1.12, "Indemnification and Insurance," of the Standard Specifications and these Special Provisions.

In addition to all the requirements in Section 7-1.12B (4)(b) of the Standard Specifications, the following additional requirements shall be met. An Additional Insured Endorsement to the Contractor's Liability insurance policy naming the County of Monterey, their officers, agents, and employees as additional insured's in the form approved by the County of Monterey shall also be furnished. A copy of the approved endorsement form may be obtained from the County of Monterey at the address to obtain bid packages as shown in the Notice to Bidders. The insurance afforded to the additional insured's is primary insurance and if the additional insured's have other insurance that might be applicable to any loss, the amount of this insurance shall not be reduced or prorated due to the existence of such other insurance.

The contractor's insurer agrees to waive subrogation claims against the County of Monterey, their officers, agents, and employees.

Evidence of insurance (Contractual Liability insurance and Additional Insured Endorsement) in compliance with the requirements herein shall be furnished to the County of Monterey by the Contractor with the Certificate of Insurance in the form as approved by the County of Monterey. A copy of the approved certificate form may be obtained from the County of Monterey at the address to obtain bid packages as shown in the Notice to Bidders. Certificates of insurance shall, without any qualification thereto, contain the following statement:

Should any of the described policies be canceled, modified, or reduced in limits before the expiration date thereof, the issuing company will mail 30 days' advance written notice to the named certificate holders.

The insurance shall be issued by a company or companies authorized to transact business in the State of California and shall have a rating of at least A- VII in accordance with the current Best's rating.

Insurance coverage in the minimum amounts set forth herein shall not be construed to relieve the Contractor for liability in excess of such coverage, nor shall it preclude the State of California or County of Monterey from taking such other actions as is available to them under any other provision of this contract (except retainage of money due to the Contractor) or otherwise in law.

Nothing in the contract is intended to create the public or any member thereof a third party beneficiary hereunder, nor is any term and condition or other provision of the contract intended to establish a standard of care owed to the public or any member thereof.

Prior to the execution of this Agreement by the County, Contractor shall file certificates of insurance with the County Contracts/Purchasing Department and with the County Director of Public Works, showing that the Contractor has in effect the insurance required by this Agreement. The Contractor shall file a new or amended certificate of insurance promptly after any change is made in any insurance policy that would alter the information of the certificate then on file. Acceptance or approval of insurance shall in no way modify or change the indemnification clause in this Agreement, which shall continue in full force and effect.

5-1.13 AREAS FOR CONTRACTOR'S USE:

Attention is directed to the requirements specified in Section 7-1.19, "Rights in Land and Improvements," of the Standard Specifications and these Special Provisions.

The County right-of-way shall be used only for purposes that are necessary to perform the required work. The Contractor shall not occupy the right-of-way, or allow others to occupy the right-of-way, for purposes that are not necessary to perform the required work.

There are no County-owned parcels adjacent to the right-of-way for the exclusive use of the Contractor within the contract limits. The Contractor shall secure at his own expense any area required for plant sites, storage of equipment or materials, or for other purposes.

Use of the Contractor's work areas and other County-owned property shall be at the Contractor's own risk, and the County shall not be held liable for any damage to or loss of materials or equipment located within such areas.

The Contractor shall obtain encroachment permits prior to occupying County-owned parcels outside the contract limits. The required encroachment permits may be obtained from the MONTEREY COUNTY DEPARTMENT OF PUBLIC WORKS, 168 W ALISAL STREET 2ND FLOOR, SALINAS, CA 93901-2438.

Residence trailers will not be allowed within the county right-of-way.

The Contractor shall remove all equipment, materials, and rubbish from the work areas and other County-owned property, which he occupies and shall leave the areas in a presentable condition, in accordance with the provisions in Section 4-1.02, "Final Cleaning Up," of the Standard Specifications.

The Contractor shall secure at his own expense any area required for plant sites, storage of equipment or materials, or for other purposes if sufficient area is not available to him within the contract limits.

5-1.14 PAYROLL RECORDS:

The Contractor's attention is directed to Section 7- 1.01A(3), "Payroll Records," of the Standard Specifications, and to the provisions of Labor Code, Section 1776 (Stats. 1978, Chapter 1249). The Contractor shall be responsible for the compliance with these provisions by his/her Subcontractors. The Contractor shall furnish the Engineer with certified payrolls and statement of benefits.

5-1.15 SURFACE MINING AND RECLAMATION ACT:

Attention is directed to the Surface Mining and Reclamation Act of 1975, commencing in Public Resources Code, Mining and Geology, Section 2710, which establishes regulations pertinent to surface mining operations.

Material from mining operations furnished for this project shall only come from permitted sites in compliance with the Surface Mining and Reclamation Act of 1975.

The requirements of this section shall apply to all materials furnished for the project, except for acquisition of materials in conformance with Section 4-1.05, "Use of Materials Found on the Work," of the Standard Specifications.

SECTION 6 - (BLANK)

SECTION 7 - (BLANK)

SECTION 8 - MATERIALS

SECTION 8-1 - MISCELLANEOUS

8-1.01 GENERAL:

Attention is directed to Section 6, "Control of Materials," of the Standard Specifications and these Special Provisions.

All materials required to complete the work under this contract shall be furnished by the Contractor.

SECTION 9 - DESCRIPTION OF WORK

In general, the project consists of installing speed tables on Valley Greens Drive and sidewalk, curb and gutter work at various locations in the vicinity of Quail Lodge.

Such other items or details, not mentioned above, that are required by the Standard Specifications, Standard Plans, or these Special Provisions, shall be performed, placed, constructed, or installed.

SECTION 10 - CONSTRUCTION DETAILS

SECTION 10-1 - GENERAL

10-1.01 ORDER OF WORK:

Order of work shall conform to the provisions in Section 5-1.05, "Order of Work," of the Standard Specifications and these special provisions.

Attention is directed to "Water Pollution Control" of these special provisions regarding the submittal and approval of the Water Pollution Control Program prior to performing work having potential to cause water pollution.

Attention is directed to "Maintaining Traffic" of these special provisions.

10-1.02 PROJECT APPEARANCE:

The Contractor shall maintain a neat appearance to the work. In any area visible to the public, the following shall apply:

- When practical, broken concrete shall be disposed of concurrently with its removal. If stock piling is necessary, the material shall be removed or disposed of weekly.
- The Contractor shall furnish trash bins for all debris from construction. Debris shall be placed in trash bins daily.

Full compensation for conforming to the provisions in this section not otherwise provided for,

shall be considered in prices paid for the various contract items of work involved and no additional compensation shall be allowed therefore.

10-1.03 WATER POLLUTION CONTROL:

GENERAL

Summary

Work activities must not disturb 1 or more acres of soil. Manage work activities to reduce the discharge of pollutants to surface waters, groundwater, or municipal separate storm sewer systems. including the work item shown in the verified Bid Item List for Prepare Water Pollution Control Program. WPCP preparation includes obtaining WPCP approval, amending the WPCP, and monitoring and inspecting WPC practices at the job site.

Do not start work until:

1. WPCP is approved
2. WPCP review requirements have been fulfilled. If the RWQCB requires time for WPCP review, allow 30 days for the RWQCB to review the WPCP as specified under "Submittals" of these special provisions.

A Storm Water Information Handout has been prepared for this contract and is available as described in "Supplemental Project Information" of these special provisions.

Definitions and Abbreviations

active and inactive areas: (1) Active areas have soil disturbing work activities occurring at least once within 14 days, and (2) Inactive areas are areas that have not been disturbed for at least 15 days.

BMPs: Best Management Practices are water pollution control practices.

construction phase: Construction phases are (1) Highway Construction including work activities for building roads and structures, (2) Plant Establishment including maintenance on vegetation installed for final stabilization, and (3) Suspension where work activities are suspended and areas are inactive.

Preparation Manual: The Department's "Storm Water Pollution Prevention Plan and Water Pollution Control Program Preparation Manual."

NPDES: National Pollutant Discharge Elimination System.

NOI: Notice of Intent.

QSD: Qualified SWPPP Developer.

QSP: Qualified SWPPP Practitioner.

RWQCB: Regional Water Quality Control Board.

SWPPP: Storm Water Pollution Prevention Plan.

SWRCB: State Water Resources Control Board.

WPC: Water Pollution Control.

WPC Manager: Water Pollution Control Manager. The WPC Manager implements water pollution control work described in the WPCP and oversees revisions and amendments to the WPCP.

WPCP: Water Pollution Control Program.

Submittals

Within 7 days after contract approval, start the following process for WPCP approval:

1. Submit 2 copies of the WPCP and allow 15 days for the Engineer's review. If revisions are required, the Engineer provides comments and specifies the date that the review stopped.
2. Change and resubmit the WPCP within 7 days of receipt of the Engineer's comments. The Engineer's review resumes when the complete WPCP is resubmitted.
3. When the Engineer approves the WPCP, submit an electronic and 3 printed copies of the approved WPCP.
4. If the RWQCB reviews the approved WPCP, the Engineer submits one copy of the approved WPCP to the RWQCB for their review and comment. RWQCBs requiring time to review WPCPs include:
5. If the Engineer requests changes to the WPCP based on RWQCB comments, amend the WPCP within 3 days.

Submit:

1. Stormwater training records including training dates and subject for employees and subcontractors. Include dates and subject for ongoing training, including tailgate meetings.
2. Employee training records:
 - 2.1. Within 5 days of WPCP approval for existing employees
 - 2.2. Within 5 days of training for new employees
 - 2.3. At least 5 days before subcontractors start work for subcontractor's employees

Submit as required:

1. BMP Status Report
2. Inspection Reports

At least 5 days before operating any construction support facility, submit:

1. A plan showing the location and quantity of WPC practices associated with the construction support facility
2. A copy of the NOI approved by the RWQCB and the WPCP approved by the RWQCB if you will be operating a batch plant or a crushing plant under the General Industrial Permit

Quality Control and Assurance

Training

Provide storm water training for:

1. Project managers
2. Supervisory personnel

3. Employees involved with WPC work

Train all employees, including subcontractor's employees, in the following subjects:

1. WPC rules and regulations
2. Implementation and maintenance for:
 - 2.1. Temporary Soil Stabilization
 - 2.2. Temporary Sediment Control
 - 2.3. Tracking Control
 - 2.4. Wind Erosion Control
 - 2.5. Material pollution prevention and control
 - 2.6. Waste management
 - 2.7. Non-storm water management
 - 2.8. Identifying and handling hazardous substances
 - 2.9. Potential dangers to humans and the environment from spills and leaks or exposure to toxic or hazardous substances

Employees must receive initial WPC training before working on the project.

Conduct weekly training meetings covering:

1. WPC BMP deficiencies and corrective actions
2. BMPs that are required for work activities during the week
3. Spill prevention and control
4. Material delivery, storage, use, and disposal
5. Waste management
6. Non-storm water management procedures

You may obtain copies of the Preparation Manual from the Publication Distribution Unit. The mailing address for the Publication Distribution Unit is:

State of California
Department of Transportation
Publication Distribution Unit
1900 Royal Oaks Drive
Sacramento, California 95815
Telephone: (916) 445-3520

The Preparation Manual and other WPC references are available at the Department's "Construction Storm Water and Water Pollution Control" Web site. For the Web site, go to:

<http://www.dot.ca.gov/hq/construc/stormwater/stormwater1.htm>

If you operate construction support facilities, protect storm water systems or receiving waters from the discharge of potential pollutants by using WPC practices.

Construction support facilities include:

1. Staging areas
2. Storage yards for equipment and materials
3. Mobile operations
4. Batch plants for PCC and HMA
5. Crushing plants for rock and aggregate
6. Other facilities installed for your convenience such as haul roads

If you operate a batch plant to manufacture PCC, HMA, or other material; or a crushing plant to produce rock or aggregate; obtain coverage under the General Industrial Permit. You must be covered under the General Industrial Permit for batch plants and crushing plants located:

1. Outside of the job site
2. Within the job site that serve one or more contracts

Discharges from manufacturing facilities such as batch plants must comply with the general waste discharge requirements for Order No. 97-03-DWQ, NPDES General Permit No. CAS000001, issued by the SWRCB for "Discharge of Stormwater Associated with Industrial Activities Excluding Construction Activities." For the General Industrial Permit, go to:

<http://www.waterboards.ca.gov/>

Water Pollution Control Manager

Assign one WPC Manager to implement the WPCP. You may assign a different QSP to prepare the WPCP.

The WPC Manager must comply with the Permit (Order No. 2009-0009-DWQ, NPDES No. CAS000002) for a QSP by having at least one of the following qualifications:

1. Certified Erosion, Sediment and Storm Water Inspector (CESSWI)TM registered through Enviro Cert International, Inc.
2. Certified Inspector of Sediment and Erosion Control (CISEC) registered through CISEC, Inc.
3. Qualifications described in the Permit for a QSD
4. Department approved storm water management training described in the Department's "Construction Storm Water and Water Pollution Control" Web site

At the job site, the WPC Manager must:

1. Be responsible for WPC work
2. Be the primary contact for WPC work
3. Oversee the maintenance of WPC practices
4. Oversee and enforce hazardous waste management practices
5. Have the authority to mobilize crews to make immediate repairs to WPC practices
6. Ensure that all employees have current water pollution control training
7. Implement the approved WPCP and amend the WPCP when required

WPC Manager must oversee:

1. Inspections of WPC practices identified in the WPCP
2. Inspections for visual monitoring

WATER POLLUTION CONTROL PROGRAM

WPCP work includes preparing a WPCP, obtaining WPCP approval, amending the WPCP, and reporting on WPC practices at the job site. The WPCP must comply with the Preparation Manual. The WPCP is required by the provisions in Section 7-1.01G, "Water Pollution," of the Standard Specifications.

You may request, or the Engineer may order, changes to the WPC work. Changes may include the addition of new WPC practices. Additional WPC work will be paid for as extra work under Section 4-1.03D, "Extra Work," of the Standard Specifications.

The WPCP must include WPC practices:

1. For storm water and non-stormwater from areas outside of the job site related to project work activities such as:
 - 1.1. Staging areas
 - 1.2. Storage yards
 - 1.3. Access roads
2. For activities or mobile operations related to contractor obtained NPDES permits
3. Construction support facilities

The WPCP must include a copy of permits obtained by the Department such as Fish & Game permits, US Army Corps of Engineers permits, RWQCB 401 Certifications, and RWQCB Waste Discharge Requirements for Aerially Deposited Lead Reuse.

WPCP Amendments

You must amend the WPCP when:

1. Changes in work activities could affect the discharge of pollutants
2. WPC practices are added by change order work
3. WPC practices are added at your discretion

If you amend the WPCP, follow the same process specified for WPCP approval.

Retain a printed copy of the approved WPCP at the job site.

WPCP Schedule

The WPCP schedule must:

1. Describe when work activities will be performed that could cause the discharge of pollutants in storm water
2. Describe WPC practices associated with each construction phase
3. Identify soil stabilization and sediment control practices for disturbed soil areas

IMPLEMENTATION REQUIREMENTS

WPCP Implementation

Monitor the National Weather Service Forecast Office on a daily basis. For forecasts, go to:

<http://www.srh.noaa.gov/forecast>

Whenever you or the Engineer identifies a deficiency in the implementation of the approved WPCP:

1. Correct the deficiency immediately, unless the Engineer agrees to a later date for making the correction
2. Correct the deficiency before precipitation occurs

If you fail to correct the deficiency by the agreed date or before the onset of precipitation, the Department may correct the deficiency and deduct the cost of correcting the deficiency from payment.

Continue WPCP implementation during any temporary suspension of work activities.

Install WPC practices within 15 days or before predicted precipitation, whichever occurs first.

If actions for your convenience disturb 1 or more acres of soil, you must pay all costs and be responsible for all delays associated with submitting a SWPPP.

Inspection

The WPC Manager must oversee inspections for WPC practices identified in the WPCP:

1. Before a forecasted storm
2. After precipitation that causes site runoff
3. At 24-hour intervals during extended precipitation
4. On a predetermined schedule, a minimum of once a week

The WPC Manager must oversee daily inspections of:

1. Storage areas for hazardous materials and waste
2. Hazardous waste disposal and transporting activities
3. Hazardous material delivery and storage activities
4. WPC practices specified under "Construction Site Management" of these special provisions

The WPC Manager must use the Storm Water Site Inspection Report provided in the Preparation

Manual.

The WPC Manager must prepare BMP status reports that include the following:

1. Location and quantity of installed WPC practices
2. Location and quantity of disturbed soil for the active or inactive areas

Within 24 hours of finishing the weekly inspection, the WPC Manager must submit:

1. Copy of the completed site inspection report
2. Copy of the BMP status report

Reporting Requirements

If the following occur, notify the Engineer within 6 hours:

1. You identify discharges into receiving waters or drainage systems causing or potentially causing pollution
2. The project receives a written notice or order from a regulatory agency

No later than 48 hours after the conclusion of a storm event resulting in a discharge, a non-stormwater discharge, or receiving the notice or order, submit:

1. Date, time, location, and nature of the activity, type of discharge and quantity, and the cause of the notice or order
2. WPC practices used before the discharge, or before receiving the notice or order
3. Description of WPC practices and corrective actions taken to manage the discharge or cause of the notice

PAYMENT

The price paid for prepare water pollution control program shall include full compensation for preparing water pollution control program including furnishing all labor, materials, tools, equipment, and incidentals and for doing all the work involved in preparing, obtaining approval of, and amending the WPCP and inspecting water pollution control practices as specified in the Standard Specifications and these special provisions, and as directed by the Engineer.

The County does not pay for implementation of WPC practices in areas outside the County roadway way right-of-way not specifically provided for in the special provisions.

The County does not pay for WPC practices installed at your construction support facilities.

10-1.04 CONSTRUCTION SITE MANAGEMENT:

GENERAL

Summary

This work includes controlling potential sources of water pollution before they come in contact

with storm water systems or watercourses.

Control material pollution and manage waste and non-stormwater at the job site by implementing effective handling, storage, use, and disposal practices.

For information on documents specified in these special provisions, refer to the Preparation Manual, Dewatering Guide, and BMP Manual available at:

<http://www.dot.ca.gov/hq/construc/stormwater/stormwater1.htm>

Definitions and Abbreviations

active and inactive areas: (1) Active areas have soil disturbing work activities occurring at least once within 14 days, and (2) Inactive areas are areas that have not been disturbed for at least 15 days.

BMP Manual: The Department's Construction Site Best Management Practices (BMP) Manual.

CDPH: California Department of Public Health

Dewatering Guide: The Department's Field Guide to Construction Site Dewatering.

ELAP: Environmental Laboratory Accreditation Program

minor spills: Small quantities of oil, gasoline, paint, or other material that are small enough to be controlled by a first responder upon discovery of the spill.

MSDS: Material Safety Data Sheet

Preparation Manual: The Department's Storm Water Pollution Prevention Plan (SWPPP) and Water Pollution Control Program (WPCP) Preparation Manual.

semi-significant spills: Spills that can be controlled by a first responder with help from other personnel.

significant or hazardous spills: Spills that cannot be controlled by construction personnel.

WPC: Water Pollution Control

WPC Manager: Water Pollution Control Manager as defined under "Water Pollution Control" of these special provisions.

Submittals

Submit the following:

1. MSDS at least 5 days before material is used or stored
2. Monthly inventory records for material used or stored
3. Copy of written approval to discharge into a sanitary sewer system at least 5 days before beginning discharge activities

CONSTRUCTION

Spill Prevention and Control

Implement spill and leak prevention procedures for chemicals and hazardous substances stored at the job site. If you spill or leak chemicals or hazardous substances at the job site, you are responsible for all associated cleanup costs and related liability.

As soon as it is safe, contain and clean up spills of petroleum products, sanitary and septic waste substances listed under CFR Title 40, Parts 110, 117, and 302.

Minor Spills

Clean up minor spills using the following procedures:

1. Contain the spread of the spill
2. Recover the spilled material by absorption
3. Clean the contaminated area
4. Dispose of the contaminated material promptly and properly

Semi-significant Spills

Clean up semi-significant spills immediately by the following procedures:

1. Contain the spread of the spill
2. Recover the spilled material using absorption whenever a spill occurs on a paved surface or an impermeable surface
3. Contain the spill with an earthen dike and dig up the contaminated soil for disposal whenever a spill occurs on soil
4. If the spill occurs during precipitation, cover the spill with plastic or other material to prevent contaminated runoff
5. Dispose of the contaminated material promptly and properly

Significant or Hazardous Spills

Immediately notify qualified personnel of significant or hazardous spills. Do not let construction personnel attempt to clean up the spill until qualified staff have arrived. Do the following:

1. Notify the Engineer and follow up with a written report
2. Obtain the services of a spills contractor or hazardous material team immediately
3. Notify the local emergency response team by dialing 911 and county officials at the emergency phone numbers kept at the job site
4. Notify the Governor's Office of Emergency Services Warning Center at (805) 852-7550
5. Notify the National Response Center at (800) 424-8802 regarding spills of Federal reportable quantities under CFR Title 40, Parts 110, 119, and 302
6. Notify other agencies as appropriate, including:
 - 6.1. Fire Department
 - 6.2. Public Works Department
 - 6.3. Coast Guard
 - 6.4. Highway Patrol
 - 6.5. City Police or County Sheriff Department
 - 6.6. Department of Toxic Substances
 - 6.7. California Division of Oil and Gas
 - 6.8. Cal OSHA
 - 6.9. Regional Water Resources Control Board

Report minor, semi-significant, and significant spills to the WPC Manager. The WPC Manager must notify the Engineer immediately. The WPC Manager must oversee and enforce proper spill prevention and control measures.

Prevent spills from entering storm water runoff before and during cleanup. Do not bury spills or wash spills with water.

Keep material or waste storage areas clean, well organized, and equipped with enough cleanup supplies for the material being stored.

Material Management

General

Material must be delivered, used, and stored for this job in a way that minimizes or eliminates discharge of material into the air, storm drain systems, and watercourses.

Implement the practices described under "Material Management" of these special provisions while taking delivery of, using, or storing any of the following materials:

1. Hazardous chemicals including acids, lime, glues, adhesives, paints, solvents, and curing compounds
2. Soil stabilizers and binders
3. Fertilizers
4. Detergents
5. Plaster
6. Petroleum materials including fuel, oil, and grease
7. Asphalt components and concrete components
8. Pesticides and herbicides

Employees trained in emergency spill cleanup procedures must be present during the unloading of hazardous materials or chemicals.

If practicable, use less hazardous materials.

Material Storage

Use the following material storage procedures:

1. Store liquids, petroleum materials, and substances listed in CFR Title 40, Parts 110, 117, and 302 as specified by the Department, and place them in secondary containment facilities.
2. Secondary containment facilities must be impervious to the materials stored there for a minimum contact time of 72 hours.
3. Cover secondary containment facilities during non-working days and when precipitation is predicted. Secondary containment facilities must be adequately ventilated.
4. Keep secondary containment facility free of accumulated rainwater or spills. After precipitation, or in the event of spills or leaks, collect accumulated liquid and place into

drums within 24 hours. Handle these liquids as hazardous waste under "Hazardous Waste" of these special provisions unless testing determines them to be nonhazardous.

5. Do not store incompatible materials, such as chlorine and ammonia, in the same secondary containment facility.
6. Store materials in the original containers with the original material labels maintained in legible condition. Replace damaged or illegible labels immediately.
7. Secondary containment facilities must have the capacity to contain precipitation from a 24-hour-long, 25-year storm, and 10 percent of the aggregate volume of all containers, or entire volume of the largest container within the facility, whichever is greater.
8. Store bagged or boxed material on pallets. Protect bagged or boxed material from wind and rain during non-working days and while precipitation is predicted.
9. Provide sufficient separation between stored containers to allow for spill cleanup or emergency response access. Storage areas must be kept clean, well organized, and equipped with cleanup supplies appropriate for the materials being stored.
10. Repair or replace perimeter controls, containment structures, covers, and liners as necessary. Inspect storage areas before and after precipitation, and at least weekly during other times.

Stockpile Management

Use the following stockpile management procedures:

1. Reduce or eliminate potential water pollution from stockpiled material including soil, paving material, and pressure treated wood.
2. Locate stockpiles:
 - 2.1. If within the floodplain, at least 100 feet from concentrated flows of storm water, drainage courses, and inlets unless approved
 - 2.2. If outside the floodplain, at least 50 feet from concentrated flows of storm water, drainage courses, and inlets unless approved

Install WPC practices within 15 days or before predicted precipitation, whichever occurs first.

Control wind erosion year round under Section 14-9.02, "Dust Control" of the Standard Specifications.

Repair or replace linear sediment barriers and covers as needed to keep them functioning properly. If sediment accumulates to 1/3 of the linear sediment barrier height, remove the sediment.

Waste Management

Solid Waste

Do not allow litter or debris to accumulate anywhere at the job site, including storm drain grates, trash racks, and ditch lines. Pick up and remove trash and debris from the job site at least once a week. The WPC Manager must monitor solid waste storage and disposal procedures at the job site.

If practicable, recycle non-hazardous job site waste and excess material. If recycling is not practicable, disposal must comply with Section 7-1.13, "Disposal of Material Outside the Highway Right of Way" of the Standard Specifications.

Furnish enough closed-lid dumpsters of sufficient size to contain any solid waste generated by work activities. When the refuse reaches the fill line, empty the dumpsters. Dumpsters must be watertight. Do not wash out dumpsters at the job site. Furnish additional containers and pick up dumpsters more frequent during the demolition phase of construction.

Solid waste includes:

1. Brick
2. Mortar
3. Timber
4. Metal scraps
5. Sawdust
6. Pipe
7. Electrical cuttings
8. Non-hazardous equipment parts
9. Styrofoam and other packaging materials
10. Vegetative material and plant containers from highway planting
11. Litter and smoking material, including litter generated randomly by the public
12. Other trash and debris

Furnish and use trash receptacles at the job site yard, field trailers, and locations where workers gather for lunch and breaks.

Hazardous Waste

Use hazardous waste management practices if waste is generated at the job site from the following substances:

1. Petroleum products
2. Asphalt products
3. Concrete curing compound
4. Pesticides
5. Acids
6. Paints
7. Stains
8. Solvents
9. Wood preservatives and treated posts
10. Roofing tar
11. Road flares
12. Lime
13. Glues and adhesives
14. Materials classified as hazardous by California Code of Regulations, Title 22, Division 4.5; or listed in CFR Title 40, Parts 110, 117, 261, or 302

The WPC Manager must oversee and enforce hazardous waste management practices. Minimize the production of hazardous materials and hazardous waste at the job site. If damaged, repair or replace perimeter controls, containment structures, and covers.

If hazardous material levels are unknown, use a laboratory certified by ELAP under CDPH to sample and test waste to determine safe methods for storage and disposal.

Separate potentially hazardous waste from nonhazardous waste at the job site. Hazardous waste must be handled, stored, and disposed of under California Code of Regulations, Title 22, Division 4.5, Section 66262.34; and in CFR Title 49, Parts 261, 262, and 263.

Store hazardous waste in sealed containers constructed and labeled with the contents and date accumulated under California Code of Regulations, Title 22, Division 4.5; and in CFR Title 49, Parts 172, 173, 178, and 179. Keep hazardous waste containers in temporary containment facilities under "Material Storage" of these special provisions.

Furnish containers with adequate storage volume at convenient locations for hazardous waste collection. Do not overfill hazardous waste containers. Do not mix hazardous waste. Do not allow potentially hazardous waste to accumulate on the ground. Store containers of dry waste that are not watertight on pallets. Store hazardous waste away from storm drains, watercourses, moving vehicles, and equipment.

Clean water based or oil based paint from brushes or equipment within a contained area and in a way that does not contaminate soil, watercourses, and storm drain systems. Handle and dispose of the following as hazardous waste: paints, thinners, solvents, residues, and sludges that cannot be recycled or reused. When thoroughly dry, dispose of the following as solid waste: dry, latex paint and paint cans, used brushes, rags, absorbent materials, and drop cloths.

Dispose of hazardous waste within 90 days of being generated. Use a licensed hazardous waste transporter to take hazardous waste to a Class I Disposal Site. Submit a copy of uniform hazardous waste manifest forms within 24 hours of transporting hazardous waste.

The WPC Manager must inspect the following daily:

1. Storage areas for hazardous materials and waste
2. Hazardous waste disposal and transporting activities
3. Hazardous material delivery and storage activities

Contaminated Soil

Identify contaminated soil from spills or leaks by noticing discoloration, odors, or differences in soil properties. Soil with evidence of contamination must be sampled and tested by a laboratory certified by ELAP.

If levels of contamination are found to be hazardous, handle and dispose of the soil as hazardous waste.

Prevent the flow of water, including ground water, from mixing with contaminated soil by using

one or a combination of the following measures:

1. Berms
2. Cofferdams
3. Grout curtains
4. Freeze walls
5. Concrete seal course

If water mixes with contaminated soil and becomes contaminated, sample and test the water using a laboratory certified by ELAP. If levels of contamination are found to be hazardous, handle and dispose of the water as hazardous waste.

Concrete Waste

Use practices that will prevent the discharge of portland cement concrete, AC, or HMA waste into storm drain systems or watercourses.

Collect and dispose of portland cement concrete, AC, or HMA waste at locations where:

1. Concrete material, including grout, is used
2. Concrete dust and debris result from demolition
3. Sawcutting, coring, grinding, grooving, or hydro-concrete demolition of portland cement concrete, AC, or HMA creates a residue or slurry
4. Concrete truck or other concrete-coated equipment is cleaned at the job site

Sanitary and Septic Waste

Do not bury or discharge wastewater from sanitary or septic systems within Department right-of-way. The WPC Manager must inspect sanitary or septic waste storage and monitor disposal procedures at least weekly. Sanitary facilities that discharge to the sanitary sewer system must be properly connected and free from leaks. Place sanitary facilities at least 50 feet away from storm drains, watercourses, and flow lines.

Obtain written approval from the local health agency, city, county, and sewer district before discharging from a sanitary or septic system directly into a sanitary sewer system, and submit a copy to the Engineer. Comply with local health agency provisions while using an on-site disposal system.

Liquid Waste

Use practices that will prevent job site liquid waste from entering storm drain systems or watercourses. Liquid waste includes the following:

1. Drilling slurries or fluids
2. Grease-free or oil-free wastewater or rinse water
3. Dredgings, including liquid waste from drainage system cleaning
4. Liquid waste running off a surface including wash or rinse water
5. Other non-stormwater liquids not covered by separate permits

Hold liquid waste in structurally sound, leak proof containers such as:

1. Roll-off bins
2. Portable tanks

Liquid waste containers must be of sufficient quantity and volume to prevent overflow, spills and leaks.

Store containers:

1. At least 50 feet from moving vehicles and equipment
2. If within the floodplain, at least 100 feet from concentrated flows of storm water, drainage courses, watercourses, and storm drain inlets unless approved
3. If outside the floodplain, at least 50 feet from concentrated flows of storm water, drainage courses, watercourses, and storm drain inlets unless approved

Remove and dispose of deposited solids from sediment traps under "Solid Waste" of these special provisions unless the Engineer approves another method.

Liquid waste may require testing to determine hazardous material content before disposal.

Drilling fluids and residue must be disposed of outside the highway right-of-way.

If an approved location is available within the job site, fluids and residue exempt under California Code of Regulations, Title 23, Section 2511(g) may be dried by evaporation in a leak proof container. Dispose of remaining solid waste under "Solid Waste" of these special provisions.

Non-Storm Water Management

Water Control and Conservation

Manage water used for work activities to prevent erosion or discharge of pollutants into storm drain systems or watercourses. Obtain approval before washing anything at the job site with water that could discharge into a storm drain system or watercourse. Report discharges immediately.

If water is used at the job site, implement water conservation practices. Inspect irrigation areas. Adjust watering schedules to prevent erosion, excess watering, or runoff. Shut off water source to broken lines, sprinklers, or valves, and repair breaks within 24 hours. If possible, reuse water from waterline flushing for landscape irrigation. Sweep and vacuum paved areas; do not wash them with water.

Direct job site water runoff, including water from water line repair, to areas where it can infiltrate into the ground and not enter storm drain systems or watercourses. Do not allow spilled water to escape water truck filling areas. If possible, direct water from off-site sources around the job site. Minimize the contact of off-site water with job site water.

Illegal Connection and Discharge Detection and Reporting

Inspect the job site and the site perimeter before starting work for evidence of illegal connections, discharges, or dumping. After starting work, inspect the job site and perimeter on a daily schedule.

Whenever illegal connections, discharges, or dumping are discovered, notify the Engineer immediately. Take no further action unless ordered by the Engineer. Assume unlabeled or unidentifiable material is hazardous.

Look for the following evidence of illegal connections, discharges, or dumping:

1. Debris or trash piles
2. Staining or discoloration on pavement or soils
3. Pungent odors coming from drainage systems
4. Discoloration or oily sheen on water
5. Stains or residue in ditches, channels or drain boxes
6. Abnormal water flow during dry weather
7. Excessive sediment deposits
8. Nonstandard drainage junction structures
9. Broken concrete or other disturbances near junction structures

Vehicle and Equipment Cleaning

Limit vehicle and equipment cleaning or washing at the job site except what is necessary to control vehicle tracking or hazardous waste. Notify the Engineer before cleaning vehicles and equipment at the job site with soap, solvents, or steam. Contain and recycle or dispose of resulting waste under "Liquid Waste" or "Hazardous Waste" of these special provisions, whichever is applicable. Do not use diesel to clean vehicles or equipment, and minimize the use of solvents.

Clean or wash vehicles and equipment in a structure equipped with disposal facilities. If using a structure is not possible, clean or wash vehicles and equipment in an outside area. The outside area must be:

1. Paved with AC, HMA, or concrete paving
2. Surrounded by a containment berm
3. Equipped with a sump to collect and dispose of wash water
4. If within the floodplain, located at least 100 feet from concentrated flows of storm water, drainage courses, watercourses, and storm drain inlets unless approved
5. If outside the floodplain, located at least 50 feet from concentrated flows of storm water, drainage courses, watercourses, and storm drain inlets unless approved

When washing vehicles or equipment with water, use as little water as possible. Hoses must be equipped with a positive shutoff valve.

Discharge liquid from wash racks to a recycle system or to another approved system. Remove

liquids and sediment as necessary.

The WPC Manager must inspect vehicle and equipment cleaning facilities:

1. Daily if vehicle and equipment cleaning occurs daily
2. Weekly if vehicle and equipment cleaning does not occur daily

Vehicle and Equipment Fueling and Maintenance

If practicable, perform maintenance on vehicles and equipment off the job site.

If fueling or maintenance must be done at the job site, designate a site, or sites, and obtain approval before using. Minimize mobile fueling or maintenance.

If vehicle and equipment fueling and maintenance must be done at the job site, areas for the following activities must be:

1. On level ground
2. Protected from storm water run-on
3. If within the floodplain, located at least 100 feet from concentrated flows of storm water, drainage courses, watercourses, and storm drain inlets unless approved
4. If outside the floodplain, located at least 50 feet from concentrated flows of storm water, drainage courses, watercourses, and storm drain inlets unless approved

Use containment berms or dikes around the fueling and maintenance area. Keep adequate quantities of absorbent spill cleanup material and spill kits in the fueling and maintenance area and on fueling trucks. Dispose of spill cleanup material and kits immediately after use. Use drip pans or absorbent pads during fueling or maintenance.

Fueling or maintenance activities must not be left unattended. Fueling nozzles must be equipped with an automatic shutoff control. Vapor recovery fueling nozzles must be used where required by the Air Quality Management District. When not in use, nozzles must be secured upright. Do not top-off fuel tanks.

Recycle or properly dispose of used batteries and tires.

The WPC Manager must inspect vehicle and equipment maintenance and fueling areas:

1. Daily when vehicle and equipment maintenance and fueling occurs daily
2. Weekly when vehicle and equipment maintenance and fueling does not occur daily

The WPC Manager must inspect vehicles and equipment at the job site for leaks and spills on a daily schedule. Operators must inspect vehicles and equipment each day of use.

If leaks cannot be repaired immediately, remove the vehicle or equipment from the job site.

Material and Equipment Used Over Water

Place drip pans and absorbent pads under vehicles or equipment used over water. Keep an adequate supply of spill cleanup material with the vehicle or equipment. If the vehicle or equipment will be idle for more than one hour, place drip pans or plastic sheeting under the vehicle or equipment on docks, barges, or other surfaces over water.

Furnish watertight curbs or toe boards on barges, platforms, docks, or other surfaces over water to contain material, debris, and tools. Secure material to prevent spills or discharge into water due to wind.

Structure Removal Over or Adjacent to Water

Do not allow demolished material to enter storm water systems or watercourses. Use approved covers and platforms to collect debris. Use attachments on equipment to catch debris on small demolition activities. Empty debris catching devices daily and handle debris under "Waste Management" of these special provisions.

The WPC Manager must inspect demolition sites within 50 feet of storm water systems or watercourses daily.

Paving, Sealing, Sawcutting, Grooving, and Grinding Activities

Prevent the following materials from entering storm drain systems or water courses:

1. Cementitious material
2. Asphaltic material
3. Aggregate or screenings
4. Grinding grooving, or sawcutting residue
5. Pavement chunks
6. Shoulder backing
7. Methacrylate

Cover drainage inlets and use linear sediment barriers to protect downhill watercourses until paving, sealing, sawcutting, grooving, or grinding activities are completed and excess material has been removed. Cover drainage inlets and manholes during the application of seal coat, tack coat, slurry seal, or fog seal.

If precipitation is predicted, limit paving, sawcutting, and grinding to places where runoff can be captured.

Do not start seal coat, tack coat, slurry seal, or fog seal activities if precipitation is predicted during the application or curing period. Do not excavate material from existing roadways during precipitation.

Use a vacuum to remove slurry immediately after slurry is produced. Do not allow slurry to run onto lanes open to traffic or off the pavement.

Collect residue from portland cement concrete grinding and grooving activities with a vacuum attachment on the grinding machine. Do not leave any residue on the pavement or allow the

residue to flow across the pavement.

If approved, material excavated from existing roadways may be stockpiled under "Stockpile Management" of these special provisions.

Do not coat asphalt trucks and equipment with substances that contain soap, foaming agents, or toxic chemicals.

When paving equipment is not in use, park over drip pans or plastic sheeting with absorbent material to catch drips.

Thermoplastic Striping and Pavement Markers

Thermoplastic striping and preheating equipment shutoff valves must work properly at all times. Do not preheat, transfer, or load thermoplastic within 50 feet of drainage inlets or watercourses. Do not fill a preheating container above a level that is 6 inches below the top. Truck beds must be cleaned daily of scraps or melted thermoplastic.

Do not unload, transfer, or load bituminous material for pavement markers within 50 feet of drainage inlets or watercourses. Release all pressure from a melting tank before removing the lid to fill or service. Do not fill a melting tank above a level that is 6 inches below the top.

Collect bituminous material from the roadway after marker removal.

Concrete Finishing

Collect and dispose of water and solid waste from high-pressure water blasting. Cover drainage inlets within 50 feet before sandblasting. Minimize drift of dust and blast material by keeping the nozzle close to the surface of the concrete. The blast residue may contain hazardous material.

Inspect concrete finishing containment structures for damage before each day of use and before predicted precipitation. Remove liquid and solid waste from containment structures after each work shift.

Sweeping

Sweeping must be done using hand or mechanical methods such as vacuuming.

Monitor paved areas and roadways within the job site for sediment and debris generating activities such as:

1. Clearing and grubbing
2. Earthwork
3. Trenching
4. Roadway structural section work
5. Vehicles entering and leaving the job site
6. Soil disturbing work
7. Work that causes offsite tracking of material

If sediment or debris is observed, perform sweeping:

1. Within:
 - 1.1. 8 hours of predicted rain
 - 1.2. 24 hours unless the Engineer approves a longer period
2. On paved roads at job site entrances and exit locations
3. On paved areas within the job site that flow to storm drains or receiving waters

You may stockpile collected material at the job site. Remove collected material including sediment from paved shoulders, drain inlets, curbs and dikes, and other drainage areas. If stockpiled, dispose of collected material at least once per week.

You may dispose of sediment within the job site that you collected during sweeping activities. Protect disposal areas against erosion.

Remove and dispose of trash collected during sweeping under Section 7-1.13, "Disposal of Material Outside the Highway Right of Way" of the Standard Specifications.

Dewatering

Dewatering consists of discharging accumulated storm water, ground water, or surface water from excavations or temporary containment facilities.

If dewatering and discharging activities are specified under a work item such as "Temporary Active Treatment System" or "Dewatering and Discharge," perform dewatering work as specified in the section involved.

If dewatering and discharging activities are not specified under a work item and you will be performing dewatering activities, you must:

1. Submit a Dewatering and Discharge Plan under Section 5-1.02, "Plans and Working Drawings," of the Standard Specifications and "Water Pollution Control" of these special provisions at least 10 days before starting dewatering activities. The Dewatering and Discharge Plan must include:
 - 1.1. Title sheet and table of contents
 - 1.2. Description of dewatering and discharge activities detailing locations, quantity of water, equipment, and discharge points
 - 1.3. Estimated schedule for dewatering and discharge (start and end dates, intermittent or continuous)
 - 1.4. Discharge alternatives such as dust control or percolation
 - 1.5. Visual monitoring procedures with inspection log
2. Conduct dewatering activities under the Departments' s "Field Guide for Construction Dewatering."

3. Ensure that any dewatering discharge does not cause erosion, scour, or sedimentary deposits that could impact natural bedding materials.
4. Discharge the water within the project limits. Dispose of the water in the same way as specified for material in Section 7-1.13 "Disposal of Material Outside the Highway Right of Way" of the Standard Specification if it cannot be discharged within project limits due to site constraints.
5. Do not discharge storm water or non-stormwater that has an odor, discoloration other than sediment, an oily sheen, or foam on the surface. Notify the Engineer immediately upon discovering any such condition.

The WPC manager must inspect dewatering activities:

1. Daily when dewatering work occurs daily
2. Weekly when dewatering work does not occur daily

PAYMENT

The price paid for construction site management shall include full compensation for construction site management including furnishing all labor, materials, tools, equipment, and incidentals and for doing all the work involved in spill prevention and control, sweeping, material management, waste management, non-stormwater management, and dewatering and identifying, sampling, testing, handling, and disposing of hazardous waste resulting from your activities, as specified in the Standard Specifications and these special provisions, and as ordered by the Engineer.

10-1.05 STREET SWEEPING:

Street sweeping shall be conducted where sediment is tracked from the job site onto paved roads, as described in the approved Water Pollution Control Program (WPCP) in accordance with "Water Pollution Control" of these special provisions, and as directed by the Engineer.

Street sweeping shall be one of the water pollution control practices for sediment control. The WPCP shall include the use of street sweeping. Street sweeping shall be performed in accordance with Section 4, SC-7 in the Construction Site Best Management Practices Manual of the Caltrans Storm Water Quality Handbooks.

The number of street sweepers shall be as designated in the approved WPCP. The Contractor shall maintain at least one sweeper on the job site at all times during the period that sweeping work is required. Sweepers shall be self-loading, motorized, and shall have spray nozzles. Sweepers may include a vacuum apparatus.

Street sweeping shall start at the beginning of clearing and grubbing and shall continue until completion of the project, or as directed by the Engineer. Street sweeping shall be performed immediately after soil disturbing activities occur or offsite tracking of material is observed. Street sweeping shall be performed so that dust is minimized. If dust generation is excessive or sediment pickup is ineffective as determined by the Engineer, the use of water or a vacuum will be required.

At the option of the Contractor, collected material may be temporarily stockpiled in accordance with the approved WPCP. Collected material shall be disposed of at least once per week.

Material collected during street sweeping operations shall be disposed of in conformance with Section 7-1.13, "Disposal of Material Outside The Highway Right Of Way," of the Standard Specifications.

MEASUREMENT AND PAYMENT

Full compensation for furnishing all labor, materials, tools, equipment, and incidentals and for doing all the work involved in street sweeping, including disposal of collected material, as specified in the Standard Specifications, these special provisions, and as directed by the Engineer, shall be considered as included in the contract price paid for construction site management.

10-1.06 TEMPORARY DRAINAGE INLET PROTECTION:

GENERAL

Summary

This work includes constructing, maintaining, and removing temporary drainage inlet protection. Drainage inlet protection settles and filters sediment before stormwater runoff discharges into storm drainage systems.

The WPCP must describe and include the use of temporary drainage inlet protection as a water pollution control practice for sediment control.

Provide temporary drainage inlet protection to meet the changing conditions around the drainage inlet. Temporary drainage inlet protection must be:

1. Appropriate type to meet the conditions around the drainage inlet
2. Type 1, Type 2, Type 3A, Type 3B, Type 4, Type 4B, Type 5, Type 6A, Type 6B, or a combination

Submittals

Submit a Certificate of Compliance as specified in Section 6-1.07, "Certificates of Compliance" of the Standard Specifications for:

1. Erosion control blanket
2. Fiber rolls
3. Safety cap for metal posts
4. Silt fence fabric
5. Sediment filter bag
6. Foam barrier
7. Rigid plastic barrier
8. Gravel-filled bag fabric

If you substitute the steel wire staple with an alternative attachment device, submit a sample of the device for approval at least 5 business days before installation.

MATERIALS

Geosynthetic Fabrics

Geosynthetic fabrics for temporary drainage inlet protection must consist of one of the following:

1. Polyester
2. Polypropylene
3. Combined polyester and polypropylene

Geosynthetic fabrics for temporary drainage inlet must comply with the specifications for water pollution control in Section 88-1.05, "Water Pollution Control," of the Standard Specifications.

Foam barrier must comply with:

Foam Barrier

| Property | ASTM Designation | Specification |
|---|------------------|---------------|
| Grab breaking load 1-inch grip, lb, min. in each direction | D 4632 | 200 |
| Apparent elongation percent, min., in each direction | D 4632 | 15 |
| Water Flow Rate max. average roll value, gallons per minute/square foot | D 4491 | 100-150 |
| Permittivity 1/sec., min. | D 4491 | 0.05 |
| Apparent opening size max. average roll value, U.S. Standard sieve size | D 4751 | 40 |
| Ultraviolet Degradation percent of original unexposed grab breaking load 500 hr, minimum | D 4595 | 70 |

Sample under ASTM D 4354, Procedure C.

Test under ASTM D 4759. All properties are based on Minimum Average Roll Value (MARV).

Identify, store, and handle under ASTM D 4873.

Erosion Control Blanket

Erosion control blanket must be:

1. Described as a rolled erosion control product (RECP)
2. Classified as temporary and degradable or long-term and non-degradable

3. Machine-made mats
4. Provided in rolled strips
5. Classified by the Erosion Control Technology Council (ECTC)

Erosion control blanket classified as temporary and degradable must be one of the following:

1. Double net excelsior blanket:

- 1.1. Classified as ECTC Type 2D
- 1.2. Classified as an erosion control blanket
- 1.3. Designed to last for at least one year after installation
- 1.4. With a Universal Soil Loss Equation (USLE) C-Factor of not more than 0.20 at a 2:1 (horizontal:vertical) slope
- 1.5. With 80 percent of the wood excelsior fibers being 6 inches or longer
- 1.6. Capable to withstand a maximum shear stress of 1.75 pounds per square foot under ASTM D 6460
- 1.7. With a minimum tensile strength of 75 pounds per foot under ASTM D 5035
- 1.8. With top and bottom surfaces covered with extruded photodegradable plastic netting or lightweight non-synthetic netting

2. Double net straw and coconut blanket:

- 2.1. Classified as ECTC Type 2D
- 2.2. Classified as an erosion control blanket
- 2.3. Designed to last for at least one year after installation
- 2.4. With a USLE C-Factor of not more than 0.20 at a 2:1 (horizontal:vertical) slope
- 2.5. Comprised of 70 percent straw and 30 percent coconut fiber
- 2.6. Capable to withstand a maximum shear stress of 1.75 pounds per square foot under ASTM D 6460
- 2.7. With a minimum tensile strength of 75 pounds per foot under ASTM D 5035
- 2.8. With top and bottom surfaces covered with extruded photodegradable plastic netting or lightweight non-synthetic netting

3. Jute netting:

- 3.1. Classified as ECTC Type 3B
- 3.2. Classified as an open weave textile and have from 14 to 20 strands per foot in each direction
- 3.3. Designed to last for at least one year after installation
- 3.4. With a USLE C-Factor of not more than 0.25 at a 1.5:1 (horizontal:vertical) slope
- 3.5. Comprised of 100 percent unbleached and undyed spun yarn made of jute fiber
- 3.6. With an average open area from 63 to 70 percent
- 3.7. From 48 to 72 inches in width
- 3.8. Capable to withstand a maximum shear stress of 2.0 pounds per square foot under ASTM D 6460
- 3.9. With a minimum tensile strength of 100 pounds per foot under ASTM D 5035
- 3.10. From 0.90 to 1.20 pounds per square yard in weight

4. Coir netting:

- 4.1. Classified as ECTC Type 4
- 4.2. Classified as an open weave textile and from 13 to 18 strands per foot in each direction
- 4.3. Designed to last for at least three years after installation
- 4.4. With a USLE C-Factor of not more than 0.25 at a 1:1 (horizontal:vertical) slope
- 4.5. Comprised of 100 percent unbleached and undyed spun coir yarn made of coconut fiber
- 4.6. With an average open area from 63 to 70 percent
- 4.7. From 72 to 158 inches in width
- 4.8. Capable to withstand a maximum shear stress of 2.25 pounds per square foot under ASTM D6460
- 4.9. With a minimum tensile strength of 125 pounds per foot under ASTM D 5035
- 4.10. From 1.20 to 1.67 pounds per square yard in weight

Erosion control blanket classified as long-term and non-degradable must:

- 1. Be a geosynthetic fabric
- 2. Comply with the specifications for rock slope protection fabric (Class 8) in Section 88-1.06, "Channel and Shore Protection," of the Standard Specifications

Staples

You may use an alternative attachment device such as a geosynthetic pins or plastic pegs to install erosion control blanket.

Rock

Rock must comply with:

- 1. Requirements under Section 72-2.02, "Materials," of the Standard Specifications
- 2. Following sizes:

| Square Screen Size (inch) | Percentage Passing | Percentage Retained |
|---------------------------|--------------------|---------------------|
| 6 | 100 | 0 |
| 3 | 0 | 100 |

Rope

Rope for fiber rolls must be:

- 1. Biodegradable, such as sisal or manila
- 2. At least 1/4 inch in diameter

Fiber Rolls

Fiber rolls must:

1. Last for at least one year after installation
2. Be Type 1 or Type 2

For Type 1, fiber rolls must be:

1. Made from an erosion control blanket classified as temporary and degradable
2. Rolled along the width
3. Secured with natural fiber twine every 6'-6" from each end
4. Finished to be either:
 - 4.1. From 8 to 10 inches in diameter, from 10 to 20 feet long, and at least 0.5 pounds per linear foot
 - 4.2. From 10 to 12 inches in diameter, at least 10 feet long, and at least 2 pounds per linear foot

For Type 2, fiber rolls must:

1. Be filled with rice or wheat straw, wood excelsior, or coconut fiber
2. Be covered with photodegradable plastic netting, biodegradable jute, sisal, or coir fiber netting
3. Have netting secured tightly at each end
4. Be finished to be either:
 - 4.1. From 8 to 10 inches in diameter, from 10 to 20 feet long, and at least 1.1 pounds per linear foot
 - 4.2. From 10 to 12 inches in diameter, at least 10 feet long, and at least 3 pounds per linear foot

Wood Stakes

Wood stakes must be:

1. Untreated fir, redwood, cedar, or pine and cut from sound timber
2. Straight and free of loose or unsound knots and other defects which would render the stakes unfit for use
3. Pointed on the end to be driven into the ground

For fiber rolls, wood stakes must be at least:

1. 1" x 1" x 24" in size for Type 1 installation
2. 1" x 2" x 24" in size for Type 2 installation

Posts

Posts must be wood or metal.

Wood posts must be:

1. Untreated fir, redwood, cedar, or pine and cut from sound timber
2. Straight and free of loose or unsound knots and other defects that would render the stakes unfit for use
3. Pointed on the end to be driven into the ground
4. At least 2" x 2" in size, and 4 feet long

Metal posts must:

1. Be made of steel.
2. Have a "U," "T," "L," or other cross sectional shape that can resist failure from lateral loads.
3. Be pointed on the end to be driven into the ground.
4. Weigh at least 0.75-pound per foot.
5. Be at least 4 feet long.
6. Have a safety cap attached to the exposed end. The safety cap must be orange or red plastic and fit snugly to the metal post.

Silt Fence

Silt fence must be:

1. Constructed with silt fence fabric, posts, and fasteners
2. Prefabricated or assembled at the job site

Silt fence fabric must be attached to posts using these methods:

1. If prefabricated silt fence is used, posts must be inserted into sewn pockets
2. If assembled on the job site:
 - 2.1. If wood posts are used, fasteners must be staples or nails
 - 2.2. If steel posts are used, fasteners must be tie wires or locking plastic fasteners
 - 2.3. Spacing of the fasteners must be at least 8 inches

Gravel-filled Bags

Gravel-filled bags must:

1. Be made from fabric.
2. Have inside dimensions from 24 to 32 inches in length, and from 16 to 20 inches in width.
3. Have the opening bound to retain the gravel. The opening must be sewn with yarn, bound with wire, or secured with a closure device.
4. Weigh from 30 to 50 pounds when filled with gravel.

Gravel for gravel-filled bags must be:

1. From 3/8 to 3/4 inch in diameter

2. Clean and free from clay balls, organic matter, and other deleterious materials

Sediment Filter Bag

Sediment filter bag must:

1. Be made of fabric
2. Be sized to fit the catch basin or drainage inlet
3. Include a high-flow bypass

Sediment filter bag may include a metal frame. Sediment filter bags that do not have a metal frame and are deeper than 18 inches must:

1. Include lifting loops and dump straps
2. Include a restraint cord to keep the sides of the bag away from the walls of the catch basin

Foam Barriers

Foam barriers must:

1. Be filled with a urethane foam core
2. Have a geosynthetic fabric cover and flap
3. Have a triangular, circular, or square shaped cross section
4. Have a vertical height of at least 5 inches after installation
5. Have a horizontal flap of at least 8 inches in width
6. Have a length of at least 4 feet per unit
7. Have the ability to interlock separate units into a longer barrier so that water does not flow between the units
8. Be secured to:
 - 8.1. Pavement with 1-inch concrete nails with 1-inch washers and solvent-free adhesive
 - 8.2. Soil with 6-inch nails with 1-inch washers

Rigid Plastic Barriers

Rigid plastic barriers must:

1. Have an integrated filter
2. Have a formed outer jacket of perforated high density polyethylene (HDPE) or polyethylene terephthalate (PET)
3. Have a flattened tubular shaped cross section
4. Be made from virgin or recycled materials
5. Be free from biodegradable filler materials that degrade the physical or chemical characteristics of the finished filter core or outer jacket
6. Have a length of at least 4 feet per unit
7. Have the ability to interlock separate units into a longer barrier so that water does not flow between the units
8. Be secured to:

- 8.1 Pavement with 1-inch concrete nails with 1-inch washers and solvent-free adhesive, with gravel-filled bags, or a combination
- 8.2 Soil with 6-inch nails with 1-inch washers and wood stakes

9. Comply with the following properties:

| Specification | Requirements |
|---|----------------------|
| Grab tensile strength of outer jacket material, pounds/square inch, min. in each direction ASTM D 4632* | 4000 |
| Break strength of outer jacket, pounds/square inch ASTM D 4632* | 1300 |
| Permittivity of filter core, 1/sec., min. ASTM D 4491 | 0.38 |
| Flow rate of filter core, gallons per minute per square foot, ASTM D 4491 | 100 min. 200 max. |
| Filter core aperture size, max., Average Opening Size (AOS), microns | 425 |
| Ultraviolet stability (outer jacket & filter core), percent tensile strength retained after 500 hours, min. ASTM D 4355 (xenon-arc lamp and water spray weathering method) | 90 |

* or appropriate test method for specific polymer

If used at a curb inlet without a grate, rigid plastic barriers must:

1. Have a horizontal flap of at least 6 inches with an under-seal gasket to prevent underflows
2. Include a high-flow bypass
3. Have a vertical height of at least 7 inches after installation
4. Be sized to fit the catch basin or drainage inlet

If used at a grated catch basin without a curb inlet, rigid plastic barriers must:

1. Cover the grate by at least 2 inches on each side and have an under-seal gasket to prevent underflows
2. Include a high-flow bypass
3. Have a vertical height of at least 1.5 inches after installation
4. Be sized to fit the catch basin or drainage inlet

If used at a curb inlet with a grate, rigid plastic barriers must:

1. Have a horizontal flap that covers the grate by at least 2 inches on the 3 sides away from the curb opening and have an under-seal gasket to prevent underflows
2. Include a high-flow bypass
3. Have a vertical section that covers the curb opening by at least 5 inches after installation
4. Be sized to fit the catch basin or drainage inlet

If used as a linear sediment barrier, rigid plastic barriers:

1. Must have an installed height of at least 6 inches
2. May have a horizontal flap of at least 4 inches

Linear Sediment Barrier

Linear sediment barriers must consist of one or more of the following:

1. Silt fence
2. Gravel-filled bags
3. Fiber roll
4. Rigid plastic barrier
5. Foam barrier

Flexible Sediment Barrier

Flexible sediment barriers consist of one or more of the following:

1. Rigid plastic barrier
2. Foam barrier

CONSTRUCTION

For drainage inlet protection at drainage inlets in paved and unpaved areas:

1. Prevent ponded runoff from encroaching on the traveled way or overtopping the curb or dike. Use linear sediment barriers to redirect runoff and control ponding.
2. Clear the area around each drainage inlet of obstructions including rocks, clods, and debris greater than one inch in diameter before installing the drainage inlet protection.
3. Install a linear sediment barrier up-slope of the existing drainage inlet and parallel with the curb, dike, or flow line to prevent sediment from entering the drainage inlet.

Erosion Control Blanket

To install erosion control blanket and geosynthetic fabric:

1. Secure blanket or fabric to the surface of the excavated sediment trap with staples and embed in a trench adjacent to the drainage inlet
2. Anchor the perimeter edge of the erosion control blanket in a trench

Silt Fence

If silt fence is used as a linear sediment barrier:

1. Place fence along the perimeter of the erosion control blanket, with the posts facing the drainage inlet
2. Install fence with the bottom edge of the silt fence fabric in a trench. Backfill the trench with soil and compact manually

Gravel Bag Berm

If gravel bag berm is used as a linear sediment barrier:

1. Place gravel-filled bags end-to-end to eliminate gaps
2. Stack bags in a way that the bags in the top row overlap the joints in the lower row

If gravel bag berms are used for Type 3A and Type 3B:

1. Place gravel-filled bags end-to-end to eliminate gaps
2. Stack bags in a way that the bags in the top row overlap the joints in the lower row
3. Arrange bags to create a spillway by removing one or more gravel-filled bags from the upper layer

If used within shoulder area, place gravel-filled bags behind temporary railing (Type K).

Fiber Rolls

If fiber rolls are used as a linear sediment barrier:

1. Place fiber rolls in a furrow.
2. Secure fiber rolls with stakes installed along the length of the fiber rolls. Stakes must be installed from 6 to 12 inches from the end of the rolls.

If fiber rolls are used as a linear sediment barrier for Type 4A, place them over the erosion control blanket.

Foam Barriers

If foam barriers are used as a linear sediment barrier:

1. Install barriers with the horizontal flap in a 3 inch deep trench and secured with nails and washers placed no more than 4 feet apart
2. Secure barriers with 2 nails at the connection points where separate units overlap
3. Place barriers without nails or stakes piercing the core

Flexible Sediment Barriers

If flexible sediment barriers are used:

1. Secure barriers to the pavement with nails and adhesive, gravel-filled bags, or a combination
2. Install barriers flush against the sides of concrete, asphalt concrete, or hot mix asphalt curbs or dikes
3. Place barriers to provide a tight joint with the curb or dike and anchored in a way that runoff cannot flow behind the barrier

If flexible sediment barriers are used for Type 4B:

1. Secure barriers to the pavement according to the angle and spacing shown on the plans

2. Place barriers to provide a tight joint with the curb or dike. Cut the cover fabric or jacket to ensure a tight fit

Rigid Sediment Barriers

If rigid sediment barriers are used at a grated catch basin without a curb inlet:

1. Place barriers using the gasket to prevent runoff from flowing under the barrier
2. Secure barriers to the pavement with nails and adhesive, gravel-filled bags, or a combination

If rigid sediment barriers are used for linear sediment barriers:

1. Install barriers in a trench. Backfill the trench with soil and compact manually
2. Place barrier with separate units overlapping at least 4 inches
3. Reinforce barriers with a wood stake at each overlap
4. Fasten barriers to the wood stakes with steel screws, 16 gauge galvanized steel wire, or with UV stabilized cable ties that are from 5 to 7 inches in length

Sediment Filter Bags

Install sediment filter bags for Type 5 by:

1. Removing the drainage inlet grate
2. Placing the sediment bag in the opening
3. Replacing the grate to secure the sediment filter bag in place

MAINTENANCE

Maintain temporary drainage inlet protection to provide sediment holding capacity and to reduce runoff velocities.

Remove sediment deposits, trash, and debris from temporary drainage inlet protection as needed or when directed by the Engineer. If removed sediment is deposited within project limits, it must be stabilized and not subject to erosion by wind or water. Trash and debris must be removed and disposed of as specified in Section 7-1.13, "Disposal of Material Outside the Highway Right of Way," of the Standard Specifications.

Maintain temporary drainage inlet protection by removing sediment from:

1. Behind flexible sediment barriers when sediment exceeds 1 inch in depth
2. Surface of the erosion control blanket when sediment exceeds 1 inch in depth
3. Sediment trap for Type 2 when the volume has been reduced by approximately one-half
4. Behind silt fence when the sediment is 1/3 the height of the silt fence fabric above ground
5. Sediment filter bags when filled or when the restraint cords are no longer visible

If rills and other evidence of concentrated runoff occur beneath the linear sediment barrier, repair or adjust the barrier.

If silt fence fabric becomes split, torn, or unraveled, repair or replace silt fence.

If geosynthetic fabric becomes split, torn, or unraveled, repair or replace foam barriers.

Repair or replace sagging or slumping linear sediment barriers with additional stakes. Replace broken or split wood stakes.

Reattach foam barriers and rigid plastic barriers that become detached or dislodged from the pavement.

Repair split or torn rigid plastic barriers with 16 gauge galvanized steel wire or UV stabilized cable ties that are from 5 to 7 inches in length.

For sediment filter bags without metal frames, empty by placing one inch steel reinforcing bars through the lifting loops and then lift the filled bag from the drainage inlet. For sediment filter bags with metal frames, empty by lifting the metal frame from the drainage inlet. Rinse before replacing in the drainage inlet. When rinsing the sediment filter bags, do not allow the rinse water to enter a drain inlet or waterway.

Repair temporary drainage inlet protection within 24 hours of discovering damage unless the Engineer approves a longer period.

If your vehicles, equipment, or activities disturb or displace temporary drainage inlet protection, repair temporary drainage inlet protection at your expense.

The Department does not pay maintenance costs for cleanup, repair, removal, disposal, or replacement due to improper installation or your negligence.

REMOVAL

When the Engineer determines that the temporary drainage inlet protection is not required, it must be removed and disposed of under Section 7-1.13, "Disposal of Material Outside the Highway Right of Way," of the Standard Specifications.

Ground disturbance, including holes and depressions, caused by the installation and removal of the temporary drainage inlet protection must be backfilled and repaired under Section 15-1.02, "Preservation of Property," of the Standard Specifications.

PAYMENT

Full compensation for furnishing all labor, materials, tools, equipment, and incidentals, and for doing all the work involved in constructing the temporary drainage inlet protection, complete in place, including removal of materials, cleanup and disposal of retained sediment and debris, and backfilling and repairing holes, depressions and other ground disturbance, as shown on the plans, as specified in the Standard Specifications and these special provisions, and as directed by the Engineer, shall be considered as included in the contract price paid for construction site management and no additional compensation shall be allowed therefor.

No additional compensation shall be made if the temporary drainage inlet protection is relocated during the course of construction.

10-1.07 PROGRESS SCHEDULE:

Progress schedules are required for this project and must be submitted as specified in Section 8-1.04, "Progress Schedule," of the Standard Specifications and these special provisions, unless otherwise authorized in writing by the Engineer.

Full compensation for submitting the required schedules shall be considered as included in the various contract items of work, and no additional compensation shall be allowed therefor.

10-1.08 OBSTRUCTIONS:

Attention is directed to Section 15, "Existing Highway Facilities," of the Standard Specifications and these special provisions.

10-1.09 CONSTRUCTION AREA TRAFFIC CONTROL DEVICES:

Flagging, signs, and temporary traffic control devices furnished, installed, maintained, and removed when no longer required shall conform to the provisions in Section 12, "Construction Area Traffic Control Devices," of the Standard Specifications and these special provisions.

The cost of furnishing all flaggers, including transporting flaggers, to provide for passage of public traffic through the work under provisions in sections 7-1.08, "Public Convenience," and 7-1.09, "Public Safety," of the Standard Specifications and for providing stands or towers for use of flaggers shall be considered included in the prices paid for the various contract items of work and no additional compensation will be allowed therefor.

Category 1 temporary traffic control devices are defined as small and lightweight (less than 100 pounds) devices. These devices shall be certified as crashworthy by crash testing, crash testing of similar devices, or years of demonstrable safe performance. Category 1 temporary traffic control devices include traffic cones, plastic drums, portable delineators, and channelizers.

If requested by the Engineer, the Contractor shall provide written self-certification for crashworthiness of Category 1 temporary traffic control devices at least 5 days before beginning any work using the devices or within 2 days after the request if the devices are already in use. Self-certification shall be provided by the manufacturer or Contractor and shall include the following:

- A. Date,
- B. Federal Aid number (if applicable),
- C. Contract number, district, county, route and post mile of project limits,
- D. Company name of certifying vendor, street address, city, state and zip code,
- E. Printed name, signature and title of certifying person; and
- F. Category 1 temporary traffic control devices that will be used on the project.

The Contractor may obtain a standard form for self-certification from the Engineer.

Category 2 temporary traffic control devices are defined as small and lightweight (less than 100 pounds) devices that are not expected to produce significant vehicular velocity change, but

may cause potential harm to impacting vehicles. Category 2 temporary traffic control devices include barricades and portable sign supports.

Category 2 temporary traffic control devices shall be on the Federal Highway Administration's (FHWA) list of Acceptable Crashworthy Category 2 Hardware for Work Zones. This list is maintained by FHWA and can be located at:

http://safety.fhwa.dot.gov/roadway_dept/road_hardware/listing.cfm?code=workzone

The Department also maintains this list at:

<http://www.dot.ca.gov/hq/traffops/signtech/signdel/pdf/Category2.pdf>

Category 2 temporary traffic control devices that have not received FHWA acceptance shall not be used. Category 2 temporary traffic control devices in use that have received FHWA acceptance shall be labeled with the FHWA acceptance letter number and the name of the manufacturer. The label shall be readable and permanently affixed by the manufacturer. Category 2 temporary traffic control devices without a label shall not be used.

If requested by the Engineer, the Contractor shall provide a written list of Category 2 temporary traffic control devices to be used on the project at least 5 days before beginning any work using the devices or within 2 days after the request if the devices are already in use.

Category 3 temporary traffic control devices consist of temporary traffic-handling equipment and devices that weigh 100 pounds or more and are expected to produce significant vehicular velocity change to impacting vehicles. Temporary traffic-handling equipment and devices include crash cushions, truck-mounted attenuators, temporary railing, temporary barrier, and end treatments for temporary railing and barrier.

Type III barricades may be used as sign supports if the barricades have been successfully crash tested, meeting the NCHRP Report 350 criteria, as one unit with a construction area sign attached.

Category 3 temporary traffic control devices shall be shown on the plans or on the Department's Highway Safety Features list. This list is maintained by the Division of Engineering Services and can be found at:

http://www.dot.ca.gov/hq/esc/approved_products_list/HighwaySafe.htm

Category 3 temporary traffic control devices that are not shown on the plans or not listed on the Department's Highway Safety Features list shall not be used.

Full compensation for providing self-certification for crashworthiness of Category 1 temporary traffic control devices and for providing a list of Category 2 temporary traffic control devices used on the project shall be considered as included in the prices paid for the various items of work requiring the use of the Category 1 or Category 2 temporary traffic control devices and no additional compensation will be allowed therefore.

10-1.10 MAINTAINING TRAFFIC:

Maintaining traffic shall conform to the provisions in Sections 7-1.08, "Public Convenience," Section 7-1.09, "Public Safety," of the Standard Specifications and Section 12, "Construction Area Traffic Control Devices," of the Standard Specifications.

Closure is defined as the closure of a traffic lane or lanes, including shoulder, ramp or connector lanes, within a single traffic control system. A pilot car shall be provided by the Contractor during lane closures.

The full width of the traveled way shall be open for use by public traffic when construction operations are not actively in progress.

Under one way reversing traffic control operations, public traffic may be stopped in one direction for periods not to exceed 10 minutes.

Personal vehicles of the Contractor's employees shall not be parked on the traveled way or shoulders including sections closed to public traffic.

When work vehicles or equipment are parked on the shoulder within 6 feet of a traffic lane, the shoulder area shall be closed with fluorescent orange traffic cones or portable delineators placed on a taper in advance of the parked vehicles or equipment and along the edge of the pavement at 25-foot intervals to a point not less than 25 feet past the last vehicle or piece of equipment. A minimum of 9 traffic cones or portable delineators shall be used for the taper. A W20-1 (ROAD WORK AHEAD) or W21-5b (RIGHT/LEFT SHOULDER CLOSED AHEAD) or C24(CA) (SHOULDER WORK AHEAD) sign shall be mounted on a crashworthy portable sign support with flags. The sign shall be placed where designated by the Engineer. The sign shall be a minimum of 48" x 48" in size. The Contractor shall immediately restore to the original position and location a traffic cone or delineator that is displaced or overturned, during the progress of work.

Designated legal holidays for 2013 are:

| | |
|------------------------|----------------------------------|
| Tuesday, January 1 | New Year's Day |
| Monday, January 21 | Martin Luther King, Jr. Birthday |
| Tuesday, February 12 | Lincoln's Birthday |
| Monday, February 18 | Presidents' Day |
| Monday, April 1 | Cesar Chavez Day |
| Monday, May 27 | Memorial Day |
| Thursday, July 4 | Independence Day |
| Monday, September 2 | Labor Day |
| Monday, October 14 | Columbus Day |
| Monday, November 11 | Veterans' Day |
| Thursday November 28 | Thanksgiving Day |
| Friday, November 29 | Day after Thanksgiving |
| Wednesday, December 25 | Christmas Day |

Full compensation for furnishing, erecting, maintaining, and removing and disposing of the

W20-1, W21-5b, and C24(CA) signs shall be considered as included in the contract price paid for traffic control system and no additional compensation will be allowed therefore.

10-1.11 CLOSURE REQUIREMENTS AND CONDITIONS:

Closures shall conform to the provisions in "Maintaining Traffic" of these special provisions.

CLOSURE SCHEDULE

By noon Monday, the Contractor shall submit a written schedule of planned closures for the following week period, defined as Sunday noon through the following Sunday noon. Closures involving work (temporary barrier placement and paving operations) that will reduce horizontal clearances, traveled way inclusive of shoulders, to 2 lanes or less shall be submitted not less than 25 days and not more than 125 days before the anticipated start of operation. Closures involving work (pavement overlay, overhead sign installation, falsework and girder erection) that will reduce the vertical clearances available to the public, shall be submitted not less than 25 days and not more than 125 days before the anticipated start of operation.

The Closure Schedule shall show the locations and times of the proposed closures. Closure Schedules submitted to the Engineer with incomplete or inaccurate information will be rejected and returned for correction and resubmittal. The Contractor will be notified of disapproved closures or closures that require coordination with other parties as a condition of approval.

No lane closures shall be allowed before 8:00 a.m. and after 4:00 p.m. of each working day. Lane closure shall conform to the provisions in Section 10-1.12, "Traffic Control System for Lane Closure" of these Special Provisions.

Closure Schedule amendments, including adding additional closures, shall be submitted by noon to the Engineer, in writing, at least 3 business days in advance of a planned closure. Approval of Closure Schedule amendments will be at the discretion of the Engineer.

The Engineer shall be notified of cancelled closures 2 business days before the date of closure.

Closures that are cancelled due to unsuitable weather may be rescheduled at the discretion of the Engineer.

CONTINGENCY PLAN

A detailed contingency plan shall be prepared for reopening closures to public traffic. If required by "Beginning of Work, Time of Completion and Liquidated Damages" of these special provisions, the contingency plan shall be submitted to the Engineer before work at the job site begins. Otherwise, the contingency plan shall be submitted to the Engineer within one business day of the Engineer's request.

LATE REOPENING OF CLOSURES

If a closure is not reopened to public traffic by the specified time, work shall be suspended in conformance with the provisions in Section 8-1.05, "Temporary Suspension of Work," of the

Standard Specifications. No further closures are to be made until the Engineer has accepted a work plan, submitted by the Contractor, that will insure that future closures will be reopened to public traffic at the specified time. The Engineer will have 2 business days to accept or reject the Contractor's proposed work plan. The Contractor will not be entitled to compensation for the suspension of work resulting from the late reopening of closures.

COMPENSATION

The Engineer shall be notified of delays in the Contractor's operations due to the following conditions, and if, in the opinion of the Engineer, the Contractor's controlling operation is delayed or interfered with by reason of those conditions, and the Contractor's loss due to that delay could not have been avoided by rescheduling the affected closure or by judicious handling of forces, equipment and plant, the delay will be considered a right of way delay and will be compensated in conformance with the provisions in Section 8-1.09, "Delays," of the Standard Specifications:

1. The Contractor's proposed Closure Schedule is denied and his planned closures are within the time frame allowed for closures in "Maintaining Traffic" of these special provisions, except that the Contractor will not be entitled to compensation for amendments to the Closure Schedule that are not approved.
2. The Contractor is denied a confirmed closure.

Should the Engineer direct the Contractor to remove a closure before the time designated in the approved Closure Schedule, delay to the Contractor's schedule due to removal of the closure will be considered a right of way delay and compensation for the delay will be determined in conformance with the provisions in Section 8-1.09, "Delays," of the Standard Specifications.

10-1.12 TRAFFIC CONTROL SYSTEM FOR LANE CLOSURE:

A traffic control system shall consist of closing traffic lanes in conformance with the provisions in Section 12, "Construction Area Traffic Control Devices," of the Standard Specifications, and the provisions under "Maintaining Traffic" of these special provisions.

The provisions in this section will not relieve the Contractor of responsibility for providing additional devices or taking measures as may be necessary to comply with the provisions in Section 7-1.09, "Public Safety," of the Standard Specifications.

If components in the traffic control system are displaced or cease to operate or function as specified, from any cause, during the progress of the work, the Contractor shall immediately repair the components to the original condition or replace the components and shall restore the components to the original location.

STATIONARY LANE CLOSURE

When lane closures are made for work periods only, at the end of each work period, components of the traffic control system, except portable delineators placed along open trenches or excavation adjacent to the traveled way, shall be removed from the traveled way and shoulder. If the Contractor so elects, the components may be stored at selected central locations, designated by the Engineer within the limits of the highway right of way.

Each vehicle used to place, maintain and remove components of a traffic control system on multilane highways shall be equipped with a Type II flashing arrow sign which shall be in operation when the vehicle is being used for placing, maintaining or removing the components. Vehicles equipped with Type II flashing arrow sign not involved in placing, maintaining or removing the components when operated within a stationary type lane closure shall only display the caution display mode. The sign shall be controllable by the operator of the vehicle while the vehicle is in motion. The flashing arrow sign shown on the plans shall not be used on the vehicles which are doing the placing, maintaining and removing of components of a traffic control system and shall be in place before a lane closure requiring the sign's use is completed.

MOVING LANE CLOSURE

Flashing arrow signs used in moving lane closures shall be truck-mounted. Changeable message signs used in moving lane closure operations shall conform to the provisions in Section 12-3.12, "Portable Changeable Message Signs," of the Standard Specifications, except the signs shall be truck-mounted and the full operation height of the bottom of the sign may be less than 7 feet above the ground, but should be as high as practicable.

Flashing arrow signs shall be in the caution display mode when used on 2-lane, 2-way highways.

Truck-mounted attenuators (TMA) for use in moving lane closures shall be any of the following approved models, or equal:

1. Hexfoam TMA Series 3000, Alpha 1000 TMA Series 1000, and Alpha 2001 TMA Series 2001, manufactured by Energy Absorption Systems, Inc., 35 East Wacker Drive, Suite 1100, Chicago, IL 60601:
 - 1.1. Northern California: Traffic Control Service, Inc., 8585 Thys Court, Sacramento, CA 95828, telephone (800) 884-8274, FAX (916) 387-9734
 - 1.2. Southern California: Traffic Control Service, Inc., 1818 E. Orangethorpe, Fullerton, CA 92831-5324, telephone (800) 222-8274, FAX (714) 526-9501
2. Cal T-001 Model 2 or Model 3, manufacturer and distributor: Hexcel Corporation, 11711 Dublin Boulevard, P.O. Box 2312, Dublin, CA 94568, telephone (925) 551-4900
3. Renco Rengard Model Nos. CAM 8-815 and RAM 8-815, manufacturer and distributor: Renco Inc., 1582 Pflugerville Loop Road, P.O. Box 730, Pflugerville, TX 78660-0730, telephone (800) 654-8182

Each TMA shall be individually identified with the manufacturer's name, address, TMA model number, and a specific serial number. The names and numbers shall each be a minimum 1/2 inch high and located on the left (street) side at the lower front corner. The TMA shall have a message next to the name and model number in 1/2 inch high letters which states, "The bottom of this TMA shall be 15 inches \pm 1/2 inch above the ground at all points for proper impact performance." Any TMA which is damaged or appears to be in poor condition shall not be used unless recertified by the manufacturer. The Engineer shall be the sole judge as to whether used TMAs supplied under this contract need recertification. Each unit shall be certified by the manufacturer to meet the requirements for TMA in conformance with the standards established by the Transportation Laboratory.

Approvals for new TMA designs proposed as equal to the above approved models shall be in

conformance with the procedures (including crash testing) established by the Transportation Laboratory. For information regarding submittal of new designs for evaluation contact: Transportation Laboratory, 5900 Folsom Boulevard, Sacramento, California 95819.

New TMAs proposed as equal to approved TMAs or approved TMAs determined by the Engineer to need recertification shall not be used until approved or recertified by the Transportation Laboratory.

PAYMENT

The contract price paid for traffic control system shall include full compensation for furnishing all labor, materials (including signs), tools, equipment (including portable changeable message signs), and incidentals, and for doing all the work involved in placing, removing, storing, maintaining, moving to new locations, replacing and disposing of the components of the traffic control system, as specified in the Standard Specifications and these special provisions, and as directed by the Engineer.

10-1.13 PORTABLE CHANGEABLE MESSAGE SIGN:

Portable changeable message signs shall be furnished, placed, operated, and maintained at locations designated by the Engineer and shall conform to the provisions in Section 12, "Construction Area Traffic Control Devices," of the Standard Specifications and these special provisions. Messages displayed on the portable changeable message signs shall conform to Section 12-3.12 "Portable Changeable Message Signs," of the Standard Specifications and "Maintaining Traffic" of these special provisions."

A portable changeable message sign shall be placed in advance of the first warning sign for each stationary lane closure.

A portable changeable message sign shall be placed during speed zone reductions. When used in conjunction with a lane closure, use one portable changeable message sign, with both the speed zone reduction and the lane closure messages.

Seven (7) calendar days prior to the start of work, portable changeable message signs shall be placed at minimum, at both begin and end limits of construction, warning the public of expected delays due to construction activities, as directed by the Engineer.

Full compensation for furnishing all labor, materials, tools, equipment, and incidentals, and for doing all the work involved in furnishing, placing, operating, maintaining, repairing, transporting from location to location and removing the portable changeable message sign, as shown on the plans, as specified in the Standard Specifications and these special provisions, and as directed by the Engineer shall be considered as included in the contract lump sum price paid for traffic control system.

10-1.14 EXISTING HIGHWAY FACILITIES:

The work performed in connection with various existing highway facilities shall conform to the provisions in Section 15, "Existing Highway Facilities," of the Standard Specifications and these special provisions.

10-1.15 CLEARING AND GRUBBING:

Clearing and grubbing shall conform to the provisions in Section 16, "Clearing and Grubbing," of the Standard Specifications.

The contractor shall remove and dispose of all existing vegetation, weeds, tree branches, dirt, debris and other materials that cover the existing AC pavement up to the joint between the edge of AC pavement and the concrete gutter. The contractor shall expose all the existing edges of pavement. The contractor shall remove and dispose of all the debris.

The contract price paid for the various contract items of work shall include full compensation for furnishing all labor, materials, tools, equipment, and incidentals, and for doing all the work involved in clearing and grubbing as specified in these specifications and these special provisions, and as directed by the Engineer, including the removal and disposal of the resulting material and no additional compensation will be allowed therefor.

SECTION 11 – ENVIRONMENTAL STEWARDSHIP

11-1.01 GENERAL:

Attention is directed to Section 14, "Environmental Stewardship," of the Standard Specifications and these Special Provisions.

11-1.02 NOISE AND VIBRATION:

Sound control shall conform to the provisions in Section 14-8, "Noise and Vibration," of the Amended Standard Specifications.

The noise level from the Contractor's operations shall not exceed 85 dBA (max) at a distance of 50 feet from the job site activities from 7 AM to 7 PM, Monday through Friday and from 9 AM to 7 PM, Saturdays and Holidays; where such noise will impact existing development. No noise-generating construction activities shall be allowed on Sundays.

The Contractor shall provide one "Type 1" sound level meter and one acoustic calibrator which will be used by the Department during the life of the contract. The Contractor shall provide training by a person trained in noise monitoring to one Department employee designated by the Engineer. The sound level meter shall be calibrated and certified by the manufacturer or other independent acoustical laboratory prior to delivery to the Department. The Contractor shall provide annual recalibration by the manufacturer or other independent acoustical laboratory. All equipment shall be capable of taking measurements using the A-weighting network and the "slow" response of the sound level meter. The measurement microphone shall be fitted with an appropriate windscreen. All equipment shall be returned to the Contractor at the acceptance of the contract. Equipment damaged by actions of the Department or the public shall be paid for as extra work as provided in Section 4-1.03D of the Amended Standard Specifications.

Each internal combustion engine, used for any purpose on the job or related to the job, shall be equipped with a muffler of a type recommended by the manufacturer. No internal combustion engine shall be operated on the project without the muffler. The contractor shall comply with the California Vehicle Code prohibitions against faulty or modified loud vehicle exhaust systems - Sections 27150 and 27151.

The noise level requirement shall apply to the equipment on the job or related to the job, including but not limited to trucks, transit mixers or transient equipment that may or may not be owned by the Contractor. The use of loud sound signals shall be avoided in favor of light warnings except those required by safety laws for the protection of personnel.

Full compensation for conforming to the requirements of this section shall be considered as included in the prices paid for the various contract items of work involved and no additional compensation will be allowed therefor.

11-1.03 AIR QUALITY:

Air pollution control shall conform to the provisions in Section 14-9, "Air Quality," of the Standard Specifications and these Special Provisions.

Material to be disposed of shall not be burned unless the Contractor has obtained a permit to burn combustible material resulting from clearing and grubbing operations from an air pollution control officer of the local or regional authority. A copy of the permit shall be filed with the Engineer before beginning any burning. All such burning shall be conducted in strict conformance with the provisions stipulated in said permit and at such times and in such manner as to prevent the fire from spreading to areas adjoining the right-of-way.

In case the burning precedes construction operations, the piles may be placed in the center of the right-of-way; otherwise, the piles shall be placed in the most convenient location at the side of the right-of-way and beyond slope lines where they may be burned without damage to the surrounding forest cover or adjacent property.

Full compensation for conforming to the provisions in this section shall be considered as included in the prices paid for the various contract items of work and no additional compensation shall be allowed therefor.

SECTION 12 (Blank)

SECTION 13 (Blank)

SECTION 14 (Blank)

SECTION 15 – SAMPLE CONTRACT

SAMPLE CONTRACT

CONTRACT FOR PUBLIC WORK

COUNTY OF MONTEREY

STATE OF CALIFORNIA

PROJECT NO. 13-812527

THIS AGREEMENT, made in triplicate by and between the COUNTY OF MONTEREY, a political subdivision of the State of California, hereinafter called the "County," and _____, hereinafter called the "Contractor," WITNESSETH:

(1) THE WORK

The Contractor shall do all the work and furnish all the materials, except such as are mentioned in any of the contract documents to be furnished by the County, necessary to construct and complete in a good, workmanlike and substantial manner and to the satisfaction of the County, the following public work:

CSA 25 STREET IMPROVEMENTS
PROJECT NO. 13-812527

in accordance with this agreement and with all of the following additional contract documents which are incorporated into and made a part of this agreement:

- (a) The Standard Specifications, dated May 2006, and the Standard Plans, dated May 2006, including issued amendments through November 30, 2010, of the State of California, Department of Transportation.
- (b) The Special Provisions for the work
- (c) The Notice to Bidders calling for bids
- (d) The Payment and Performance bonds required
- (e) Certificate of Insurance
- (f) The accepted bid/proposal including the following:
 - (1) List of Subcontractors
 - (2) Equal Employment Opportunity Certification
 - (3) Public Contract Code
Section 10285.1 Statement

Section 10162 Questionnaire

Section 10232 Statement

- (4) Noncollusion Declaration
- (5) Debarment and Suspension Certification
- (6) Statement Concerning Employment of Undocumented Aliens
- (7) Contractor’s Certificate as to Worker’s Compensation
- (8) Contractor’s Certification of Good-Faith Effort to Hire Monterey Bay Area Residents
- (9) List of Satisfied Public Agencies
- (10) Bidder’s Bond

All contract documents are intended to cooperate, so that any work called for in one and not mentioned in another is to be executed the same as if mentioned in all. However, should there be any conflict between the terms of this instrument and the Contractor's bid or proposal, then this instrument shall control.

2. WORKERS' COMPENSATION

In accordance with the provisions of Section 3700 of the Labor Code, the Contractor and every Subcontractor will be required to secure the payment of compensation to his employees.

3. CONTRACT PRICE

The County shall pay the Contractor the following prices for the performance of this contract:

CSA 25 STREET IMPROVEMENTS
PROJECT NO. 13-812527

| ITEM NO | ITEM CODE | * | ITEM DESCRIPTION | UNIT OF MEASURE | ESTIMATE QUANTITY | UNIT PRICE (In Figures) | ITEM TOTAL (In Figures) |
|---------|-----------|---|---|-----------------|-------------------|-------------------------|-------------------------|
| 1 | 74016 | | Construction Site Management | LS | 1 | | |
| 2 | 74017 | | Prepare Water Pollution Control Program | LS | 1 | | |
| 3 | 120090 | S | Construction Area Signs | LS | 1 | | |
| 4 | 120100 | S | Traffic Control System | LS | 1 | | |
| 5 | 153216 | | Remove Concrete Curb and Sidewalk | CY | 58 | | |
| 6 | 150857 | | Remove Asphalt Concrete Surfacing | SQFT | 1,570 | | |
| 7 | 160101 | | Clearing and Grubbing | LS | 1 | | |

| ITEM NO | ITEM CODE | * | ITEM DESCRIPTION | UNIT OF MEASURE | ESTIMATE QUANTITY | UNIT PRICE (In Figures) | ITEM TOTAL (In Figures) |
|-------------------|-----------|---|----------------------------------|-----------------|-------------------|-------------------------|-------------------------|
| 8 | 401000 | | Concrete Pavement (Speed Table) | CY | 32 | | |
| 9 | 731517A | | Minor Concrete (Curb and Gutter) | CY | 17 | | |
| 10 | 731521 | | Minor Concrete (Sidewalk) | CY | 17 | | |
| 11 | 566011 | S | Roadside Sign - One Post | EA | 16 | | |
| 12 | 840515 | S | Thermoplastic Pavement Marking | SQFT | 355 | | |
| TOTAL COST | | | | | | | |

IN WITNESS WHEREOF, the parties hereto have executed this Agreement as of the dates appearing below their respective signatures.

CONTRACTOR:

(Name of Company)

By: _____
Signature of Chair, President, or Vice-President

Printed Name and Title

Date: _____

By: _____
Signature of Secretary, Asst. Secretary, CFO,
Treasurer or Asst. Treasurer*

Printed Name and Title

Date: _____

COUNTY OF MONTEREY:

APPROVE AS TO FISCAL TERMS

By: _____

Name: Robert K. Murdoch, P.E.

Title: Director of Public Works

Dated: _____

By: _____

Name: Gary Giboney

Title: Chief Deputy Auditor-Controller

Date: _____

APPROVE AS TO FORM

APPROVE AS TO INDEMNITY/
INSURANCE LANGUAGE

By: _____

Name: Cynthia L. Hasson

Title: Deputy County Counsel

Date: _____

By: _____

Name: Steven F. Mauck

Title: Risk Manager

Date: _____

***INSTRUCTIONS:** If CONTRACTOR is a corporation, including limited liability and non-profit corporations, the full legal name of the corporation shall be set forth above together with the signatures of two specified officers. If CONTRACTOR is a partnership, the name of the partnership shall be set forth above together with the signature of a partner who has authority to execute this AGREEMENT on behalf of the partnership. If CONTRACTOR is contracting in an individual capacity, the individual shall set forth the name of the business, if any, and shall personally sign the AGREEMENT.

COUNTY OF MONTEREY

PAYMENT BOND

(Civil Code Section 9550)

WHEREAS, the County of Monterey has awarded to Principal, as Contractor, a contract for the following project:

CSA 25 STREET IMPROVEMENTS
PROJECT NO. 13-812527

AND WHEREAS, Principal, as Contractor, is required to furnish a bond in connection with said contract, to secure the payment of claims of laborers, mechanics, materialmen, and other persons furnishing labor and materials on the project, as provided by law.

NOW, THEREFORE, we _____, as Principal,
and _____
_____ as Surety, are held and firmly bound unto the County of Monterey, a political subdivision of the State of California (hereinafter called "County"), and to the persons named in California Civil Code section 9100 in the penal sum of _____ Dollars (\$ _____) for the payment of which sum in lawful money of the United States, well and truly to be made, we bind ourselves, our heirs, executors, administrators, successors and assigns, jointly and severally, firmly by these presents.

THE CONDITION OF THIS OBLIGATION IS SUCH THAT:

If the Principal, or any of Principal's heirs, executors, administrators, successors, assigns, or Subcontractors, (1) fails to pay in full all of the persons named in Civil Code Section 9100 with respect to any labor or materials furnished by said persons on the project described above, or (2) fails to pay in full all amounts due under the California Unemployment Insurance Code with respect to work or labor performed on the project described above, or (3) fails to pay for any amounts required to be deducted, withheld, and paid over to the Employment Development Department from the wages of employees of the Principal and Subcontractors pursuant to Unemployment Insurance Code section 13020 with respect to such work and labor, then the Surety shall pay for the same.

Surety hereby stipulates and agrees that no change, extension of time, alteration or addition to the terms of the contract on the call for bids, or to the work to be performed there under, or the specifications accompanying the same, shall in any way affect its obligation under this bond, and it does hereby waive notice of any such change, extension of time, alteration or addition to the terms of said contract or the call for bids, or to the work, or to the specifications.

If suit is brought upon this bond by the County and judgment is recovered, the Surety shall pay all litigation expenses incurred by the County in such suit, including attorney's fees, court costs, expert witness fees and investigation expenses.

This bond inures to the benefit of any of the persons named in Civil Code section 9100, and such persons or their assigns shall have a right of action in any suit brought upon this bond, subject to any limitations set forth in Civil Code sections 9550 et seq. (Civil Code, Division 4, Part 6, Title 3, Chapter 5: Payment Bond for Public Works).

IN WITNESS WHERE OF the above-bounden parties have executed this instrument under their several seals this _____ day of _____, 20____, the name and corporate seal of each corporate party being hereto affixed and these presents duly signed by its undersigned representative, pursuant to authority of its governing body.

(Corporate Seal)

Principal

By _____

Name and Title _____

(Corporate Seal)

Surety

By _____

Name and Title _____

(Attach notary acknowledgement for all signatures and original or certified copy of unresolved appointment, attorney-in-fact certificate, power of attorney, by laws, or other instrument entitling or authorizing person executing bond on behalf of Surety to do so.)

COUNTY OF MONTEREY

PERFORMANCE BOND

WHEREAS, the County of Monterey has awarded to Principal, _____
as Contractor, a contract for the following project:

CSA 25 STREET IMPROVEMENTS
PROJECT NO. 13-812527

WHEREAS, Principal, as Contractor, is required to furnish a bond in connection with said contract, to secure the faithful performance of said contract.

NOW, THEREFORE, we _____, as Principal,
and _____
_____ as Surety, are held and firmly
bound unto the County of Monterey, a political subdivision of the State of California (hereinafter
called "County"), in the penal sum of _____
Dollars (\$ _____), for the payment of which sum in lawful money of the United
States, well and truly to be made, we bind ourselves, our heirs, executors, administrators,
successors and assigns, jointly and severally, firmly by these presents.

THE CONDITION OF THIS OBLIGATION IS SUCH THAT:

If the Principal, as Contractor, or Principal's heirs, executors, administrators, successors,
or assigns, (1) shall in all things stand to and abide by and well and truly keep and perform the
covenants, conditions, and agreements in said contract and any alteration thereof made as therein
provided, on Principal's part to be kept and performed, at the time and in the manner therein
specified and in all respects according to their true intent and meaning, and (2) shall defend,
indemnify and save harmless the County, the members of its board of supervisors, and its
officers, agents and employees as therein stipulated, then this obligation shall become null and
void; otherwise, it shall be and remain in full force and virtue.

Surety hereby stipulates and agrees that no change, extension of time, alteration, or addition
to the terms of the contract or the call for bids, or to the work to be performed thereunder, or the
specifications accompanying the same, shall in any way affect its obligation under this bond, and
it does hereby waive notice of any such change, extension of time, alteration or addition to the
terms of said contract or the call for bids, or to the work, or to the specifications.

Whenever the Principal, as Contractor, is in default, and is declared in default, under the
contract by the County of Monterey, the County of Monterey having performed its obligation
under the contract, Surety may promptly remedy the default, or shall promptly:

- (1) Complete the contract in accordance with its terms or conditions, or
- (2) Obtain a bid or bids for submission to County of Monterey for completing the
contract in accordance with its terms or conditions, and upon determination by
County of Monterey and Surety of the lowest responsible and responsive bidder,
arrange for a contract between such bidder and County of Monterey, and make

available as work progresses (even though there should be a default or a succession of defaults under the contract or contracts of completion arranged under this paragraph) sufficient funds to pay the cost of completion less the balance of contract price.

If suit is brought upon this bond by the County and judgment is recovered, the Surety shall pay all litigation expenses incurred by the County in such suit, including attorney’s fees, court costs, expert witness fees and investigation expenses.

IN WITNESS WHEREOF, the above-bounden parties have executed this instrument under their several seals this _____ day of _____, 20____, the name and corporate seal of each corporate party being hereto affixed and these presents duly signed by its undersigned representative, pursuant to authority of its governing body.

(Corporate Seal)

_____ Principal

By _____

Name and Title _____

(Corporate Seal)

_____ Surety

By _____

Name and Title _____

(Attach notary acknowledgement for all signatures and original or certified copy of unresolved appointment, attorney-in-fact certificate, power of attorney, by laws, or other instrument entitling or authorizing person executing bond on behalf of Surety to do so.)