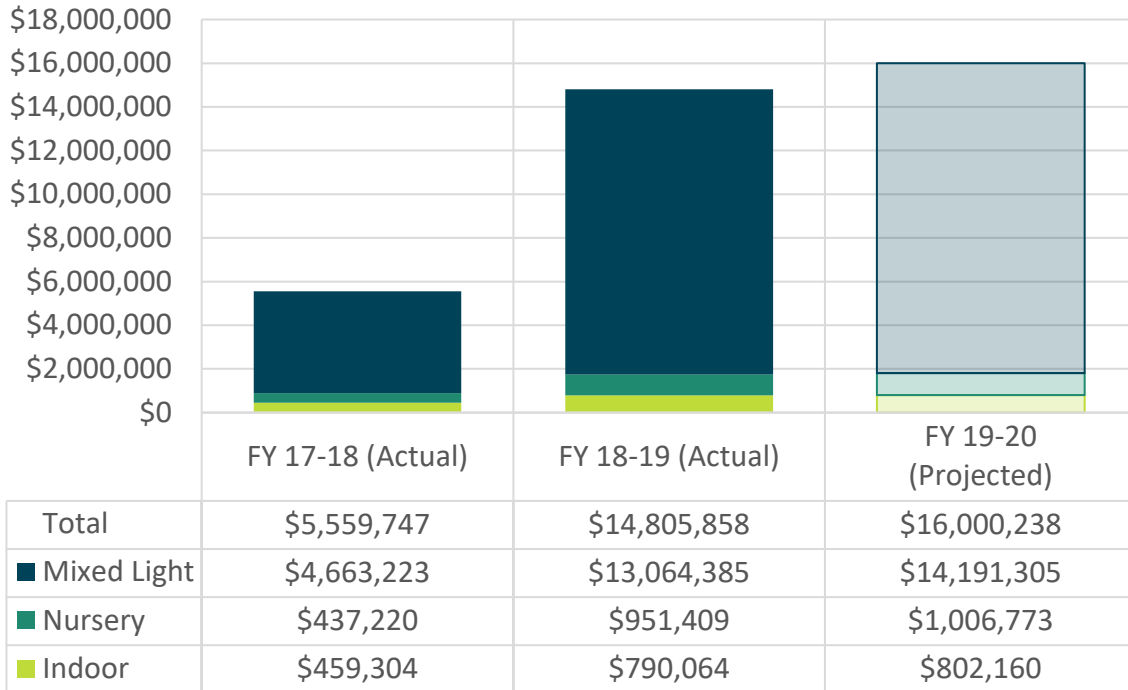


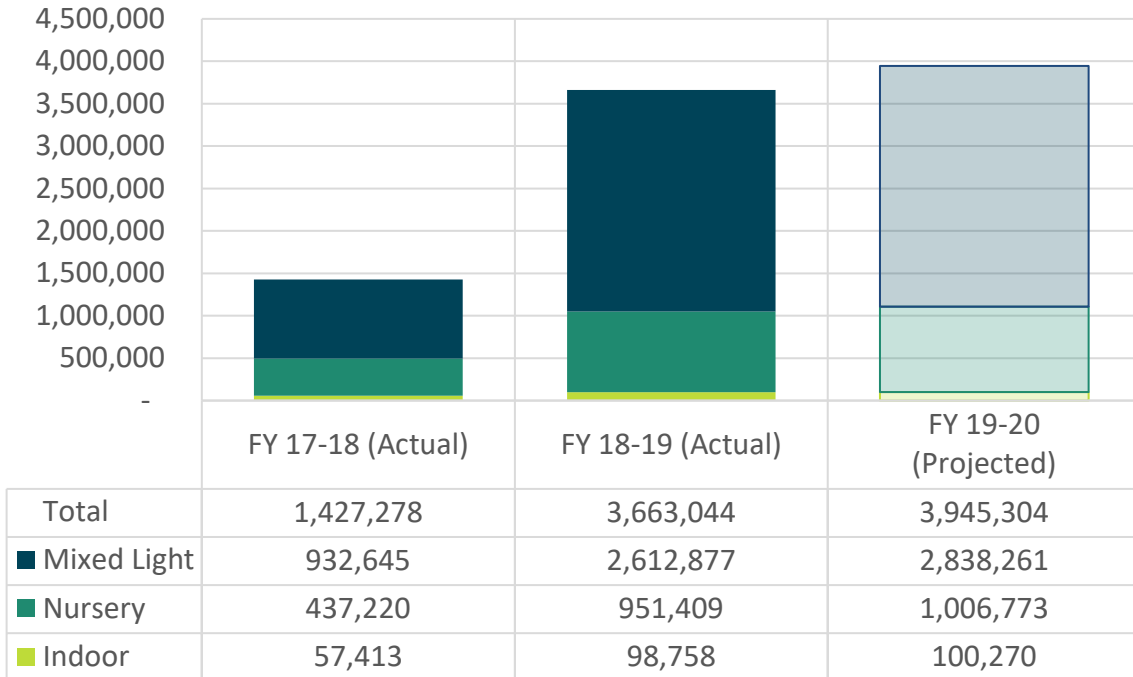
FY 2019-20 Cannabis Program Allocations

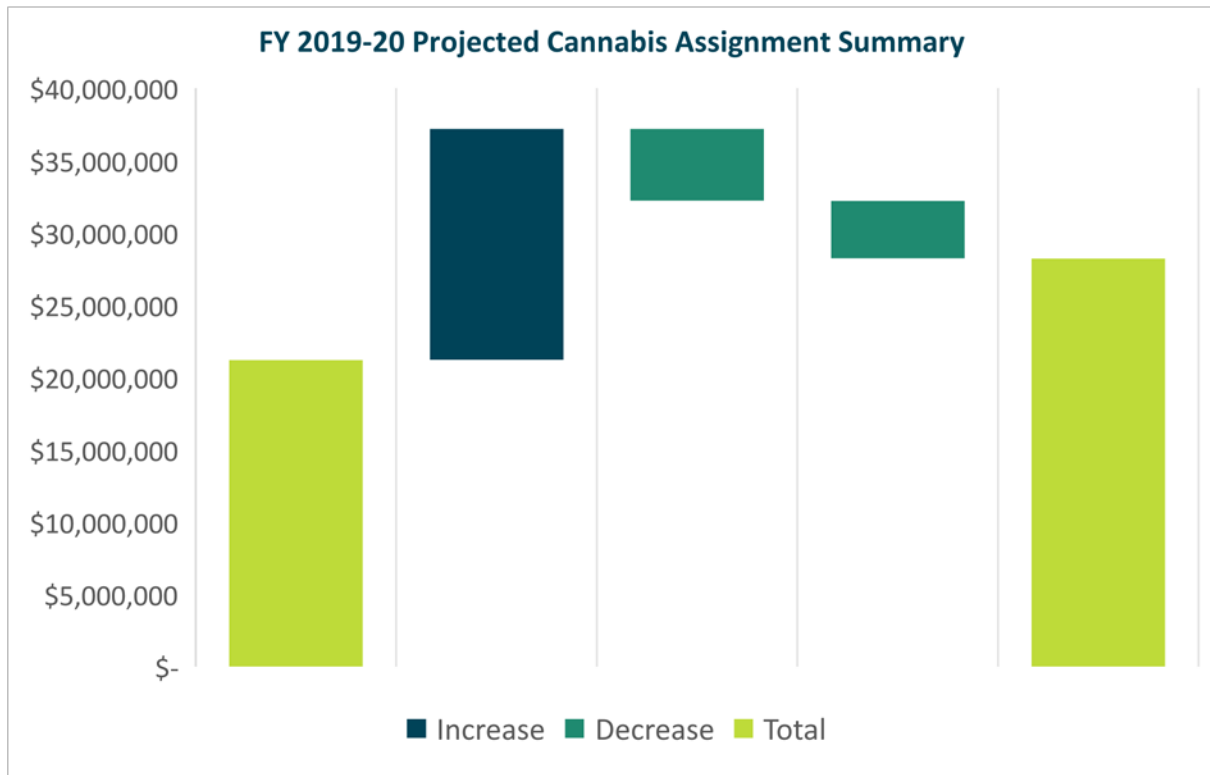
	Department	FTE Count	Staff Costs	Non-Staff Costs	Total Costs
Adopted Budget		23.98	\$3,646,394.50	\$1,075,107.00	\$4,721,501.50
Weights & Measures Inspector	Agricultural Commissioner	1.50	\$191,052.00		\$191,052.00
Inspector/Biologist	Agricultural Commissioner	1.00	\$141,517.00		\$141,517.00
Analyst I	Auditor Controller	0.50	\$64,710.00		\$64,710.00
Program Manager II	CAO	1.00	\$162,904.00		\$162,904.00
Management Analyst III	CAO	1.00	\$162,016.00		\$162,016.00
Management Analyst II	CAO	1.00	\$145,210.00		\$145,210.00
Permit Technician	CAO	1.00	\$108,833.00		\$108,833.00
Accountant	CAO	1.00	\$86,408.00		\$86,408.00
CA Cannabis Authority	CAO			\$50,000.00	\$50,000.00
Acela Licenses-Enforcement Data Sharing	CAO			\$40,000.00	\$40,000.00
Program Travel and Training	CAO			\$10,000.00	\$10,000.00
Senior Secretary for Cannabis Program	CAO	1.00	\$92,957.00		\$92,957.00
Cannabis Program training	CAO			\$11,250.00	\$11,250.00
Sheriff's Overtime	CAO			\$150,000.00	\$150,000.00
Aircraft: Fixed Wing and Helicopter	CAO			\$86,400.00	\$86,400.00
Deputy County Counsel	CC	1.00	\$221,766.00		\$221,766.00
Deputy District Attorney	DA	1.00	\$223,775.00		\$223,775.00
District Attorney Investigator III	DA	1.00	\$220,386.00		\$220,386.00
DA Inspector III-Civil	DA	1.00	\$220,204.00		\$220,204.00
Accountant III	DA	0.50	\$73,188.00		\$73,188.00
Environment Health Specialist	Health	1.00	\$130,718.00		\$130,718.00
Youth Prevention/Intervention	Health			\$125,000.00	\$125,000.00
Environmental Health Specialist III	Health	1.00	\$111,409.00		\$111,409.00
Public Awareness	Health			\$100,000.00	\$100,000.00
Environmental Health Specialist III	Health	1.00	\$88,749.00		\$88,749.00
Management Analyst II	Health	0.50	\$72,605.00		\$72,605.00
Lab Analysis	Health			\$100,000.00	\$100,000.00
Code Compliance Inspector II	RMA	1.00	\$122,887.00		\$122,887.00
Vehicle	RMA			\$41,826.00	\$41,826.00
Overhead	RMA			\$287.00	\$287.00
Code Compliance Inspector II	RMA	1.00	\$130,703.00		\$130,703.00
Code Compliance Inspector II	RMA	1.00	\$123,008.00		\$123,008.00
Sheriff's Sergeant	Sheriff Office	1.00	\$263,984.00		\$263,984.00
Sheriff's Sergeant	Sheriff Office	1.00	\$224,676.00		\$224,676.00
Overtime for Enforcement	Sheriff Office			\$200,000.00	\$200,000.00
Two Vehicles including equip	Sheriff Office			\$62,836.00	\$62,836.00
Management Analyst III	TTC	0.66	\$105,167.70		\$105,167.70
IT, Clerical, Exec Oversight Overhead	TTC			\$97,508.00	\$97,508.00
Accountant III	TTC	0.66	\$95,948.82		\$95,948.82
Accounting Technician	TTC	0.66	\$61,612.98		\$61,612.98
Other Personnel Financed by Cannabis		3.00	\$271,164.00	\$0.00	\$271,164.00
Housing Analyst II	CAO	1.00	\$112,755.00		\$112,755.00
MVAO Representative	DSS	1.00	\$66,998.00		\$66,998.00
Public Guardian	Health	1.00	\$91,411.00		\$91,411.00
Total FY 19-20 Recurring Expenditures			\$3,917,558.50	\$1,075,107.00	\$4,992,666

Year Over Year (YOY) Cannabis Cultivation Revenue Overview



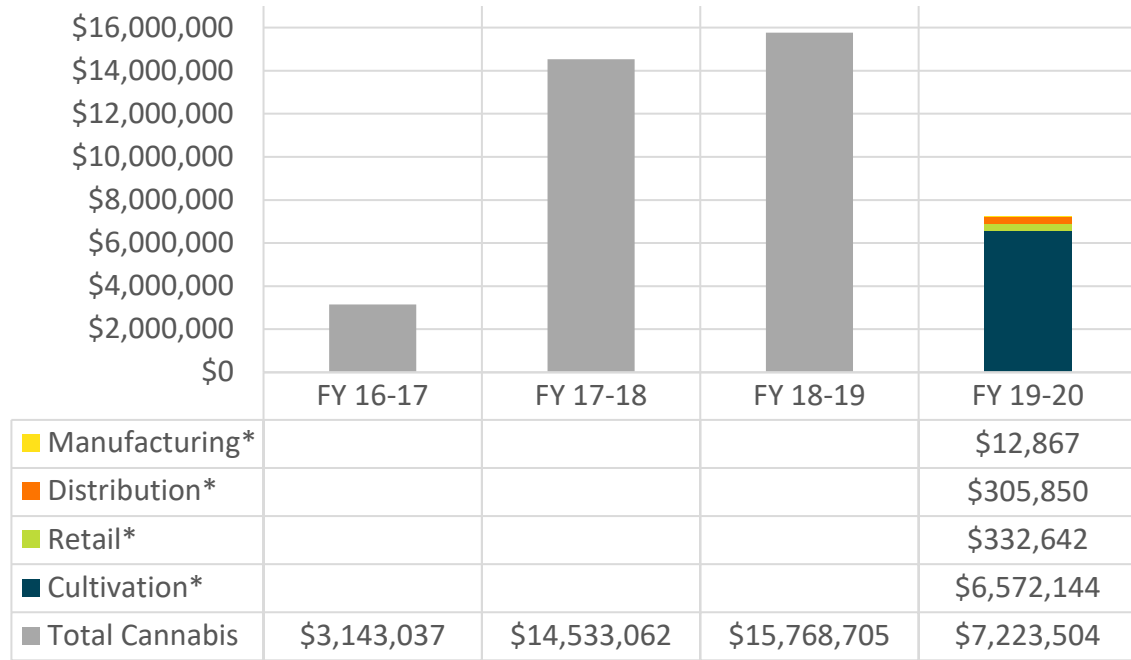
YOY Cannabis Cultivation Square Footage Overview





Beginning Balance 7/1/2019	Projected Cultivation Revenue	Ongoing Commitments	Assignment Expenditures	Projected Ending Balance
\$21,198,757	\$16,000,238	-\$4,992,666	-\$3,982,602	\$28,223,727

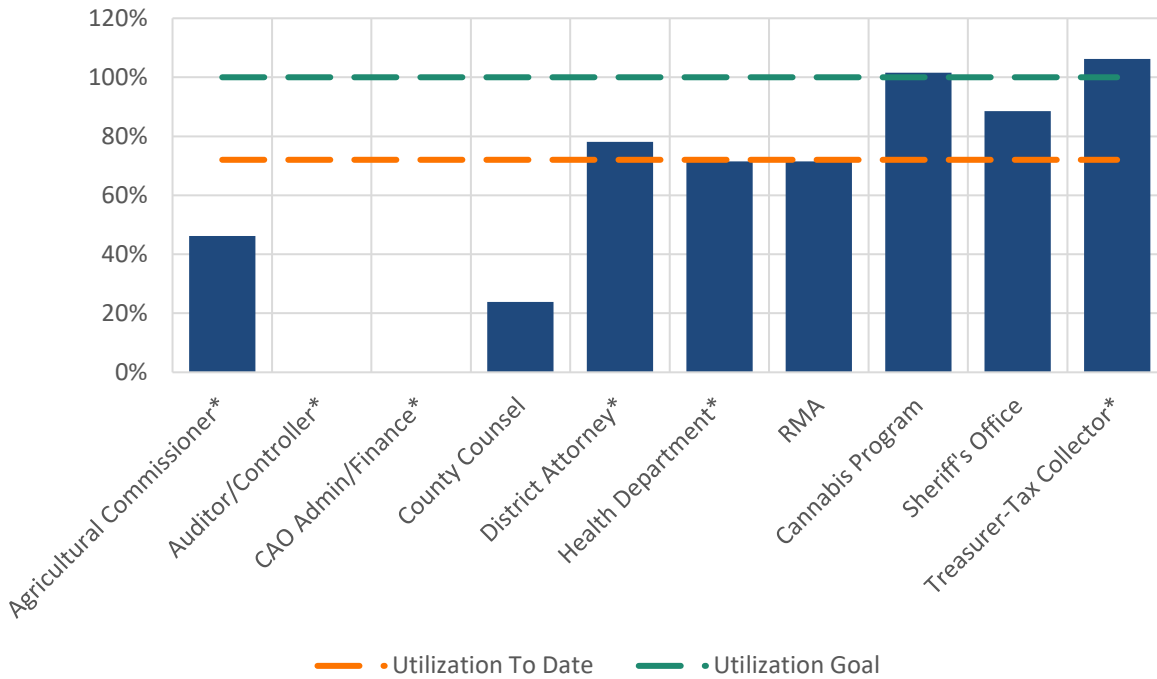
YOY Cannabis Tax Overview



FY 2019-20 Cannabis Assignment Expenditures

Legistar File #	BOS Date	Purpose	Amount
		Salinas Homeless Shelter (DSS)	\$92,825
		Safe Parking (DSS)	\$86,380
		Whole Person Care (DSS)	\$37,261
		First 5 Programs (Health)	\$340,000
		Book Collection (Library)	\$300,000
		Homelessness Consultant (CAO)	\$45,000
		Chinatown Outreach (CAO)	\$5,000
		Prunedale Senior Center (CAO)	\$20,000
		Salinas Soccer Park Complex	\$250,000
		Rural County Representatives of California Membership	\$15,000
19-0682	9/10/2019	Census (CAO-8440)	\$300,000
19-0762	10/8/2019	DUI Court (Probation)	\$109,000
19-0762	10/8/2019	DUI Court (Health)	\$51,000
19-120	11/19/2019	Lakes Fund Deficit (RMA)	\$2,131,440
20-004	1/14/2020	Citygate Consultant (RMA)	\$199,696
Total FY 19-20 Non-Recurring Expenditures			\$3,982,602

FY 2019-20 Resource Utilization, Prorated



Department	Prorated Hours			% Utilized
	FTE	Hours Utilized	Available	
Department	23.98	16,448	22,835	72%
Agricultural Commissioner*	2.50	1,220	2,640	46%
Auditor/Controller*	0.50	0	528	0%
CAO Admin/Finance*	1.00	0	1,056	0%
County Counsel	1.00	252	1,056	24%
District Attorney*	3.50	2,889	3,696	78%
Health Department*	3.50	2,644	3,696	72%
RMA	3.00	1,664	2,328	71%
Cannabis Program	5.00	3,689	3,632	102%
Sheriff's Office	2.00	1,870	2,112	89%
Treasurer-Tax Collector*	1.98	2,220	2,091	106%

*Positions unfilled/duties shared