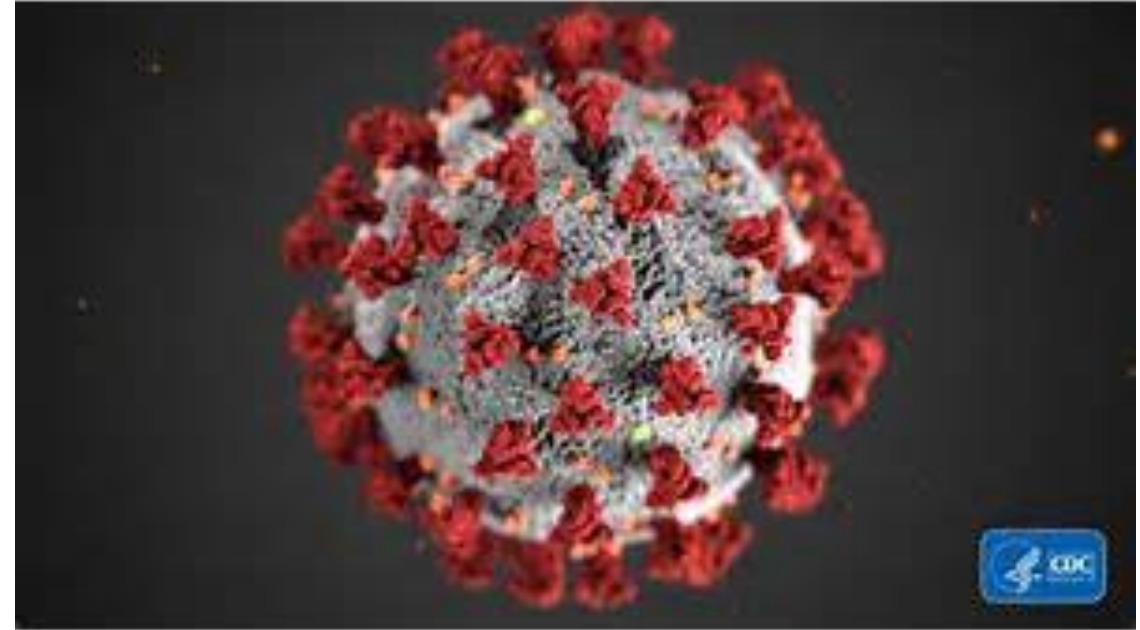


COVID-19 Updates and Metrics



Monterey County Health Department, Public Health Bureau
Edward Moreno, MD, MPH, Health Officer & Director of Public Health
October 20, 2020



Updates



California Guidance for Halloween Celebrations

- CDPH recommends safer alternatives to celebrating Halloween and Día de los Muertos
- Strongly discourages Trick-or-Treating
- Recommendations are similar to Monterey County Guidance



Approved Waivers for In-Person Instruction to Resume

Private

- All Saints Day School, Carmel
- Anthem Christian School, Salinas
- *Big Sur Charter, Monterey*
- *Bradley Union Elementary, Bradley*
- Chartwell School, Seaside
- Madonna del Sasso School, Salinas
- Pacific Valley School, Big Sur
- Sacred Heart School, Salinas
- San Carlos School, Monterey
- Santa Catalina School, Monterey

Public

- San Ardo Union Elementary School, San Ardo
- San Antonio Elementary School, Lockwood

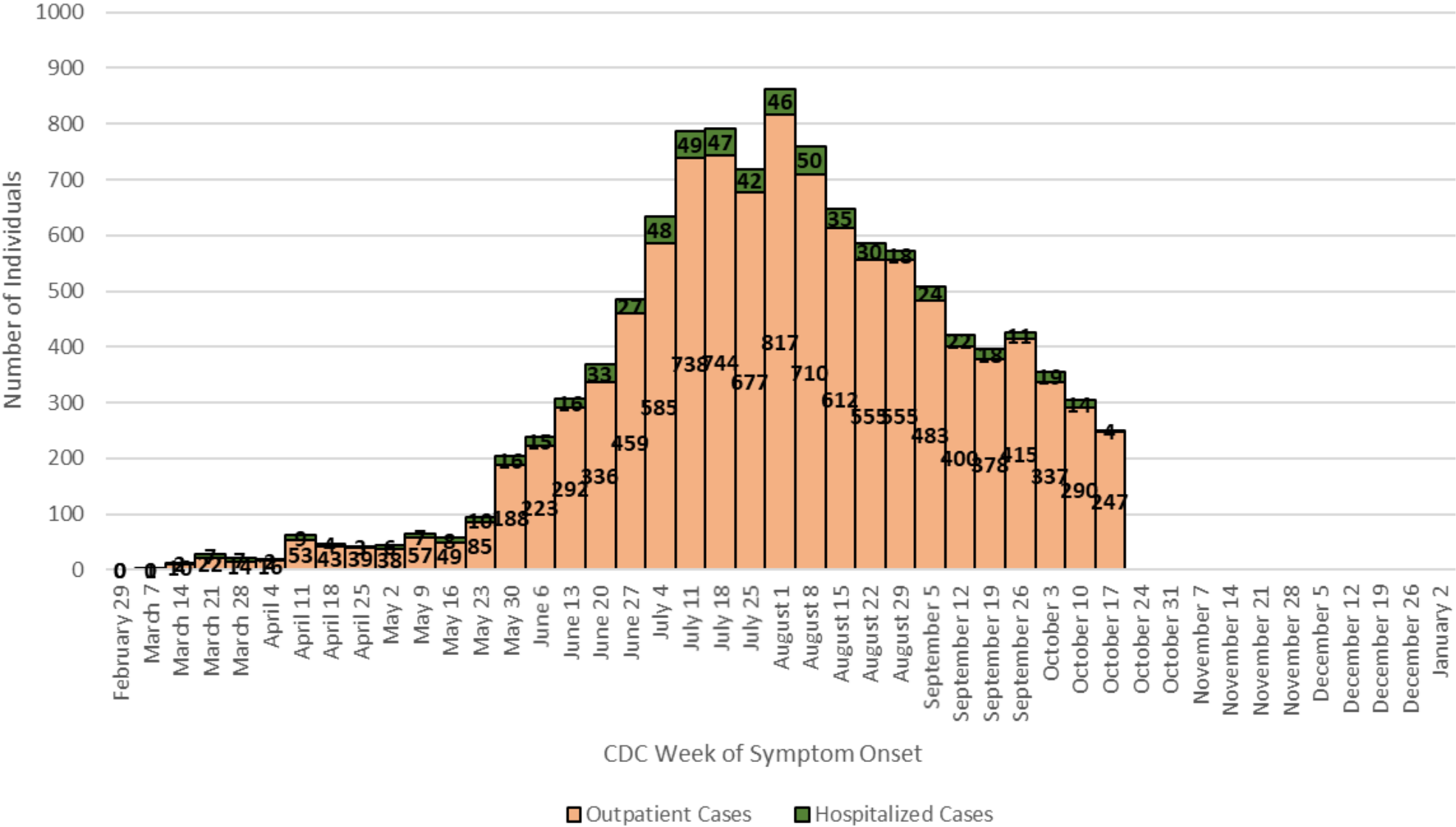


Data and Metrics

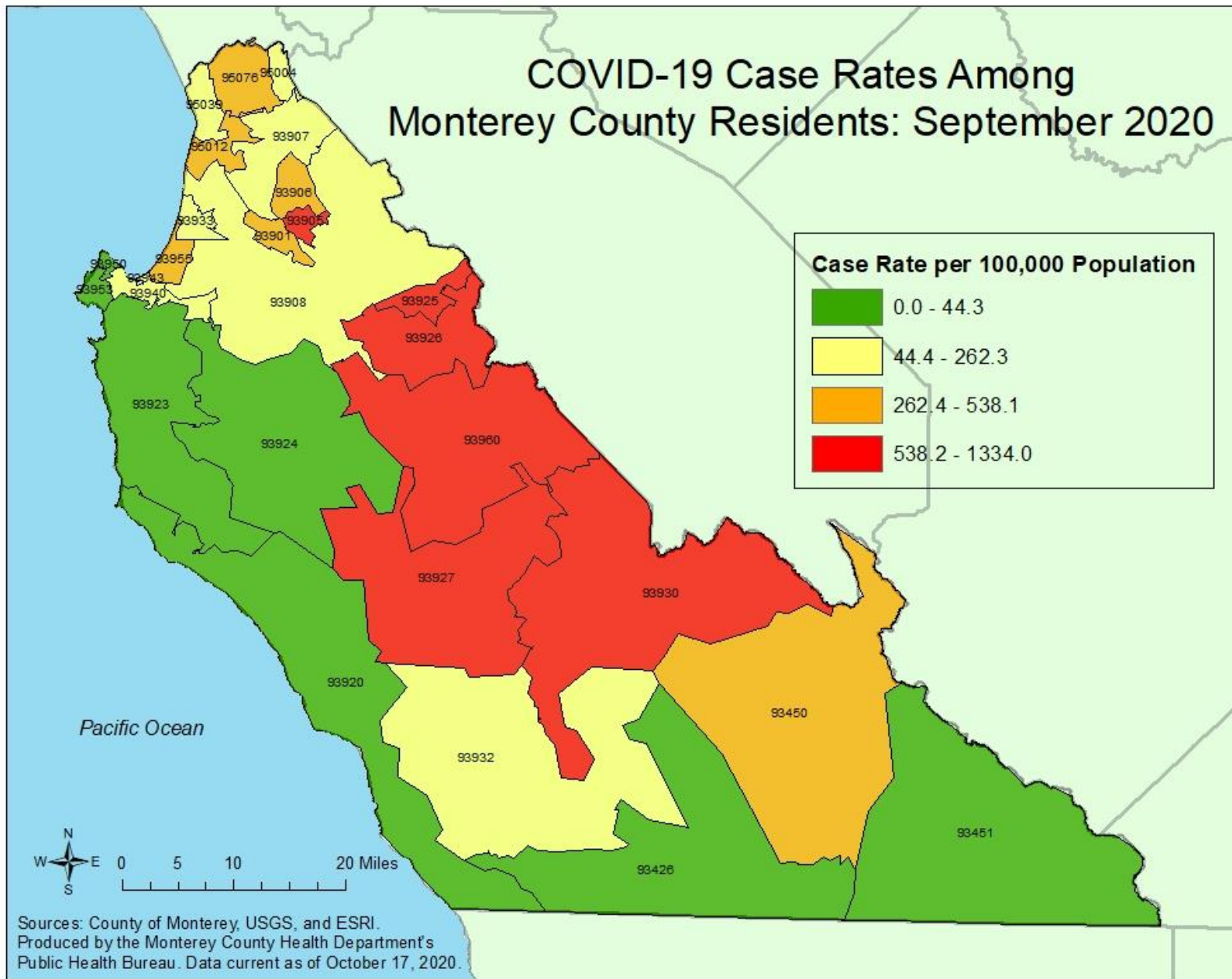


COVID-19 Among Monterey County Residents

as of October 18, 2020

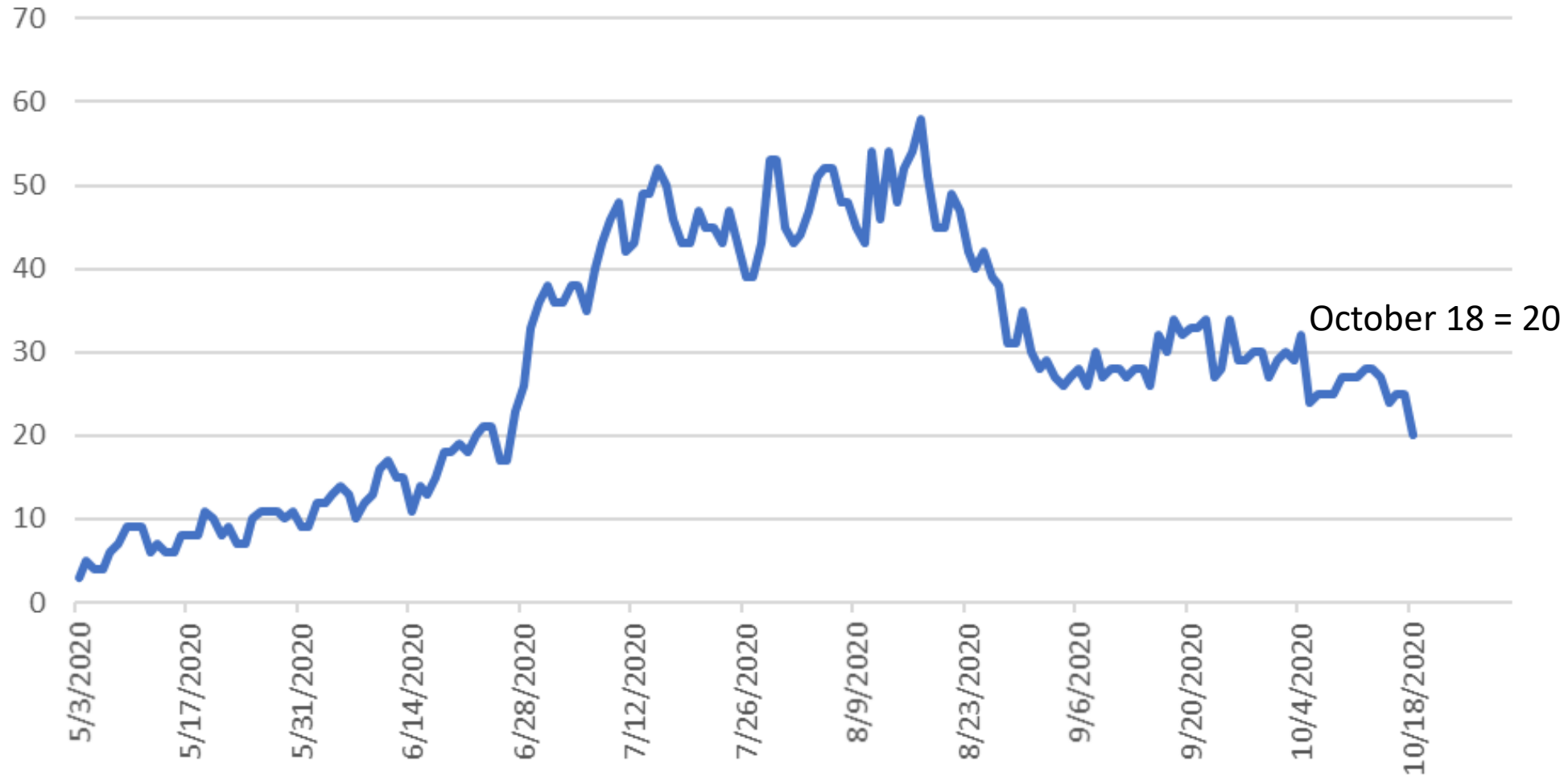


COVID-19 Case Rates Among Monterey County Residents: September 2020



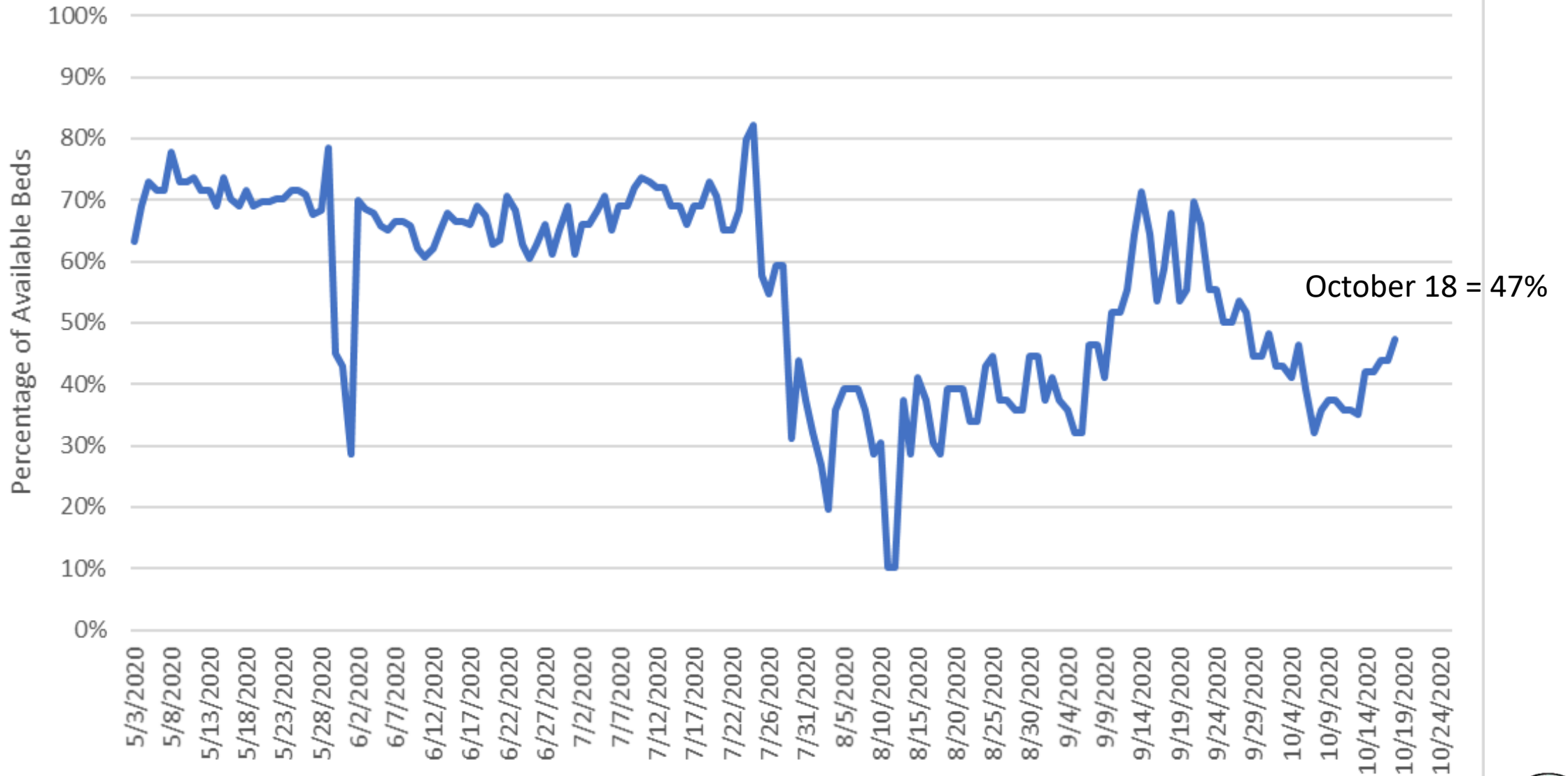
Monterey County Hospitalization Census: Confirmed COVID-19 Patients as of October 18, 2020

COVID-19 Patient Census



Monterey County ICU Bed Availability

as of October 18, 2020



Blueprint Metric Tier Thresholds

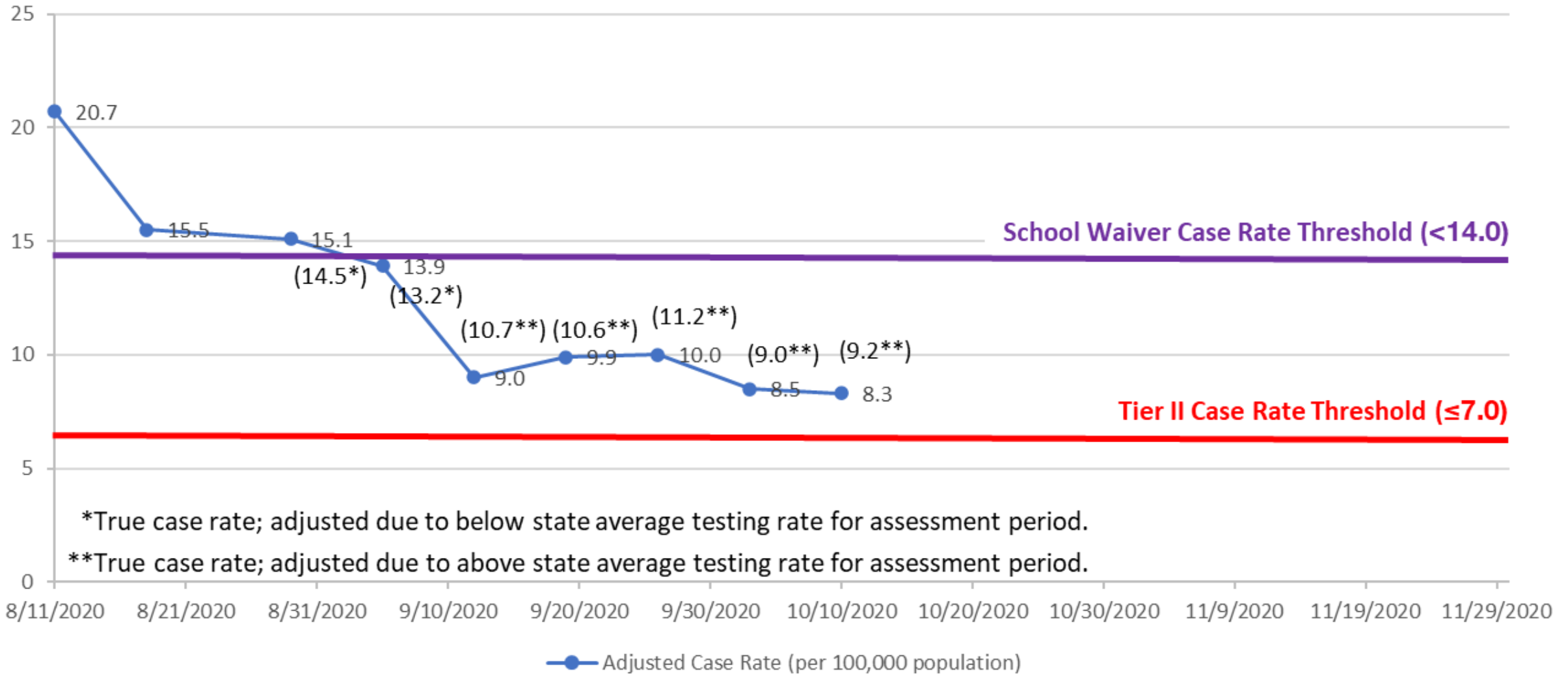
Monterey County Blueprint Metrics as of October 3	Tier 1 (Widespread)	Tier 2 (Substantial)	Tier 3 (Moderate)	Tier 4 (Minimal)
Adjusted Case Rate: 8.3	>7	4 to 7	1 to 3.9	<1
Test Positivity Rate: 4.0%	>8%	5% to 8%	2% to 4.9%	<2%
HPI Lowest Quartile Test Positivity Rate: 6.9%	>8.00%	≤8.00%	<5.25%	<2.2%



CDPH Blueprint for a Safer Economy Metrics

Monterey County Adjusted Case Rate

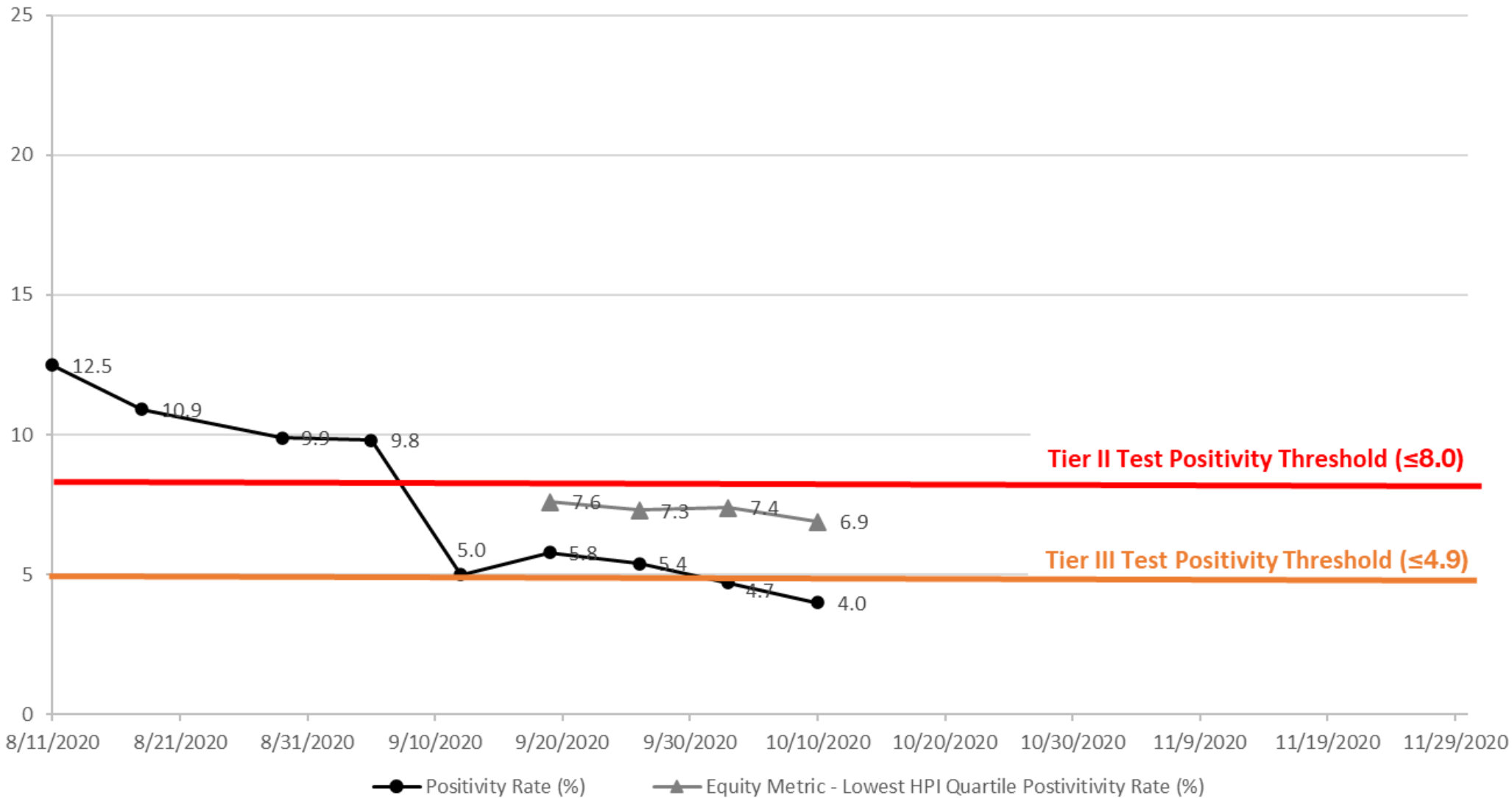
as of October 10 Assessment Period



CDPH Blueprint for a Safer Economy Metrics

Monterey County Test Positivity Rate and Equity Measure

as of October 10 Assessment Period



Tier II Test Positivity Threshold (≤8.0)

Tier III Test Positivity Threshold (≤4.9)



Steps to Further Reduce COVID-19 Case Rate and Positivity Rate

- Practice physical distancing (at least 6 feet)
- Wear a face covering when outside home
- Wash hands frequently
- Adhere to state guidance for businesses, schools and general public
- Stay home if feeling ill or in close contact with someone who is ill
- Consider testing if ill or in close contact with someone who is ill
- Adhere to isolation and quarantine guidance



COVID-19 Testing



COVID-19 Testing Recommendations

Testing identifies individuals who may be spreading COVID-19

Recommended for:

- Individuals who are symptomatic or have been in close contact with someone who is symptomatic
- Healthcare workers and first responders
- Caretakers to high risk individuals
- Individuals who have frequent interactions with the public (essential workers)
- Anyone who is concerned they may be an asymptomatic carrier

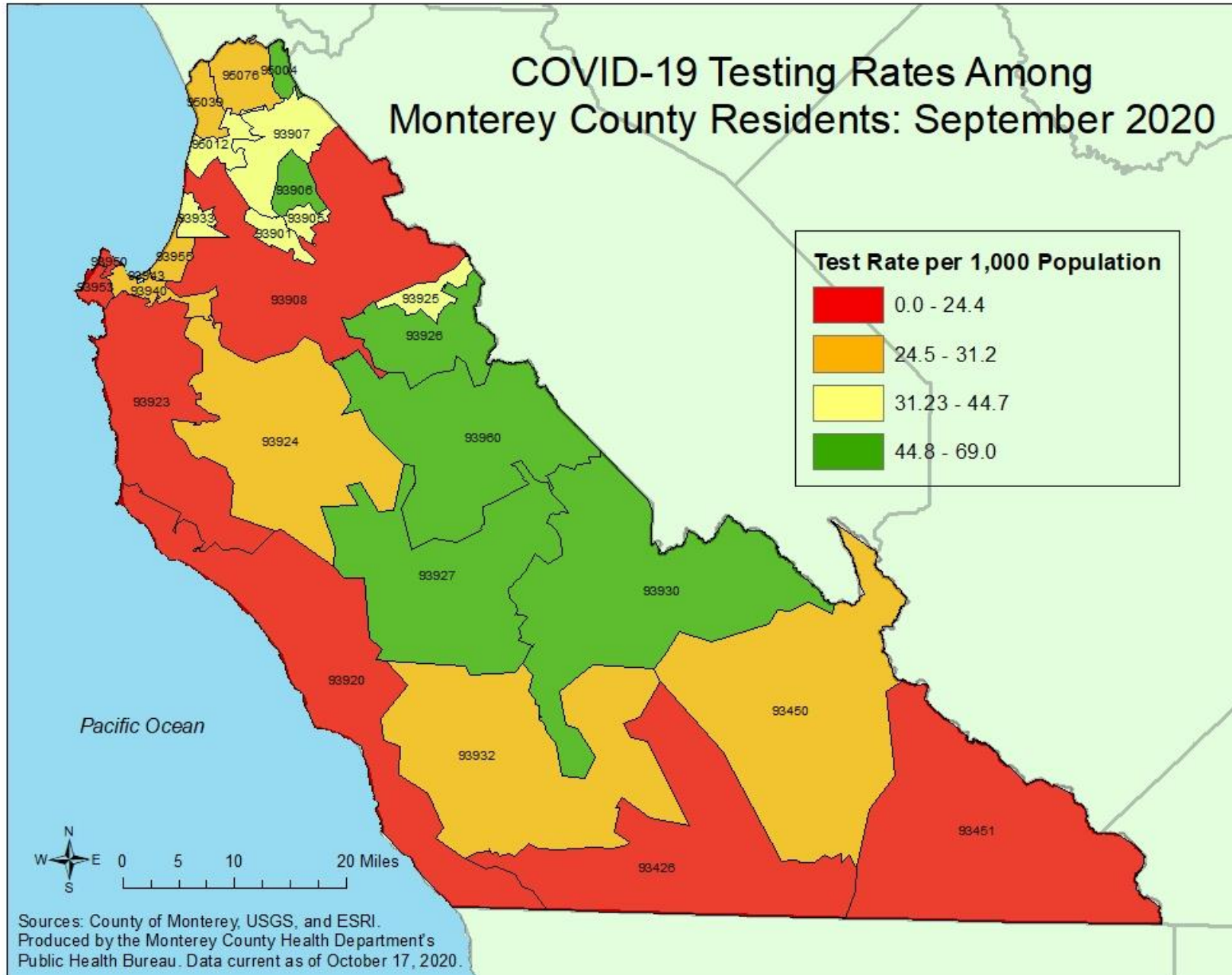


Testing Data for Monterey County

Laboratories	Positive Results (Monterey County Residents Only)	Negative & Inconclusive Results	Total Resulted Tests	Percent of Total Resulted Tests	% Positive (cumulative)	% Positive (last 14 days)	Testing Turn Around Time (cumulative)	Testing Turn Around Time (last 14 days)
Monterey County Public Health Laboratory	3,266	14,771	18,037	18%	18.1%	10.7%	1.2	0.7
Other Public Health Laboratories	86	512	598	1%	14.4%	7.8%	2.6	2.8
Commercial Laboratories	6,152	58,916	65,068	64%	9.5%	9.9%	3.1	2.0
Hospital Laboratories	1,496	15,202	16,698	16%	9.0%	5.8%	0.6	0.5
Outpatient Clinic Laboratories	91	933	1,024	1%	8.9%	13.1%	0.6	0.3
Total	11,091	90,334	101,425	100%	10.9%	9.2%	2.3	1.5



COVID-19 Testing Rates Among Monterey County Residents: September 2020



Current State OptumServe Testing

Seaside High School starting today, October 20

- 8:30 am - 4 pm and 7-7:30 pm appointments are required
- Pre-Register at <https://lhi.care/covidtesting> or call 1-888-634-1123
- 4 - 7 pm walk-ins accepted

Cesar Chavez Library, Salinas

- Tuesday through Saturday 8 am - 8 pm

Schedule of all testing sites in Monterey County and surrounding areas available at: www.mtyhd.org/covidtesting



State Testing Expansion

Existing OptumServe locations

- Continue to collect specimens
- Will increase number of patients served each day to 165/day

New OptumServe locations

- Fixed pedestrian sites
- Fixed drive through sites
- Traveling teams to sites serving at risk communities
- Mobile model with motor coach
- LHJ operated sites. OPTUM provides collection kits, patient registration platform and lab capacity.



State Testing Expansion

PerkinElmer

- Manages new lab in Valencia
- Initial opening Monday, October 26th with 3 counties
- Official Launch, November 1 with 40,000 tests per day
- Ramp up to 150,000 tests per day at \$30 per test
- 24-48 hour turn around time



State Testing Expansion

Color Genomics

- Provides collection kits and shipping supplies to providers
- Will deliver results to ordering provider, patient and CalREDIE

FedEx

- Transporting specimens

Testing for children

Insurance billed, no charge to patients



Influenza Season



Steps to Reduce the Impact of Influenza during the COVID-19 Pandemic

Get a flu shot

- Some people that survive COVID-19 have prolonged lung inflammation and may be more vulnerable to seasonal influenza. Flu vaccine can protect COVID-19 survivors from the flu and prevent other people from exposing COVID-19 survivors to the flu.
- Flu vaccine reduces emergency room visits and hospitalizations due to flu, which frees up hospital beds for others.



Steps to Reduce the Impact of Influenza during the COVID-19 Pandemic

Monterey County no cost influenza vaccination clinics

- Wednesday, October 21st
 - CSUMB Lot 59, Drive Thru only
 - 9 am – noon
- Thursday, October 22nd
 - CSUMB Lot 59, Drive Thru only
 - 9 am – noon
- Clinic schedule at www.mtyhd.org/flu



Questions

