

MONTEREY COUNTY WATER RESOURCES AGENCY

FISCAL YEAR 2025-26 REVISED RECOMMENDED BUDGET



Monterey County Water Resources Agency

HISTORY

The Salinas River was the original main source for irrigation in the Salinas Valley, but by 1872, farmers turned to groundwater. By 1900, wells were so common to the point by 1930 there were concerns about seawater intrusion. Combined with continual flooding in the valley, the concerns prompted the formation of the Monterey County Flood Control and Water Conservation District (MCFCWCD) in 1947. In the late 50s, the Monterey County Flood Control and Water Conservation District became autonomous with the district Engineer reporting directly to the Board of Supervisors.

The MCFCWCD became the Monterey County Water Resources Agency (“Agency”) in 1991, with an updated mandate to provide for the control of flood and storm waters, conservation of such waters through storage and percolation, control of groundwater extraction, protection of water quality, reclamation of water, exchange of water, and the construction and operation of hydroelectric power facilities. In addition to the Agency's responsibility for flood plain management and emergency flood-related preparedness, the Agency has jurisdiction over matters pertaining to water within the entire area of the County of Monterey, including both incorporated and unincorporated areas. The Agency is authorized to conserve water in any manner, to buy, sell and purvey water, to prevent the waste or diminution of the water extractions which are determined to be harmful to the groundwater basin.

PRESENT

The Agency has a nine-member Board of Directors. The board is made up of members appointed by the Monterey County Farm Bureau, Monterey Grower-Shipper Association, the County Agricultural Advisory Committee, five members appointed by the County Board of Supervisors (one from each district), and a member appointed by the Mayor Select Committee. The board is under the governance of the Monterey County Water Resources Agency Board of Supervisors.

The FY 2025-26 Revised Recommended Budget attempts to meet Agency’s 5-year strategic plan Goal C: Financial Stability to ensure long term financial stability with sufficient funding to pay for Agency obligations and align expenditures with revenues.

MCWRA FUNDS:

MCWRA Funds are comprised of fourteen (14) funds as below:

Special Assessment Funds:

Fund 116 - Salinas Valley Water Project Dam Operations, Maintenance & Administration (Zone 2C)

Fund 131 - Castroville Seawater Intrusion Project (CSIP) Operations (Zone 2B & 2Y)

Fund 132 - Salinas Valley Reclamation Project (SVRP) Operations (Zone 2B & 2Z)

Fund 134 - Salinas River Diversion Facility (SRDF) Operations (Zone 2B)

Flood Assessment Funds:

Fund 112 - Pajaro Levee (Zone 1 & 1A)

Fund 121 - Soledad Storm Drain (Zone 8)

Fund 122 - Reclamation Ditch (Zone 9)

Fund 124 - San Lorenzo Creek (Zone 12)

Fund 127 - Moro Cojo Slough (Zone 17)

Debt Service Funds:

Fund 303 - CSIP Debt Service

Fund 313 - SVWP Monterey Financing Authority Debt Service

Other Funds:

Fund 111 - Administration & Countywide Services

Fund 130 - Hydro-Electric Operations

Fund 426 - Interlake Tunnel and Spillway Modification DWR Grant Project/Study (ILT)

CONTENTS

MCWRA Funds:	3
Explanation of Revision, dated 6/4/2025	5
Summary of Recommendations - Revised	6
Strategic Plan: Fiscal Year 2025-26 Proposed Goals	10
Agency Organizational Chart	12
Agency Personnel Positions & Position Costs	13
All Agency Funds: Consolidated FY26 Budget Summary - Revised	14
Fund 111: Administration & Countywide Services - Revised	15
Fund 112: Pajaro Levee (Zone 1 & 1A)	17
Fund 116: Salinas Valley Water Project Dam Operations, Maintenance & Administration (Zone 2C)	18
Fund 121: Soledad Storm Drain (Zone 8)	21
Fund 122: Reclamation Ditch (Zone 9)	22
Fund 124: San Lorenzo Creek (Zone 12)	23
Fund 127: Moro Cojo Slough (Zone 17)	24
Fund 130: Hydro-electric Plant	25
Fund 131: Castroville Seawater Intrusion Project (CSIP) (Zone 2B & 2Y)	26
Fund 132: Salinas Valley Reclamation Project (SVRP) (Zone 2B & 2Z)	28
Fund 134: Salinas River Diversion Facility (SRDF) Operations and Maintenance (Zone 2B)	30
Fund 426: Interlake Tunnel and Spillway Modification DWR Grant Project/Study (ILT)	32
Fund 303: CSIP Debt Service	33
Fund 313: Salinas Valley Water Project Debt Service	33
Consolidated Fund Balance Summary	34
Agency Zone Maps	35

EXPLANATION OF REVISION, DATED 6/4/2025

The Monterey County Water Resources Agency (Agency) presented its Fiscal Year 2025–2026 (FY26) Recommended Budget, totaling \$43,485,541 in expenses and \$39,235,673 in revenue, at the budget hearing on May 28, 2025. The Agency Board of Supervisors (Board) approved the Recommended Budget, contingent upon action regarding the Groundwater Monitoring Program (GMP) fees. At their June 3, 2025, meeting, the Board did not approve the proposed FY26 GMP fees and postponed their consideration to a later date.

This Revised Recommended Budget reflects the actions taken by the Board on May 28 and June 3, 2025, which impacts revenues and expense of GMP in Fund 111.

In response to the Agency Board of Supervisors' decisions, Fund 111's total revenue will be reduced to \$4,563,908, eliminating \$800,000 in GMP fee revenue. Fund 111's total expenses will be \$5,311,321, reflecting a \$280,000 reduction in services and supplies. Staff costs of \$520,000, previously allocated to the GMP, will now be re-allocated to non-GMP activities and financed by fund balance within Fund 111, resulting in a total fund balance use of \$747,413.

SUMMARY OF RECOMMENDATIONS - REVISED

Expense:

The Monterey County Water Resources Agency (Agency) FY 2025–2026 (FY26) Revised Recommended Budget (Revised Budget) totals \$43,205,541 in expense and \$38,435,673 in revenue, revised from the previously recommended \$43,485,541 in expenses and \$39,235,673 in revenue. The Budget represents an 11% decrease in expenditures and a 9% decrease in revenue compared to the Adopted Budget for Fiscal Year 2024–25 (FY25). The budget funds 44 full-time equivalent (FTE) positions out of a total of 57 authorized FTE positions across all 14 Agency Funds.

The FY26 Revised Budget allocates \$8.59 million for salaries and benefits, accounting for 20% of the total Budget. Although the Agency is authorized for 57 FTE positions, the Budget provides funding for 44 FTE positions, leaving 13 FTE positions unfunded, resulting in salary savings of \$2.45 million.

The total Revised Budgeted amount for consultant services is \$19.83 million marking a \$5.36 million decrease from the FY25 Adopted Budget. The Monterey One Water contract amount increases by 2% to \$9.36 million while grant-funded consultant costs decrease by 42% to \$5.25 million, and other consultant expenses decrease by 26% to \$5.23 million.

In FY25, the Agency experienced a 41% increase in insurance costs. In FY26, insurance costs are projected to rise by an additional 17% compared to FY25. These costs include general liabilities (GL) covered through the County, property insurance, and GL and pollution coverage under the Public Risk Innovation, Solutions, and Management (PRISM) program.

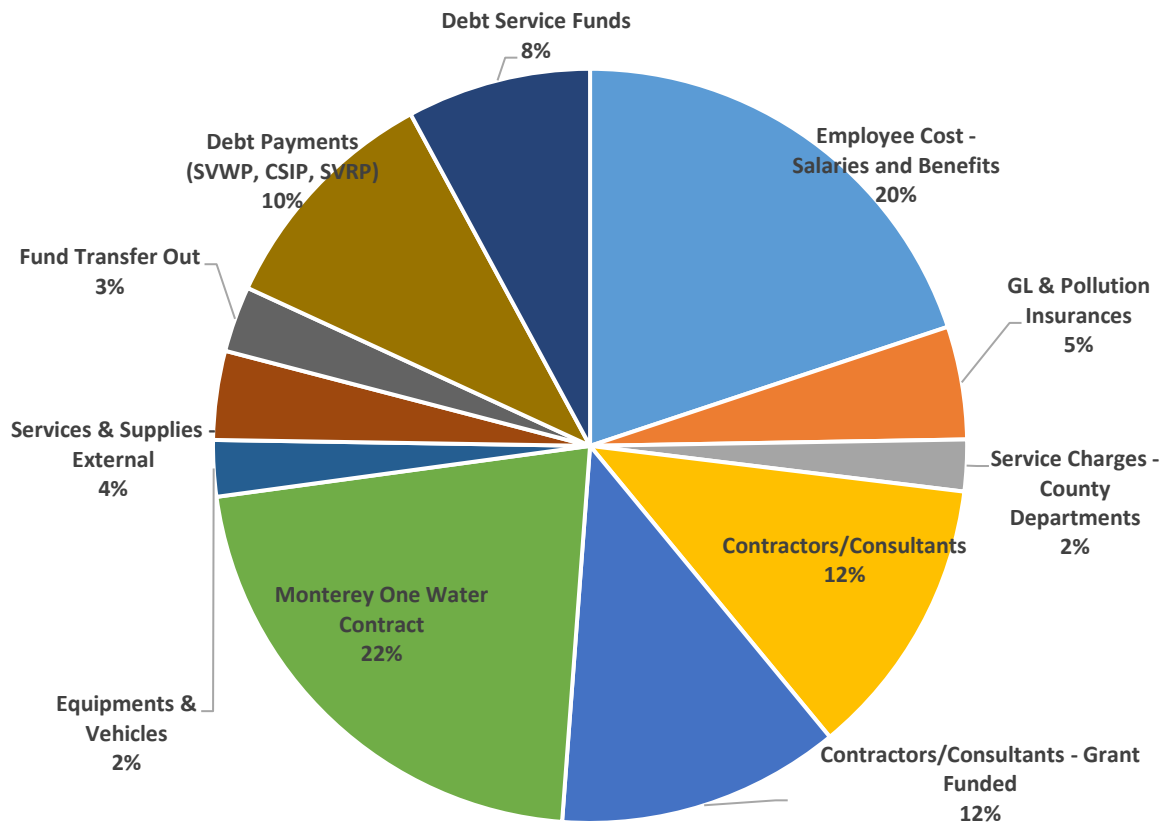
The County's Cost Plan charges in FY26 are reduced to \$0.29 million from \$0.57 million in FY25, which was a \$1.26 million decrease from FY24's charges. However, this reduction is expected to lead to a significant increase in Cost Plan allocations in FY28, as charges will then be based on actual amounts from FY26.

Combined debt payments in FY26 total \$4.42 million. These payments cover bond repayments for the Salinas Valley Water Project Bond (SVWP) and annual loan payments for the Castroville Seawater Intrusion Project (CSIP) and the Salinas Valley Reclamation Project (SVRP). Fund transfers to the Debt Service Funds for CSIP loan and SVWP bond payments are estimated at \$3.41 million.

Remaining expenditures include \$0.95 million for County department charges, \$1.04 million for equipment and vehicle-related expenses, and \$1.64 million for other services and supplies. The Budget allocates \$0.7 million in fund transfers from Fund 130 (130-9300-WRA022-8490) to Fund 116 Dam Operations (116-9300-WRA006-8485) to cover regulatory costs and \$0.52 million in payments to the Pajaro River Flood Management Agency (PRFMA). Additionally, the Agency anticipates receiving \$850,000 in cash aid during FY25 to complete repairs to the Hydro-Plant Access Road in FY26, which sustained damage during the 2023 winter storm events.

The FY26 Budget does not recommend allocating \$105,000 from Fund 116 fund balance to Fund 116 Dam Operations' capital project reserve, citing the current fund balance amount of Fund 116.

FY26 Expense Distribution – Revised



Revenue:

The FY26 Revised Budget estimates total revenue at \$38.44 million, a 9% decrease from the FY25 Adopted Budget revenue of \$42.15 million.

The estimated revenue reflects 2.7% cost-of-living adjustment (COLA) increase to FY25's assessment charges. Annual COLA adjustments by the CPI percentage are authorized by MCWRA ordinances and the actual COLA is subject to the Consumer Price Index (CPI) of the San Francisco Bay Area, which was released on March 12, 2025. The Budget estimates Ad-Valorem tax revenue at \$3.56 million and total assessment revenue at \$17.78 million.

Grant revenue is estimated at \$6.16 million from sources such as the Salinas Valley Basin Groundwater Sustainability Agency (SVBGSA) subgrant, the Nacimiento Project with the California Department of Water Resources (DWR), the SB 104 Dam Safety Project with DWR, Section 6 HCP grants with the California Department of Fish and Wildlife (CDFW), the Integrated Regional Water Management (IRWM) grant with DWR, and the Prop 1 Well Destruction grant. IRWM, HCP, and Prop 1 Well Destruction grants will conclude in FY26. The Budget also includes \$900,000 in federal

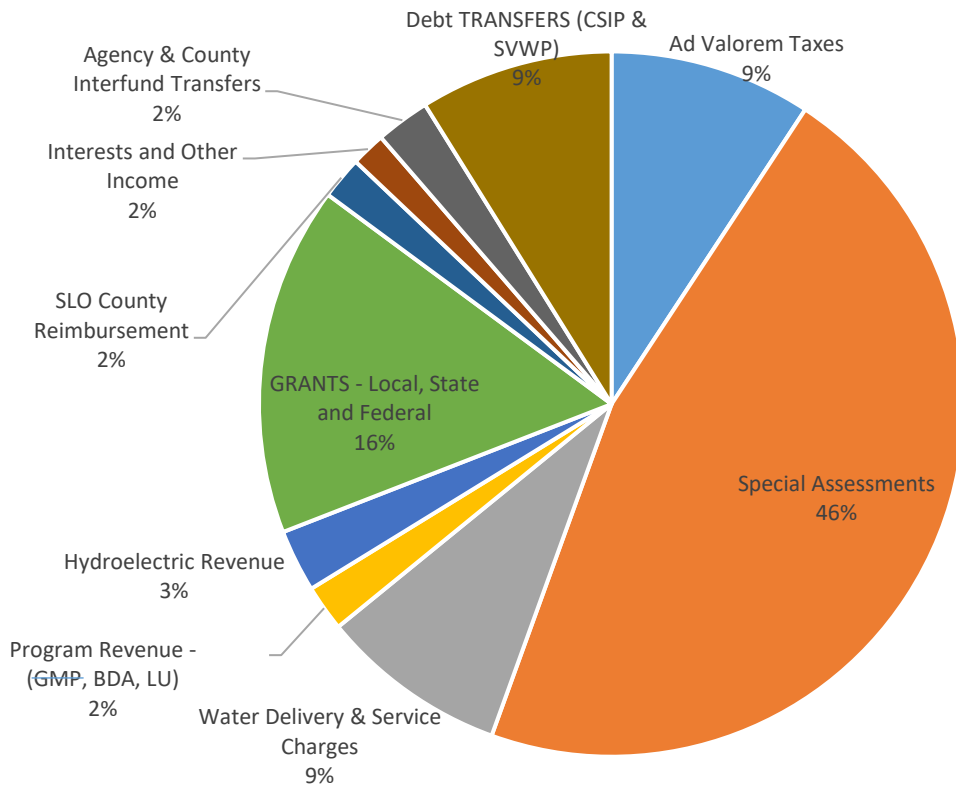
assistance for the Castroville Seawater Intrusion Project and revenue from two grants awarded in FY25.

Estimated combined revenue from Water Delivery Fee and Water Services Charge is \$3.30 million. The Agency recommends increasing the Water Delivery Fee from \$45.24 in FY25 in FY26 to \$85.24 per acre-foot of water delivered in FY26. This increase will help cover funding gaps caused by higher operation and maintenance costs, particularly for utility and chemical expenses at CSIP and SVRP. The Water Delivery Fee will also increase to support well maintenance projects, condition assessments, and cathodic protection projects. In FY26, the Water Service charge will receive a COLA adjustment of 2.7% based on the CPI.

~~FY26 marks the first year of the Groundwater Monitoring Program (GMP) Fee, authorized by Agency Ordinance 5426. Revenue from the GMP Fee is estimated at \$800,000.~~

The Budget includes \$700,000 in revenue transfers from Fund 130 to Fund 116 to cover regulatory costs and \$252,500 in transfers from the County’s Public Works Department for tide gate construction in Fund 127 Moro Cojo. Additionally, FY26's total debt service fund transfer is \$3.41 million, hydroelectric revenue is estimated at \$1.1 million, and payments from San Luis Obispo County are estimated at \$0.75 million.

FY26 Revenue Distribution - Revised



Overall, FY26 Revised Budget expenditures exceed revenues by \$4,769,868, which will be financed using the fund balances of Agency Funds. The ending fund balance for the Agency's funds at the fiscal year-end is estimated to be \$15,019,699.

For the FY26 Budget, the Agency proposes reducing funded positions to 44 and leaving 13 positions unfunded to limit the use of fund balances and achieve a structurally balanced budget. This, with use of \$4.77 million of fund balances would align expenses with the sustainable level of ongoing revenue. However, the Agency's revenue growth does not keep pace with the growing expenses required for operations, maintenance, and major repair and replacement projects. The Recommended Budget reflects approximately \$7.33 million in reductions compared to the estimated costs for a preferred level of staffing and services and supplies. It remains constrained by current revenue growth rates and zone restrictions.

The Agency is working on interim and long-term plans to meet County fiscal guidelines, which aim to eliminate reliance on fund balances for sustaining operations. These plans include organizational restructuring focused on service levels and financial sustainability, as well as strategies to enhance fund balances and maintain positive cash flow.

STRATEGIC PLAN: FISCAL YEAR 2025-26 PROPOSED GOALS

Agency Board of Directors adopted a five-year strategic plan in December 2020. The strategic plan developed and provided updates to the Agency's, vision mission, organizational values, and multi-year goals. Those are outlined below.

VISION STATEMENT

Be recognized throughout the region as a leader in water resource management through demonstrated knowledge, integrity, and the quality of our actions.

MISSION STATEMENT

Manage water resources sustainably while minimizing impacts from flooding for present and future generations.

ORGANIZATIONAL VALUES

LEADERSHIP: Set a positive example for others in water resources management and flood control through our knowledge, integrity, and actions.

STEWARDSHIP: Operate with financial and environmental responsibility so the Agency continuously succeeds.

TRANSPARENCY: Work in ways that are easily understood by stakeholders and the public, communicating effectively about Agency decisions, actions, resources, and progress.

INTEGRITY: Act with openness, honesty, and consistency, showing no favoritism and utilizing professional standards for decision making.

PUBLIC SERVICE: Work in a way that brings pride upon the Agency, showing that we care about quality and safety, are accountable, think long term, and provide excellent service to the community we serve.

COLLABORATION: Work with stakeholders and related organizations to advance our mission and vision.

PROPOSED GOALS FOR FISCAL YEAR 2026

The Agency Board of Directors held an annual Strategic Plan Update Workshop in February 2025. Agency staff summarized accomplishments and updates on progress for the final year of implementation of the adopted plan. These are summarized below:

GOAL A: Infrastructure Maintenance was critical to maintaining services to the community

GOAL B: Planning and New Projects progressed well with completion of numerous studies and completion of the Lagoon Low Effects HCP

GOAL C: Financial Stability launched new initiatives such as development of Fee Studies and maximizing grant opportunities

GOAL D: Effective Core Services and Organizational Improvement focused on section goals and objectives, trainings, and procedures to increase effectiveness and efficiencies

GOAL E: Community Relations showed growth in legislative initiatives and stakeholder outreach

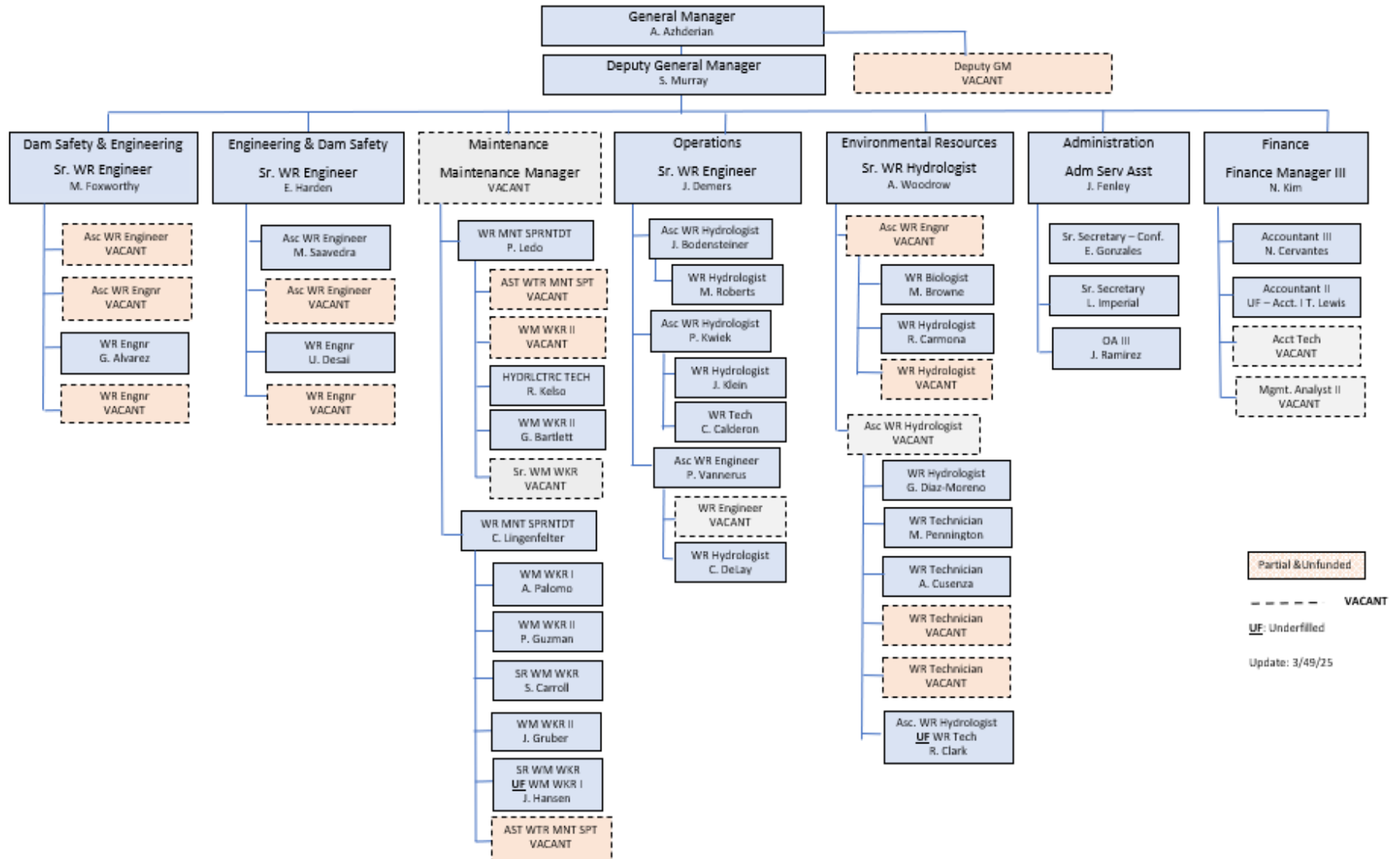
The group continued to review and discuss the seven multi-year goals that were established last year, upcoming priorities, and a review of the process in developing a new Strategic Plan in 2026. A summary of the priorities is provided below.

1. Recycled water system master planning has commenced with data collection and scoping and will be a multi-year effort to complete.
2. Staff will continue to participate in project feasibility studies to address seawater intrusion/groundwater sustainability and make recommendations.
3. Condition assessments of facilities to support capital replacement and improvement plan has begun and will need to continue for all Agency facilities.
4. Relationship building with other water resources agencies continues to be developed and expand through both informal ways and formal participation efforts.
5. Focusing on a public information and community engagement plan is a priority for future efforts to be successful.
6. New efforts towards forecasting and fees have been developed to support funding strategies and implementation plan and will continue moving forward.
7. The Agency has furthered their legislative platform and engagement strategy

UPCOMING PRIORITIES:

- Develop and implement training plans for new and existing staff to increase knowledge and skills
- Re-evaluate organizational processes and make changes as necessary to increase efficiencies and effectiveness
- Prepare for the future through investing in longer term planning efforts
- Increase financial sustainability through development of new funding, reviewing costs of providing services to the community and outreach
- Continue to maintain facilities, lands and operations to plan for long term efficacy & resiliency

AGENCY ORGANIZATIONAL CHART



AGENCY PERSONNEL POSITIONS & POSITION COSTS

The tables below describe position changes in FY26 from those of FY25

Funded Positions:

Funded Positions	FY25 FTE	FY25 Cost	FY26 FTE	FY26 Cost	Variance from FY25
Accounting Technician	1	124,058	1	137,156	13,098
Accountant II	1	145,626	1	138,423	(7,203)
Accountant III	1	210,635	1	206,155	(4,480)
Administration Services Assistant	1	179,944	1	173,821	(6,123)
Assistant Water Maintenance Superintendent	2	281,911	0	-	(281,911)
Associate Water Resources Engineer	5	958,580	2	414,940	(543,640)
Associate Water Resources Hydrologist*	4	758,101	4	761,720	3,619
Deputy General Manager	1	378,290	1	366,902	(11,388)
Finance Manager III	1	280,663	1	273,536	(7,127)
General Manager	1	378,147	1	450,304	72,157
Hydroelectric Technician	1	106,230	1	116,559	10,329
Maintenance Manager	1	176,392	1	234,843	58,451
Management Analyst II	0.7	119,629	1	189,164	69,535
Office Assistant III	1	104,131	1	93,965	(10,166)
Senior Secretary	1	127,729	1	132,617	4,888
Senior Secretary - Confidential	1	115,425	1	91,977	(23,448)
Senior Water Resources Engineer	3	731,602	3	788,861	57,259
Senior Water Resources Hydrologist	1	245,646	1	245,761	115
Senior Water Maintenance Worker	3	282,254	3	318,542	36,288
Water Maintenance Superintendent	2	343,830	2	366,891	23,061
Water Maintenance Worker I	1	75,654	1	101,886	26,232
Water Maintenance Worker II	3	324,567	3	323,020	(1,547)
Water Resources Biologist	1	111,473	1	125,699	14,226
Water Resources Engineer	4	547,125	3	454,769	(92,356)
Water Resources Hydrologist	6	714,158	5	721,561	7,403
Water Resources Technician	5	481,772	3	305,998	(175,774)
Total Funded Positions	53	8,303,571	44	7,535,070	(768,501)

Unfunded Positions

Unfunded Positions	FY25 FTE	FY26 FTE	FY26 Salary Savings
Associate Water Resources Engineer	1	4	867,905
Assistant Water Maintenance Superintendent	0	2	297,123
Deputy General Manager	1	1	340,961
Water Resources Engineer	1	2	351,682
Water Resources Hydrologist	0	1	175,840
Water Resources Technician	0	2	299,162
Water Maintenance Worker II	1	1	118,759
Total Unfunded Positions	4	13	2,451,432

ALL AGENCY FUNDS: CONSOLIDATED FY26 BUDGET SUMMARY - REVISED

This revision reflects the actions taken by the Board on May 28 and June 3, 2025.

Agency's FY26 Revised Recommended Budget totals \$43,205,541 in expense and \$38,435,673 in revenue for all 14 Agency Funds. The Recommended Budget Revised is a decrease of 11% in expenditures and a decrease of 9% in revenue from the Adopted Budget of FY25.

Table 1: All Agency Fund FY26 Revenues & Expense -Revised

REVENUES	AMOUNT
AD VALOREM TAXES	3,558,675
SPECIAL ASSESSMENTS	17,782,840
WATER DELIVERY & SERVICE CHARGES	3,302,362
PROGRAM REVENUE - (GMP , BDA, LU)	810,998
HYDROELECTRIC REVENUE	1,100,000
GRANTS - LOCAL, STATE AND FEDERAL	6,161,372
SLO COUNTY REIMBURSEMENT	750,000
INTERESTS AND OTHER INCOME	607,212
AGENCY & COUNTY INTERFUND TRANSFERS	2,602,500
DEBT TRANSFER (CSIP & SVWP)	1,759,714
TOTAL REVENUES	38,435,673

EXPENSES	AMOUNT
EMPLOYEE COST - SALARIES AND BENEFITS	8,591,997
GL & POLLUTION INSURANCES	2,091,788
SERVICE CHARGES - COUNTY DEPARTMENTS	954,768
CONTRACTORS/CONSULTANTS	5,225,414
CONTRACTORS/CONSULTANTS - GRANT FUNDED	5,250,000
MONTEREY ONE WATER CONTRACT	9,357,370
EQUIPMENT & VEHICLES	1,041,506
SERVICES & SUPPLIES - EXTERNAL	1,644,726
FUND TRANSFER OUT	1,218,544
DEBT PAYMENTS (SVWP, CSIP, SVRP)	4,419,714
DEBT SERVICE FUNDS	3,409,714
TOTAL EXPENDITURES	43,205,541

IMPACT TO FUND BALANCE	(4,769,868)
-------------------------------	--------------------

ESTIMATED BEGINNING FUND BALANCE	19,789,567
ESTIMATED ENDING FUND BALANCE	15,019,699

FUND 111: ADMINISTRATION & COUNTYWIDE SERVICES - REVISED

Zones: Countywide (CW), Nacimiento and San Antonio Non-O&M (2- 2A), Lower Salinas River (3), Merritt Lake (5), N. Monterey County (7), Carmel Valley (11), Arroyo Seco (14), Alisal-Spence Road Drainage (15), Blanco Storm Drain (S2), Gonzales Slough (GS)

Fund 111 supports the Agency's organizational structure and functions as well as to provide Countywide services related to water resources management. In 2024, the Agency adopted a groundwater monitoring program, through Ordinance Number 5426, to investigate and produce the data necessary to perform a thorough review, or audit, of the hydrologic budget within the monitored area. The ordinance authorizes Agency's collection of a regulatory fee, ~~which is set effective July 1, 2025, by resolution of the Agency Board of Supervisors and is included in the recommended budget.~~

The Agency Board did not approve the proposed FY26 GMP fees and postponed their consideration at their June 3, 2025, meeting. This revised budget reflects the actions taken by the Board on May 28 and June 3, 2025, which impacts revenues and expense of GMP in Fund 111.

The range of activities, within this Fund, include:

- Administration covers the planning, organizing, directing, coordinating, and controlling of the Agency's operations, including: 3.87 FTE + \$837,000 services and supplies + vehicles and equipment costs
 - Governance related items
 - Strategic Planning Process
 - Funding Strategy Development
 - Public engagement, coordination and advocacy
 - Training, safety, policies and procedures
- Operations and Maintenance of facilities including: 5.3 FTE + \$475,000 services and supplies + vehicles and equipment costs
 - Upper and Merritt Pump Stations
 - Merritt Channel & Tembladero Slough
 - Potrero Tide Gates
 - Blanco Storm Drain
 - Old Salinas River
 - Gonzales Slough Pump Station
- ~~• Groundwater Monitoring Program Administration 3.47 FTE + \$120,000 services and supplies + vehicles and equipment costs~~
 - ~~○ Well Registration~~
 - ~~○ Groundwater Extraction Monitoring~~
 - ~~○ Groundwater Level Monitoring~~
 - ~~○ Groundwater Quality Monitoring~~
- Countywide flood monitoring and flood response 1.3 FTE + \$68,000 services and supplies
 - Real-time storm monitoring

- ALERT equipment
- Flood fight training and supply of materials
- Emergency Operations Center participation
- General flood inquiries
- Community support
- County of Monterey reimbursable services per a Memorandum of Understanding that includes well permit review and other technical services. 0.05 FTE
- Debt Payments totaling \$1,759,714 pledged for the Salinas Valley Water Project, a net of \$637,699 comes exclusively from Fund 111.

Table 2. Fund 111 Revenues & Expense - Revised

REVENUES	AMOUNT
AD VALOREM TAXES	3,175,642
SPECIAL ASSESSMENTS	1,122,045
PROGRAM REVENUE - (GMP, BDA, LU)	56,421
GRANTS - LOCAL, STATE AND FEDERAL	75,000
INTERESTS AND OTHER INCOME	134,800
TOTAL REVENUES	4,563,908

EXPENSES	AMOUNT
EMPLOYEE COST - SALARIES AND BENEFITS	1,860,493
GL & POLLUTION INSURANCES	182,562
SERVICE CHARGES - COUNTY DEPARTMENTS	265,799
CONTRACTORS/CONSULTANTS	679,100
CONTRACTORS/CONSULTANTS - GRANT FUNDED	50,000
EQUIPMENT & VEHICLES	189,094
SERVICES & SUPPLIES - EXTERNAL	324,559
FUND TRANSFER OUT	-
DEBT PAYMENTS (SVWP, CSIP, SVRP)	1,759,714
TOTAL EXPENDITURES	5,311,321

IMPACT TO FUND BALANCE	(747,413)
-------------------------------	------------------

ESTIMATED BEGINNING FUND BALANCE	4,493,354
ESTIMATED ENDING FUND BALANCE	3,745,941

FUND 112: PAJARO LEVEE (ZONE 1 & 1A)

The purpose of this fund is to maintain the Pajaro Levee and adjacent river bench as a flood control structure according to US Army Corps of Engineers criteria to reduce potential flooding impacts from the Pajaro River. In addition, this fund supports the watershed management effort of the Pajaro River Watershed Flood Prevention Authority and works with the Army Corps of Engineers to develop 100-year flood protection project.

In 2021 a Joint Powers Authority, the Pajaro Regional Flood Management Agency (PRFMA), was established to perform these activities and the Agency is one of the member agencies. A Cost Share Agreement was approved in 2023 that required the member agencies to make cost share contributions to PRFMA on an ongoing basis. The Agency continues to perform certain activities related to transition of responsibility and previous obligations. The activities budgeted for FY26 in Fund 112 are outlined below:

- Administrative and legal support activities, which includes flood assessment-based revenue collection in the zones. 0.11 FTE + \$86,000 services
- Disbursement of revenues to PRFMA through a cost share agreement \$518,544
- Maintenance & storm monitoring support activities reimbursable by PRFMA. 0.15 FTE + \$160,000 services and supplies + vehicles and equipment costs

Table 3. Fund 112 Revenues & Expense

REVENUES	AMOUNT
AD VALOREM TAXES	-
SPECIAL ASSESSMENTS	539,935
PROGRAM REVENUE - (GMP, BDA, LU)	100,000
INTERESTS AND OTHER INCOME	47,068
TOTAL REVENUES	687,003

EXPENSES	AMOUNT
EMPLOYEE COST - SALARIES AND BENEFITS	54,291
GL & POLLUTION INSURANCES	6,134
SERVICE CHARGES - COUNTY DEPARTMENTS	35,572
CONTRACTORS/CONSULTANTS	245,000
EQUIPMENT & VEHICLES	20,518
SERVICES & SUPPLIES - EXTERNAL	11,440
FUND TRANSFER OUT	518,544
TOTAL EXPENDITURES	891,499

IMPACT TO FUND BALANCE	(204,496)
-------------------------------	------------------

ESTIMATED BEGINNING FUND BALANCE	1,344,805
ESTIMATED ENDING FUND BALANCE	1,140,309

FUND 116: SALINAS VALLEY WATER PROJECT DAM OPERATIONS, MAINTENANCE & ADMINISTRATION (ZONE 2C)

Fund 116 was established to support the Salinas Valley Water Project, and the Nacimiento & San Antonio Dams Operations and Maintenance. This fund also supports the Property Management Program of Agency lands within the Zone and the Nacimiento Boat Dock Program. The primary revenue for this Fund is the Zone 2C Special Benefit Assessment. Fund 116 receives additional revenues, some ongoing and more one-time, that are described below. There are several grazing and recreational lease agreements in place as well as a Boat Dock Fee Program that bring in revenues to support those programs.

The Salinas River Operations Habitat Conservation Plan is under development and is currently funded through a Federal Endangered Species Act Section 6 Grant which is administered through the State of California Department of Fish and Wildlife (CDFW) and a State funded Proposition 1 Integrated Regional Water Management Implementation Grant. These grants will be wrapping up in FY26 and the Agency anticipates applying for the 2025 Federal Endangered Species Act Section 6 grant to continue the efforts towards completion of this project.

Additionally, the Agency has been approved to receive cash aid from County's strategic reserves to make repairs and improvements to the Nacimiento Dam South Access Road, in response to damages during the 2023 winter storm events. The South Access Road project is eligible for FEMA reimbursement.

There are also two funding agreements in place with the California Department of Water Resources (DWR) that will finance numerous dam maintenance and capital improvement projects. The first agreement provides funding from the Budget Act of 2022 (Stats. 2022, ch. 249, § 207.) to assist in financing the Nacimiento Reservoir and Dam Maintenance for a total amount of \$6.163M. This agreement was executed on May 31, 2023, and amended on October 9, 2024 and has a term of three years. The total amount has been disbursed and is subject to annual progress and final completion reporting. The second agreement provides funding from the Budget Act of 2023 (Stats. 2023, ch. 189, § 33) to assist in financing the Nacimiento and San Antonio Spillway Improvements for a total amount of \$16.15M. This agreement was executed on May 28, 2024, and has a project completion date of March 15, 2027. Project costs will be reimbursable and will require quarterly progress and final completion reporting.

The range of activities proposed for the upcoming fiscal year includes:

- Nacimiento and San Antonio Dam Operations 6.4 FTE + \$1,370,000 services and supplies + vehicles and equipment costs
 - Inspections, Reporting and Regulatory Compliance
 - Salinas River Operations Habitat Conservation Plan
 - Reservoir Operations Tool Development
 - Salinas River Stream Maintenance Program
- Nacimiento and San Antonio Dam Maintenance 4.2 FTE + \$1,545,000 services and supplies + vehicles and equipment costs
 - Nacimiento Low Level Outlet Works Intake maintenance, outlet energy dissipation, and penstock protection (estimated total of \$850,000 grant funded)

- San Antonio Low Level Outlet Works Design Projects (Estimated total of \$300,000 grant funded)
 - San Antonio Drain Repairs
 - Nacimiento Spillway Inspections and Maintenance
- Capital Improvements 3.4 FTE + \$2,470,000 services and supplies + vehicles and equipment costs (Funded through agreements with DWR and FEMA)
 - San Antonio Spillway Replacement
 - Nacimiento Plunge Pool Protection Project
 - Nacimiento Dam South Access Road Improvements
- Property Management 0.8 FTE
 - Recreational leases with County of Monterey and Private groups
 - Property boundaries, access and maintaining lands
 - Grazing lease program renewal and implementation
- Nacimiento Boat Dock Licensing Program 0.5 FTE + \$100,000 services and supplies + vehicles and equipment costs
- Sandbar Management Program 0.3 FTE + \$40,000 services and supplies + vehicles and equipment costs
- Flood Monitoring and Response 0.2 FTE
- Administration 2.7 FTE + \$150,000 services and supplies

Table 4. Fund 116 Revenues & Expense

REVENUES	AMOUNT
AD VALOREM TAXES	-
SPECIAL ASSESSMENTS	4,544,261
PROGRAM REVENUE - (GMP , BDA, LU)	654,577
GRANTS - LOCAL, STATE AND FEDERAL	4,504,834
SLO COUNTY REIMBURSEMENT	750,000
INTERESTS AND OTHER INCOME	55,341
AGENCY & COUNTY INTERFUND TRANSFERS	700,000
TOTAL REVENUES	11,209,013

EXPENSES	AMOUNT
EMPLOYEE COST - SALARIES AND BENEFITS	3,862,893
GL & POLLUTION INSURANCES	1,123,755
SERVICE CHARGES - COUNTY DEPARTMENTS	400,665
CONTRACTORS/CONSULTANTS	770,870
CONTRACTORS/CONSULTANTS - GRANT FUNDED	4,610,000
EQUIPMENT & VEHICLES	372,007
SERVICES & SUPPLIES - EXTERNAL	695,415
FUND TRANSFER OUT	-
DEBT PAYMENTS (SVWP, CSIP, SVRP)	-
TOTAL EXPENDITURES	11,835,605

IMPACT TO FUND BALANCE	(626,592)
-------------------------------	------------------

ESTIMATED BEGINNING FUND BALANCE	1,581,192
ESTIMATED ENDING FUND BALANCE	954,601

FUND 121: SOLEDAD STORM DRAIN (ZONE 8)

The purpose of this fund is to maintain the Soledad Storm Drain and Bryant Canyon Channel in accordance with an agreement with the City of Soledad and the Department of Housing and Urban Development for facilities such as the channel, culverts, and access roadway.

The FY26 budgeted activities include:

- Operations and maintenance of the facilities 0.18 FTE + \$25,600 services and supplies + equipment and vehicles
- Administration 0.05 FTE

Table 5. Fund 121 Revenues & Expense

REVENUES	AMOUNT
AD VALOREM TAXES	15,380
SPECIAL ASSESSMENTS	90,675
INTERESTS AND OTHER INCOME	6,125
AGENCY & COUNTY INTERFUND TRANSFERS	-
TOTAL REVENUES	112,180

EXPENSES	AMOUNT
EMPLOYEE COST - SALARIES AND BENEFITS	50,726
GL & POLLUTION INSURANCES	4,856
SERVICE CHARGES - COUNTY DEPARTMENTS	7,504
CONTRACTORS/CONSULTANTS	25,600
EQUIPMENT & VEHICLES	6,122
SERVICES & SUPPLIES - EXTERNAL	14,571
FUND TRANSFER OUT	-
TOTAL EXPENDITURES	109,379

IMPACT TO FUND BALANCE	2,801
-------------------------------	--------------

ESTIMATED BEGINNING FUND BALANCE	313,172
ESTIMATED ENDING FUND BALANCE	315,973

FUND 122: RECLAMATION DITCH (ZONE 9)

The purpose of this fund is to operate and maintain Reclamation Ditch No. 1665 (commonly referred to as the Rec Ditch) to reduce flooding impacts. The Rec Ditch watershed consists of an area of approximately 157 square miles. The Rec Ditch flows southeast to northwest, draining a series of generally dry lake beds (e.g., Carr Lake and Merritt Lake) that are farmed when not flooded and are linked by a system of lateral ditches (tributaries) and pumping facilities.

Near Castroville, the Rec Ditch flows into Tembladero Slough and then into the Old Salinas River (OSR) which discharges through tide gates at Potrero Road into Moss Landing Harbor. The Agency maintains sections of the Rec Ditch where the Agency has right-of-way or easements.

- Operations and maintenance of facilities: 5.2 FTE + \$ 329,813 services and supplies + equipment and vehicles
 - Hebbbron, Santa Rita, Espinosa Pump Stations
 - Rec Ditch channels, culverts and related structures
 - Potrero Tide Gates
- Real-time storm monitoring 0.4 FTE & Administration 1.46 FTE

Table 6. Fund 122 Revenues & Expense

REVENUES	AMOUNT
AD VALOREM TAXES	357,011
SPECIAL ASSESSMENTS	1,451,590
INTERESTS AND OTHER INCOME	34,681
TOTAL REVENUES	1,843,282

EXPENSES	AMOUNT
EMPLOYEE COST - SALARIES AND BENEFITS	1,138,096
GL & POLLUTION INSURANCES	108,836
SERVICE CHARGES - COUNTY DEPARTMENTS	69,921
CONTRACTORS/CONSULTANTS	247,610
EQUIPMENT & VEHICLES	282,355
SERVICES & SUPPLIES - EXTERNAL	329,813
FUND TRANSFER OUT	-
TOTAL EXPENDITURES	2,176,631

IMPACT TO FUND BALANCE	(333,349)
-------------------------------	------------------

ESTIMATED BEGINNING FUND BALANCE	1,286,180
ESTIMATED ENDING FUND BALANCE	952,831

FUND 124: SAN LORENZO CREEK (ZONE 12)

The purpose of this fund is to reduce flooding from San Lorenzo Creek at King City. The Agency coordinates with the City of King to remove silt and debris from the channel and maintains the Bulkhead Wall in the Villa Drive area.

- Operations and maintenance of the facilities 0.12 FTE + \$15,850 services and supplies + equipment and vehicles
- Administration 0.04 FTE

Table 7. Fund 124 Revenues & Expense

REVENUES	AMOUNT
AD VALOREM TAXES	10,642
SPECIAL ASSESSMENTS	38,288
INTERESTS AND OTHER INCOME	968
AGENCY & COUNTY INTERFUND TRANSFERS	-
TOTAL REVENUES	49,898

EXPENSES	AMOUNT
EMPLOYEE COST - SALARIES AND BENEFITS	32,255
GL & POLLUTION INSURANCES	3,236
SERVICE CHARGES - COUNTY DEPARTMENTS	2,055
CONTRACTORS/CONSULTANTS	10,000
EQUIPMENT & VEHICLES	2,637
SERVICES & SUPPLIES - EXTERNAL	5,850
FUND TRANSFER OUT	-
TOTAL EXPENDITURES	56,033

IMPACT TO FUND BALANCE	(6,135)
-------------------------------	----------------

ESTIMATED BEGINNING FUND BALANCE	37,057
ESTIMATED ENDING FUND BALANCE	30,922

FUND 127: MORO COJO SLOUGH (ZONE 17)

The purpose of this fund is to reduce flooding impacts from Moro Cojo Slough. Fund 127 supports the maintenance of the existing four tide gates at Moss Landing Road, the berm between Moss Landing Road and Water Tower Hill, and operations and maintenance of the Castroville Pumping Station.

- Operations and maintenance of the facilities 0.34 FTE + \$532,050 services and supplies + equipment and vehicles
 - Repair of the Moss Landing Road tide gate structure in cooperation with the County of Monterey
- Administration 0.08 FTE

Table 8. Fund 127 Revenues & Expense

REVENUES	AMOUNT
AD VALOREM TAXES	-
SPECIAL ASSESSMENTS	101,913
INTERESTS AND OTHER INCOME	11,095
AGENCY & COUNTY INTERFUND TRANSFERS	252,500
TOTAL REVENUES	365,508

EXPENSES	AMOUNT
EMPLOYEE COST - SALARIES AND BENEFITS	83,700
GL & POLLUTION INSURANCES	5,958
SERVICE CHARGES - COUNTY DEPARTMENTS	8,144
CONTRACTORS/CONSULTANTS	505,000
EQUIPMENT & VEHICLES	56,986
SERVICES & SUPPLIES - EXTERNAL	27,050
FUND TRANSFER OUT	-
TOTAL EXPENDITURES	686,838

IMPACT TO FUND BALANCE	(321,330)
-------------------------------	------------------

ESTIMATED BEGINNING FUND BALANCE	383,567
ESTIMATED ENDING FUND BALANCE	62,237

FUND 130: HYDRO-ELECTRIC PLANT

The purpose of this fund is to operate and maintain the Nacimientto Dam Hydroelectric Plant and to administer the Power Purchase Agreement. The plant generates hydroelectric power at Nacimientto Dam which results in oversight of the dam by the Federal Energy Regulatory Commission (FERC). This fund supports the operation and maintenance of the Plant facilities and regulatory requirements related to FERC's oversight.

- Operations and maintenance of the facilities 1.48 FTE + \$485,00 services and supplies + equipment and vehicles
- Reimbursement of Fund 116 for FERC's Regulatory Requirements at Nacimientto Dam 0.8 FTE + \$500,000 services and supplies
- Administration 0.37 FTE

Table 9. Fund 130 Revenues & Expense

REVENUES	AMOUNT
AD VALOREM TAXES	-
SPECIAL ASSESSMENTS	-
HYDROELECTRIC REVENUE	1,100,000
GRANTS - LOCAL, STATE AND FEDERAL	-
INTERESTS AND OTHER INCOME	72,726
AGENCY & COUNTY INTERFUND TRANSFERS	-
TOTAL REVENUES	1,172,726

EXPENSES	AMOUNT
EMPLOYEE COST - SALARIES AND BENEFITS	347,930
GL & POLLUTION INSURANCES	81,535
SERVICE CHARGES - COUNTY DEPARTMENTS	29,458
CONTRACTORS/CONSULTANTS	485,000
CONTRACTORS/CONSULTANTS - GRANT FUNDED	-
EQUIPMENT & VEHICLES	38,356
SERVICES & SUPPLIES - EXTERNAL	134,808
FUND TRANSFER OUT	700,000
TOTAL EXPENDITURES	1,817,087

IMPACT TO FUND BALANCE	(644,361)
-------------------------------	------------------

ESTIMATED BEGINNING FUND BALANCE	2,150,896
ESTIMATED ENDING FUND BALANCE	1,506,535

FUND 131: CASTROVILLE SEAWATER INTRUSION PROJECT (CSIP) (ZONE 2B & 2Y)

The purpose of this fund is to provide operations and maintenance for the CSIP Distribution System component of the Recycled Water Projects for irrigation use in a coastal region of Monterey County that has been impacted by seawater intrusion in the 180/400-Foot Aquifer groundwater basin.

Facilities include a storage pond connected to a pipeline system with nine monitoring stations, three booster stations, 10 supplemental groundwater wells, assorted valves and other appurtenances, and 113 farm turnouts throughout the 12,000 acres of Zone 2B. A mix of recycled water, treated surface water, and groundwater is delivered to the CSIP customers within the system.

CSIP has been primarily operated by Monterey One Water, with oversight by the Agency, since the project's inception in 1998. In 2015, the Agency and Monterey One Water entered into an Amended and Restated Water Recycling Agreement to cover operations and maintenance of the Recycled Water Projects through 2045.

FY26 Budget funds the activities outlined below:

- Monterey One Water's Operations and Maintenance activities \$2,014,132 staffing, services and supplies
- Agency Operations and Maintenance activities 2.0 FTE + \$615,000 services and supplies + equipment and vehicles
- Capital Improvements 0.4 FTE + \$1,246,735 services and supplies + vehicles and equipment costs
 - Capital Improvement Plan Development – Phase 1
 - Groundwater well replacement
 - Electrical upgrades to Booster Pumps
- USBR loan payments of \$1,650,000
- Administration 0.78 FTE

Table 10. Fund 131 Revenues & Expense

REVENUES	AMOUNT
AD VALOREM TAXES	-
SPECIAL ASSESSMENTS	4,812,525
WATER DELIVERY & SERVICE CHARGES	594,891
GRANTS - LOCAL, STATE AND FEDERAL	950,000
INTERESTS AND OTHER INCOME	65,862
AGENCY & COUNTY INTERFUND TRANSFERS	-
TOTAL REVENUES	6,423,278

EXPENSES	AMOUNT
EMPLOYEE COST - SALARIES AND BENEFITS	647,636
GL & POLLUTION INSURANCES	336,988
SERVICE CHARGES - COUNTY DEPARTMENTS	55,599
CONTRACTORS/CONSULTANTS	1,826,498
CONTRACTORS/CONSULTANTS - GRANT FUNDED	50,000
MONTEREY ONE WATER CONTRACT	2,014,132
EQUIPMENT & VEHICLES	39,367
SERVICES & SUPPLIES - EXTERNAL	43,994
FUND TRANSFER OUT	-
DEBT PAYMENTS (SVWP, CSIP, SVRP)	1,650,000
TOTAL EXPENDITURES	6,664,214

IMPACT TO FUND BALANCE	(240,936)
-------------------------------	------------------

ESTIMATED BEGINNING FUND BALANCE	1,558,255
ESTIMATED ENDING FUND BALANCE	1,317,319

FUND 132: SALINAS VALLEY RECLAMATION PROJECT (SVRP) (ZONE 2B & 2Z)

The purpose of this fund is to provide operations and maintenance for the SVRP Recycled Water Treatment Plant component of the Recycled Water Projects. Facilities include a tertiary treatment plant, which produces non-potable tertiary recycled water that meets State Title 22 water quality standards for irrigation of raw food crops. The SVRP is located at the Monterey One Water Regional Treatment Plant. Monterey One Water is the sewer treatment provider in northern Monterey County where wastewater flows are cleaned and safely reintroduced into the environment. SVRP facilities include pipelines, pumps, coagulation and flocculation basins, filtration systems, and chlorination facilities. The recycled water is then placed in the CSIP distribution storage pond to be delivered to the CSIP customers.

SVRP has been operated by Monterey One Water since the project's inception in 1998. In 2015, the Agency and Monterey One Water entered into an Amended and Restated Water Recycling Agreement to cover operations and maintenance of the Recycled Water Projects through 2045. The activities are outlined below:

- Monterey One Water's Operations and Maintenance activities \$5,333,442 staffing, services and supplies
- Capital Improvements \$380,000 services and supplies
 - Electrical Upgrade Design (21kV switchgear)
- Reimbursement of M1W USBR loan payments \$1,010,000

Table 11. Fund 132 Revenues & Expense

REVENUES	AMOUNT
AD VALOREM TAXES	-
SPECIAL ASSESSMENTS	5,081,608
WATER DELIVERY & SERVICE CHARGES	1,024,670
GRANTS - LOCAL, STATE AND FEDERAL	-
INTERESTS AND OTHER INCOME	54,872
AGENCY & COUNTY INTERFUND TRANSFERS	-
TOTAL REVENUES	6,161,150

EXPENSES	AMOUNT
EMPLOYEE COST - SALARIES AND BENEFITS	-
GL & POLLUTION INSURANCES	153,518
SERVICE CHARGES - COUNTY DEPARTMENTS	15,000
CONTRACTORS/CONSULTANTS - GRANT FUNDED	-
MONTEREY ONE WATER CONTRACT	5,713,442
FUND TRANSFER OUT	-
DEBT PAYMENTS (SVWP, CSIP, SVRP)	1,010,000
TOTAL EXPENDITURES	6,891,960

IMPACT TO FUND BALANCE	(730,810)
-------------------------------	------------------

ESTIMATED BEGINNING FUND BALANCE	2,397,420
ESTIMATED ENDING FUND BALANCE	1,666,610

FUND 134: SALINAS RIVER DIVERSION FACILITY (SRDF) OPERATIONS AND MAINTENANCE (ZONE 2B)

The purpose of this fund is to provide for operations and maintenance of the SRDF surface water diversion component of the Recycled Water Projects. Facilities include an instream inflatable dam, fish bypass system, diversion pump station with 4 diversion pumps, pipeline, standpipe, filtration system, and chlorination system. The SRDF filtration system and chlorination system are located at the Monterey One Water Regional Treatment Plant, where the filtered and chlorinated surface water is mixed with the recycled water from the SVRP in the CSIP Storage Pond and then delivered through the CSIP Distribution System.

The Fund also captures expense related to a grant funded well destruction project for Zone 2B and various activities funded by the Salinas Valley Basin GSA subgrant.

The SRDF is a component of the Agency's Salinas Valley Water Project and operations began in 2010. The Agency operates the Nacimiento and San Antonio Reservoir to deliver the previously stored water to the SRDF site during the irrigation season, in compliance with State and Federal regulatory requirements. Those operations are permitted from April 1st to October 31st of each year.

Monterey One Water, with management and oversight by the Agency, has operated the SRDF facility, since 2010. In 2015, the Agency and Monterey One Water entered into an Amended and Restated Water Recycling Agreement to cover operations and maintenance of the Recycled Water Projects through 2045.

Debt payments of Salinas Valley Water Project are funded with Fund 111 and Zone 2C special assessments, in the amount of \$637,669 and \$1,122,045, respectively.

FY26 budgeted activities in Fund 134 are outlined below:

- Monterey One Water's Operations and Maintenance activities \$1,598,546 staffing, services and supplies
- Agency Operations and Maintenance activities 1.05 FTE + \$380,736 services and supplies + equipment and vehicles
 - Updated Title 22 Engineers Report and other Regulatory Compliance
 - New Source Supply Feasibility Studies (grant funded)
 - Filtration System Improvements/ Repairs
 - Upstream Apron Scour Repair Investigation
- Capital Improvements 0.2 FTE + \$371,250 services and supplies + vehicles and equipment costs
 - Optimization Projects
 - Electrical Upgrades
- Well Destruction Project 0.3 FTE + \$200,000 services and supplies + vehicles and equipment costs
- Administration 0.59 FTE

Table 12. Fund 134 Revenues & Expense

REVENUES	AMOUNT
AD VALOREM TAXES	-
SPECIAL ASSESSMENTS	-
WATER DELIVERY & SERVICE CHARGES	1,682,801
GRANTS - LOCAL, STATE AND FEDERAL	631,538
INTERESTS AND OTHER INCOME	118,438
AGENCY & COUNTY INTERFUND TRANSFERS	-
TOTAL REVENUES	2,432,777

EXPENSES	AMOUNT
EMPLOYEE COST - SALARIES AND BENEFITS	457,682
GL & POLLUTION INSURANCES	80,043
SERVICE CHARGES - COUNTY DEPARTMENTS	53,915
CONTRACTORS/CONSULTANTS	380,736
CONTRACTORS/CONSULTANTS - GRANT FUNDED	540,000
MONTEREY ONE WATER CONTRACT	1,629,796
EQUIPMENT & VEHICLES	34,064
SERVICES & SUPPLIES - EXTERNAL	57,226
FUND TRANSFER OUT	-
DEBT PAYMENTS (SVWP, CSIP, SVRP)	-
TOTAL EXPENDITURES	3,233,462

IMPACT TO FUND BALANCE	(800,685)
-------------------------------	------------------

ESTIMATED BEGINNING FUND BALANCE	2,281,255
ESTIMATED ENDING FUND BALANCE	1,480,570

FUND 426: INTERLAKE TUNNEL AND SPILLWAY MODIFICATION DWR GRANT PROJECT/STUDY (ILT)

The purpose of this fund is to track the Department of Water Resources \$10 million grant to study the feasibility of an Interlake Tunnel between Nacimiento and San Antonio Reservoirs with modifications to the Nacimiento Spillway. Operationally, the Interlake Tunnel would divert water from Nacimiento Reservoir to San Antonio Reservoir that would have otherwise been spilled at Nacimiento Dam. The Nacimiento River basin produces nearly three times the average annual flow of the San Antonio River basin, therefore, capturing high Nacimiento River flows and diverting those flows to San Antonio Reservoir increases the overall storage capacity of the system.

Activities covered by this fund are guided by the scope and deliverables of the grant agreement with DWR, including:

- Grant administration and reporting
- Water rights
- Draft engineer's report

Table 13. Fund 426 Revenues & Expense

REVENUES	AMOUNT
INTERESTS AND OTHER INCOME	5,236
TOTAL REVENUES	5,236
EXPENSES	AMOUNT
EMPLOYEE COST - SALARIES AND BENEFITS	56,295
GL & POLLUTION INSURANCES	4,367
SERVICE CHARGES - COUNTY DEPARTMENTS	11,136
CONTRACTORS/CONSULTANTS	50,000
TOTAL EXPENDITURES	121,798
IMPACT TO FUND BALANCE	(116,562)
ESTIMATED BEGINNING FUND BALANCE	148,454
ESTIMATED ENDING FUND BALANCE	31,892

FUND 303: CSIP DEBT SERVICE

Fund 303 issues debt service payment to the United States Bureau of Reclamation loan that funded the Castroville Seawater Intrusion Project.

Table 14. Fund 303 Revenues & Expense

REVENUES	AMOUNT
DEBT TRANSFERS (CSIP & SVWP)	1,650,000
TOTAL REVENUES	1,650,000
EXPENSES	AMOUNT
CONTRACTORS/CONSULTANTS	1,650,000
TOTAL EXPENDITURES	1,650,000
IMPACT TO FUND BALANCE	0

FUND 313: SALINAS VALLEY WATER PROJECT DEBT SERVICE

The purpose of this fund is to collect partial Ad Valorem taxes from Fund 111 and Special Assessments from Fund 116 to make payment of the Salinas Valley Water Project Bond.

Table 15. Fund 313 Revenues & Expense

REVENUES	AMOUNT
DEBT TRANSFERS (CSIP & SVWP)	1,759,714
TOTAL REVENUES	1,759,714
EXPENSES	AMOUNT
CONTRACTORS/CONSULTANTS	1,759,714
TOTAL EXPENDITURES	1,759,714
IMPACT TO FUND BALANCE	0

CONSOLIDATED FUND BALANCE SUMMARY - REVISED

Table 16 Agency's Unassigned Fund Balances Summary

Fund	Fund Name	Zone	FY25 Beginning Balance	FY25 Fund Balance Budgeted Use	FY25 Fund Balance Use Estimates	FY25 Estimated Ending Balance	FY26 Requested Use Fund Balance	FY26 Estimated Ending Balance
111	Administration Fund		4,241,073	(1,675,508)	252,281	4,493,354	(747,413)	3,745,941
112	Pajaro Levee	1/1A	963,440	(4,644)	381,365	1,344,805	(204,496)	1,140,309
116	Dam Operations	2C	1,700,408	(2,893,406)	(119,215)	1,581,193	(626,592)	954,601
121	Soledad Storm Drain	8	303,708	(20,750)	9,464	313,172	2,801	315,973
122	Reclamation Ditch	9	1,301,112	71,781	(14,932)	1,286,180	(333,349)	952,831
124	San Lorenzo Creek	12	36,598	(7,671)	459	37,057	(6,135)	30,922
127	Moro Cojo Slough	17	411,270	(260,230)	(27,703)	383,567	(321,330)	62,237
130	Hydro-Electric Ops		2,077,882	73,404	73,014	2,150,896	(644,361)	1,506,535
131	CSIP Operations	2B/Y	2,439,324	(969,961)	(881,069)	1,558,255	(240,936)	1,317,319
132	SVRP Operations	2B/Z	2,655,386	(460,500)	(257,966)	2,397,420	(730,810)	1,666,610
134	SRDF Operations		2,669,679	(121,317)	(388,424)	2,281,255	(800,685)	1,480,570
303	CSIP Debt Service		770,672	-	-	770,672	-	770,672
313	SVWP Debt Service		1,036,745	-	6,543	1,043,288	-	1,043,288
426	Interlake Tunnel		209,431	(336,143)	(60,977)	148,454	(116,562)	31,892
	Agency Fund Totals		20,816,728		(1,027,160)	19,789,568	(4,249,868)	15,019,700

Table 17 Agency's Assigned Fund Balances Summary

Fund	Fund Name	BSA	Description	FY26 Estimated Ending Balance
111	Administration Fund	3066	Canyon Del Rey Improvement	12,200
116	Dam Operations	3115	Cloud Seeding Reserve	125,000
116	Dam Operations	3123	Capital Project	840,000
122	Reclamation Ditch	3115	Markeley Swamp Reserve	245,158
131	CSIP Operations	2569	USBR Loan Reserve	254,187

AGENCY ZONE MAPS

An interactive map displaying Agency's Zone boundaries is available on Agency's website:

<https://www.countyofmonterey.gov/government/government-links/water-resources-agency/about/assessment-zones>

