



# Monterey County

168 West Alisal Street,  
1st Floor  
Salinas, CA 93901  
831.755.5066

## Board Order

Upon motion of Supervisor Potter, seconded by Supervisor Parker and carried by those members present, the Board of Supervisors hereby:

Received a status report on how OpenGov will bring greater financial transparency to Monterey County.

PASSED AND ADOPTED on this 7<sup>th</sup> day of April 2015, by the following vote, to wit:

AYES: Supervisors Armenta, Phillips, Salinas, Parker and Potter

NOES: None

ABSENT: None

I, Gail T. Borkowski, Clerk of the Board of Supervisors of the County of Monterey, State of California, hereby certify that the foregoing is a true copy of an original order of said Board of Supervisors duly made and entered in the minutes thereof of Minute Book 77 for the meeting on April 7, 2015.

Dated: April 8, 2015  
File ID: 15-0302

Gail T. Borkowski, Clerk of the Board of Supervisors  
County of Monterey, State of California

By Denise Hancock  
Deputy

# OpenGov

**BRINGING FINANCIAL TRANSPARENCY TO  
MONTEREY COUNTY**

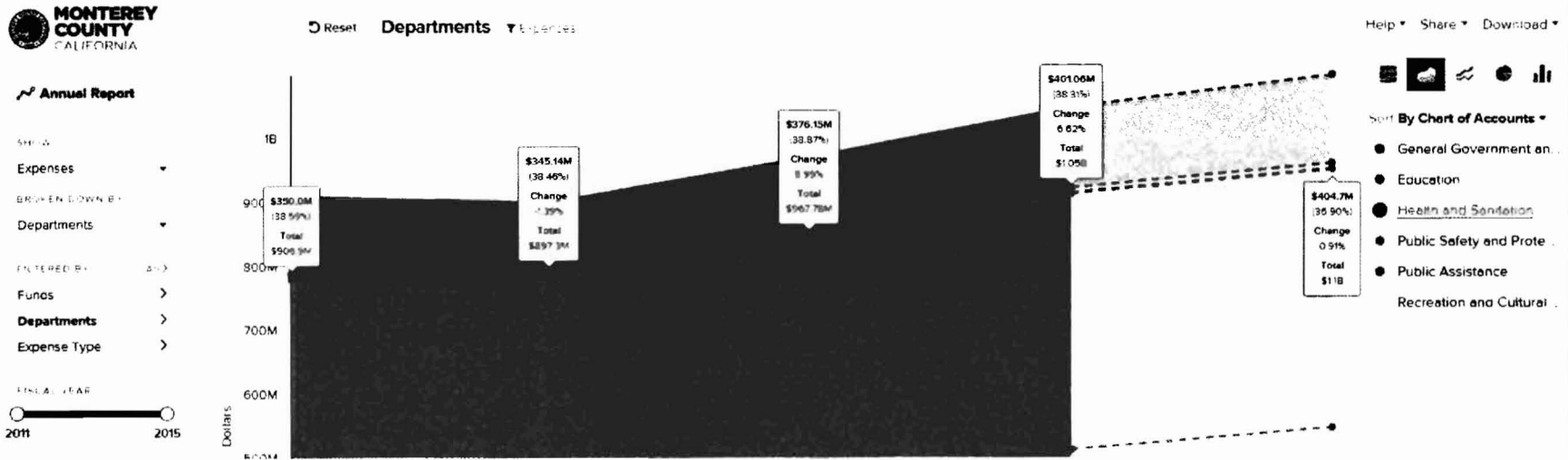


County of Monterey | County Administrative Office

# Accessing OpenGov

- CAO Budget & Analysis Website

<https://montereycountyca.opengov.com>



# What is OpenGov?

- Cloud-Based Budget Tool
- Data Visualization
- Communication method

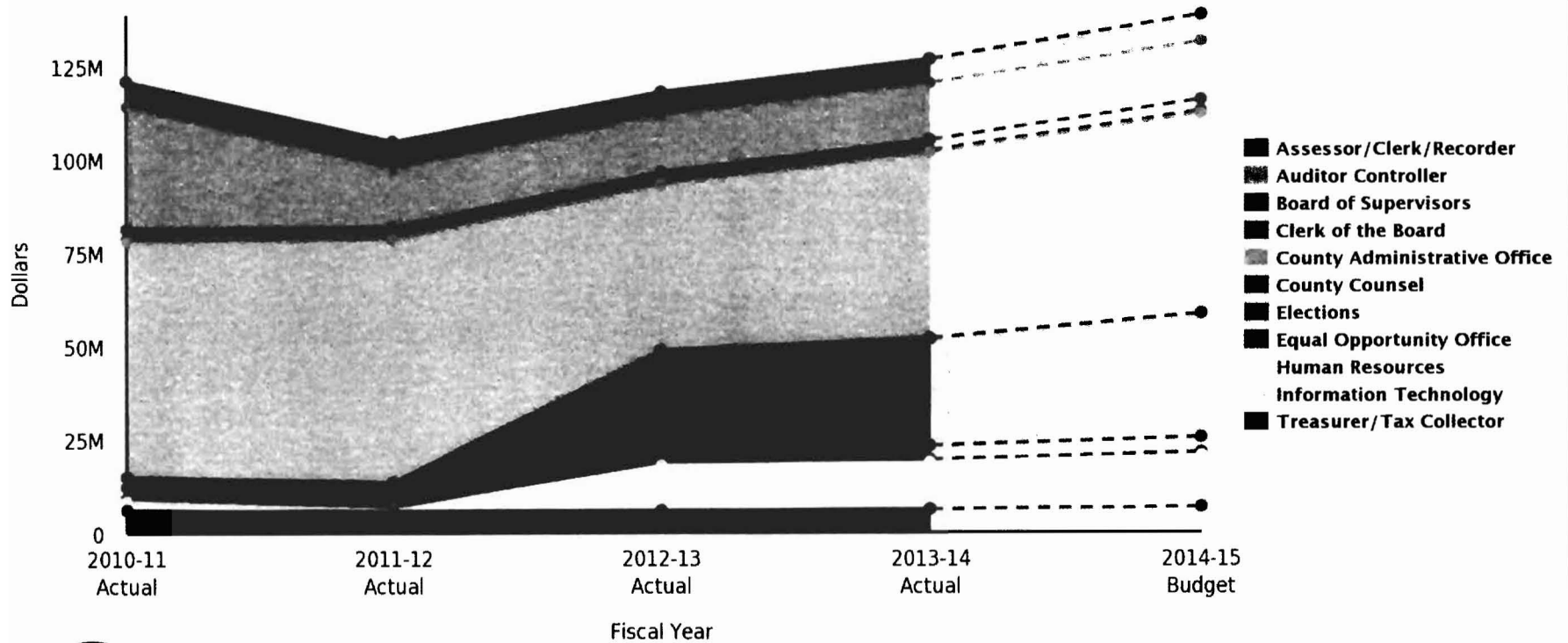
Departments	2010-11 Actual	2011-12 Actual	2012-13 Actual	2013-14 Actual	2014-15 Budget
Assessor/Clerk/Recorder	\$ 6,753,859	\$ 7,238,974	\$ 6,269,915	\$ 6,539,568	\$ 7,339,900
Auditor Controller	32,818,204	15,544,834	15,226,582	15,171,681	15,522,692
Board of Supervisors	2,898,412	2,933,046	2,907,910	2,786,775	3,023,941
Clerk of the Board	567,739	599,911	611,823	683,421	820,834
County Administrative Office	62,956,309	64,980,570	44,311,430	49,630,191	53,384,197
County Counsel	2,689,614	2,740,432	26,431,830	28,813,438	33,170,386
Elections	3,054,420	3,979,641	3,581,941	3,786,950	4,141,012
Equal Opportunity Office	696,650	608,748	584,454	604,911	747,050
Human Resources	0	0	10,442,261	11,026,265	12,729,208
Information Technology	2,372,998	367,491	1,710,335	1,509,346	1,013,145
Treasurer/Tax Collector	6,163,532	5,829,363	5,975,981	6,297,639	6,951,670
<b>Total</b>	<b>\$ 128,971,737</b>	<b>\$ 104,823,908</b>	<b>\$ 118,064,462</b>	<b>\$ 128,888,165</b>	<b>\$ 138,044,036</b>



- Can filter by Funds, Units, Departments, Expense or Revenue Type
- Can export to Excel or picture format
- Different graph types like bar, pie, line

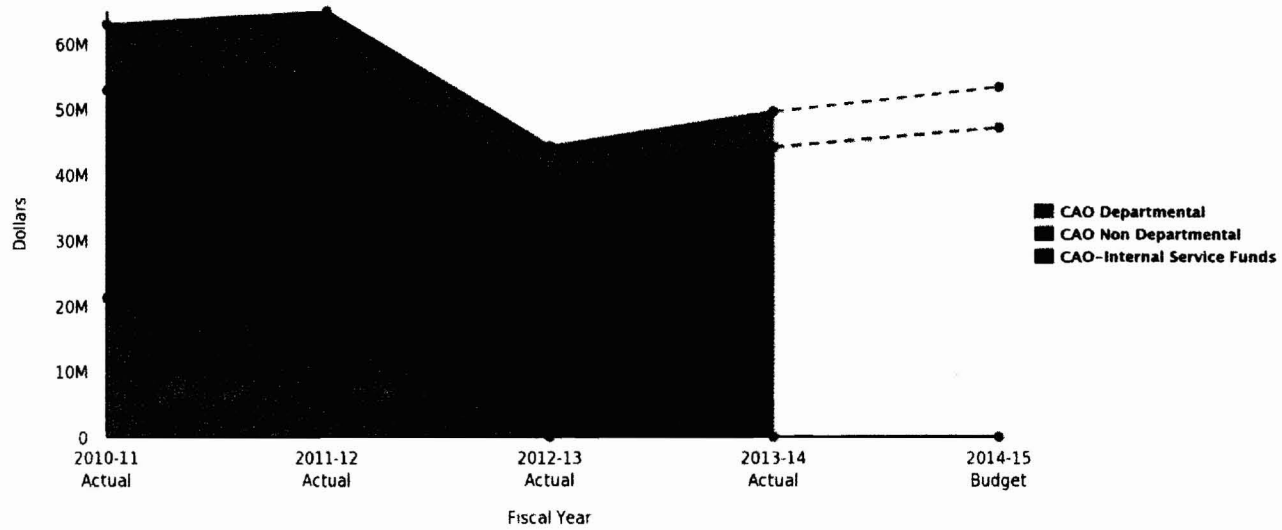
### Monterey County – General Government and Administration

Export generated on 03/10/2015



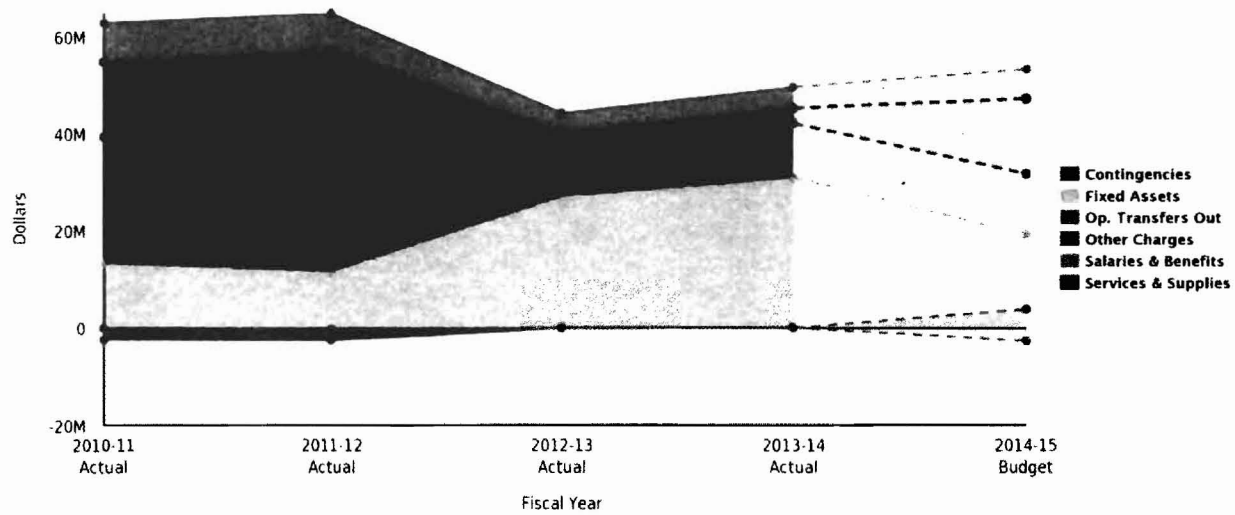
### Monterey County - County Administrative Office

Export generated on 03/20/2015



### Monterey County - Expenses

Export generated on 03/20/2015



# Why OpenGov?

- Transparency
- Increase internal efficiency
- Ease of use
- Build rapport with constituents

## Moving forward...

- Continual updates to data sets
- Questions?

### Monterey County – Public Safety and Protection 2014–15 Budget

Export generated on 03/12/2015

