

**AMENDMENT No. 3
TO
UNIFIED FRANCHISE AGREEMENT
FOR THE EXCLUSIVE COLLECTION OF SOLID WASTE AND RECYCLABLES IN
UNINCORPORATED MONTEREY COUNTY
BETWEEN COUNTY OF MONTEREY
AND
USA WASTE OF CALIFORNIA, INC.
DBA CARMEL MARINA CORPORATION**

(Agreement No. A-11631)

THIS AMENDMENT No. 3 is made to the UNIFIED FRANCHISE AGREEMENT FOR THE EXCLUSIVE COLLECTION OF SOLID WASTE AND RECYCLABLES IN UNINCORPORATED MONTEREY COUNTY dated February 9, 2010, and amended, pursuant to AMENDMENT No. 1 dated February 3, 2012 and AMENDMENT No. 2 dated November 13, 2012 (hereafter, "AGREEMENT") by and between the County of Monterey (hereafter, "County") and USA Waste of California Inc., dba Carmel Marina Corporation (hereafter, "Contractor") (collectively referred to as, the "Parties").

WHEREAS, County and Contractor wish to amend the AGREEMENT to adjust collection rates, effective January 1, 2014, for services provided by Contractor.

NOW THEREFORE, County and Contractor hereby agree to amend the AGREEMENT in the following manner:

1. Amend Article 17, at Section 17.07.1 as follows:

17.07.1 ~~Waste Screening Protocol~~. For all drivers, route supervisors, and any other employee that is reasonably likely to encounter Hazardous Waste, Contractor will develop and implement a written Waste Screening Protocol in compliance with applicable law and including the following provisions:


17.07.1.1 Awareness Level training meeting the requirements of 29 CFR 1910.120(q)(6)(i), including hazard evaluation methods, emergency preparedness, and emergency response plan implementation techniques with the intent that they learn who, what and how to report on the incident;


2. Delete Article 17, Sections 17.07.1.2 and 17.07.1.3.
3. Replace Exhibit 2 with the attached new Exhibit 2 (incorporated by this reference).
4. Amend Article 13, at Section 13.13 Adjustments to Service Rates, Surcharges and Fees to replace the referenced Exhibit 1 "Approved Rates and Charges," approved and adopted pursuant to AMENDMENT No. 1 and AMENDMENT No. 2 with the attached new Exhibit 1 "Approved Rates and Charges" (incorporated by this reference) approved and adopted pursuant to this AMENDMENT No. 3.
5. Except as provided herein, all remaining terms, conditions and provisions of the AGREEMENT are unchanged and unaffected by this AMENDMENT No. 3 and shall continue in full force and effect as set forth in the AGREEMENT.

IN WITNESS WHEREOF, the parties have executed this AMENDMENT No. 3 as of the last date opposite the respective signatures below.

COUNTY:


CONTRACTOR: USA Waste of California Inc., dba Carmel Marina Corporation


By: 
Name: Ray Bullick
Title: Director of Health

By: 
Name: Barry Sedwick
Title: President
Chair, Pres or Vice Pres.

Date: 2-3-14

Date: 1-22-2014

Approved as to form and legality:

Mary Grace Perry, Deputy County Counsel

By: 
Title: Assistant Secty
Secretary, Assistant Secty,
CFO or Assistant Treasurer

Date: 1-31-2014

Date: 1/22/14

EXHIBIT 2 REFUSE RATE INDEX

Exhibit 2 Refuse Rate Index

3413
3414

3415 The "Refuse Rate Index" adjustment shall be calculated in the following manner:

3416 The expenses of the Collection Services for the designated fiscal period shall be prepared in the
3417 format set forth in the Operating Cost Statement - Description on the following page of this
3418 Exhibit.

3419 2. The expenses of the Collection Services shall be broken down into the following six (6)
3420 cost categories: Labor; Diesel Fuel; Vehicle Replacement; Vehicle Maintenance, All Other and
3421 Disposal. Each cost category is assigned a weighted percentage factor on that cost category's
3422 proportionate share of the total of the costs shown for all cost categories.

3423 3. The following five (5) indices published by the United States Department of Labor,
3424 Bureau of Labor Statistics (BLS), and the actual change in the Disposal Facility Tip Fee are
3425 used to calculate the adjustment for each cost category. The change in each index and the Tip
3426 Fees is calculated on a twelve-month fiscal period in accordance with the terms of the
3427 Agreement. In the event any index is discontinued, a successor index shall be selected by
3428 COUNTY. Successor indices shall be those indices that are most closely equivalent to the
3429 discontinued indices as recommended by the BLS.

3430	<u>Cost Category</u>	<u>Index</u>
3431	Labor	Series ID: ceu6056210008 Service-Producing Industries
3432	Diesel Fuel	Series ID: wpu057303 #2 Diesel Fuel
3433	Vehicle Replacement	Series ID: wpu141301 Truck and bus bodies sold separately
3434	Vehicle Maintenance	Series ID: pcu336211336211 Industrial truck and trailer mfg.
3435	All Other	Series ID: cuura422sa0 Consumer Price Index, All Urban 3436 Consumers, All Items -- Bay Area
3437	Disposal	The actual tip fee charged to the CONTRACTOR by the MRWMD 3438 and/or SVSWA Disposal Facility.

3439 4. The percentage weight for each cost category is multiplied by the change in each
3440 appropriate index to calculate a weighted percentage for each cost category. The weighted
3441 percentage changes for each of the first five (5) cost categories are added together to calculate
3442 the Collection component of the Refuse Rate Index. The appropriate Disposal component of
3443 the RRI is then added to the Collection component to calculate the RRI. While the Collection
3444 component of the RRI uses the same indices for all rates, the Disposal component uses
3445 different indices for; 1) SFD, MFD and Commercial Cart Rates for customers within the
3446 MRWMD boundaries; 2) SFD, MFD and Commercial Cart Rates for customers within the
3447 SVSWA boundaries 3) MFD Bin, Commercial Bin, Roll-off, and Large Venue Events Rates for
3448 Customers within the MRWMD boundaries; and 4) MFD Bin, Commercial Bin, Roll-off, and
3449 Large Venue Events Rates for Customers within the SVSWA boundaries. (see example).

3450 Operating Cost Statement - Description

3451 **Labor:** List all administrative, officer, operation and maintenance salary accounts.

3452 List payroll tax accounts directly related to the above salary accounts.

Unified Franchise Agreement for the Exclusive Collection of Solid Waste and Recyclables in
Unincorporated Monterey County

- 3453 List employee group medical and life accounts directly related to the above
3454 salary accounts.
- 3455 List employee retirement or profit sharing contributions accounts directly related
3456 to the above salary accounts.
- 3457
- 3458 **Diesel Fuel:** List all diesel fuel accounts.
- 3459 **Vehicle Replacement:**
- 3460 List all collection and collection related vehicle depreciation accounts.
- 3461 List all vehicle lease or rental accounts related to collection or collection related
3462 vehicles.
- 3463 **Vehicle Maintenance:**
- 3464 List all collection or collection related vehicle parts accounts.
- 3465 **All Other:** List all other expense accounts related to the services provided under this
3466 Agreement. This category includes all insurance including general liability, fire,
3467 truck damage, and extended coverage; rent on property, truck licenses and
3468 permits; real and personal property taxes; telephone and other utilities; employee
3469 uniforms; safety equipment; general yard repairs and maintenance; non-diesel
3470 fuel; office supplies; postage; trade association dues and subscription;
3471 advertising; and miscellaneous other expenses.
- 3472 **Disposal:** The Disposal Tip Fee component will vary for each of the four (4) RRI's, 1)
3473 SFD, MFD and Commercial Cart Rate RRI for Customers within the MRWMD
3474 boundaries; 2) SFD, MFD and Commercial Cart Rate RRI for Customers within
3475 the SVSWA boundaries 3) MFD Bin, Commercial Bin, Roll-off and Large Venue
3476 Events Rate RRI for Customers within the MRWMD boundaries; and 4) MFD Bin,
3477 Commercial Bin, Roll-off and Large Venue Events Rate RRI for Customers within
3478 the SVSWA boundaries.
- 3479 **Disposal (SFD, MFD and Commercial Cart Services in the MRWMD):**
- 3480 List all disposal costs related to the provision of SFD Collection Services, MFD
3481 Cart Collection Services, and Commercial Cart Collection Services provided
3482 within the MRWMD boundaries.
- 3483 **Disposal (SFD, MFD and Commercial Cart Services in the SVSWA):**
- 3484 List all disposal costs related to the provision of SFD Collection Services, MFD
3485 Cart Collection Services, and Commercial Cart Collection Services provided
3486 within the SVSWA boundaries.
- 3487
- 3488 **Disposal (MFD Bin, Commercial Bin, Roll-off and Large Venue Events Services in the**
3489 **MRWMD):**
- 3490 List all disposal costs related to the provision of MFD Bin Collection Services
3491 Commercial Bin Collection Services, Roll-off and Large Venue Events Collection
3492 Services provided within the MRWMD boundaries.

Unified Franchise Agreement for the Exclusive Collection of Solid Waste and Recyclables in
Unincorporated Monterey County

3493 **Disposal (MFD Bin, Commercial Bin, Roll-off and Large Venue Events Services in the**
3494 **SVSWA):**

3495 List all disposal costs related to the provision of MFD Bin Collection Services and
3496 Commercial Bin Collection Services, Roll-off and Large Venue Events Collection
3497 Services provided within the SVSWA boundaries.

3498

3499

3500

EXHIBIT 1 APPROVED RATES AND CHARGES

EXHIBIT 1--APPROVED RATES AND CHARGES EFFECTIVE JANUARY 1, 2014

FORM 1A

COLLECTION SERVICE RATES

SINGLE FAMILY DWELLING COLLECTION SERVICE in the MRWMD

**SOLID WASTE
1ST CONTAINER**

	MONTHLY RATE
CAN (32 GAL)	27.08
20 GAL CART	22.72
35 GAL CART	27.62
64 GAL CART	43.30
96 GAL CART	54.13

**SOLID WASTE
ADDITIONAL CONTAINER**

	MONTHLY RATE
CAN (32 GAL)	21.66
20 GAL CART	18.18
35 GAL CART	22.09
64 GAL CART	34.64
96 GAL CART	43.30

Above rates include Solid Waste container requested, up to 96 gallons in Recycling and up to 96 gallons in Green Waste

**RECYCLING
ADDITIONAL CONTAINER**

	MONTHLY RATE
CAN (32 GAL)	13.53
35 GAL CART	13.80
64 GAL CART	21.65
96 GAL CART	27.07

**GREEN WASTE
ADDITIONAL CONTAINER**

	MONTHLY RATE
CAN (32 GAL)	13.53
35 GAL CART	13.80
64 GAL CART	21.65
96 GAL CART	27.07

Can refers to customer owned 32 gallon container

ANCILLARY SERVICES

	MONTHLY RATE	
Backyard Service	20.72	for default services, 3 containers
Backyard Service	6.92	each container
Difficult to Service	150%	of base rate

All of the below rates are per occurrence.

Additional Cart Exchange	77.20	each, in excess of 1 per year
Additional Cart Replacement	77.20	each, in excess of subscribed container quantity
Excess On-Call Collection Capacity	54.18	each yard, above 5 yards, for the included on-call collection
Additional On-Call Collection Capacity	54.18	each yard, for subsequent on-call collections
Un-containerized Material Surcharge	0.54	per gallon, in excess of 1 occurrence
Return for Inaccessible Containers	54.18	over 2 times per year
Composting Bin Delivery	108.36	
NSF Fee	25.00	bad check fee
Late Payment Fee	1.5%	\$5.00 minimum not compounded

EXHIBIT 1--APPROVED RATES AND CHARGES EFFECTIVE JANUARY 1, 2014

FORM 1B

COLLECTION SERVICE RATES

SINGLE FAMILY DWELLING COLLECTION SERVICE in the SVSWA

**SOLID WASTE
1ST CONTAINER**

	MONTHLY RATE
CAN (32 GAL)	28.55
20 GAL CART	23.95
35 GAL CART	29.12
64 GAL CART	45.65
96 GAL CART	57.07

**SOLID WASTE
ADDITIONAL CONTAINER**

	MONTHLY RATE
CAN (32 GAL)	22.84
20 GAL CART	19.16
35 GAL CART	23.29
64 GAL CART	36.52
96 GAL CART	45.65

Above rates include Solid Waste container requested, up to 96 gallons in Recycling and up to 96 gallons in Green Waste

**RECYCLING
ADDITIONAL CONTAINER**

	MONTHLY RATE
CAN (32 GAL)	14.27
35 GAL CART	14.55
64 GAL CART	22.83
96 GAL CART	28.54

**GREEN WASTE
ADDITIONAL CONTAINER**

	MONTHLY RATE
CAN (32 GAL)	14.27
35 GAL CART	14.55
64 GAL CART	22.83
96 GAL CART	28.54

Can refers to customer owned 32 gallon container

ANCILLARY SERVICES

	MONTHLY RATE	
Backyard Service	21.84	for default services, 3 containers
Backyard Service	7.29	each container
Difficult to Service	150%	of base rate

All of the below rates are per occurrence.

Additional Cart Exchange	81.40	each, in excess of 1 per year
Additional Cart Replacement	81.40	each, in excess of subscribed container quantity
Excess On-Call Collection Capacity	57.13	each yard, above 5 yards, for the included on-call collection
Additional On-Call Collection Capacity	57.13	each yard, for subsequent on-call collections
Un-containerized Material Surcharge	0.57	per gallon, in excess of 1 occurrence
Return for Inaccessible Containers	57.13	over 2 times per year
Composting Bin Delivery	114.25	
NSF Fee	25.00	bad check fee
Late Payment Fee	1.5%	\$5.00 minimum not compounded

EXHIBIT 1--APPROVED RATES AND CHARGES EFFECTIVE JANUARY 1, 2014

FORM 2A

COLLECTION SERVICE RATES

MFD & COMMERCIAL CART RATES in the MRWMD

SOLID WASTE 1ST CONTAINER		MONTHLY RATE BASED ON SERVICES PER WEEK					
		RATE	1	2	3	4	5
20 GAL CART	23.83	23.83	47.66	71.49	95.32	119.15	142.98
35 GAL CART	29.24	29.24	58.48	87.72	116.96	146.20	175.44
64 GAL CART	45.50	45.50	91.00	136.50	182.00	227.50	273.00
96 GAL CART	56.34	56.34	112.68	169.02	225.36	281.70	338.04
CAN (32 GAL)	28.72	28.72	57.44	86.16	114.88	143.60	172.32

SOLID WASTE ADDITIONAL CONTAINER		MONTHLY RATE BASED ON SERVICES PER WEEK					
		RATE	1	2	3	4	5
20 GAL CART	19.06	19.06	38.12	57.18	76.24	95.30	114.36
35 GAL CART	23.39	23.39	46.78	70.17	93.56	116.95	140.34
64 GAL CART	36.40	36.40	72.80	109.20	145.60	182.00	218.40
96 GAL CART	45.07	45.07	90.14	135.21	180.28	225.35	270.42
CAN (32 GAL)	22.98	22.98	45.96	68.94	91.92	114.90	137.88

Can refers to customer owned 32 gallon container

MFD/commercial cart/can customers eligible for 1 cart up to 96 gallons for recyclables at no charge for each solid waste cart or can.

RECYCLING ADDITIONAL CART	MONTHLY RATE	GREEN WASTE SUBSCRIPTION CART	MONTHLY RATE
35 GAL CART	14.62		
64 GAL CART	22.75	64 GAL CART	22.75
96 GAL CART	28.18	96 GAL CART	28.18

Roll Out Service: **6.92** per cart
 Difficult to Service Customers; **150%** of base rate

All of the below rates are per occurrence.

Cleaning Fee	77.28	each cart
Additional Cart Exchange	77.28	each, in excess of 1 per year
Additional Cart Replacement	77.28	each, in excess of subscribed container quantity
Excess On-Call Capacity	54.23	per yard, Multifamily customers only
Subscription On-Call Capacity	54.23	per yard
Un-containerized Material Surcharge	0.54	per gallon
Return for Inaccessible Containers	54.23	over 2 times per year
Lock Fee Greater of	27.11	per month per enclosure
	10.85	per month per container
Composting Bin Delivery	108.45	
Reactivation Fee	27.11	after County approved service suspension
NSF Fee	25.00	bad check fee
Late Payment Fee	1.5%	\$5.00 minimum not compounded

EXHIBIT 1--APPROVED RATES AND CHARGES EFFECTIVE JANUARY 1, 2014

FORM 2B

COLLECTION SERVICE RATES

MFD & COMMERCIAL CART RATES in the SVSWA

SOLID WASTE 1ST CONTAINER		MONTHLY RATE BASED ON SERVICES PER WEEK					
		RATE	1	2	3	4	5
20 GAL CART	25.13	25.13	50.26	75.39	100.52	125.65	150.78
35 GAL CART	30.83	30.83	61.66	92.49	123.32	154.15	184.98
64 GAL CART	47.98	47.98	95.96	143.94	191.92	239.90	287.88
96 GAL CART	59.41	59.41	118.82	178.23	237.64	297.05	356.46
CAN (32 GAL)	30.28	30.28	60.56	90.84	121.12	151.40	181.68

SOLID WASTE ADDITIONAL CONTAINER		MONTHLY RATE BASED ON SERVICES PER WEEK					
		RATE	1	2	3	4	5
20 GAL CART	20.09	20.09	40.18	60.27	80.36	100.45	120.54
35 GAL CART	24.66	24.66	49.32	73.98	98.64	123.30	147.96
64 GAL CART	38.38	38.38	76.76	115.14	153.52	191.90	230.28
96 GAL CART	47.52	47.52	95.04	142.56	190.08	237.60	285.12
CAN (32 GAL)	24.23	24.23	48.46	72.69	96.92	121.15	145.38

Can refers to customer owned 32 gallon container

MFD/commercial cart/can customers eligible for 1 cart up to 96 gallons for recyclables at no charge for each solid waste cart or can.

RECYCLING ADDITIONAL CART	MONTHLY RATE	GREEN WASTE SUBSCRIPTION CART	MONTHLY RATE
35 GAL CART	15.42		
64 GAL CART	23.98	64 GAL CART	23.98
96 GAL CART	29.71	96 GAL CART	29.71

Roll Out Service:

7.29

 per cart
 Difficult to Service Customers;

150%

 of base rate

All of the below rates are per occurrence.

Cleaning Fee	81.48	each cart
Additional Cart Exchange	81.48	each, in excess of 1 per year
Additional Cart Replacement	81.48	each, in excess of subscribed container quantity
Excess On-Call Capacity	57.18	per yard, Multifamily customers only
Subscription On-Call Capacity	57.18	per yard
Un-containerized Material Surcharge	0.57	per gallon
Return for Inaccessible Containers	57.18	over 2 times per year
Lock Fee Greater of	28.58	per month per enclosure
	11.44	per month per container
Composting Bin Delivery	114.35	
Reactivation Fee	28.58	after County approved service suspension
NSF Fee	25.00	bad check fee
Late Payment Fee	1.5%	\$5.00 minimum not compounded

EXHIBIT 1--APPROVED RATES AND CHARGES EFFECTIVE JANUARY 1, 2014

FORM 3A

COLLECTION SERVICE RATES

MFD & COMMERCIAL BIN RATES in the MRWMD

SOLID WASTE

NON-COMPACTED BINS

CUBIC YARDS	Per Yard	MONTHLY RATE BASED ON SERVICES PER WEEK					
		1	2	3	4	5	6
1	106.77	106.77	213.54	320.31	427.08	533.85	640.62
1.5	94.50	141.75	283.50	425.25	567.00	708.75	850.50
2	82.21	164.42	328.84	493.26	657.68	822.10	986.52
3	82.21	246.63	493.26	739.89	986.52	1,233.15	1,479.78
4	79.02	316.08	632.16	948.24	1,264.32	1,580.40	1,896.48
6	75.81	454.86	909.72	1,364.58	1,819.44	2,274.30	2,729.16
8	72.60	580.80	1,161.60	1,742.40	2,323.20	2,904.00	3,484.80

At 25% of base rate

At 50% base rate

Extra Pick Up On routed day	Special Pick Up Non routed day
26.69	53.39
35.44	70.88
41.11	82.21
61.66	123.32
79.02	158.04
113.72	227.43
145.20	290.40

COMPACTED BINS

CUBIC YARDS	Per Yard	MONTHLY RATE BASED ON SERVICES PER WEEK					
		1	2	3	4	5	6
1	213.55	213.55	427.10	640.65	854.20	1,067.75	1,281.30
2	164.43	328.86	657.72	986.58	1,315.44	1,644.30	1,973.16
3	164.43	493.29	986.58	1,479.87	1,973.16	2,466.45	2,959.74
4	158.02	632.08	1,264.16	1,896.24	2,528.32	3,160.40	3,792.48
5	154.82	774.10	1,548.20	2,322.30	3,096.40	3,870.50	4,644.60
6	151.62	909.72	1,819.44	2,729.16	3,638.88	4,548.60	5,458.32
7	148.41	1,038.87	2,077.74	3,116.61	4,155.48	5,194.35	6,233.22
8	145.22	1,161.76	2,323.52	3,485.28	4,647.04	5,808.80	6,970.56

Extra Pick Up On routed day	Special Pick Up Non routed day
53.39	106.78
82.22	164.43
123.32	246.65
158.02	316.04
193.53	387.05
227.43	454.86
259.72	519.44
290.44	580.88

Service Rate for multiple Bins shall be calculated by multiplying the Container size by the number of Containers. Compacted rate is 2 times the uncompacted rate.

MFD/Commercial bin customers eligible for 1/2 of solid waste capacity in recycling bin or cart service at no charge. Compacted solid waste counts as 2 times uncompacted for recycling calculation.

For example, (1) 4 cubic yard compacted solid waste bin eligible for (1) 4 cubic yard recyclables bin at no charge.

ADDITIONAL RECYCLING - BINS

43.13	Per yard over free capacity
-------	-----------------------------

For additional recycling carts and subscription green waste service, rates on Form 2 will apply.

PUSH RATES

1-25 ft	26-49 ft	50-75 ft	76-100 ft	101-125 ft	126+ ft
26.96	53.91	80.87	107.84	134.80	161.75

All of the above rates are monthly except extra and special pickups.

Cleaning Fee	121.32	each bin
Additional Bin Exchange	80.87	each, in excess of 1 per year
Additional Bin Replacement	485.26	each, in excess of subscribed container quantity
Excess On-Call Capacity	101.10	per yard, Multifamily customers only
Subscription On-Call Capacity	101.10	per yard
Bin Overflow	107.84	per yard
Return for Inaccessible Containers	53.91	over 2 times per year
Lock Fee	Greater of: 26.96 10.79	per month per enclosure per month per container
Composting Bin Delivery	107.84	
Reactivation Fee	26.96	after County approved service suspension
NSF Fee	25.00	bad check fee
Late Payment Fee	1.5%	\$5.00 minimum not compounded

EXHIBIT 1--APPROVED RATES AND CHARGES EFFECTIVE JANUARY 1, 2014

FORM 3B

COLLECTION SERVICE RATES

MFD & COMMERCIAL BIN RATES in the SVSWA

SOLID WASTE

At 25% of base rate At 50% base rate

NON-COMPACTED BINS		MONTHLY RATE BASED ON SERVICES PER WEEK					
CUBIC YARDS	Per Yard	1	2	3	4	5	6
1	165.74	165.74	331.48	497.22	662.96	828.70	994.44
1.5	149.16	223.74	447.48	671.22	894.96	1,118.70	1,342.44
2	132.59	265.18	530.36	795.54	1,060.72	1,325.90	1,591.08
3	127.62	382.86	765.72	1,148.58	1,531.44	1,914.30	2,297.16
4	122.65	490.60	981.20	1,471.80	1,962.40	2,453.00	2,943.60
6	117.68	706.08	1,412.16	2,118.24	2,824.32	3,530.40	4,236.48
8	112.70	901.60	1,803.20	2,704.80	3,606.40	4,508.00	5,409.60

Extra Pick Up On routed day	Special Pick Up Non routed day
41.44	82.87
55.94	111.87
66.30	132.59
95.72	191.43
122.65	245.30
176.52	353.04
225.40	450.80

COMPACTED BINS		MONTHLY RATE BASED ON SERVICES PER WEEK					
CUBIC YARDS	Per Yard	1	2	3	4	5	6
1	331.48	331.48	662.96	994.44	1,325.92	1,657.40	1,988.88
2	265.17	530.34	1,060.68	1,591.02	2,121.36	2,651.70	3,182.04
3	255.23	765.69	1,531.38	2,297.07	3,062.76	3,828.45	4,594.14
4	245.29	981.16	1,962.32	2,943.48	3,924.64	4,905.80	5,886.96
5	240.32	1,201.60	2,403.20	3,604.80	4,806.40	6,008.00	7,209.60
6	235.35	1,412.10	2,824.20	4,236.30	5,648.40	7,060.50	8,472.60
7	230.37	1,612.59	3,225.18	4,837.77	6,450.36	8,062.95	9,675.54
8	225.38	1,803.04	3,606.08	5,409.12	7,212.16	9,015.20	10,818.24

Extra Pick Up On routed day	Special Pick Up Non routed day
82.87	165.74
132.59	265.17
191.42	382.85
245.29	490.58
300.40	600.80
353.03	706.05
403.15	806.30
450.76	901.52

Service Rate for multiple Bins shall be calculated by multiplying the Container size by the number of Containers.
Compacted rate is 2 times the uncompacted rate.

MFD/Commercial bin customers eligible for 1/2 of solid waste capacity in recycling bin or cart service at no charge.
Compacted solid waste counts as 2 times uncompacted for recycling calculation.

For example, (1) 4 cubic yard compacted solid waste bin eligible for (1) 4 cubic yard recyclables bin at no charge.

ADDITIONAL RECYCLING - BINS

45.93	Per yard over free capacity
-------	-----------------------------

For additional recycling carts and subscription green waste service, rates on Form 2 will apply.

PUSH RATES

1-25 ft	26-49 ft	50-75 ft	76-100 ft	101-125 ft	126+ ft
28.71	57.42	86.13	114.84	143.55	172.25

All of the above rates are monthly except extra and special pickups.

Cleaning Fee	129.19	each bin
Additional Bin Exchange	86.13	each, in excess of 1 per year
Additional Bin Replacement	516.76	each, in excess of subscribed container quantity
Excess On-Call Capacity	107.65	per yard, Multifamily customers only
Subscription On-Call Capacity	107.65	per yard
Bin Overflow	114.84	per yard
Return for Inaccessible Containers	57.42	over 2 times per year
Lock Fee	28.71	per month per enclosure
Greater of:	11.48	per month per container
Composting Bin Delivery	114.84	
Reactivation Fee	28.71	after County approved service suspension
NSF Fee	25.00	bad check fee
Late Payment Fee	1.5%	\$5.00 minimum not compounded

EXHIBIT 1--APPROVED RATES AND CHARGES EFFECTIVE JANUARY 1, 2014

FORM 4A

COLLECTION SERVICE RATES

MFD & COMMERCIAL ROLL-OFF RATES in the MRWMD

**SOLID WASTE
NON-COMPACTED BOXES**

CUBIC YARDS	PER PULL
up to 6	342.05
7-8	394.31
9-10	446.32
11-15	498.31
16-20	535.27
21-30	607.55
31-40	742.51
41-50	888.98

**SOLID WASTE
COMPACTED BOXES**

CUBIC YARDS	PER PULL
up to 6	457.66
7-10	510.47
11-15	613.94
16-20	717.41
21-30	849.25
31-40	983.83
41-50	1,180.85

Rates include all disposal
Minimum weekly service, up to 6 times per week

Relocation	107.84	
Dry Run	161.75	trip charge, no haul
Stand By	215.67	per hour
Stand By	1,294.03	per day
Composting Bin Delivery	107.84	
Reactivation Fee	26.96	after County approved service suspension
NSF Fee	25.00	bad check fee
Late Payment Fee	1.5%	\$5.00 minimum not compounded

All services are charged on a per occurrence basis.

MFD/Commercial box customers eligible for 1/2 of solid waste capacity in recyclables capacity at no charge.
Compacted solid waste counts as 2 times uncompacted for recycling calculation.

ADDITIONAL RECYCLING - BINS

43.13	Per yard over free capacity
-------	-----------------------------

ADDITIONAL RECYCLING - BOXES

Customers with 90% clean recyclables loads eligible for the following discounted haul rates

50%	Loads greater than 1.5 but less than 2.5 tons
75%	Loads greater than or equal to 2.5 tons

EXHIBIT 1--APPROVED RATES AND CHARGES EFFECTIVE JANUARY 1, 2014

FORM 4B

COLLECTION SERVICE RATES

MFD & COMMERCIAL ROLL-OFF RATES in the SVSWA

**SOLID WASTE
NON-COMPACTED BOXES**

CUBIC YARDS	PER PULL
up to 6	419.09
7-8	476.24
9-10	555.63
11-15	634.99
16-20	730.24
21-30	757.12
31-40	925.14
41-50	1,153.14

**SOLID WASTE
COMPACTED BOXES**

CUBIC YARDS	PER PULL
up to 6	514.34
7-10	573.71
11-15	620.25
16-20	666.79
21-30	1,190.92
31-40	1,205.05
41-50	1,444.72

Rates include all disposal

Minimum weekly service, up to 6 times per week

Relocation	114.84	
Dry Run	172.25	trip charge, no haul
Stand By	229.67	per hour
Stand By	1,378.04	per day
Composting Bin Delivery	114.84	
Reactivation Fee	28.71	after County approved service suspension
NSF Fee	25.00	bad check fee
Late Payment Fee	1.5%	\$5.00 minimum not compounded

All services are charged on a per occurrence basis.

MFD/Commercial box customers eligible for 1/2 of solid waste capacity in recyclables capacity at no charge.

Compacted solid waste counts as 2 times uncompacted for recycling calculation.

ADDITIONAL RECYCLING - BINS

45.93	Per yard over free capacity
-------	-----------------------------

ADDITIONAL RECYCLING - BOXES

Customers with 90% clean recyclables loads eligible for the following discounted haul rates

50%	Loads greater than 1.5 but less than 2.5 tons
75%	Loads greater than or equal to 2.5 tons

EXHIBIT 1--APPROVED RATES AND CHARGES EFFECTIVE JANUARY 1, 2014

FORM 5

COLLECTION SERVICE RATES

TEMPORARY ON-CALL BIN AND ROLL-OFF COLLECTION SERVICE

**SOLID WASTE
BINS**

CUBIC YARDS	PER PULL
1	100.63
1.5	126.52
2	152.40
3	228.59
4	292.05
6	418.96
8	533.12

**SOLID WASTE
NON-COMPACTED BOXES**

CUBIC YARDS	PER PULL
up to 6	275.58
7-10	299.56
11-20	359.46
21-30	443.33
31-40	539.19
41-50	636.13

Customers may keep On-Call Bins and Roll-off Containers for five (5) Work Days, not counting the delivery and removal days.

**SOLID WASTE
COMPACTED BOXES**

CUBIC YARDS	PER PULL
up to 6	344.48
7-10	374.43
11-15	411.88
16-20	449.32
21-30	554.16
31-40	673.99
41-50	793.81

Compacted boxes refers to customer-owned compactors

Provided on a temporary or irregular basis.

Relocation	107.84	
Dry Run	161.76	trip charge, no haul
Demurrage Per Day	10.79	temporary rental, after five (5) days, not including delivery and removal days
Stand By	215.68	per hour
Stand By	1,294.05	per day
Composting Bin Delivery	107.84	
Reactivation Fee	26.96	after County approved service suspension
NSF Fee	25.00	bad check fee
Late Payment Fee	1.5%	\$5.00 minimum not compounded

All services are charged on a per occurrence basis.

Note: All Bin, compacted box and non-compacted box per pull service rates consist of collection rates and franchise fees only; disposal will be based on actual disposal costs plus a 10% franchise fee. The total customer rate will be the pull rate (collection and franchise fee), and disposal and the disposal franchise fee.

RECYCLING CAPACITY - BINS

43.13	Per yard
-------	----------

RECYCLING CAPACITY - ROLL-OFF

Customers with 90% clean recyclables loads eligible for the following discounted haul rates

50%	Loads greater than 1.5 but less than 2.5 tons
75%	Loads greater than or equal to 2.5 tons

Internal Note:

Rates are increased based on RRI without Disposal. See calculation on 'Rate Increase' tab, cell J10.

EXHIBIT 1--APPROVED RATES AND CHARGES EFFECTIVE JANUARY 1, 2014

FORM 6A

COLLECTION SERVICE RATES

SPECIAL EVENT RATES in the MRWMD

**SOLID WASTE
BINS**

CUBIC YARDS	PER LIFT
1	106.77
1.5	141.74
2	164.42
3	246.64
4	316.04
6	454.84
8	580.83

**SOLID WASTE
NON-COMPACTED BOXES**

CUBIC YARDS	PER PULL
up to 6	342.05
7-10	394.31
11-20	535.27
21-30	607.55
31-40	742.51
41-50	888.98

Rates include all disposal

Special Event Collection Service eligible for equal solid waste capacity in recycling at no charge

ADDITIONAL RECYCLING - BINS

43.13	Per yard over free capacity
-------	-----------------------------

ADDITIONAL RECYCLING - BOXES

Customers with 90% clean recyclables loads eligible for the following discounted haul rates

50%	Loads greater than 1.5 but less than 2.5 tons
75%	Loads greater than or equal to 2.5 tons

	Relocation	107.84	
	Dry Run	161.75	trip charge, no haul
	Stand By	215.67	per hour
	Stand By	1,294.03	per day
	Cleaning Fee	121.32	each container
	Container Overflow	107.84	per yard
Lock Fee	Greater of:	26.96	per enclosure
		10.79	per container
	Reactivation Fee	26.96	after County approved service suspension
	NSF Fee	25.00	bad check fee
	Late Payment Fee	1.5%	\$5.00 minimum not compounded

All services are charged on a per occurrence basis.

EXHIBIT 1--APPROVED RATES AND CHARGES EFFECTIVE JANUARY 1, 2014

FORM 6B

COLLECTION SERVICE RATES

SPECIAL EVENT RATES in the SVSWA

**SOLID WASTE
BINS**

CUBIC YARDS	PER LIFT
1	165.74
1.5	223.74
2	265.17
3	382.85
4	490.56
6	706.02
8	901.59

**SOLID WASTE
NON-COMPACTED BOXES**

CUBIC YARDS	PER PULL
up to 6	419.09
7-10	476.24
11-20	730.24
21-30	757.12
31-40	925.14
41-50	1,153.14

Rates include all disposal

Special Event Collection Service eligible for equal solid waste capacity in recycling at no charge

ADDITIONAL RECYCLING - BINS

45.93	Per yard over free capacity
-------	-----------------------------

ADDITIONAL RECYCLING - BOXES

Customers with 90% clean recyclables loads eligible for the following discounted haul rates

50%	Loads greater than 1.5 but less than 2.5 tons
75%	Loads greater than or equal to 2.5 tons

	Relocation	114.84	
	Dry Run	172.25	trip charge, no haul
	Stand By	229.67	per hour
	Stand By	1,378.04	per day
	Cleaning Fee	129.19	each container
	Container Overflow	114.84	per yard
Lock Fee	Greater of:	28.71	per enclosure
		11.48	per container
	Reactivation Fee	28.71	after County approved service suspension
	NSF Fee	25.00	bad check fee
	Late Payment Fee	1.5%	\$5.00 minimum not compounded

All services are charged on a per occurrence basis.

EXHIBIT 1--APPROVED RATES AND CHARGES EFFECTIVE JANUARY 1, 2014**FORM 7****MAXIMUM RATES****EMERGENCY SERVICE RATES****EMPLOYEES**

Labor Position	Hourly Rate
Driver	161.76
Supervisor	188.72
Helper	107.84

EQUIPMENT

Equipment Type	Make & Model	Hourly Rate
Side Loader	Autocar	161.76
Commercial Front End Loader	Autocar	188.72
Rear End Loader	Autocar	161.76
Roll Off	Autocar	161.76
Flat Bed Truck	Autocar	80.88
	Collection Vehicle Travel Costs per Mile	7.56

EXHIBIT 1--APPROVED RATES AND CHARGES EFFECTIVE JANUARY 1, 2014**FORM 8****DISPOSAL COSTS PER GALLON AND CUBIC YARD**

Form	2014 Disposal Cost
Form 1A the average disposal cost per gallon.	\$0.0369
Form 1B the average disposal cost per gallon.	\$0.0430
Form 2A the average disposal cost per gallon.	\$0.0369
Form 2B the average disposal cost per gallon.	\$0.0430
Form 3A the average disposal cost per cubic yard in MRWMD.	\$3.8809
Form 3B the average disposal cost per cubic yard in SVSWA.	\$6.3295
Form 3B the average processing and transportation cost per cubic yard via Transfer Station.	\$1.9044
Form 4A the average disposal cost per cubic yard in MRWMD.	\$3.8809
Form 4B the average disposal cost per cubic yard in SVSWA.	\$6.3295
Form 4B the average processing and transportation cost per cubic yard via Transfer Station.	\$1.9044
Form 6A the average disposal cost per cubic yard in MRWMD.	\$3.8809
Form 6B the average disposal cost per cubic yard in SVSWA.	\$6.3295
Form 6B the average processing and transportation cost per cubic yard via Transfer Station.	\$1.9044

This form reflects the change in Tipping fee . For SVSWA , it include the AB939 Fee *This tab is informational only*
- Source is RRI Disposal Pct.

Disposal costs listed above do not factor in the disposal cost for white goods, mattresses e-waste, bulkies, special waste, batterieis, and oil as some of these materials are charged on a per-item basis.

This form corrects an error calculation made in 2010 and expands the decimal points to better capture the change in disposal and transportation costs.