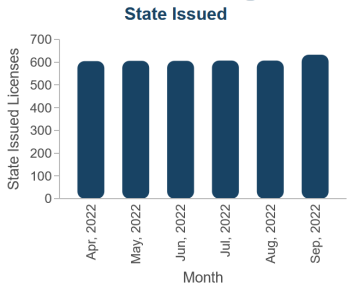



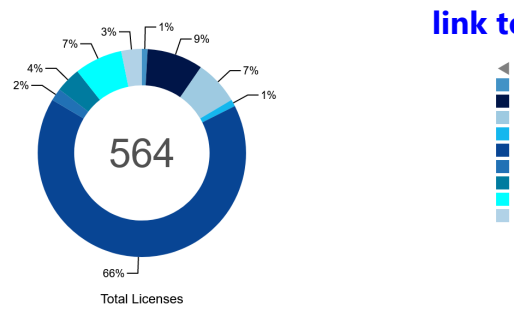
Total Licenses Under Monitoring



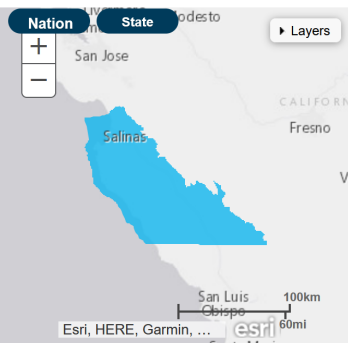
License by Type



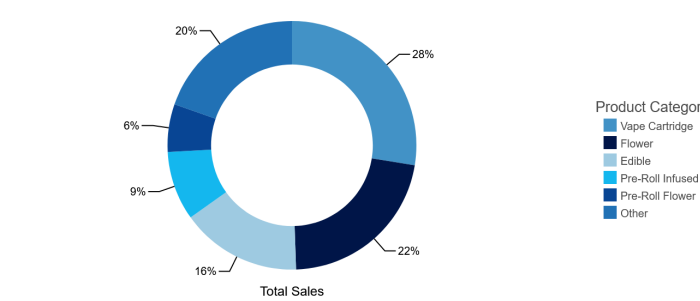
Total Cultivator Licenses



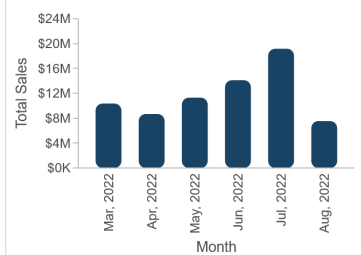
[Click here for link to report](#)



Top 5 Product Category Retail Sales (prior month)



Total Reported Sales Analyzed



Plants

Note that nurseries are excluded from the below figures

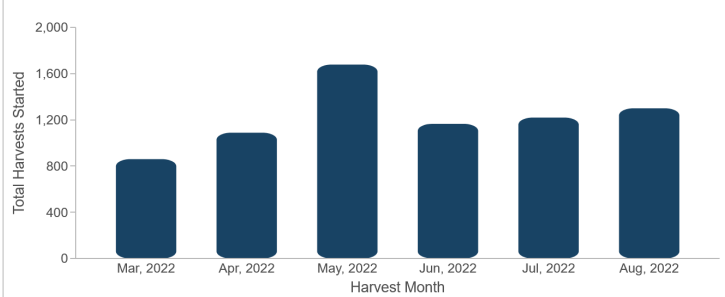
Planted Prior Month
443,838

Total Live as of 9/7/2022
857,178

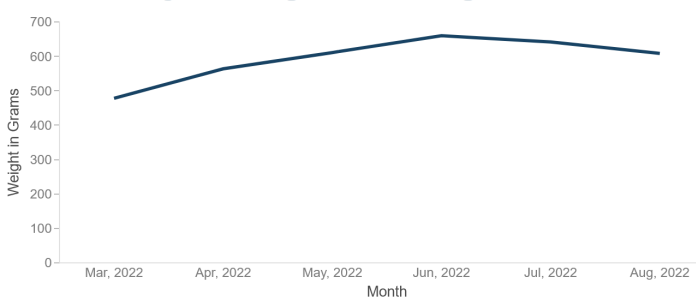
Total Live Non-Flowering Plants
22,927

Total Live Flowering Plants
834,251

Harvests



Monthly Average Wet Weight Per Plant



WET WEIGHT

is the first measurement recorded in a harvest before the plants are trimmed, dried, or cured.

DID YOU KNOW?

Harvests

Prior Month

Harvest Count Started Prior Month
1,299

Total Initial Wet Weight of Harvests
538,071
POUNDS

Transfers

YTD

Total # of Manifests Created
17,479

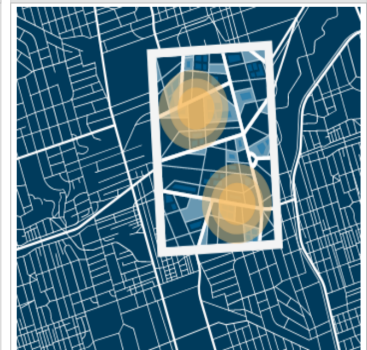
Total Number of Packages
106,152

Transfers

Prior Month

Total # of Manifests Created
2,137

Total Number of Packages
12,736



TRANSPARENCY PROJECT

TRANSPARENCY IS THE CORNERSTONE OF GOOD GOVERNMENT



POWERED BY
NCS

CCA CALIFORNIA CANNABIS AUTHORITY

The Data presented here is collected, maintained, and provided for the convenience of the public by the California Cannabis Authority (CCA). The Data is aggregated and does not disclose any confidential licensee information. While reasonable efforts are made in the collection, maintenance, and display of the Data, CCA does not certify its accuracy and makes no claims, promises, or guarantees, regarding the accuracy, completeness, or adequacy of the Data. CCA reserves the right to discontinue providing any or all of the Data at any time with or without notice.