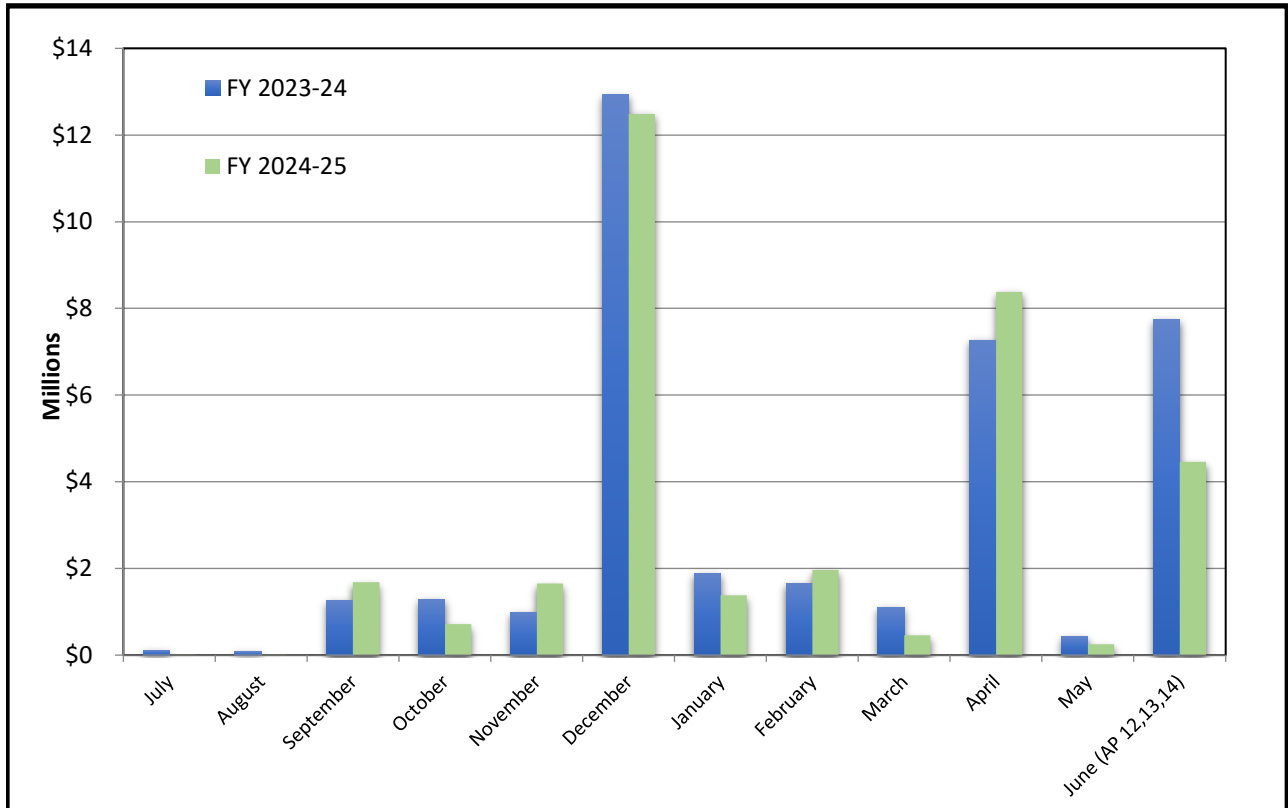


**Monterey County**  
**Water Resources Agency**  
**FY 2024-25 FINANCIAL STATUS REPORT**

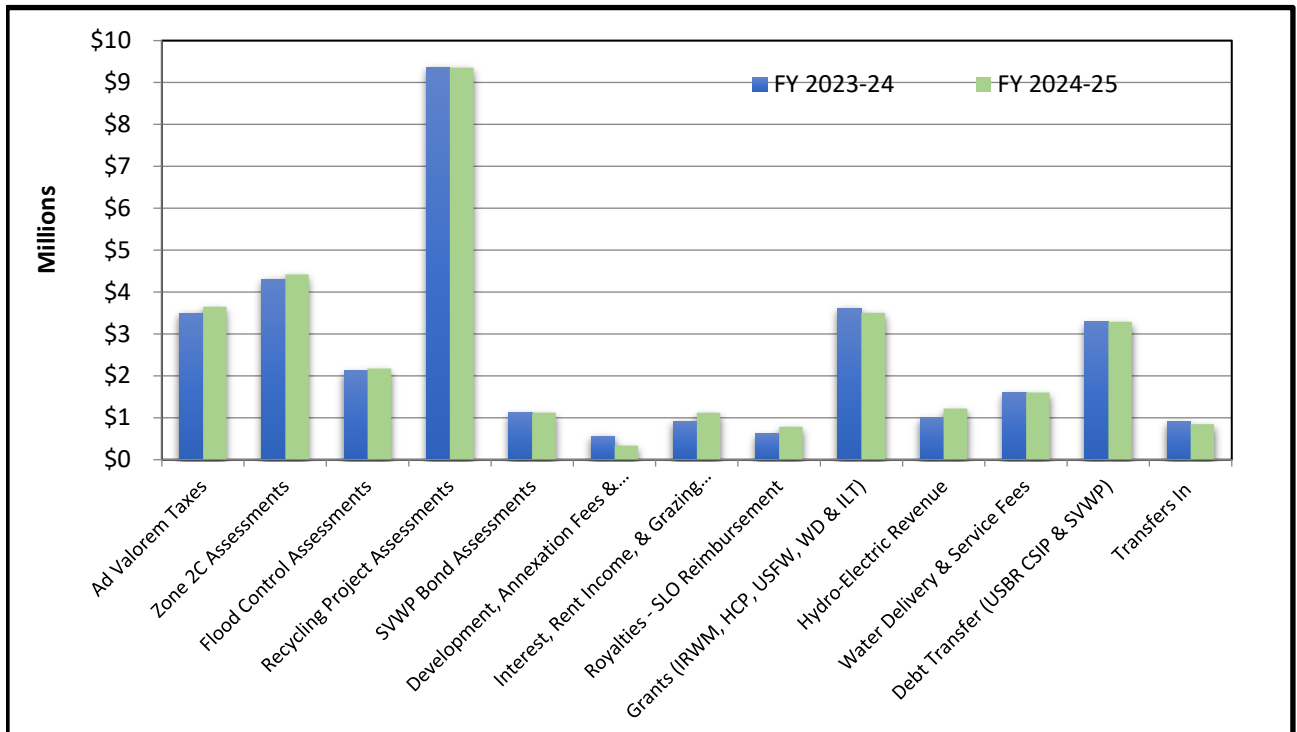
**YTD Actual Revenues**

Month By Month Revenues				
	FY 2023-24	% Received	FY 2024-25	% Received
July	114,716	0.2%	7,045	0.0%
August	83,663	0.4%	4,028	0.0%
September	1,270,376	2.9%	1,681,142	4.0%
October	1,286,447	5.5%	715,871	5.7%
November	983,161	7.5%	1,652,130	9.6%
December	12,927,380	33.3%	12,483,369	39.2%
January	1,892,375	37.0%	1,382,720	42.5%
February	1,654,655	40.3%	1,962,815	47.2%
March	1,109,794	42.6%	458,368	48.3%
April	7,270,605	57.1%	8,382,106	68.2%
May	429,258	57.9%	251,016	68.7%
June (AP 12,13,14)	7,746,346	73.4%	4,461,088	79.3%
<b>YEAR TO DATE ACTUAL:</b>	<b>36,768,776</b>	<b>73.4%</b>	<b>33,441,697</b>	<b>79.3%</b>
<b>Budgeted Amount</b>	<b>50,097,830</b>		<b>42,154,850</b>	



**Monterey County**  
**Water Resources Agency**  
**FY 2024-25 FINANCIAL STATUS REPORT**  
**YTD Revenues by Source**

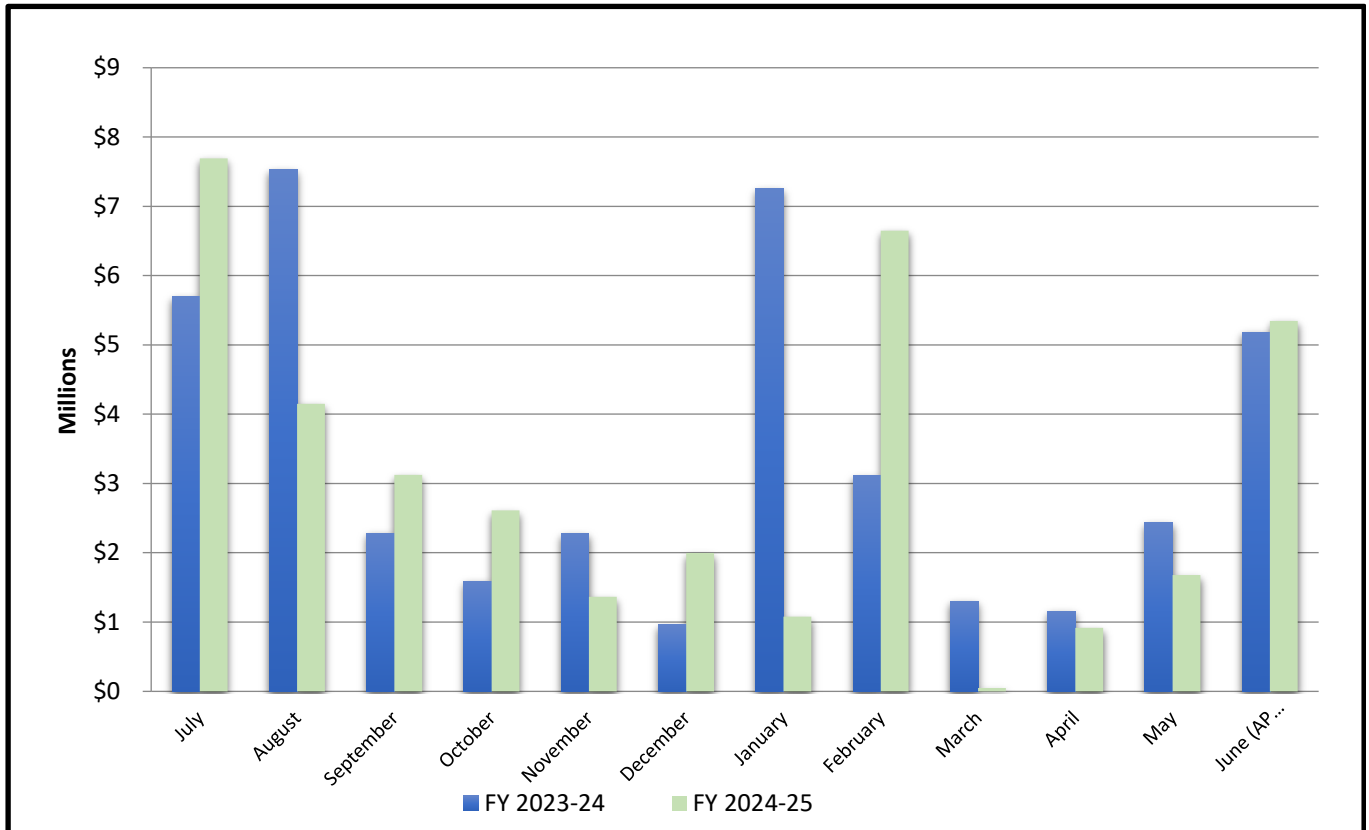
Through Accounting Period 12 - Jun 30		
	FY 2023-24	FY 2024-25
Ad Valorem Taxes	3,495,925	3,649,744
Zone 2C Assessments	4,310,887	4,421,896
Flood Control Assessments	2,123,297	2,172,789
Recycling Project Assessments	9,360,890	9,353,965
SVWP Bond Assessments	1,118,977	1,119,601
Development, Annexation Fees & Other	563,045	339,480
Interest, Rent Income, & Grazing Leases	918,902	1,123,853
Royalties - SLO Reimbursement	614,071	786,699
Grants (IRWM, HCP, USFW, WD & ILT)	3,618,896	3,505,767
Hydro-Electric Revenue	1,007,356	1,223,316
Water Delivery & Service Fees	1,596,582	1,605,319
Debt Transfer (USBR CSIP & SVWP)	3,292,467	3,289,268
Transfers In	900,000	850,000
<b>YEAR TO DATE TOTAL:</b>	<b>32,921,296</b>	<b>33,441,697</b>



**Monterey County**  
**Water Resources Agency**  
**FY 2024-25 FINANCIAL STATUS REPORT**

**YTD Actual Expenditures**

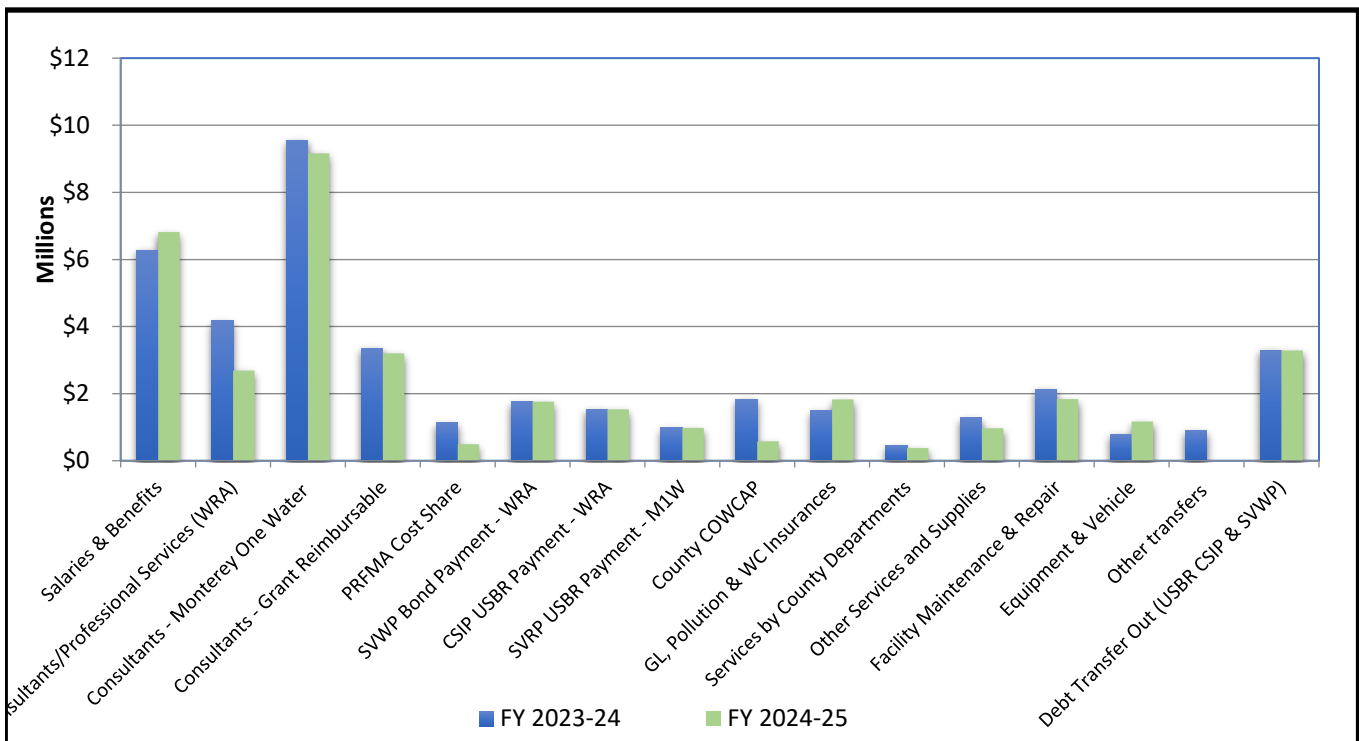
Month By Month Expenditures				
	FY 2023-24	% Expended	FY 2024-25	% Expended
July	5,695,222	10.4%	7,692,836	15.8%
August	7,527,945	24.1%	4,149,850	24.3%
September	2,284,563	28.3%	3,125,338	30.7%
October	1,587,257	31.2%	2,612,806	36.1%
November	2,274,369	35.3%	1,364,959	38.9%
December	959,125	37.1%	1,996,632	43.0%
January	7,252,017	50.3%	1,076,537	45.2%
February	3,111,824	55.9%	6,650,206	58.8%
March	1,301,308	58.3%	49,849	58.9%
April	1,153,394	60.4%	918,854	60.8%
May	2,431,439	64.9%	1,681,153	64.2%
June (AP 12,13,14)	5,185,761	74.3%	5,345,019	75.2%
<b>YEAR TO DATE ACTUAL:</b>	<b>40,764,223</b>	<b>74.3%</b>	<b>36,664,040</b>	<b>75.2%</b>
<b>Budgeted Amount</b>	<b>54,860,209</b>		<b>48,759,795</b>	



**Monterey County**  
**Water Resources Agency**  
**FY 2024-25 FINANCIAL STATUS REPORT**

**YTD Expenditures by Type**

Through Accounting Period 12 - Jun 30		
	FY 2023-24	FY 2024-25
Salaries & Benefits	6,277,347	6,815,589
Consultants/Professional Services (WRA)	4,167,570	2,684,815
Consultants - Monterey One Water	9,557,314	9,163,033
Consultants - Grant Reimbursable	3,345,910	3,199,863
PRFMA Cost Share	1,125,272	491,511
SVWP Bond Payment - WRA	1,755,338	1,756,213
CSIP USBR Payment - WRA	1,537,129	1,535,726
SVRP USBR Payment - M1W	979,419	974,765
County COWCAP	1,829,892	573,662
GL, Pollution & WC Insurances	1,500,908	1,825,227
Services by County Departments	450,889	381,094
Other Services and Supplies	1,274,444	967,927
Facility Maintenance & Repair	2,124,628	1,832,037
Equipment & Vehicle	794,206	1,173,310
Other transfers	900,000	0
Debt Transfer Out (USBR CSIP & SVWP)	3,292,467	3,289,268
<b>YEAR TO DATE TOTAL:</b>	<b>40,912,733</b>	<b>36,664,040</b>



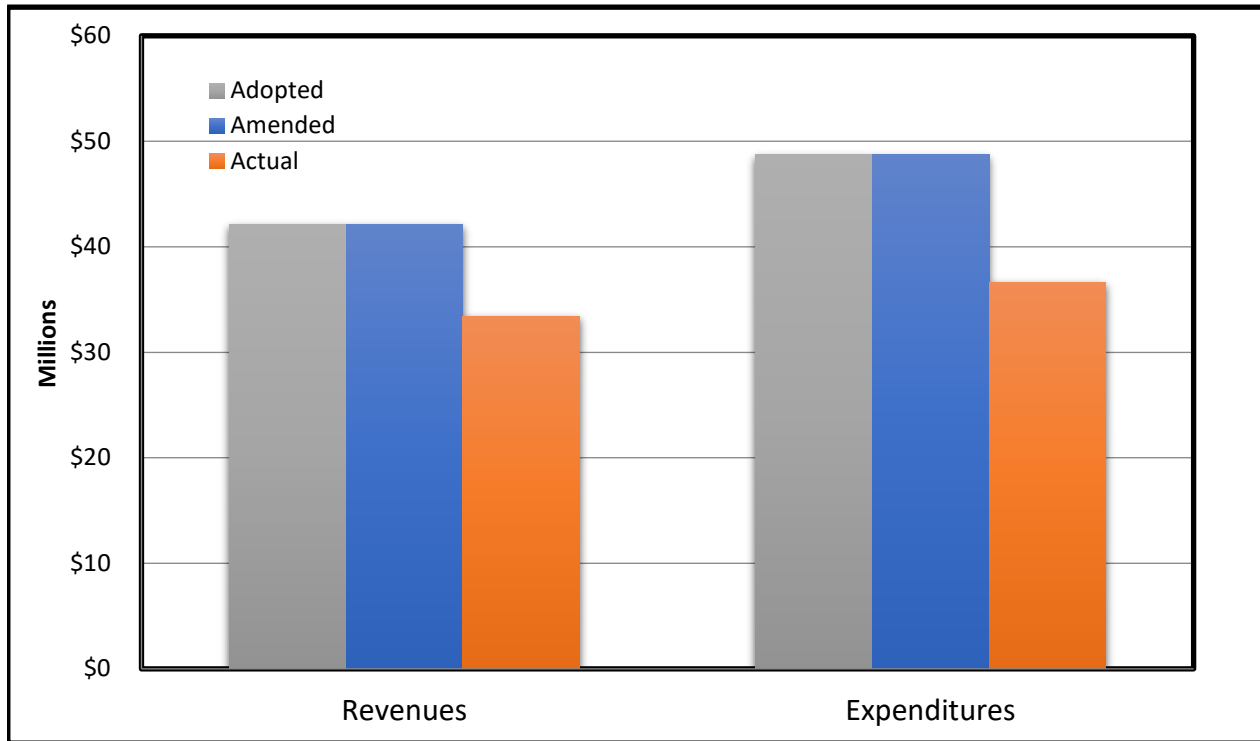
# MONTEREY COUNTY

## WATER RESOURCES AGENCY

### FY 2024-25 FINANCIAL STATUS REPORT

For Month Ending: June 30, 2025

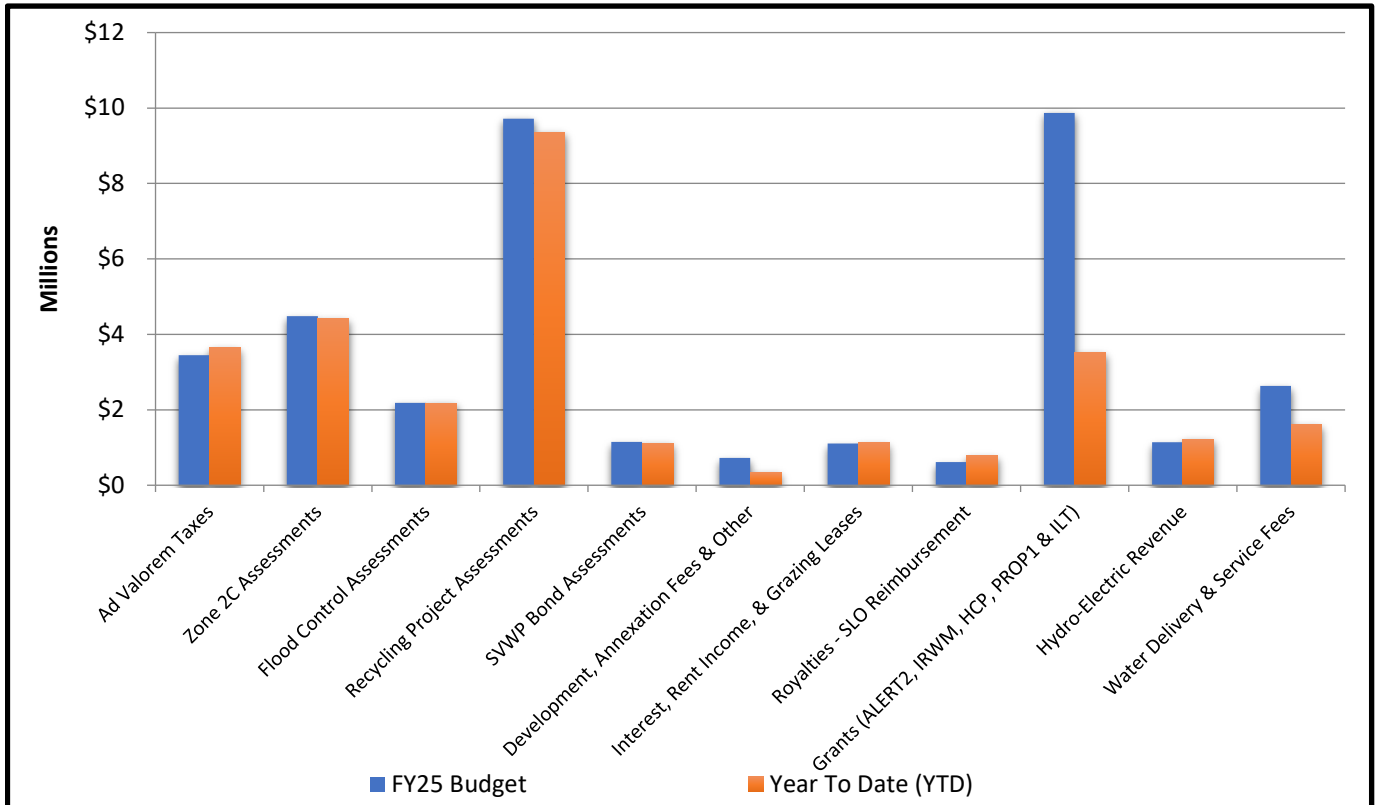
Budget Variance Analysis		
Category	Approved Budget	YTD Actual
Beginning Available Fund Balance	20,816,729	20,816,729
Revenues	42,154,850	33,441,697
Expenditures	48,759,795	36,664,040
<b>Ending Available Fund Balance</b>	<b>14,211,784</b>	<b>17,594,386</b>



**MONTEREY COUNTY**  
**WATER RESOURCES AGENCY**  
**FY 2024-25 FINANCIAL STATUS REPORT**

**Revenue Variance**

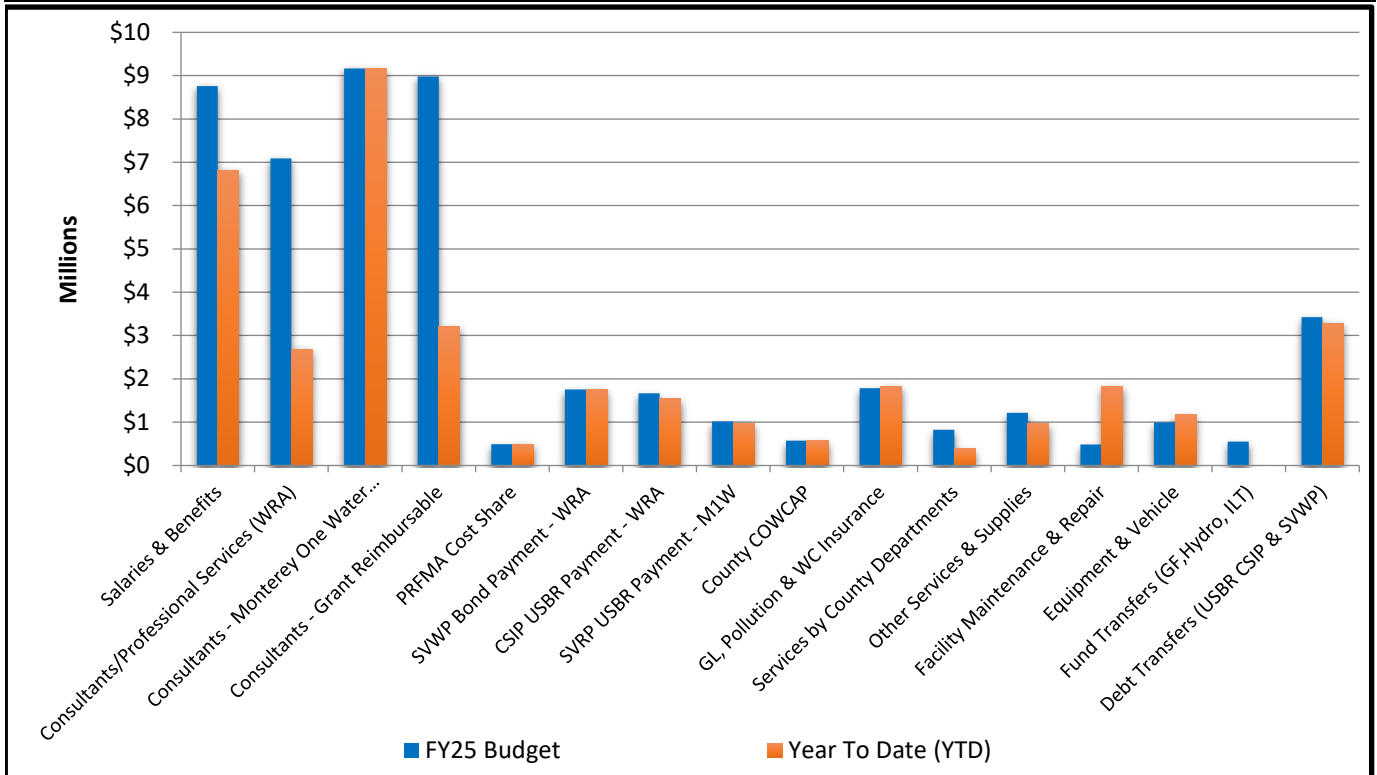
Revenue Variance by Source				
	FY25 Budget	% of Adopted	Year To Date (YTD)	% of YTD vs. Budget
Ad Valorem Taxes	3,447,294	8.2%	3,649,744	105.9%
Zone 2C Assessments	4,485,633	10.6%	4,421,896	98.6%
Flood Control Assessments	2,187,167	5.2%	2,172,789	99.3%
Recycling Project Assessments	9,717,747	23.1%	9,353,965	96.3%
SVWP Bond Assessments	1,145,102	2.7%	1,119,601	97.8%
Development, Annexation Fees & Other	721,489	1.7%	339,480	47.1%
Interest, Rent Income, & Grazing Leases	1,107,175	2.6%	1,123,853	101.5%
Royalties - SLO Reimbursement	614,070	1.5%	786,699	128.1%
Grants (ALERT2, IRWM, HCP, PROP1 & ILT)	9,869,900	23.4%	3,505,767	35.5%
Hydro-Electric Revenue	1,140,961	2.7%	1,223,316	107.2%
Water Delivery & Service Fees	2,629,626	6.2%	1,605,319	61.0%
Transfers In (from other Agency Funds)	1,664,474	3.9%	850,000	51.1%
Debt Transfer (USBR CSIP & SVWP)	3,424,213	8.1%	3,289,268	96.1%
<b>TOTAL:</b>	<b>42,154,850</b>	<b>100.0%</b>	<b>33,441,697</b>	<b>79.3%</b>



**MONTEREY COUNTY  
WATER RESOURCES AGENCY  
FY 2024-25 FINANCIAL STATUS REPORT**

**Expenditure Variance**

<b>Expenditure Variance by Type</b>				
	<b>FY25 Budget</b>	<b>% of Adopted</b>	<b>Year To Date (YTD)</b>	<b>% of YTD vs. Budget</b>
Salaries & Benefits	8,755,473	18.0%	6,815,589	77.8%
Consultants/Professional Services (WRA)	7,089,275	14.5%	2,684,815	37.9%
Consultants - Monterey One Water Contract Fee	9,163,033	18.8%	9,163,033	100.0%
Consultants - Grant Reimbursable	8,980,000	18.4%	3,199,863	35.6%
PRFMA Cost Share	494,778	1.0%	491,511	99.3%
SVWP Bond Payment - WRA	1,756,213	3.6%	1,756,213	100.0%
CSIP USBR Payment - WRA	1,668,000	3.4%	1,535,726	92.1%
SVRP USBR Payment - M1W	1,016,000	2.1%	974,765	95.9%
County COWCAP	573,662	1.2%	573,662	100.0%
GL, Pollution & WC Insurance	1,781,691	3.7%	1,825,227	102.4%
Services by County Departments	823,171	1.7%	381,094	46.3%
Other Services & Supplies	1,212,157	2.5%	967,927	79.9%
Facility Maintenance & Repair	481,315	1.0%	1,832,037	380.6%
Equipment & Vehicle	991,340	2.0%	1,173,310	118.4%
Fund Transfers (GF,Hydro, ILT)	549,474	1.1%	0	0.0%
Debt Transfers (USBR CSIP & SVWP)	3,424,213	7.0%	3,289,268	96.1%
<b>TOTAL:</b>	<b>48,759,795</b>	<b>100.0%</b>	<b>36,664,040</b>	<b>75.2%</b>



# FY 2024-25 WRA Fund Balances

For Month Ending: June 30, 2025

% Monthly Time Elapsed: 100.00%

			FY2024-25 BUDGET				YEAR-TO-DATE Actual					
Fund	Unit	Fund Name	Beginning Fund Balance	Adopted Budget Expenditures	Adopted Budget Revenue	Estimated Ending Fund Balance	YTD Actual Expenditures	Percent Budget Expended	YTD Actual Revenue	Percent Budget Received	Estimated Current Fund Balance	Fund
111	8267	WRA Administration	4,241,073	6,962,120	5,286,612	2,565,565	4,720,679	67.8%	5,160,637	97.6%	4,681,031	111
112	8484	Pajaro Levee	963,440	1,045,000	1,040,356	958,796	816,262	78.1%	1,157,021	111.2%	1,304,199	112
116	8485	Dam Operations	1,700,407	15,877,607	12,984,201	(1,192,999)	8,838,720	55.7%	8,396,243	64.7%	1,257,930	116
121	8486	Soledad Storm Drain	303,708	129,292	108,542	282,958	41,224	31.9%	96,215	88.6%	358,699	121
122	8487	Reclamation Ditch	1,301,112	1,968,504	2,040,285	1,372,893	1,942,939	98.7%	1,439,067	70.5%	797,240	122
124	8488	San Lorenzo Creek	36,598	254,482	246,811	28,927	36,159	14.2%	37,943	15.4%	38,382	124
127	8489	Moro Cojo Slough	411,271	582,491	322,261	151,041	210,560	36.1%	107,250	33.3%	307,960	127
130	8490	Hydro-Electric Ops	2,077,882	1,104,323	1,177,727	2,151,286	966,623	87.5%	1,280,461	108.7%	2,391,720	130
131	8491	CSIP Operations	2,439,324	7,133,033	6,163,072	1,469,363	5,843,743	81.9%	4,798,273	77.9%	1,393,854	131
132	8492	SVRP Operations	2,655,387	6,187,071	5,726,571	2,194,887	6,147,430	99.4%	5,529,780	96.6%	2,037,737	132
134	8493	SRDF Operations	2,669,678	3,717,282	3,595,965	2,548,361	3,499,029	94.1%	2,124,790	59.1%	1,295,439	134
303	8267	CSIP Debt Service	770,672	1,668,000	1,668,000	770,672	1,535,726	92.1%	1,535,726	92.1%	770,672	303
313	8494	Debt Services	1,036,746	1,756,213	1,756,213	1,036,746	1,756,213	100.0%	1,756,213	100.0%	1,036,746	313
426	8495	Interlake Tunnel	209,431	374,377	38,234	(126,712)	308,733	82.5%	22,079	57.7%	(77,223)	426
TOTAL:			20,816,729	48,759,795	42,154,850	14,211,784	36,664,040	75.2%	33,441,697	79.3%	17,594,386	