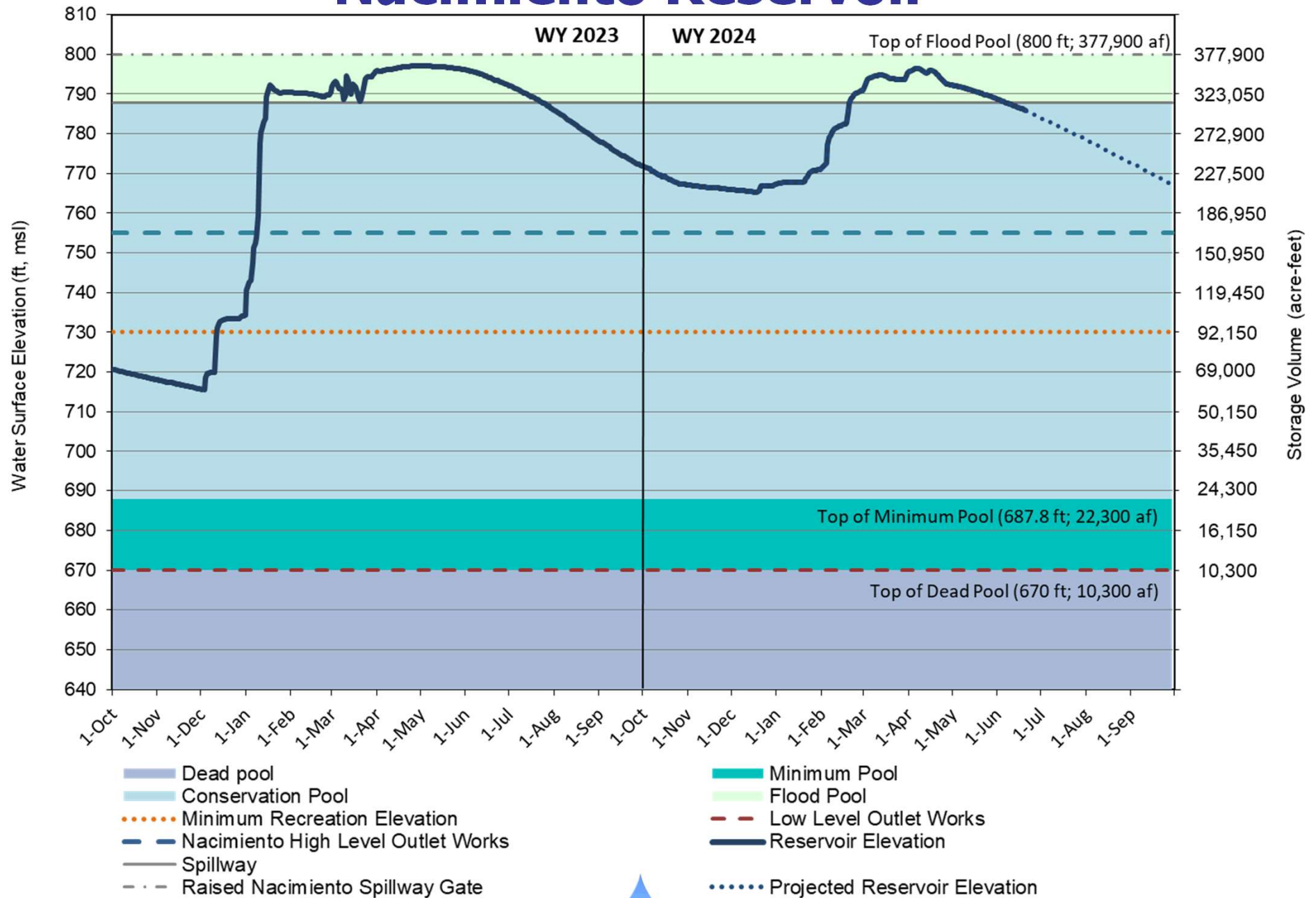
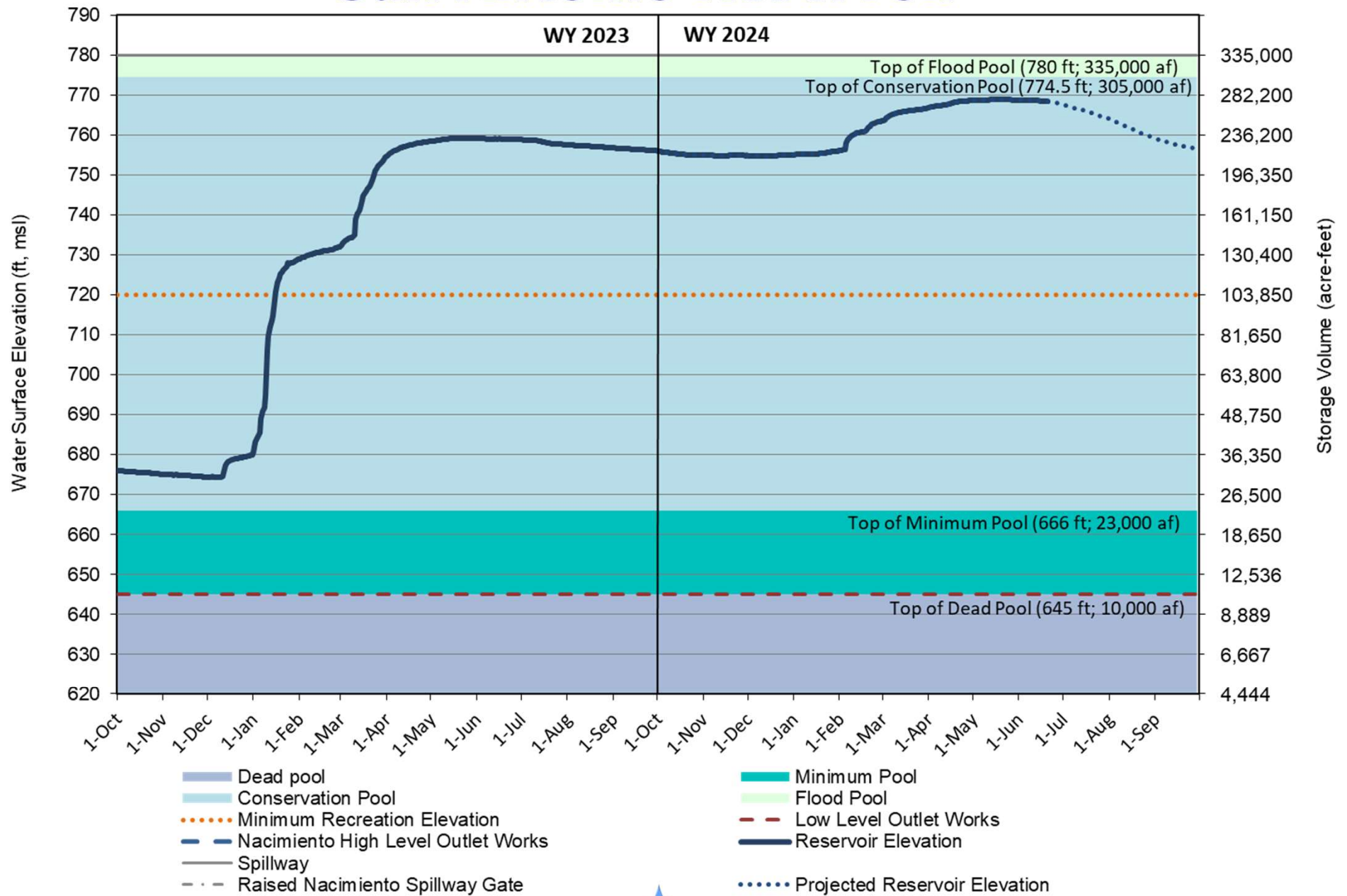


Nacimiento Reservoir



San Antonio Reservoir



Synopsis of Reservoir Release Changes

Since October 27, 2023

	San Antonio Reservoir		Nacimiento Reservoir		
Date	Starting Flow	Ending Flow	Starting Flow	Ending Flow	Total Releases
October 27, 2023	10	10	245	60	70
February 1, 2024	10	10	60	300	310
February 3, 2024	10	10	300	60	70
March 2, 2024	10	10	80	1000	1,010
March 4, 2024	10	10	1000	850	860
March 6, 2024	10	10	825	600	610
March 8, 2024	10	10	600	350	360
March 13, 2024	10	10	350	650	660
March 19, 2024	10	10	650	340	350
March 22, 2024	10	10	340	250	260
March 27, 2024	10	10	250	150	160
March 29, 2024	10	10	150	60	70
April 5, 2024	10	10	60	400	410
April 8, 2024	10	10	400	1000	1010
April 18, 2024	10	10	1000	1500	1510
April 26, 2024	10	10	1500	360	370
May 28, 2024	10	10	360	400	410
June 4, 2024	10	10	400	360	370
June 14, 2024	10	10	360	330	340



Salinas River Flow (cfs)

6/19/2024

Lagoon: Open
since January 4

93

Spreckels
Bridge 13.2

Chualar 27.8

124

227

Soledad 46.6

PACIFIC OCEAN

Bradley 97.2

276

San Antonio

10

SAN ANTONIO RESERVOIR

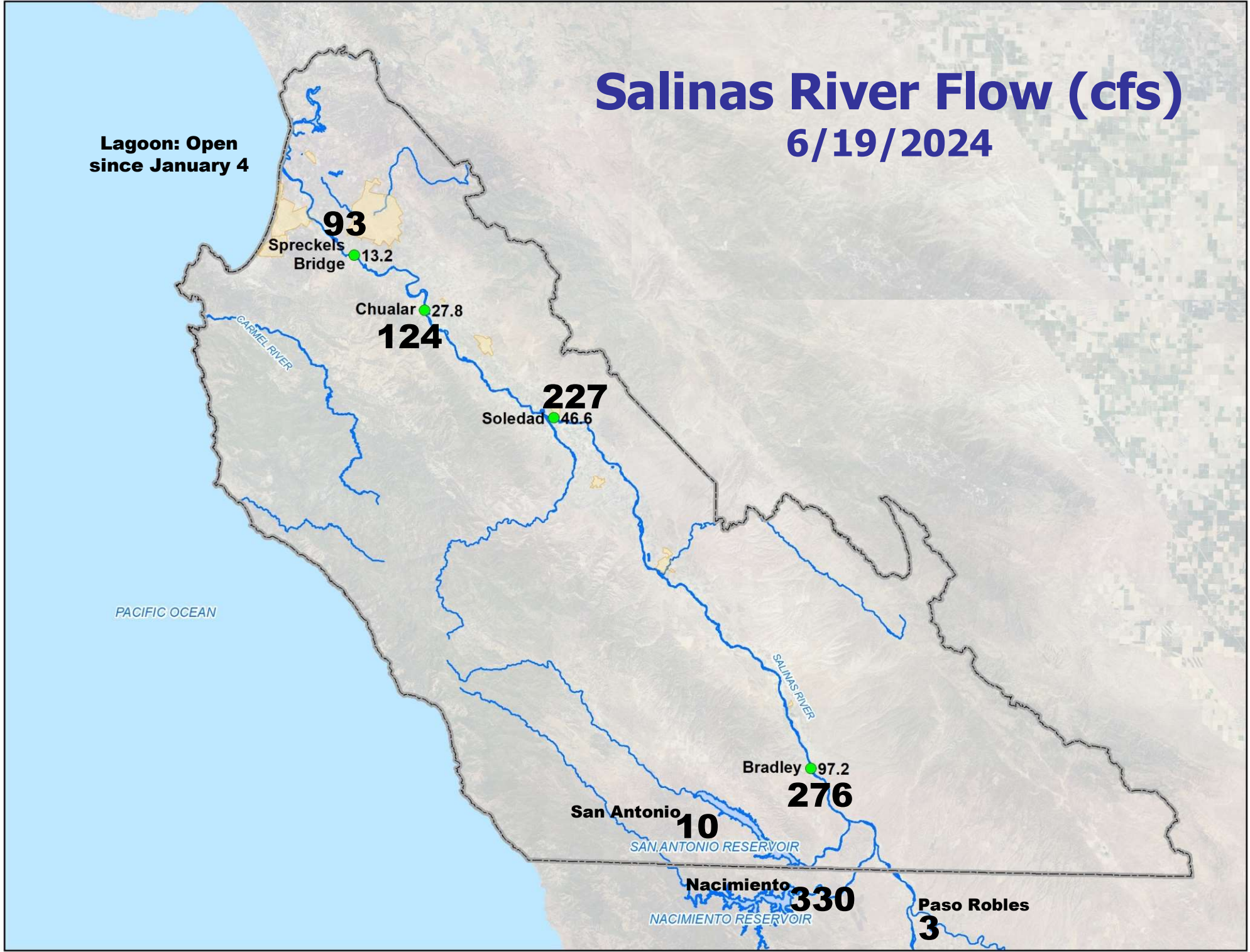
Nacimiento

330

NACIMIENTO RESERVOIR

Paso Robles

3



2024 Reservoir Release Schedule

Adopted

Month	Combined Releases (cfs)	Nacimiento Releases (cfs)	San Antonio Releases (cfs)	Nacimiento Elevation (ft)	San Antonio Elevation (ft)
Jan	70	60	10	767.4	755.1
Feb	97	87	10	771.5	756.1
Mar	441	430	11	791.3	763.6
Apr	631	621	10	795.6	766.9
May	360	323	37	792.0	767.5
Jun	445	350	95	787.7	766.7
Jul	574	340	234	782.5	764.8
Aug	647	348	298	777.0	760.9
Sep	502	345	157	771.2	755.9
Oct	276	266	10	765.3	753.1
Nov	70	60	10	760.5	752.6
Dec	70	60	10	759.1	752.2
Jan				757.9	752.0

Updated

Month	Combined Releases (cfs)	Nacimiento Releases (cfs)	San Antonio Releases (cfs)	Nacimiento Elevation (ft)	San Antonio Elevation (ft)
Jan	70	60	10	767.4	755.1
Feb	97	87	10	771.5	756.1
Mar	441	430	11	791.3	763.6
Apr	809	799	10	795.6	766.9
May	372	362	10	792.2	768.6
Jun	407	355	52	788.7	768.7
Jul	574	340	234	783.9	767.6
Aug	647	348	298	778.6	763.8
Sep	502	345	157	772.7	759.0
Oct	276	266	10	766.9	756.3
Nov	70	60	10	762.2	755.8
Dec	70	60	10	760.8	755.5
Jan				759.6	755.2

Note: Table on left shows the Reservoir Release Schedule approved at the April 15, 2024 Board of Directors meeting. Table on the right is current as of June 20, 2024. Bold text indicates actual values. The approved Reservoir Release Schedule includes estimated monthly release values to meet the goals of dam safety, flood protection, groundwater recharge, operation of the SRDF, water supply, fish migration, fish habitat requirements, agriculture, and recreation while complying with water rights, permits, and existing agreements. Salinas River conditions are dynamic, and the reservoir releases required to meet downstream goals can vary based on watershed and climatic conditions. The Release Schedule is updated throughout the year with actual releases and updated estimates to reflect these changing conditions.

