

# **County of Monterey**

Government Center - Board Chambers  
168 W. Alisal St., 1st Floor  
Salinas, CA 93901



## **Meeting Agenda - Final**

**Wednesday, May 28, 2025**

**9:00 AM**

**Join via Zoom at <https://montereycty.zoom.us/j/224397747> - in person at the  
address listed above**

### **Boronda County Sanitation District**

*Chair Director Chris Lopez - District 3*

*Vice Chair Director Wendy Root Askew - District 4*

*Director Kate Daniels- District 5*

*Director Luis A. Alejo - District 1*

*Director Glenn Church - District 2*

## Participation in meetings

While the Board chambers remain open, members of the public may participate in Board meetings in 2 ways:

1. You may attend the meeting in person; or,
2. You may observe the live stream of the Board of Supervisors meetings at <https://monterey.legistar.com/Calendar.aspx>, <http://www.mgtvonline.com/>, [www.youtube.com/c/MontereyCountyTV](http://www.youtube.com/c/MontereyCountyTV) or <https://www.facebook.com/MontereyCoInfo/>

If you choose not to attend the Board of Supervisors meeting but desire to make general public comment, or comment on a specific item on the agenda, you may do so in 2 ways:

a. submit your comment via email by 5:00 p.m. on the Monday prior to the Board meeting. Please submit your comment to the Clerk of the Board at [cob@co.monterey.ca.us](mailto:cob@co.monterey.ca.us). In an effort to assist the Clerk in identifying the agenda item relating to your public comment please indicate in the Subject Line, the meeting body (i.e. Board of Supervisors Agenda) and item number (i.e. Item No. 10). Your comment will be placed into the record at the Board meeting.

b. you may participate through ZOOM. For ZOOM participation please join by computer audio at: <https://montereycty.zoom.us/j/224397747>

OR to participate by phone call any of these numbers below:

+1 669 900 6833 US (San Jose)  
+1 346 248 7799 US (Houston)  
+1 312 626 6799 US (Chicago)  
+1 929 205 6099 US (New York)  
+1 253 215 8782 US  
+1 301 715 8592 US

Enter this Meeting ID number: 224397747 when prompted. Please note there is no Participant Code, you will just hit # again after the recording prompts you.

You will be placed in the meeting as an attendee; when you are ready to make a public comment if joined by computer audio please Raise your Hand; and by phone please push \*9 on your keypad.

**PLEASE NOTE: IF ALL BOARD MEMBERS ARE PRESENT IN PERSON, PUBLIC PARTICIPATION BY ZOOM IS FOR CONVENIENCE ONLY AND IS NOT REQUIRED BY LAW. IF THE ZOOM FEED IS LOST FOR ANY REASON, THE MEETING MAY BE PAUSED WHILE A FIX IS ATTEMPTED BUT THE MEETING MAY CONTINUE AT THE DISCRETION OF THE CHAIRPERSON.**

### Participación en reuniones

Mientras las cámaras de la Junta permanezcan abiertas, los miembros del público pueden participar en las reuniones de la Junta de 2 maneras:

1. Podrá asistir personalmente a la reunión; o,
2. Puede observar la transmisión en vivo de las reuniones de la Junta de Supervisores en <https://monterey.legistar.com/Calendar.aspx>, <http://www.mgtvonline.com/>, [www.youtube.com/c/MontereyCountyTV](http://www.youtube.com/c/MontereyCountyTV) o <https://www.facebook.com/MontereyCoInfo/>

Si elige no asistir a la reunión de la Junta de Supervisores pero desea hacer comentarios del público en general o comentar un tema específico de la agenda, puede hacerlo de 2 maneras:

a. envíe su comentario por correo electrónico antes de las 5:00 p.m. el lunes anterior a la reunión de la Junta. Envíe su comentario al Secretario de la Junta a [cob@co.monterey.ca.us](mailto:cob@co.monterey.ca.us). En un esfuerzo por ayudar al secretario a identificar el tema de la agenda relacionado con su comentario público, indique en la línea de asunto el cuerpo de la reunión (es decir, la agenda de la Junta de Supervisores) y el número de artículo (es decir, el artículo n.º 10). Su comentario se colocará en el registro en la reunión de la Junta.

b. puedes participar a través de ZOOM. Para participar en ZOOM, únase por audio de computadora en: <https://montereycty.zoom.us/j/224397747>

O para participar por teléfono llame a cualquiera de estos números a continuación:

+1 669 900 6833 EE. UU. (San José)  
+1 346 248 7799 EE. UU. (Houston)  
+1 312 626 6799 EE. UU. (Chicago)  
+1 929 205 6099 EE. UU. (Nueva York)  
+1 253 215 8782 EE. UU.  
+1 301 715 8592 EE. UU.

Ingrese este número de ID de reunión: 224397747 cuando se le solicite. Tenga en cuenta que no hay un código de participante, simplemente presione # nuevamente después de que la grabación lo solicite.

Se le colocará en la reunión como asistente; cuando esté listo para hacer un comentario público si se une al audio de la computadora, levante la mano; y por teléfono, presione \*9 en su teclado.

**TENGA EN CUENTA: SI TODOS LOS MIEMBROS DE LA JUNTA ESTÁN PRESENTES EN**

**PERSONA, LA PARTICIPACIÓN DEL PÚBLICO POR ZOOM ES ÚNICAMENTE POR CONVENIENCIA Y NO ES REQUERIDA POR LA LEY. SI LA ALIMENTACIÓN DE ZOOM SE PIERDE POR CUALQUIER MOTIVO, LA REUNIÓN PUEDE PAUSARSE MIENTRAS SE INTENTA UNA SOLUCIÓN, PERO LA REUNIÓN PUEDE CONTINUAR A DISCRECIÓN DEL PRESIDENTE.**



**NOTE: All agenda titles related to numbered agenda items are live web links. Click on the title to be directed to the corresponding Board Report.**

**PUBLIC COMMENTS: Members of the public may address comments to the Board concerning each agenda item. The timing of public comment shall be at the discretion of the Chair.**

**9:00 A.M. - Call to Order**

**Roll Call**

**Additions and Corrections by Clerk**

The Clerk of the Board will announce agenda corrections and proposed additions, which may be acted on by the Board as provided in Sections 54954.2 of the California Government Code.

**General Public Comments**

This portion of the meeting is reserved for persons to address the Board on any matter not on this agenda but under the jurisdiction of the Board of Supervisors. Board members may respond briefly to the statement made or questions posed. They may ask a question for clarification; make a referral to staff for factual information or request staff to report back to the Board at a future meeting.

**Budget Public Hearings**

**Consent Calendar**

**1. Public Works, Facilities, and Parks...pg. 522**

320064 Boronda County Sanitation District (PFP162)

320065 Boronda CSD - Zone 2 - San Jerardo (PFP163)

**Attachments:**     [County of Monterey FY 2025-26 Recommended Budget](#)

**Budget Hearings for today's agenda may go past 5:00 p.m. and a short evening recess may take place. The Departmental Budget Public Hearings will be continued, if needed, to Thursday, May 29, 2025, at 9:00 a.m. in the Government Center Building – Board Chambers, 168 W. Alisal Street 1st Flr, Salinas CA 93901.**

**Adjournment**



# County of Monterey

## Item No.1

### Board Report

Board of Supervisors  
Chambers  
168 W. Alisal St., 1st Floor  
Salinas, CA 93901

Legistar File Number: BCSD 25-001

May 28, 2025

**Introduced:** 5/13/2025

**Current Status:** Agenda Ready

**Version:** 1

**Matter Type:** BCSDGeneral

#### **Public Works, Facilities, and Parks...pg. 522**

320064 Boronda County Sanitation District (PFP162)

320065 Boronda CSD - Zone 2 - San Jerardo (PFP163)





# County of Monterey RECOMMENDED BUDGET 2026

*Fiscal Year Ending June 30th*





# Table of Contents

<b>About the County</b> .....	<b>1</b>
<b>Executive Summary</b> .....	<b>21</b>
<b>Appropriation Limits</b> .....	<b>49</b>
<b>Recommendations</b> .....	<b>51</b>
<b>Fund Structure</b> .....	<b>53</b>
<b>Three Year Forecast</b> .....	<b>55</b>
<b>Strategic Initiatives</b> .....	<b>93</b>
<b>General Financial Policies</b> .....	<b>97</b>
<b>Schedules</b> .....	<b>111</b>
<b>Fund Analysis</b> .....	<b>135</b>
<b>Countywide Position Summary</b> .....	<b>145</b>
<b>Board of Supervisors</b> .....	<b>173</b>
<b>Emergency Management</b> .....	<b>179</b>
Emergency Management .....	184
Emergency Operations Center .....	186
Homeland Security Grant .....	187
<b>County Administrative Office</b> .....	<b>189</b>
CAO Departmental .....	197
Administration and Finance .....	199
Budget and Analysis .....	201
Contracts and Purchasing .....	202
Intergovernmental and Legislative Affairs .....	203
Sustainability .....	205
Communications .....	206
Cannabis .....	207
Homelessness Strategies and Initiatives .....	208
Office of Community Engagement and Strategic Advocacy .....	209
Economic Development Administration .....	210
Workforce Development Board .....	211
CAO Non-Departmental .....	213
Contingencies .....	216
County Memberships .....	217
Medical Care Services .....	218
Other Financing Uses .....	219
Other General Expenditures .....	220

Auxiliary Services .....	221
Pension Unfunded Liability .....	222
Contributions - Proposition 172.....	223
Contributions - Other Agencies .....	224
Trial Courts .....	225
Non-Program Revenue .....	227
Enterprise Resource Planning .....	228
Building Improvement and Replacement.....	229
Equipment Replacement .....	230
Development Set-Aside.....	231
Revolving Loan Program .....	232
<b>Human Resources .....</b>	<b>233</b>
Human Resources Departmental .....	239
Employee and Labor Relations.....	241
Employment Services .....	242
Employee Benefits .....	243
Human Resources Administration.....	244
Human Resources Information Systems.....	246
Human Resources Non-Departmental .....	247
Dental .....	249
Disability .....	250
Employee Assistance Program.....	251
Other Post-Employment Benefits.....	252
Unemployment .....	253
Vision.....	254
Miscellaneous Benefits .....	255
<b>Civil Rights Office.....</b>	<b>257</b>
<b>Auditor-Controller .....</b>	<b>263</b>
Auditor-Controller Departmental.....	269
Auditor-Controller Administration .....	271
Disbursements.....	273
Systems Management .....	275
General Accounting .....	276
Internal Audit .....	278
Auditor-Controller Non-Departmental .....	279
Annual County Audit.....	281
Public Improvement Corporation Debt Service.....	282

<b>Treasurer-Tax Collector</b> .....	<b>283</b>
Property Tax .....	289
Revenue .....	291
Treasury .....	293
<b>Assessor-County Clerk-Recorder</b> .....	<b>295</b>
Assessor .....	301
Clerk-Recorder .....	303
Recorder's Modernization .....	305
Recorder's Micrographics .....	306
Recorder's Vital and Health Stats .....	307
Clerk Vital and Health Stats .....	308
Electronic Recording Delivery System .....	309
<b>County Counsel</b> .....	<b>311</b>
County Counsel Departmental .....	317
Legal Division .....	320
Risk Management Division .....	322
County Counsel Non-Departmental .....	324
General Liability Recoverable Claims .....	326
Workers' Compensation .....	327
Grand Jury .....	328
Enterprise Risk .....	329
<b>Clerk of the Board</b> .....	<b>331</b>
Assessment Appeals Board .....	336
Clerk of the Board .....	337
<b>Elections</b> .....	<b>339</b>
<b>Emergency Communications</b> .....	<b>345</b>
Emergency Communication .....	351
NGEN Radio Capital Projects .....	353
NGEN Operations and Maintenance .....	354
<b>Information Technology</b> .....	<b>355</b>
Administration .....	362
Applications .....	364
Service Delivery Division .....	366
Infrastructure .....	367
Security .....	369
Information Technology .....	370
Information Technology Capital Projects .....	371

<b>District Attorney</b> .....	<b>373</b>
Civil.....	379
Criminal .....	381
King City .....	383
Criminal - 2011 Realignment (AB118).....	384
<b>Child Support Services</b> .....	<b>385</b>
<b>Public Defender</b> .....	<b>391</b>
Alternate Defender's Office.....	397
Public Defender.....	398
Public Defender - 2011 Realignment (AB118) .....	400
<b>Sheriff-Coroner</b> .....	<b>401</b>
Administration and Indirect Cost.....	411
Documentary Services - Civil.....	413
Professional Standards.....	414
Documentary Services - Records and Warrants.....	415
Enforcement Operations and Administration - Patrol.....	416
Investigation .....	418
Community Engagement and Special Enforcement .....	420
Coroner.....	422
Court Services.....	423
Transportation.....	424
Jail Operations and Administration .....	425
Jail Programs.....	427
Jail Health Services.....	428
Court Services - 2011 Realignment (AB118).....	429
Jail Operations and Administration - 2011 Realignment (AB118).....	430
Enforcement - Patrol - 2011 Realignment (AB118) .....	431
Coroner and Investigation - 2011 Realignment (AB118).....	432
<b>Probation</b> .....	<b>433</b>
Alternative Programs .....	441
Juvenile Hall .....	442
Youth Center .....	444
Adult Probation.....	446
Juvenile Probation.....	448
Probation Administration.....	450
Alternative Programs - 2011 Realignment (AB118).....	452
Youth Center - 2011 Realignment (AB118).....	453

Adult Probation - 2011 Realignment (AB118) . . . . .	454
Juvenile Probation - 2011 Realignment (AB118) . . . . .	455
<b>Agricultural Commissioner . . . . .</b>	<b>457</b>
Agriculture . . . . .	462
Weights and Measures . . . . .	464
<b>Housing and Community Development . . . . .</b>	<b>465</b>
Housing and Community Development Administration . . . . .	472
Community Development . . . . .	474
East Garrison Developer Reimbursements . . . . .	476
Fort Ord Habitat Management . . . . .	477
Inclusionary Housing . . . . .	478
Community Development Reuse . . . . .	479
Community Development Grant . . . . .	480
Castroville/Pajaro Housing Set-Aside . . . . .	481
<b>Public Works, Facilities and Parks . . . . .</b>	<b>483</b>
Public Works, Facilities and Parks Administration . . . . .	496
Facility Services . . . . .	498
Utilities . . . . .	500
Records Retention . . . . .	501
Courier and Mail Services . . . . .	502
Mail . . . . .	503
Fleet Administration . . . . .	504
Capital Projects . . . . .	506
Vehicle Replacement . . . . .	507
Park Operations . . . . .	508
Rifle Range . . . . .	510
Fish and Game Propagation . . . . .	511
Nacimiento Resort/Recreation . . . . .	512
Laguna Seca . . . . .	513
Roads and Bridges . . . . .	514
Litter Control . . . . .	516
County Disposal Sites . . . . .	517
Special Districts Administration . . . . .	518
East Garrison Public Financing Authority . . . . .	519
East Garrison Community Services District . . . . .	520
Community Service Areas . . . . .	521
Community Service Districts . . . . .	522

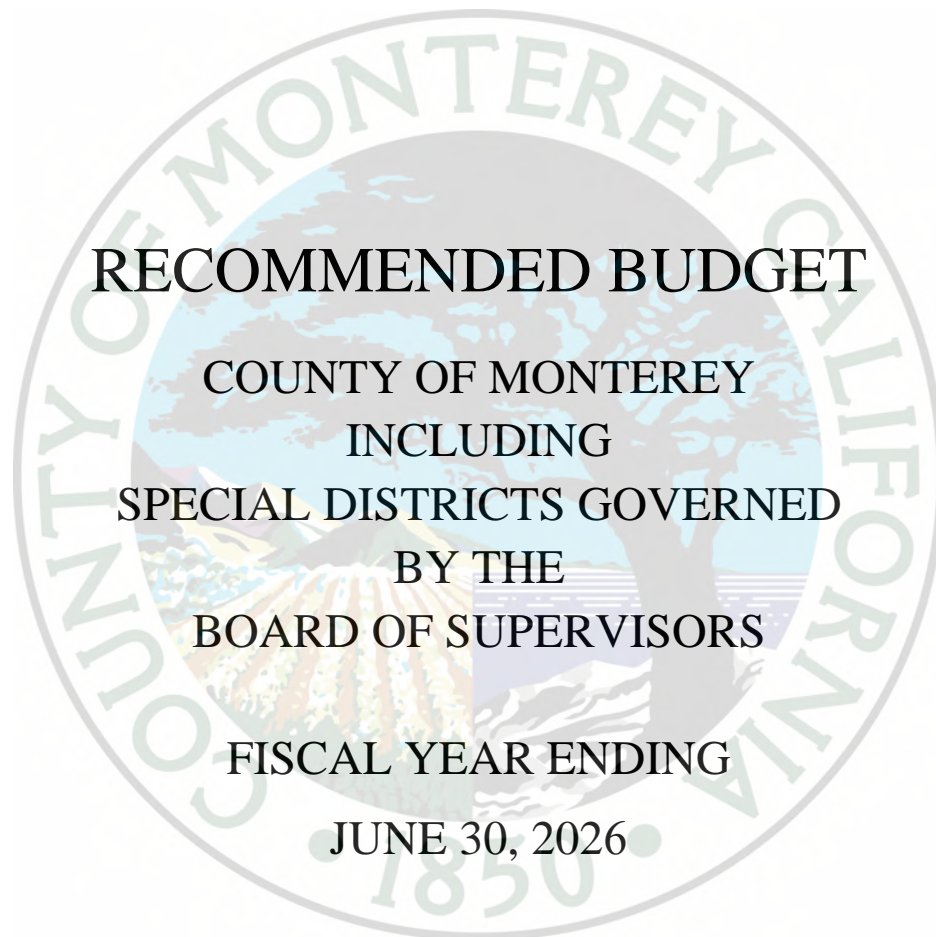


CSA/CSD Debt Service Funds .....	523
Stormwater/Floodplain Management .....	524
<b>Health .....</b>	<b>525</b>
Health Department Administration .....	537
Office of Equity .....	539
Animal Services JPA .....	541
Whole Person Care .....	542
Behavioral Health .....	543
Behavioral Health - 2011 Realignment .....	545
Behavioral Health - 1991 Realignment .....	546
Clinic Services Administration .....	547
FQHC Clinics .....	549
Consumer Health Protection .....	551
Recycling and Resource Recovery .....	553
Land Use .....	554
Hazardous Materials and Solid Waste Management .....	555
Environmental Health Fiscal and Administration .....	557
Drinking Water Protection Service .....	559
Housing Services .....	560
Animal Services .....	561
Emergency Medical Services Operating .....	563
Ambulance Service .....	565
Uncompensated Care .....	566
Conservator .....	567
Public Health .....	569
Community Health Regional Teams .....	571
Children's Medical Services .....	572
Health - 1991 Realignment .....	574
<b>Social Services .....</b>	<b>575</b>
CalWORKs/TANF .....	583
IHSS Wages/Benefits .....	584
Out of Home Care .....	585
General Assistance .....	587
Military and Veterans Services .....	588
Community Programs .....	590
Social Services .....	591
Community Action Partnership .....	593

IHSS Public Authority .....	594
Area Agency on Aging. ....	595
Protective Services - 2011 Realignment .....	597
Social Services - 1991 Realignment .....	598
<b>Library.....</b>	<b>599</b>
<b>Cooperative Extension Service.....</b>	<b>605</b>
Cooperative Extension .....	609
Cooperative Extension Reimbursed Projects .....	610
<b>Natividad Medical Center.....</b>	<b>611</b>
Natividad Medical Center .....	624
Natividad Medical Center - Capital .....	628
<b>Contributions/Obligations, Liabilities, and Other .....</b>	<b>629</b>
<b>Capital Budget Summary .....</b>	<b>645</b>
<b>Debt Management Policy .....</b>	<b>651</b>
<b>Annual Work Program for Road Fund.....</b>	<b>667</b>
<b>Budget Development Process .....</b>	<b>669</b>
<b>Budget Reporting and Development Schedule .....</b>	<b>671</b>
<b>Glossary of Terms .....</b>	<b>675</b>
<b>Glossary of Acronyms .....</b>	<b>679</b>
<b>Glossary of Funds .....</b>	<b>683</b>



This page intentionally left blank.



# RECOMMENDED BUDGET

COUNTY OF MONTEREY  
INCLUDING  
SPECIAL DISTRICTS GOVERNED  
BY THE  
BOARD OF SUPERVISORS

FISCAL YEAR ENDING  
JUNE 30, 2026

LUIS A. ALEJO  
GLENN CHURCH  
CHRIS LOPEZ (CHAIR)  
WENDY ROOT ASKEW (VICE CHAIR)  
KATE DANIELS

1<sup>ST</sup> DISTRICT  
2<sup>ND</sup> DISTRICT  
3<sup>RD</sup> DISTRICT  
4<sup>TH</sup> DISTRICT  
5<sup>TH</sup> DISTRICT

SONIA M. DE LA ROSA  
COUNTY ADMINISTRATIVE OFFICER



GOVERNMENT FINANCE OFFICERS ASSOCIATION

*Distinguished  
Budget Presentation  
Award*

PRESENTED TO

**County of Monterey  
California**

For the Fiscal Year Beginning

**July 01, 2024**

*Christopher P. Morill*

**Executive Director**

# County of Monterey Board of Supervisors

## *Mission Statement*

*The Mission of Monterey County is to Excel at providing Quality Services for the benefit of all Monterey County residents while developing, maintaining, and enhancing the resources of the area.*



**Luis A. Alejo - District 1**  
168 W Alisal St, 2<sup>nd</sup> Floor  
Salinas, CA 93901  
(831) 755-5011  
[District1@countyofmonterey.gov](mailto:District1@countyofmonterey.gov)

**Glenn Church - District 2**  
11140 Speegle St  
Castroville, CA 95012  
(831) 755-5022

[District2@countyofmonterey.gov](mailto:District2@countyofmonterey.gov)



**Chris Lopez - District 3**  
599 El Camino Real  
Greenfield, CA 93927  
(831) 755-5033  
[District3@countyofmonterey.gov](mailto:District3@countyofmonterey.gov)

**Wendy Root Askew - District 4**  
2616 First Ave  
Marina, CA 93933  
(831) 883-7570

[District4@countyofmonterey.gov](mailto:District4@countyofmonterey.gov)



**Kate Daniels - District 5**  
1200 Aguajito Rd, Suite 1  
Monterey, CA 93940  
(831) 647-7755  
[District5@countyofmonterey.gov](mailto:District5@countyofmonterey.gov)



This year's Recommended Budget Book features images from the 4th Supervisorial District of Monterey County.

1. **Panoramic View of Seaside:** The City of Seaside is an ocean-side community that overlooks the beautiful Monterey Bay. Founded in 1887 and incorporated in 1954, the City continues to grow while holding on to the rich values upon which it was established. Pictured from atop the Bayonet & Black Horse Golf Course, this panoramic view of Seaside perfectly captures the City's beauty and diverse terrain.
2. **Marina Pride Flag Ceremony:** June is LGBTQ+ Pride Month, a month-long observance dedicated to commemorating the contributions of lesbian, gay, bisexual, transgender and queer (LGBTQ+) culture and community. Several communities throughout the County host Pride Month with Pride Flag raising celebration ceremonies, including the City of Marina.
3. **Salinas Juneteenth Celebration:** The Salinas Juneteenth Celebration Association's mission is to host Black and African culturally centered events in the Salinas Valley with its purpose of ensuring the visibility and preservation of Salinas' Black and African American community members and their cultural contributions to Salinas' local history. The Salinas Juneteenth Celebration Association's flagship event is the annual Juneteenth celebration at Hartnell College.
4. **Seaside Oaxaca by the Sea:** Seaside's *Oaxaca by the Sea* is an annual celebration of Oaxaqueño culture which aims to uplift the Oaxacan community living on the Central Coast. Nearly half of Seaside's Latino community is from the Mexican state of Oaxaca. There are a significant number of Oaxacan community members throughout the County. The City of Seaside and Oaxaca de Juarez, the capital city of the state of Oaxaca, formed a sister city agreement in 2022.
5. **Sand City West End Celebration:** For the last two decades, Sand City has proudly hosted the free, family-friendly West End Celebration. The celebration is a showcase of the diversity of artistic talent



to be found within the County. Every year, over 150 vendors, artists and organizations exhibit over the two-day community event filled with art and music.

**6. East Garrison Transgender Day of Remembrance:** Transgender Day of Remembrance (TDOR) was set aside in 1998 to memorialize those who were killed due to anti-transgender hatred or prejudice, and it is currently held around the world every November 20th. The County Board of Supervisors adopted a resolution in 2021 in observance of Transgender Day of Remembrance and called for the Transgender Flag to be flown at the 168 West Alisal Monterey County Government Center and other flagpoles in the County, including East Garrison's Lincoln Park.

**7. Del Rey Oaks Filipino American History Month:** Filipino American History Month (FAHM) is celebrated in October in recognition of the history and contributions of Filipino Americans. In 2024, the City of Del Rey Oaks adopted a proclamation celebrating Filipino American History Month writing in part: " Del Rey Oaks recognizes the lasting and significant contributions of Filipino Americans to our city and our nation, as educators and artists, politicians and laborers, veterans and judges. Every day, Filipino Americans continue to enrich our cultural, economic, intellectual, social, spiritual, and political lives."



# Fiscal Year 2025-26 Recommended Budget

Submitted by  
**Sonia M. De La Rosa, County Administrative Officer**



Prepared by  
County Administrative Office  
Budget and Analysis Division

**Deborah Paolinelli, CPA, Assistant County Administrative Officer**

**Raquel Escorcía**  
**Interim County Budget**  
**Director**

Countywide Budget & Fiscal Oversight  
Agricultural Commissioner  
Child Support Services  
Civil Rights Office  
Cooperative Extension  
Elections  
Library  
Measure AA  
Discretionary Revenue Projections  
Pension Trust Fund Management  
American Rescue Plan Act

**Tricia Hasan**  
**Administrative Analyst**  
Housing and Community Development  
Human Resources  
Information Technology  
Military & Veterans Affairs Office  
Social Services  
Workforce Development Board  
System and Training Lead  
Fund Balance Reconciliation

**Rocio Quezada**  
Executive Support Staff:  
Budget Committee  
Capital Improvement Committee  
Public Improvement Corporation  
Budget Workshops Coordinator  
Budget Hearings Coordinator

**Deborah Paolinelli**  
**Assistant CAO**  
County Policy Review and Analysis  
Staff to Budget Committee  
Staff to Capital Improvement Committee  
Labor Fiscal Analysis  
Benefits and ERP ISF  
Capital Asset ISF Management  
Debt Management  
Debt Service & TEFRA Hearings

**Bella Lesik**  
**Administrative Analyst**  
District Attorney  
Emergency Communications  
Emergency Management  
Probation  
Public Defender  
Sheriff-Coroner  
Prop 172 Forecast  
General Financial Policies

**Cover Design by:**  
Supervisorial District 4  
Layout Design by: Trent Hill

**Veronica Fernandez**  
**Administrative Analyst**  
Assessor/Clerk-Recorder  
Auditor-Controller  
Board of Supervisors  
Clerk of the Board  
County Administrative Office  
County Counsel/Risk Management  
Health Department  
Treasurer-Tax Collector

**Trent Hill**  
**Administrative Analyst**  
Public Works, Facilities and Parks  
Water Resources Agency  
Natividad Medical Center  
  
**Budget Committee:**  
Chair, Supervisor Wendy Root Askew  
Vice-Chair, Supervisor Chris Lopez

**Special Thanks to:**  
County Elected Officials  
County Department Heads  
Department Finance Managers/Staff

## About the County of Monterey



The County of Monterey is located on the breathtaking Pacific Coast of California, south of San Francisco and north of Los Angeles. The County is comprised of 3,771 square miles and includes 12 incorporated cities and numerous unincorporated areas. The City of Salinas is the largest municipality and serves as the County's seat.

Established in 1850, the County was the second to be chartered in the newly formed State of California. The County derived its name from the Monterey Bay, which was named by Sebastian Vizcaino in 1602, in honor of Gaspar de Zuniga y Acevedo, Conde de Monterrey, the Viceroy of New Spain. The word itself is composed of the Spanish words "monte" and "rey", which literally translate to "king of the mountain." In 2025, the County is celebrating its 175<sup>th</sup> anniversary.

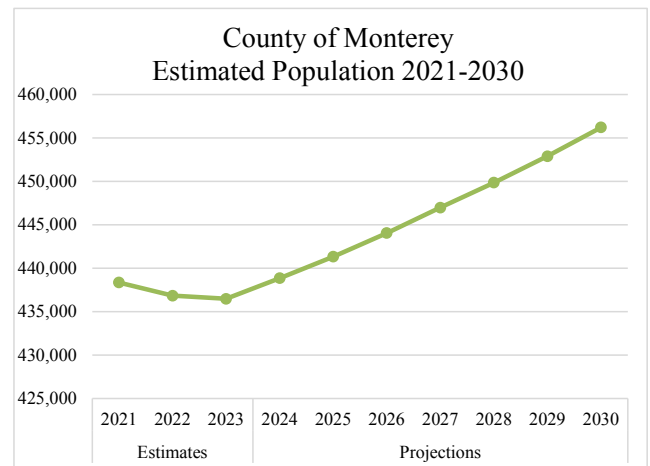
The County is known to the world for its majestic coastlines including Big Sur, California State Route 1, and 17-Mile Drive on the Monterey Peninsula, as well as the agriculturally rich Salinas Valley, also known as the "Salad Bowl of the World." The County is home to Pinnacles National Park near the City of Soledad, the Monterey Bay Aquarium in the City of Monterey, and the site of a Monarch butterfly preserve in the City of Pacific Grove.

County of Monterey Quick Facts	
Square Miles	3,771
Coastline Miles	100
Number of incorporated cities	12
Number of centerline miles maintained	1,262.95
Number of bridges maintained	175
Number of County Library branches	17
Number of colleges and universities	6
Number of hospitals	4
Number of County Parks	9
Number of State/National Parks/Reserves	18

Sources: Monterey County Economic Development Department; Monterey County Department of Public Works, Facilities & Parks; Monterey County Free Libraries

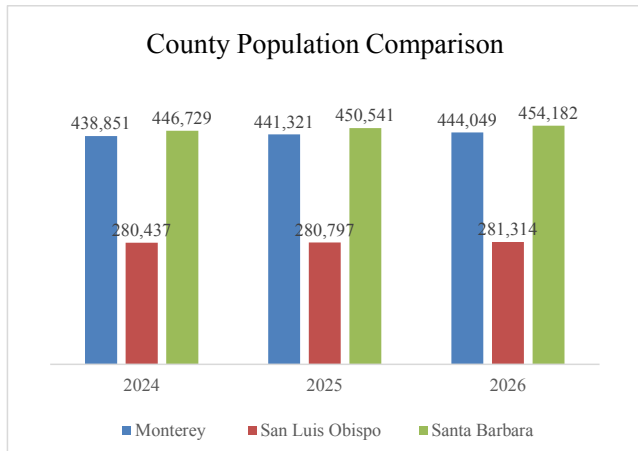
### Population

The County is one of 58 counties in the State of California and is designated as the Salinas Metropolitan Statistical Area by the United States Census Bureau. As of September 2024, the California Department of Finance (DOF) projected the County's population in 2025 to be 441,321. This is a 0.6% increase from the population projected for 2024. Over the next several years, the County's population is projected to continue to increase at a steady rate.



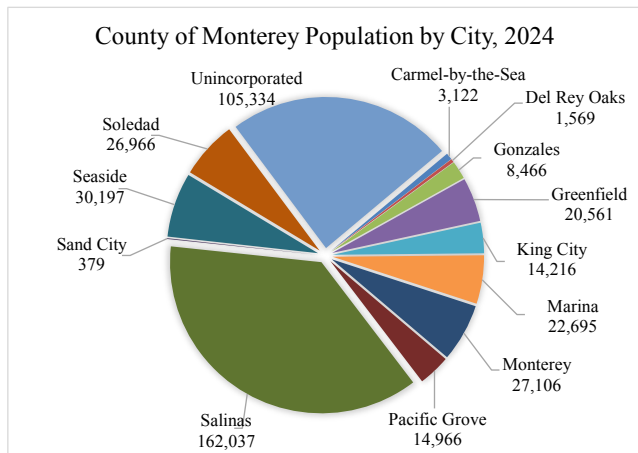
Source: State of California, Department of Finance, Report P-2A: County Population, Sept. 2024

Future population change projections for the County are in line with the projections for the comparably sized neighboring Counties of San Luis Obispo and Santa Barbara. From 2025 to 2026, the County is projected to see a 0.62% increase in population while the Counties of San Luis Obispo and Santa Barbara are projected to see increases in population of 0.18% and 0.81%, respectively, over the same period.



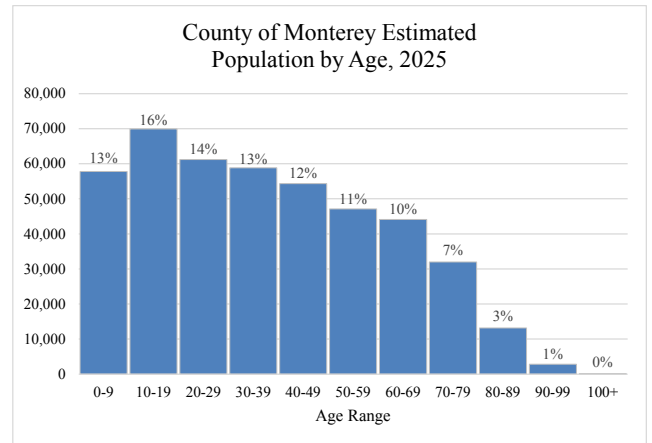
Source: State of California, Department of Finance, Report P-2A: County Population, Sept. 2024

Salinas is the largest city in the County with approximately 162,037 residents as estimated by the California DOF in May 2024. The cities of Greenfield, Marina, Monterey, Seaside, and Soledad form the second largest group in population, ranging from 20,561 to 30,197 residents each. The smallest cities include Carmel-by-the-Sea, Del Rey Oaks, Gonzales, and Sand City with populations ranging from 379 to 8,466. The population for the unincorporated areas of the County is 105,334. All cities except Monterey experienced population increases from 2023 to 2024.



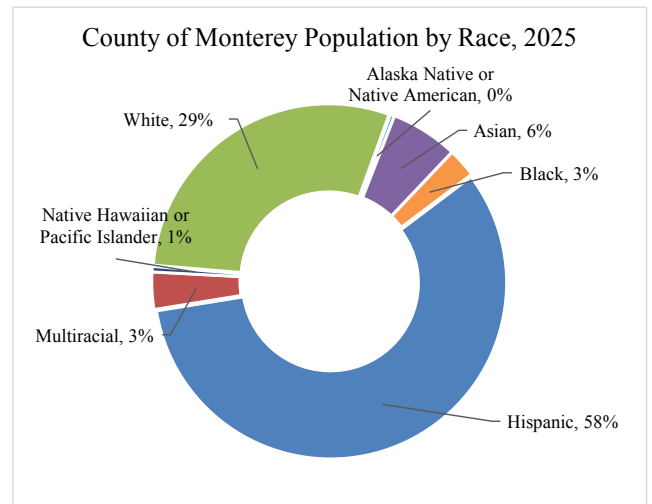
Source: State of California, Department of Finance, Report E-1: Population Estimates, May 2024

The County's residents under the age of 30 represent a projected 43% of the total population in 2025. The next largest age group consists of adults between the ages of 30-59 comprising 36% of the population. Older adults ages 60 to 100+ make up the County's smallest age group at 21%. The median age for the County is 35 years.



Source: State of California, Department of Finance, Report P-2B: County Pop. by Age, Sept. 2024

In 2025, the projected population by race in the County is 57.7% Hispanic, 29.2% White, 6.2% Asian, 2.6% Black, 3.4% Multiracial, 0.5% Native Hawaiian or Pacific Islander, and 0.4% Native American or Alaskan Native.



Source: State of California, Department of Finance, Report P-2D County Population by Race, Sept. 2024

## Income

Per the U.S. Census Bureau, in 2023 dollars, the County has a per capita income of \$39,523, which is lower than the per capita income for the state as a whole and neighboring Counties of San Luis Obispo, Santa Barbara, and Santa Clara.

The Median Household Income in the County is \$94,486 in 2023 dollars, or approximately 2% below the statewide average and the second lowest compared to neighboring counties.

The County's poverty level of 14% is higher than the statewide average of 12%. Of the neighboring counties, only the County of Santa Barbara has a poverty level higher than the County of Monterey.

Per Capita Income and Median household Income Selected Counties and California			
County	Per Capita Income	Median Household Income	Persons in Poverty
Monterey	\$39,523	\$94,486	14.0%
San Luis Obispo	\$49,581	\$93,398	12.8%
Santa Barbara	\$46,679	\$95,977	14.9%
Santa Clara	\$77,018	\$159,674	7.6%
State of California	\$47,977	\$96,334	12.0%

Source: U.S. Census Bureau, QuickFacts 2023, using 2023 dollars

## Industry, Employment, and Labor Force

The County is home to several industries including agriculture, education, health, tourism, hospitality, and government services.

Major Employers in the County of Monterey	
Employer Name	Industry
Al Pak Labor	Labor Contractors
Azcona Harvesting	Harvesting-Contract
Bud of California	Fruits & Vegetables-Growers & Shippers
County-Monterey Behavioral	Health Services
Filipino American Cmnty Club	Church Organizations
Growers Co.	Fruits & Vegetables & Produce-Retail
Hilltown Packing Co. Inc.	Harvesting-Contract
Mann Packing Co. Inc.	Fruits & Vegetables-Growers & Shippers
Mee Memorial Healthcare System	Hospitals
Middlebury Institute-Intl. Stds.	Schools-Universities & Colleges Academic
Misionero Vegetables	Fruits & Vegetables-Growers & Shippers
Monterey Bay Aquarium Rstrnt	Zoos
Monterey County Public Works	Government Offices-County
Monterey County Social Svc Dpt	Government Offices-County
Monterey Mushrooms	Mushrooms
Monterey Peninsula College	Junior-Community College-Tech Institutes
Natividad Medical Center	Hospitals
Pebble Beach Co.	Hotel & Hotel Management
Pebble Beach Resorts	Resorts
Premium Packing Inc.	Labor Contractors
Quality Farm Labor	Labor Contractors
R C Packing	Packing & Crating Service
Rocha Brothers Farm LLC	Farms
Salinas Valley Memorial Healthcare	Health Care Management
US Defense Dept.	Government Offices-Federal

Source: America's Labor Market Information System Employer Database, 2025, 1<sup>st</sup> Edition.

Note: Listed in alphabetical order, not by employment size.

The County's top industries are tourism in the coastal regions and agriculture in the Salinas Valley. The education and research institution sector, non-profit sector, and the government and military sector also contribute as major industries represented across the County.

The County's average unemployment rate in 2024 was 7.4%, which is higher than the 5.4% statewide unemployment rate. According to the U.S. Bureau of Labor Statistics, the average national unemployment rate

for 2024 was 4.0%, and California had the second-highest unemployment rate of all the states.

County of Monterey Labor Statistics 2024 Annual Averages	
Labor Force	221,467
Employment	205,250
Unemployment	16,217
Unemployment Rate	7.4%

Source: California Employment Development Department, Labor Market Information Division, Labor Force Data, 2024 Annual Average, Revised March 2025

The County's economic strength lies in occupations that generally pay lower wages, helping explain why per capita income levels trend lower than in neighboring counties.

Occupational Share of Employment for County of Monterey		
Occupation	May 2023 Occupational Share	1st Qtr. 2024 Hourly Wage
Farming, Fishing, and Forestry	15.2%	\$19.34
Food Preparation and Serving-Related	10.4%	\$20.86
Transportation and Material Moving	9.1%	\$22.45
Office and Administrative Support	8.9%	\$26.17
Education, Training, and Library	7.1%	\$42.15
Sales and Related	7.0%	\$25.22
Healthcare Support	5.4%	\$19.89
Management	4.7%	\$63.51
Healthcare Practitioners and Technical	4.6%	\$61.37
Business and Financial Operations	3.6%	\$44.06
Building, Grounds, and Maintenance	3.5%	\$21.76
Production	3.5%	\$23.96
Construction and Extraction	3.2%	\$33.49
Protective Service	2.9%	\$37.94
Installation, Maintenance, and Repair	2.9%	\$31.70
Personal Care and Service	2.0%	\$21.79
Community and Social Services	1.7%	\$33.64
Arts, Design, Entertainment, Sports, & Media	1.4%	\$34.17
Computer and Mathematical	1.2%	\$51.55
Life, Physical, and Social Science	0.9%	\$45.76
Architecture and Engineering	0.5%	\$51.32
Legal	0.4%	\$59.77

Source: California Employment Development Department, Labor Market Information Division, Occupational Employment and Wage Statistics, 1<sup>st</sup> Quarter 2024

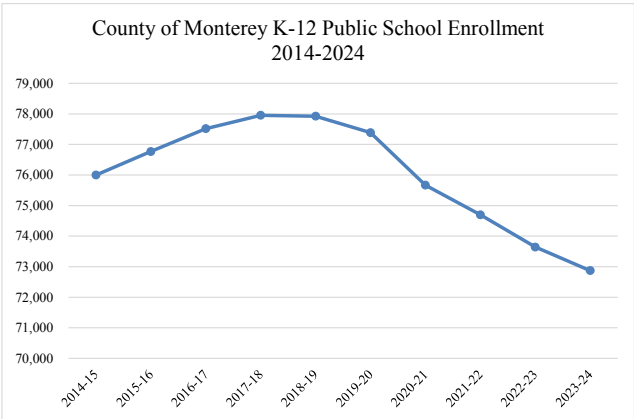
In the County, 15.2% of the labor force consists of occupations in Farming, Fishing, and Forestry, which had a mean hourly wage of \$19.34 in the first quarter of 2024. Food Preparation and Serving-Related occupations are the second largest category, accounting for 10.4% of the workforce with a mean wage of \$20.86 per hour. The third largest category is Transportation and Material Moving occupations at 9.1% of the labor force with a mean wage of \$22.45 per hour. These top three categories, out of 22 total occupational categories, represent 34.7% of all employment.

## Education

The education system in the County, tasked with developing a skilled labor force, primarily consists of a

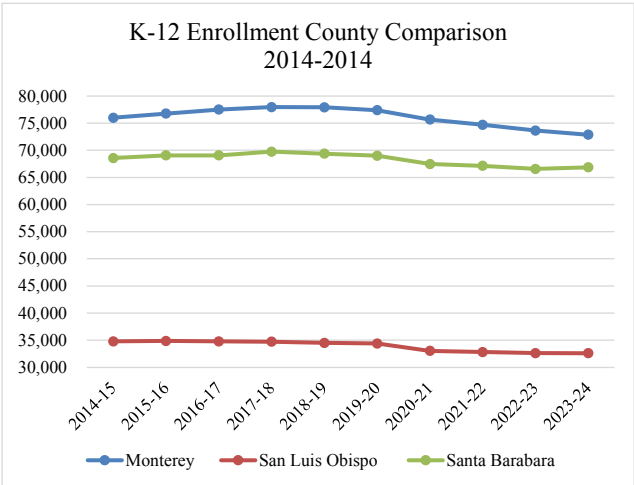
public school system headed by the Monterey County Office of Education (MCOE), which operates independent of the County. MCOE was established more than 150 years ago by California’s Constitution and supports 24 school districts, two community colleges, and a state university.

The County’s student enrollment in K-12 public schools in the 2023-24 school year was 72,872, continuing the downward trend since the 2019-20 school year when enrollment decreased for the first time in a decade due in part to the pandemic. Since then, K-12 student enrollment has decreased by more than 1% each year.



Source: California Department of Education, DataQuest, County Enrollment Summary

The decline in K-12 enrollment since the pandemic is occurring in the comparably sized neighboring Counties of San Luis Obispo and Santa Barbara as well as across the state generally.




Source: California Department of Education, DataQuest, County Enrollment Summary

Beginning in 2012, California schools saw an increase in revenue due to the voter-approved Proposition 30 (Sales and Income Tax Increase Incentive), which temporarily raised personal income and sales taxes to provide funding to public school, alleviating many financial challenges. In 2016, voters approved Proposition 55 (Extension of the Proposition 30 Income Tax Increase), extending the tax

increases through 2030. The State’s implementation of a local control funding formula provides school district boards the flexibility on the use of funds for classroom expenses. This funding formula increases the local responsibility for student achievement.

Historically, measures of educational performance in the County have lagged behind statewide and other Central Coast counties’ performance rates. The pandemic further impacted student academic achievement both locally and across the nation. In recent years, the percentage of students in the County achieving levels of proficiency in English Language Arts/Literacy (ELA) and Mathematics was increasing until the 2021-22 school year when rates dropped below pre-pandemic levels. Statewide, the percentage of students meeting or exceeding standards for ELA and math declined from 2018-19 levels. In the 2023-24 school year, 36% of students tested in the County met or exceeded the standard for ELA, and 23% of students met or exceeded the standard for math. Each of these rates are one percentage point higher than the previous school year.



Source: California Assessment of Student Performance and Progress, Test Results at a Glance  
 1 California Assessment of Student Performance and Progress  
 2 Rates are as a percentage of students who Met or Exceeded Standard

Although the County has had lower graduation rates compared to its neighboring counties, it has shown improvement over time and continues to align with the statewide graduation rates. From 2021 to 2024, the high school graduation rate has remained between 85.0% and 88.7%. The County’s graduation rate has generally stayed slightly above the state rate, but in 2023, it dropped below the state rate of 86.2% for the first time since 2019.

High School Graduation Rates 2021 to 2024				
County	2021	2022	2023	2024
Monterey	85.0%	88.5%	85.7%	88.7%
San Luis Obispo	89.5%	93.2%	90.8%	91.8%
Santa Barbara	89.5%	92.7%	91.8%	91.4%
State of California	83.6%	87.0%	86.2%	86.4%

Source: California Department of Education, DataQuest, Four-Year Adjusted Cohort Graduation Rate



The County continues to prepare its students for higher education, which will allow them to take advantage of the vast educational opportunities available in the area. In the 2021-22 school year, the college-going rate was 63%, comparable to the state’s rate of 62% according to the California Department of Education. In the County, the number of high school graduates enrolled in college increased from the prior year by 7.4% while the State’s rate increased by 4.5%.

**Higher Education and Research Institutions**

The County is home to a range of institutions of higher learning – public and private, large and small, general and highly focused – particularly related to marine research. The higher education and research institutions located within the County contribute to the local economy through research and grant funding and employment of more than 15,000 faculty, staff, and researchers.

Institutions include:

- California Department of Fish & Wildlife (CDFW) Marine Region
- California State University, Monterey Bay
- Central Coast College
- Defense Language Institute Foreign Language Center
- Defense Manpower Data Center
- Elkhorn Slough National Estuarine Research Reserve
- Fleet Numerical Meteorology & Oceanography Center, US Navy
- Hartnell College
- Hopkins Marine Station
- Middlebury Institute of International Studies
- Monterey Bay Aquarium
- Monterey Bay Aquarium Research Institute (MBARI)
- Monterey College of Law
- Monterey Bay National Marine Sanctuary
- Monterey Peninsula College
- Moss Landing Marine Laboratories
- Pacific Marine Environmental Laboratory (National Oceanic & Atmospheric Administration (NOAA))
- Panetta Institute for Public Policy
- National Weather Service (NOAA)
- Naval Postgraduate School
- U.S. Geological Survey (USGS), Pacific Science Center
- U.S Naval Research Laboratory – Marine Meteorology Division
- University of California, Santa Cruz (UCSC)

**Social Services**

The need for governmental assistance has grown in the County, even while nearby regions have experienced decreased need for the past decade. The County, via its Department of Social Services, provides temporary public assistance benefits and services to eligible residents for their basic needs.

CalWORKs (California Work Opportunities and Responsibility for Kids) assists families with a path of work and self-sufficiency. It provides financial assistance to economically disadvantaged families. The County has the highest yearly enrollment when compared to its similarly sized neighboring counties. However, in FY 2023-24, the County experienced a 0.88% decrease from the prior fiscal year in the annual number of processed CalWORKs applications. The application approval rate increased from 20% in the prior fiscal year to 22% in FY 2023-24.

CalWORKs FY 2023-24				
County	Annual Applications			
	Processed	Approved	Denied	Pending / Other
Monterey	9,663	2,126	3,382	4,155
San Luis Obispo	3,210	609	1,075	1,526
Santa Barbara	9,470	1,237	2,662	5,571

Source: California Department of Social Services, CalWORKs Cash Grant Caseload Movement Report; January 2025; FY 2023-24 data.

The County administers CalFresh, known federally as the Supplemental Nutrition Assistance Program or SNAP, which provides monthly food benefits to low-income individuals and families and provides economic benefits to communities. It is the largest food program in the state and provides an essential hunger safety net. Although federally mandated, it is a state-supervised and county-operated program. The amount of assistance is based on household size, family income, and resources. The available data shows that the County had an average of 28,509 households participating in CalFresh in FY 2023-24, which lands between the participation numbers in the Counties of San Luis Obispo and Santa Barbara.

CalFresh FY 2023-24	
County	Monthly Average Household Participation
Monterey	28,509
San Luis Obispo	17,495
Santa Barbara	31,511

Source: California Department of Social Services, CalFresh Data Dashboard

Several factors contribute to the overall wellbeing of community members: health factors, like access to healthcare providers and healthy foods; social and economic factors, like poverty rates and public safety; and physical environment factors, like the ability to purchase a home and air pollution rates. According to available data, in terms of community wellbeing, the County generally aligns with the state. The following table contains various indicators of overall health and wellbeing of the County’s residents as compared to the state overall.

County of Monterey Health and Wellbeing Snapshot, 2025		
	Monterey	California
<b>Health Factors</b>		
Uninsured adults	15%	9%
Uninsured children	4%	3%
Life expectancy (years)	80.8	79.4
Food insecurity	13%	13%
<b>Social &amp; Economic Factors</b>		
Voter turnout	69.2%	67.9%
Highschool completion <sup>1</sup>	73%	85%
Gender pay gap <sup>2</sup>	0.88	0.87
Children in poverty	20%	15%
Homicides (per 100,000 population)	7	5
<b>Physical Environment Factors</b>		
Homeownership	52%	56%
Broadband access	93%	93%
Air pollution-particulate matter <sup>3</sup>	8.8	12.6

Source: County Health Ranking & Roadmaps, University of Wisconsin Population Health Institute

<sup>1</sup> Percentage of adults aged 25 or older with a high school diploma or equivalent.

<sup>2</sup> Ratio of women's median earnings to men's median earnings for all full-time, year-round workers, presented as "cents on the dollar."

<sup>3</sup> Average daily density of fine particulate matter in micrograms per cubic meter (PM2.5).

## Agriculture

The County is one of the nation's top agricultural producers, and the Salinas Valley has been dubbed the Salad Bowl of the World. Agriculture is the County's largest sector in terms of economic output and employment and represents a vital link to both the County's cultural past and competitive future. Agriculture touches nearly every facet of life in the County: lettuce in the Salinas Valley, artichokes in Castroville, berries in North County, and vineyards in Carmel Valley. It shapes the lives of county residents. Most agricultural companies based in the County are family-owned and -operated. Unlike most agriculture across the country that is machine harvested, the crops grown in the County are dependent upon a highly skilled labor force to produce the fresh fruits and vegetables that feed the nation and keep us healthy.

The 2023 Crop and Livestock Report (Ag Report) produced by the County's Office of the Agricultural Commissioner described a gross production value of over \$4.35 billion in crop farming and livestock, which represents a decrease of 6.1% from the production value in 2022. Of the six production areas listed in the report, the three areas that increased in production value were nursery crops, livestock and poultry, and field crops. The report highlighted the diversification of growing many different crops and the beneficial impact this lends to the agricultural industry in the County.

County of Monterey Crop and Livestock Gross Production Value			
Categories	2022 Value	2023 Value	Change in Value
Vegetable Crops	\$ 3,129,167,000	\$ 2,882,975,000	-7.9%
Fruit & Nuts	\$ 1,234,722,000	\$ 1,191,221,000	-3.5%
Nursery Crops	\$ 124,314,000	\$ 128,886,000	3.7%
Livestock & Poultry	\$ 113,121,000	\$ 115,584,000	2.2%
Field Crops	\$ 30,098,000	\$ 30,350,000	0.8%
Seed Crops & Apiary	\$ 6,914,000	\$ 4,322,000	-37.5%
Total:	\$ 4,638,336,000	\$ 4,353,338,000	-6.1%

Source: County of Monterey, Office of the Agricultural Commissioner, 2023 Crop and Livestock Report

In gross production value, vegetable crops continue to rank highest of the six production areas, with a 2023 value of \$2.9 billion, representing 66.2% of the total gross production value of the crops and livestock produced in the County.

County of Monterey's Top Crops			
Crop	2023 Crop Value	Crop Ranking	
		2023	2022
Strawberry	\$ 903,791,000	1	1
Leaf Lettuce	\$ 782,134,000	2	2
Head Lettuce	\$ 493,464,000	3	3
Broccoli	\$ 468,871,000	4	4
Wine Grape	\$ 194,642,000	5	7
Cauliflower	\$ 188,242,000	6	5
Celery	\$ 173,814,000	7	6
Spinach	\$ 138,963,000	8	8
Nursery & Flower	\$ 128,886,000	9	9
Livestock & Poultry	\$ 115,584,000	10	11
Brussels Sprouts	\$ 107,322,000	11	10
Mushroom	\$ 89,975,000	12	12
Spring Mix	\$ 72,522,000	13	16
Misc. Vegetables	\$ 64,943,000	14	14
Carrot	\$ 49,225,000	15	18
Cabbage	\$ 43,700,000	16	15
Lemon	\$ 42,305,000	17	19
Raspberry	\$ 38,441,000	18	17
Artichoke	\$ 37,818,000	19	20
Onion, Dry	\$ 31,538,000	20	21
Garlic	\$ 28,245,000	21	13
Peas	\$ 26,329,000	22	22
Rangeland	\$ 25,487,000	23	23
Cilantro	\$ 15,190,000	24	26
Kale	\$ 14,089,000	25	25
Leek	\$ 12,144,000	26	--

Source: County of Monterey, Office of the Agricultural Commissioner, 2023 Crop and Livestock Report

At more than 150 crops, the County's farmers are among the most productive and efficient in the world. The top four crops produced in the County since 2020 are strawberries, leaf lettuce, head lettuce, and broccoli. According to the Ag Report, the two top crops with the most significant changes from 2022 to 2023 were garlic, which dropped in

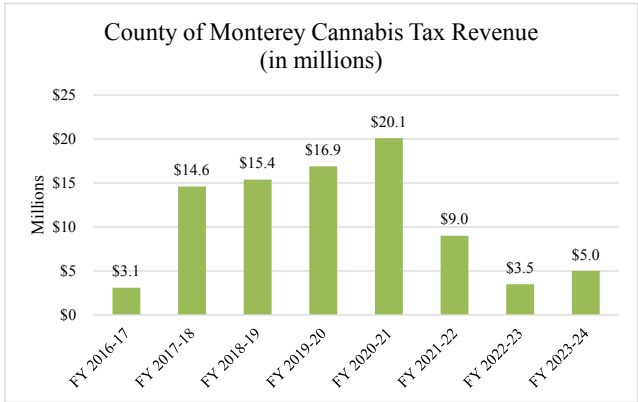
production rank by eight places, and leeks, which appeared for the first time on the list of top crops for the County.

Cannabis

In 2015, the County’s Board of Supervisors adopted an ordinance allowing cannabis cultivators to utilize greenhouse space for production. Several cities throughout the County followed, rolling out their own ordinances limiting cultivation to indoor facilities and greenhouses and introducing regulations and tax structures. Over the years, the Board of Supervisors has approved reductions to cannabis production tax rates to alleviate the financial burden on the industry so that it can continue to operate. The vast majority of cannabis cultivation operations take place in the unincorporated areas of the County.

Cannabis production value totaled \$362.6 million in 2023, an increase of \$79.5 million, or 28%, from the low of \$283.2 million in 2022. The uptick in production value seen in 2023 indicates a potential recovery from the drop of production value in 2022.

Beginning in FY 2016-17, the County cannabis tax revenue rose year over year, reaching a high of \$20.1 million in FY 2020-21. However, revenues have decreased dramatically to \$3.5 million in FY 2022-23. In FY 2023-24, tax revenues experienced a 42.9% uptick to \$5.0 million. Projections for future fiscal years show that cannabis the tax revenues will likely remain close to the \$3.5 to \$4 million range.



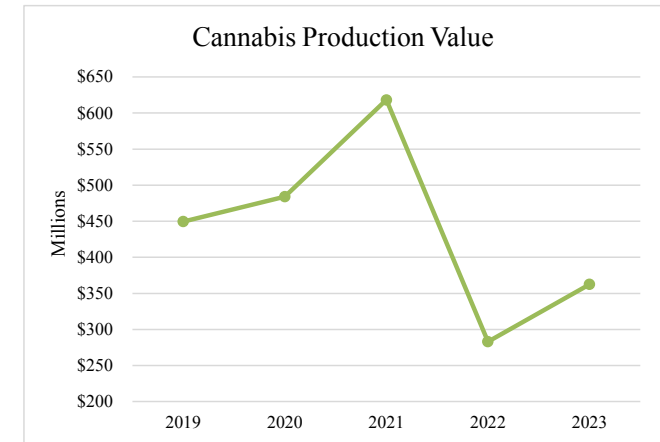
Source: County of Monterey, Administrative Office, Budget & Analysis Unit

Hospitality

The County remains a tourist destination, attracting an estimated 4.6 million visitors annually. According to the Monterey County 2023 Travel Impacts Report published in April 2024 by See Monterey, travel spending in the County increased by 0.27% from \$2.955 billion in 2022 to \$2.963 billion in 2023. This rise in travel spending led to a corresponding 0.68% increase in local tax revenues, from \$176 million in 2022 to an estimated \$177.2 million in 2023. While these increases show a recovery in progress from the pandemic, travel spending is still 8.5% below 2019 pre-pandemic levels.

The County has recognized destinations such as Big Sur, Pebble Beach, Carmel-by-the-Sea, and Monterey. Similarly, attractions such as the Monterey Bay Aquarium, National Steinbeck Center, 17-Mile Drive, Cannery Row, Fisherman’s Wharf, Pinnacles National Park, and the Monterey Wine Country drive tourism from all over the world.

Visitors can enjoy a wide range of recreational activities including golfing, beach combing, scuba diving, sailing, kayaking, whale watching, fishing, camping, horseback riding, skydiving, hiking, biking, art galleries, exhibits, music, and theatre. Nearly 300 special events take place in the County annually, including the AT&T Pebble Beach Pro-Am Golf Tournament, Monterey Jazz Festival, races at WeatherTech Raceway Laguna Seca, the Concours d'Elegance, Big Sur Marathon, California Rodeo Salinas, and other food, wine, cultural, and family festivals.



Source: County of Monterey, Office of the Agricultural Commissioner, 2022 Crop & Livestock Report

Cannabis production includes nursey products, flower (mixed light), flower (indoor), trim, and seed. Flower (mixed light) continues to have the highest production value of the five categories, and it experienced a 7.3% increase from 2022 to 2023. All product categories experienced increasing value from 2022 to 2023, with nursery products seeing the largest increase at 79.1% and an overall total cannabis product value increase of 28.1%

Cannabis Product Value			
Product	2022 Value	2023 Value	Change in Value
Nursery Products	\$ 76,646,000	\$ 137,250,000	79.1%
Flower (Mixed Light)	\$ 154,360,000	\$ 165,699,000	7.3%
Flower (Indoors)	\$ 42,674,000	\$ 49,449,000	15.9%
Trim	\$ 414,000	\$ 447,000	8.0%
Seed	\$ 9,064,000	\$ 9,765,000	7.7%
TOTAL:	\$ 283,158,000	\$ 362,610,000	28.1%

Source: County of Monterey, Office of the Agricultural Commissioner, 2023 Crop & Livestock Report





## COUNTY DEPARTMENT SPOTLIGHT

### Department of Emergency Management

The Department of Emergency Management (DEM) plays a critical role in safeguarding the lives and property of county residents by ensuring the community is prepared for, responds to, and recovers from all types of emergencies, whether natural or man-made. As part of the County's overarching commitment to public safety, DEM focuses on comprehensive emergency planning, coordination, and resource management to ensure effective and timely responses to disasters.

#### Mission

DEM's mission is to enhance the resilience of the County by facilitating a collaborative approach to emergency preparedness, response, recovery, and mitigation. The vision is to ensure that all individuals in the County are empowered with the knowledge and resources necessary to survive and thrive in the event of an emergency. By focusing on resilience, DEM strengthens not only its immediate response capabilities but also the long-term stability of communities after a disaster.

#### Department History

On December 7, 2022, the County Board of Supervisors created the County's Department of Emergency Management from the former Office of Emergency Management that functioned as a division within the County Administrative Office. The Board of Supervisors adopted Ordinance No. 5393, amending Chapter 2.12 – County Administrative Officer and adding Chapter 2.68 – Emergency Procedures and Organization of the Monterey County Code.

The amendment and addition to the County Code reflected the creation of DEM and the Director of Emergency Management and were ratified effective on December 31,

2022. The transition to an independent department occurred over the course of the following year, administratively separating emergency operations from the County Administrative Office effective July 1, 2023; however, DEM continues to operate under the authority of the County Administrative Officer.



#### Challenges

Challenges due to emerging threats like cybersecurity risks, terrorism, and the impacts of climate change often lack historical data. These are impacted with rising temperatures and sea levels, drought, flooding, and wildfires, which threaten public health, infrastructure, and local economies. Impacts include utility failures, medical service disruptions, and complex recovery needs after disasters. Deteriorating community lifelines—such as a shrinking first responder workforce, unreliable utilities, and crumbling infrastructure—further strain emergency response capabilities.

Rising disaster costs, compounded by decaying infrastructure and competing funding needs, exacerbate these challenges. Emergency management professionals are tasked with adapting to these changing risks and ensuring resilient, collaborative responses to the growing array of new and traditional threats.

#### Disasters in the County

Over the past decade, the County has faced a series of significant disasters, including a pandemic, severe winter storms, wildfires, and flooding, which have highlighted the region's vulnerability to natural hazards, particularly due to its coastal location and diverse terrain. Notably, the 2023 Winter Storms caused widespread flooding, particularly in the Pajaro Valley, leading to extensive damage and long-term recovery efforts. Emerging threats, such as the 2025 Moss Landing Lithium-Ion Battery Facility plant structure fire and hazardous materials incident, have introduced

complex challenges requiring specialized response efforts. These disasters have underscored the need for improved emergency management, community preparedness, and coordinated response efforts to protect lives and property.

The elevation of the emergency management organization targets preparation for the increasing frequency of disasters and addresses the community's need for enhanced, comprehensive support.



## **Programs**

When not responding to a disaster, DEM focuses on proactive planning, preparedness, and community engagement to ensure the County is ready for the next emergency. This includes developing and updating emergency response plans, conducting training exercises, and coordinating with local agencies, community organizations, and businesses. DEM offers public education to raise awareness about disaster preparedness, provides ongoing training for first responders and disaster service workers, and works on hazard mitigation strategies to reduce future risks.

DEM ensures the maintenance of vital systems and resources to remain operational when needed. DEM administers post-disaster recovery programs to help communities return to normalcy after an emergency and pursues disaster cost recovery.

Grant administration is another key aspect of DEM's work, as it secures and manages funding to support emergency management initiatives and disaster response capabilities, thereby helping to build a more prepared and resilient community, reducing the impact of future emergencies.

### **Preparedness, Planning, & Response:**

- **Emergency Alert and Warning System:** Administers the Emergency Alert and Warning System (Alert Monterey County) for timely and accurate communication during emergencies.

- **Emergency Operations Center:** Manages and maintains the Emergency Operations Center (EOC) to coordinate response during disasters.
- **Emergency Response Planning:** Develops and maintains emergency response plans for a wide range of disaster scenarios and capabilities.
- **Coordination with Local Partners:** Collaborates with local agencies, private sector, and community and non-profit organizations to enhance disaster preparedness and response.
- **Incident Management:** Provides response coordination during active emergencies, including staffing the EOC and supporting incident management teams.
- **Training and Support for Disaster Service Workers:** Provides logistical and administrative support for training and development of emergency response staff.



### **Resilience, Recovery, & Mitigation:**

- **Community Outreach and Public Education:** Educates the public on emergency preparedness, offering training programs, and awareness campaigns.
- **Community Empowerment and Training:** Empowers community members through hands-on training and resources to better prepare for emergencies and recover effectively.
- **Resilience Initiatives:** Works on strengthening community resilience through training, infrastructure improvements, and fostering partnerships.
- **Disaster Recovery Planning:** Develops recovery strategies and long-term restoration plans to help communities prepare, manage, and recover from disasters.
- **Hazard Mitigation:** Identifies and mitigates risks posed by natural and man-made disasters, focusing on reducing future disaster impacts.
- **Long-Term Community Recovery:** Works with local governments, businesses, and communities

to rebuild and strengthen the County's resilience after disasters.



#### Finance & Administration:

- **Budget and Resource Management:** Oversees fiscal planning, resource allocation, and procurement during emergencies.
- **Grants Management:** Secures and manages state and federal funding for emergency preparedness, response, and recovery efforts.
- **Financial Assistance:** Coordinates financial support and pursuance of reimbursement for disaster-related costs from state and federal programs.

#### Management and Government Affairs:

- **Strategic Planning and Oversight:** Develops and implements the strategic goals and priorities for DEM.
- **Policy and Legislative Advocacy:** Monitors and informs local, state, and federal policies related to emergency management and public safety.
- **Government Relations:** Coordinates with elected officials, government agencies, and external stakeholders to ensure effective communication and collaboration.
- **Public Information and Media Relations:** Manages media relations and public messaging to ensure clear communication during disasters and ongoing preparedness efforts.
- **Interagency Coordination:** Facilitates collaboration and operational clarity between different government agencies and sectors to ensure seamless responses during emergencies.

This comprehensive approach provides a strong foundation for DEM to effectively manage internal operations and external relationships, and ensuring preparedness, coordination, and resilience across each level of government and the community.

#### 2024-25 Priorities

In 2023, DEM focused on flood response, recovery, and adapting to internal transitions while creating a service-oriented work environment that values diversity, equity, and professionalism.

In 2024, DEM's priorities realigned with the 2023-2025 Strategic Plan, focusing on standardizing emergency management, ensuring readiness, and training the future workforce. Key programs included long-term recovery for the community of Pajaro, updating the Emergency Operations Plan (EOP), enhancing the Alert and Warning system, launching a new website, and improving the Disaster Service Worker Program. Additional priorities include strengthening Community Organizations Active in Disasters (COAD), expanding Community Emergency Response Teams (CERT), implementing the Youth Preparedness Program, and improving cost recovery and grant administration processes.



#### Recent Accomplishments

DEM has been recognized for its outstanding service and contributions with several prestigious awards over the past two years. In 2023, DEM was honored by the Honorary Mexican Consulate for its vital work serving the Mexican community, particularly after the winter storms, where critical emergency information was provided in Spanish and an Equity Officer position was established in the EOC.

In May 2023, DEM was recognized by the City of Monterey for its role in the pandemic response. Additionally, the team received the United Way Monterey County Community Partner Award for its efforts during the winter storms. In the same year, DEM was named Support Organization of the Year by the Monterey County Fire Chiefs Association for its dedication and hard work in emergency management.

In 2024, DEM was awarded the California Emergency Services Association Exceptional Service Award for its exemplary response and recovery efforts in Pajaro.



These awards highlight DEM's commitment to serving the community with excellence and compassion in times of crisis.

### **Contributions to the County of Monterey's Prior Strategic Initiatives**

DEM has made significant contributions to the County's prior strategic initiatives, enhancing the resilience, safety, and wellbeing of the community across various sectors.

#### **Economic Development**

DEM plays an essential role in supporting economic development by ensuring that the County is prepared to respond to and recover from disasters that could potentially disrupt local economies. This work helps protect critical infrastructure, such as businesses and utilities, from the impacts of natural and man-made disasters. DEM works with stakeholders to ensure an economic resilience through stabilization of the business environment, which fosters economic recovery post disaster.

Coordination with local businesses and other agencies strengthens the capacity of communities to recover after an emergency, reducing the fiscal impact of disasters, and creating a more resilient economy. For example, the Pajaro Business Assistance program was established in partnership with the Monterey County Workforce Development Board.



#### **Administration**

Restructuring the Office of Emergency Management into DEM in 2022 exemplified the County's commitment to better organizing and prioritizing emergency management efforts. By improving internal operations, DEM enhances fiscal planning, resource allocation, and grant management, ensuring that the County has the necessary resources to respond to crises. Administrative work also includes policy and legislative advocacy, ensuring that the County's emergency management policies align with state

and federal standards. Moreover, the establishment of DEM elevates the County's capacity to manage large-scale emergencies, offering a robust framework for coordination between county offices and departments, agencies, and external partners.

#### **Health and Human Services**

DEM prioritizes the health and safety of residents during preplanning, preparedness, and through disaster incidents. Community outreach and public education programs increase awareness about emergency preparedness, including how to access disaster services and resources. In the event of a disaster, DEM's operation of the cross-sector EOC response and recovery efforts ensures that disaster survivors, especially socially vulnerable populations, receive timely support.

#### **Infrastructure**

DEM plays a key role in planning and developing sustainable infrastructure that improves the quality of life for county residents and supports economic development. In collaboration with the Department of Public Works, Facilities and Parks, the Water Resources Agency, and other special districts, DEM works to ensure critical systems such as roads, bridges, levees, dams, water and wastewater infrastructure, and communication networks are resilient to climate change and natural disasters. These partnerships help mitigate risks to transportation, flood control, and water systems, ensuring they remain functional during and after emergencies. DEM works on long-term recovery efforts, leveraging Federal Emergency Management Agency (FEMA) cost recovery programs to secure funding for repairing and rebuilding damaged infrastructure.

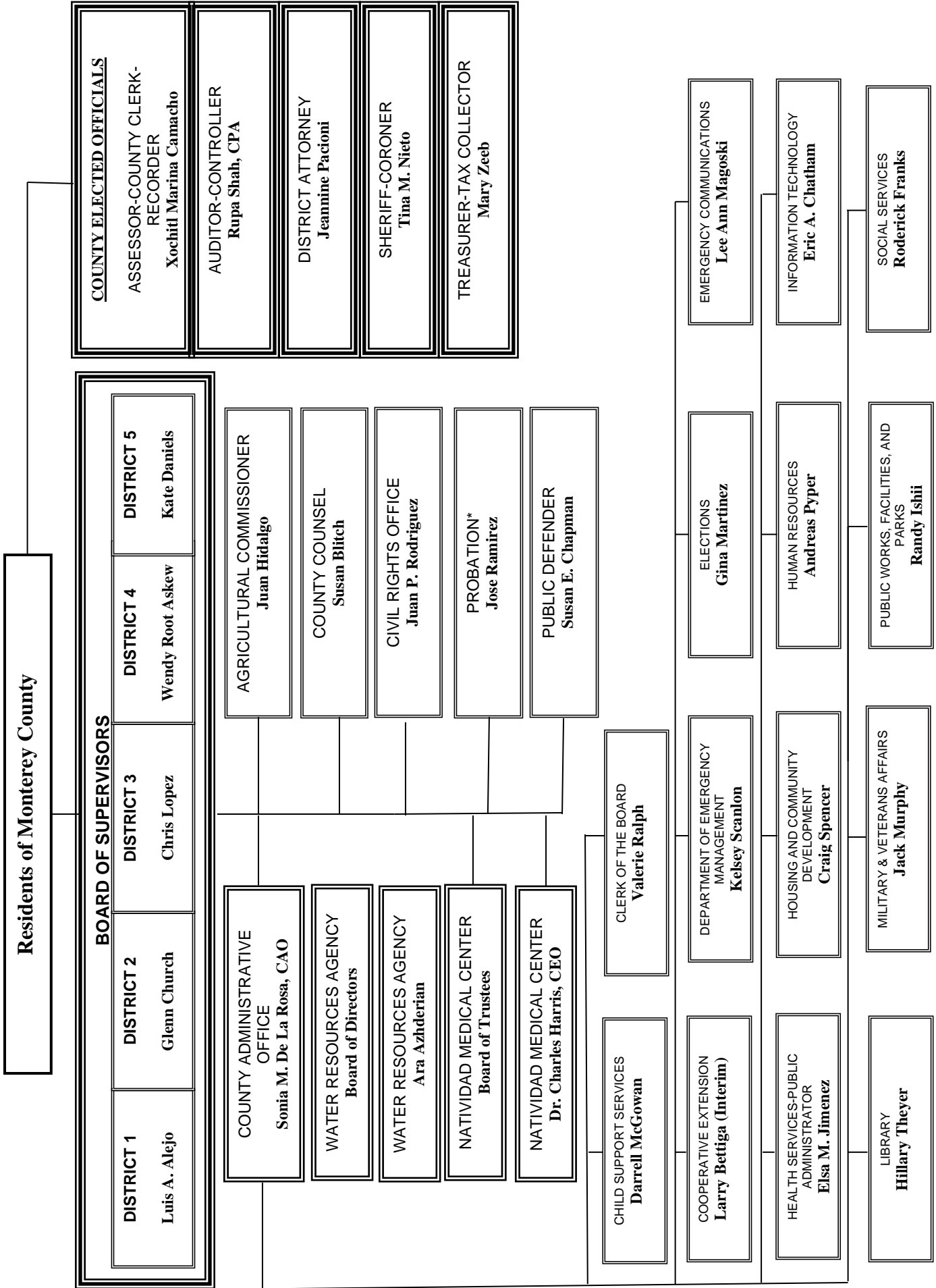
#### **Public Safety**

DEM is responsible for coordinating disaster response and ensuring, through cross-departmental partnerships, that the County's public safety services are prepared, equipped, and ready to handle emergencies. By maintaining the EOC and managing the Alert Monterey County system, DEM ensures that the public receives timely information during crises, helping them make informed decisions. DEM's proactive emergency response planning and training initiatives strengthen first responder capacity and coordination across agencies, ensuring quick and effective responses during disasters. Additionally, work on resilience initiatives and long-term recovery programs improves the safety and stability of communities after a disaster, further supporting public safety.



This page intentionally left blank.

# COUNTY OF MONTEREY





This page intentionally left blank.

---

# Executive Summary

---

## County Administrative Officer's Message

Dear Honorable Members of the Board of Supervisors:

It is my pleasure to present the County of Monterey's *Fiscal Year (FY) 2025-26 Recommended Budget*, compiled in collaboration with the County's Elected Officials and their offices and Appointed Department Heads and their departments, for your review, modification, and adoption. Over the past year, the County has made significant investments in key infrastructure projects and provided essential services and critical programs for diverse communities and resilient populations, while strategically planning for the County's fiscal future. This budget book provides added clarity through more in-depth information on funding authorities for the various office and departmental budgets.

The Recommended Budget proposes a balanced \$2.3 billion spending plan, an increase of \$255.3 million (12.7%) over the current year (FY 2024-25) adopted budget. It supports a workforce of 5,780.9 positions, a 116.7 (-2%) decrease from the current year's adopted budget. The budget anticipates fund balance use of \$69.2 million, comprised of restricted funds to support health clinics, social services programs, capital projects, behavioral health programs, and state-realigned public safety, health, and social services programs. Expenditure increases are due to negotiated salary adjustments, backlogged base wage study implementation, and health, social service, and homelessness program expansion. Primary cost drivers across county offices and departments include approved employee compensation increases, higher California Public Employees' Retirement System (CalPERS) pension costs and health insurance premiums. Natividad Medical Center (NMC) expenditures increased to support growing labor costs and medical services.

Compiling the FY 2025-26 Recommended Budget was more challenging because specific resources previously utilized to fund ongoing operations were one-time solutions. In the current year, the supplemental Unfunded Accrued Liability contribution was suspended to redirect funding for critical programs and services at risk of elimination. Additionally, Unassigned Fund Balance was utilized to fund other unfunded needs. Cost pressures consistently exceed revenue growth, leading the County to implement numerous reductions to align expenditures with available resources.

The Recommended Budget utilizes limited one-time funding solutions including the use of reserves to partially fund the contingency appropriation and redirects Transient Occupancy Tax contributions from the Road Fund and Development Set-Aside (DSA) agencies to free up resources to fund critical programs and services across county offices and departments that were at risk of being suspended due to the lack of revenue. Although many needs remain unfunded, the proposed plan begins the reduction of vacant positions across offices and departments to reduce the overall cost and improve structural balance between ongoing expenditures and revenues.

The budget anticipates continued economic growth and increased revenue, primarily driven by rising assessed property values. However, sales tax and most other discretionary revenues remain static. Realignment revenues are not growing but remain stable. Given the constraints on resources, it is essential to thoroughly assess and plan any new or expanded programs. The County will continue to support external agencies that share its strategic goals for a diverse and thriving economy and safe and resilient communities.

With your Board's leadership and prudent financial management, the County will keep aligning essential needs with available resources while preserving financial reserves to address unanticipated situations. Similarly, due to your Board's stewardship, strategic reserves were partially replenished through investment of one-time surpluses and continue to be utilized for disaster repairs pending reimbursements. I want to thank the County's Elected Officials and Department Heads for their collaborative efforts during the budget development process, and all employees who consistently deliver outstanding services to our community. I also want to thank the Budget Team from the County Administrative Office and the finance and budget staff from every department. The following budget overview offers your Board and the public a summary of the County's spending plan for the upcoming fiscal year.

Sincerely,



Sonia M. De La Rosa  
County Administrative Officer



## Budget Overview

### Current Financial Outlook

The County of Monterey (County) faces significant cost pressures in FY 2025-26 due to rising employee compensation, pension, and health care costs. Although the County has experienced discretionary revenue growth, including sales tax, Transient Occupancy Tax (TOT), and property tax, these have not kept pace with cost pressures in the past few fiscal years. The County utilized the American Rescue Plan Act (ARPA) (signed into law on March 11, 2021, which provided a COVID-19 relief package designed to provide direct economic assistance to Americans and fund recovery efforts) and other one-time funds to support service delivery and avert service reductions across the County's critical programs.

Many needs remain unmet next fiscal year, as one-time solutions used in the current year's (FY 2024-25) adopted budget are no longer available, including the Unfunded Accrued Liability (UAL) suspension charge, which provided \$10.4 million to fund augmentations (added funding requests) in the General Fund as well as \$5.2 million of Unassigned Fund Balance that was used for modifications during Budget Hearings. Without these one-time solutions, the funding gaps re-emerge next fiscal year. They are exacerbated by negotiated salary adjustments from labor agreements and the implementation of backlogged base wage studies approved in the current year.

The Recommended Budget includes \$13.1 million in augmentations for the General Fund, primarily funded with one-time dollars, including the use of \$5.4 million of reserves that were designated to fund the contingency appropriations, which frees up discretionary funding for filled positions and programs across public safety, social services, and public works. Additionally, the Recommended Budget redirects TOT contributions from the Road Fund and the Development Set-Aside agencies (\$4.1 million combined) to recommended augmentations providing funding for filled positions. Unfortunately, many requests for new service provisions and capital needs are not recommended due to lacking resources.

In recognition of the growing imbalance of costs and revenue, Measure AA - County, Unincorporated Area was introduced for the November 2024 Election, a new 1% transaction and use tax in the unincorporated county areas. The unincorporated county voters passed the measure, and the County will begin collecting new revenue in June 2025 (for tax effective April 2025). The Recommended Budget incorporates \$1.9 million of the original \$29 million estimates. This new revenue source is considered ongoing; however, the County should heed caution in budgeting this revenue, as there is no history, and the current economic uncertainty can change the outlook on this revenue.

Although the economy remains resilient, and this Recommended Budget incorporates continued stability within discretionary revenue sources, the uncertainty in federal policy and financial markets poses the risk of an economic slowdown. Negative economic changes would affect revenue, negatively impacting county programs and services.

This Recommended Budget utilizes one-time funds to fund operational gaps. The current spending plan is prudent in funding essential services and providing county offices and departments with funding to continue at-risk-filled positions. Still, it eliminates vacant positions across multiple offices and departments, beginning the process of reducing the workforce to align operations to available resources. The Recommended Budget provides a fully funded \$8.7 million appropriation for Contingency in the General Fund for unanticipated events or emergencies during the budget year.

The County has placed one-time surpluses into its General Fund Strategic Reserve, per its General Financial Policy. The reserve ended FY 2023-24 with a balance of \$57.8 million for the General Fund and \$25.0 million for Natividad Medical Center (NMC). In the current year, the County utilized \$9.2 million to respond to disasters and repair damaged infrastructure pending federal and state reimbursements, and added \$10.0 million from prior year surplus, while NMC added \$8.5 million. This leaves the reserve with a current balance of \$92.1 million. Additionally, the County designated \$6.0 million of prior year surplus to mitigate wage increases in the current year.

### Recommended Budget – All Funds

The Recommended Budget for all the County's funds total \$2.3 billion for the next fiscal year. The budget includes 5,780.9 authorized positions. Significant changes since the adoption of the FY 2024-25 budget include:

**Appropriations increase by \$255.3 million.** Notable increases include \$131.4 million in the General Fund to support higher costs of employees, programmatic expansions in health and social services programs, and a technical change (\$65.7 million) due to Cost Plan (CP) (cost allocation system developed by the federal government to compile, identify, and classify costs for all central service units) budgeting. NMC increased by \$105.2 million to support growing labor costs and medical services. Still, the majority (\$79.3 million) was a change for Intergovernmental Transfers (transferring funds between different levels of government to help finance Medicaid programs) for government funding previously reported as an offset to revenue; \$28.7 million increase in the Health Department's - Behavioral Health's Bureau (Behavioral Health) for the

new 96-bed Mental Health Rehabilitation Center (MHRC) (program that provides 24-hour intensive support and rehabilitative services for adults with mental disorders) and expansion of programs; and \$15.6 million increase in Public Safety Realignment and Health Realignment funds for various public safety, health, and social service programs. Appropriations decreased by \$16.5 million in the Road Fund, \$11.7 million in the Capital Project Fund, and \$20.7 million in the Laguna Seca Recreation Area (LSRA) Enterprise Fund due to a shift of operating expenses to a concessionaire agreement.

#### Revenue increased by \$265.6 million.

Significant increases include \$130.7 million in the General Fund, primarily due to increased Charges for Services for health clinics, higher federal and state revenues related to social service programs, and new grant revenue for homelessness programs, and due to a technical change in budgeting for CP credits. NMC's revenue increased by \$104.9 million, most of the increase (\$86.7 million) is due to the change in accounting for Intergovernmental Revenues, and the remaining increase was primarily from patient revenue and health fees. Other increases include \$30.1 million in Behavioral Health due to a grant supporting infrastructure for the MHRC project; \$17.2 million in the Enterprise Resource Planning Internal Service Fund (ISF) due to the technical change for CP credits; \$5.9 million from state realignment funds that support public safety, social services, and health programs for expansion of programs; and \$5.1 million increase in the Pajaro County Sanitation District (CSD) mainly due to a federal grant for repairs to the sewer system.

Funds anticipating lower revenues include the LSRA Enterprise Fund, reflecting a \$21.9 million decrease due to the management shift from the County to a concessionaire agreement; Capital Project Fund anticipates \$17.0 million lower Operating Transfers In for budgeted projects.

**Rising labor costs.** Next fiscal year, salaries and benefits costs for the County's workforce total \$1,037.9 million, a \$79.4 million increase over the current year adopted budget. Employee wages increase by \$53.4 million due to Cost of Living Adjustments (COLA) approved through negotiated salary adjustments from labor agreements, higher step increases, and wage study implementations resulting in higher compensation. Most labor agreements were finalized in FY 2024-25, with many labor groups receiving a 4% COLA during the current year, which was unbudgeted as most agreements expired in December 2024 (in the middle of the FY). Most bargaining units will receive 4% increases in the next two years, with most agreements expiring June 30, 2027. NMC and the General Fund account for the most significant salary and benefit cost increases, as these funds have the greatest number of employees. Other major cost drivers within the salaries and benefits category include pension contributions and health insurance premiums, increasing by \$13.9 million and \$8.4 million over the current year adopted budget (all funds).

**Recommended use of fund balance.** The General Fund uses fund balance to support departmental programs with restricted fund balance and to fund one-time expenses (\$19.2 million). Other funds with significant fund balance utilization include realignment funds (\$30.7 million) to meet State-County Realignment commitments for public safety, health, and social services programs; Behavioral Health (\$4.5 million) for expanded programs and one-time expenses; and Capital Project Fund (\$16.8 million). NMC expects to improve its fund balance by \$3.5 million.

**Infrastructure replacement.** The Recommended Budget provides \$50.1 million in appropriations for capital projects such as solar projects within county facilities; continued progress on the Carmel River and Carmel Lagoon floodplain projects; parking lot repaving at the King City Courthouse; repairs and renovation of the women's shelter building; and the Department of Social Services - Seaside Community Benefits Office. Other projects include repairs and/or replacements throughout county buildings occupied by the departments of Health, Elections, Public Defender, and Probation. NMC's capital projects include a comprehensive remodel to the surgical unit and projects to upgrade technology and equipment across the hospital grounds.

All Funds	2023-24 Actual	2024-25 Adopted	2025-26 Recommended
<b>Expenditures</b>			
Salaries & Benefits	\$ 884.9	\$ 958.6	\$ 1,037.9
Services & Supplies	554.9	524.6	543.7
Other Charges	215.3	126.0	292.4
Fixed Assets	66.4	125.3	107.6
Op. Transfers Out / Other Financing	301.0	268.5	276.3
Contingencies	-	8.4	8.7
<b>Total Expenditures</b>	<b>\$ 2,022.6</b>	<b>\$ 2,011.5</b>	<b>\$ 2,266.7</b>
<b>Revenues</b>			
Taxes	\$ 303.3	\$ 309.0	\$ 322.5
Licenses, Permits & Franchises	30.3	30.1	31.0
Fines, Forfeitures & Penalties	11.9	12.7	13.7
State & Federal Aid	847.5	769.5	919.7
Charges for Services	463.6	486.5	522.2
Other Revenues	410.0	324.1	388.4
<b>Total Revenues</b>	<b>\$ 2,066.6</b>	<b>\$ 1,931.9</b>	<b>\$ 2,197.5</b>
<b>Use of Fund Balance</b>	<b>\$ (44.0)</b>	<b>\$ 79.5</b>	<b>\$ 69.2</b>
<b>FTE Positions</b>	<b>5,844.3</b>	<b>5,897.6</b>	<b>5,780.9</b>

\*Amount in Millions, may not add up due to rounding.

## Recommended Budget – General Fund

The General Fund supports 3,477.2 authorized positions in 23 offices/departments, which encompass most county services and essential governmental functions, including public safety and criminal justice, health, social services, land use, recreation, environment, administration, and finance. The following is an overview of the General Fund:

### General Fund appropriations total \$1,023.7 million next fiscal year, an increase of \$131.4 million over the current year adopted budget.

A technical change that increased appropriations and revenue was the CP charges and credits, which were budgeted as an expense and revenue, respectively, instead of the prior method of contra-expense, where only the expenditure was affected. This change increased General Fund expenditures and revenues by \$65.7 million and \$60.6 million, respectively. Excluding this change, operating expenditures increase by \$65.7 million. Most of the increase is driven by \$48.9 million higher cost for employee salaries and benefits, of which \$28.2 million is due to wage increases from negotiated salary adjustments from labor agreements and backlogged base wage study implementation. The Recommended Budget for the General Fund includes a decrease of 123.5 vacant positions to begin the alignment of operational expenditures with ongoing revenues. Even with a significant reduction of vacant positions, countywide labor cost is the main cost driver. The remaining \$17.7 million increase in the salaries and benefits category is due to rising pension and health insurance costs.

Increases in other areas include: \$12.9 million in higher appropriations to support program growth in clinic services and public health; \$6.1 million higher expenditures due to growth in entitlement programs such as California Work Opportunities and Responsibility to Kids (CalWORKS) and higher expenses associated with placements in foster care for children with acute needs; and \$10.3 million in appropriations related to new state grants supporting homelessness programs.

**Revenue increases \$130.7 million over the current year's adopted budget.** An increase of \$60.6 million is due to the change in budgeting for CP credit as revenue. The remaining \$70.1 million is derived from program and non-program revenue growth. Program revenue increases by \$59.0 million, with growth driven primarily by: expanded clinic and public health services to meet demand resulting in higher Charges for Services; growth in social service programs such as CalWORKS; increased state grants for homelessness programs; state grant for Pajaro recovery project; and increased realignment transfers to the General Fund for public safety, health, and social service programs. Due to strong assessments, non-program revenue will increase \$11.1 million next year, with most of the increase from property tax revenue (\$10.8 million).

**Recommended use of one-time funds includes \$19.2 million to support department programs and funding needs arising from cost pressures.** Departmental restricted fund balance is utilized by the Health Department (\$10.5 million) to cover a liability payment to the state related to the true-up of payments (adjustment payment made after an initial estimate or projection, to account for any differences between the initial amount and the actual amount) received and services rendered in health clinics and for environmental health oversight. The Department of Social Services plans to utilize \$2.2 million in restricted funds for its community programs. Public safety departments plan to use \$650,405 in departmental restricted fund balance for expenses that meet the restrictions of the funds. Additionally, the Recommended Budget includes cancellation of assignments, including \$5.4 million from the Contingencies Assignment to partially fund the contingencies appropriation in the General Fund and free up resources to fund augmentations for offices/departments impacted by rising cost pressures. Other uses include \$201,612 from the Cannabis Assignment to continue to fund the Climate Action Plan [strategic framework for reducing greenhouse gas (GHG) emissions and adapting to the effects of climate change]; \$125,214

General Fund	2023-24 Actual	2024-25 Adopted	2025-26 Recommended
<b>Expenditures</b>			
Salaries & Benefits	\$ 505.0	\$ 560.7	\$ 606.5
Services & Supplies	186.9	208.5	214.8
Other Charges	83.0	65.6	140.2
Fixed Assets	6.0	14.9	20.5
Op. Transfers Out	49.4	34.2	32.9
Contingencies	-	8.4	8.7
<b>Total Expenditures</b>	<b>\$ 830.2</b>	<b>\$ 892.3</b>	<b>\$ 1,023.7</b>
<b>Revenues</b>			
Taxes	\$ 281.2	\$ 285.2	\$ 297.4
Licenses, Permits & Franchises	29.5	27.1	29.4
Fines, Forfeitures & Penalties	10.8	10.3	11.2
State & Federal Aid	303.9	313.7	343.8
Charges for Services	83.8	87.4	99.1
Other Revenues	156.2	150.1	223.6
<b>Total Revenues</b>	<b>\$ 865.3</b>	<b>\$ 873.8</b>	<b>\$ 1,004.5</b>
<b>Use of Fund Balance</b>	<b>\$ (35.1)</b>	<b>\$ 18.5</b>	<b>\$ 19.2</b>
<b>FTE Positions</b>	<b>3,579.7</b>	<b>3,600.7</b>	<b>3,477.2</b>

\*Amount in Millions, may not add up due to rounding.

from the Compensated Absences Assignment to fund community requests; and \$22,000 from the General Capital Assignment to fund the Elections Department’s voting equipment.

**Provides funding to the Road Fund to support road maintenance.** It is recommended that \$6.5 million be contributed to the Road Fund to meet the voter-approved Measure X (Transportation Safety and Investment Plan approved on November 8, 2016, by Monterey County voters) Maintenance-of-Effort (MOE) requirement. This is a reduction of \$3.1 million from the current year’s adopted budget.

**Includes Transient Occupancy Tax (TOT) funding for external agencies that support public safety and promote tourism, arts, and economic development.** The Recommended Budget provides for contributions to Development Set Aside (DSA) Agencies, fire agencies, and 9-1-1 user agencies. Contributions to the DSA agencies and the Monterey County Business Council (MCBC) total \$2.2 million in the next fiscal year, a reduction of \$842,975 from the current year’s adopted budget. Discretionary contributions of Proposition 172 (1993) (Public Safety Sales Tax) funds to the fire agencies and 9-1-1 dispatch center user agencies total \$4.1 million and \$2.2 million, respectively.

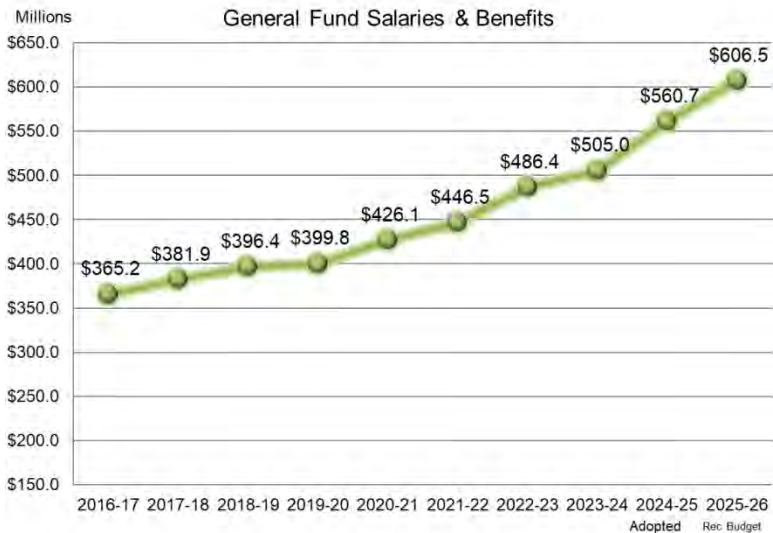
The recommended contributions to the Road Fund and the DSAs represent reduced amounts of \$4.1 million combined from their established formulas. These were redirected to fund county departmental requests impacted by cost pressures discussed below.

Fiscal Pressures Shaping the General Fund Budget

The following section outlines major cost drivers that are affecting the General Fund:

Employee compensation and growing workforce.

Salaries and benefits of \$606.5 million increased by \$45.9 million (8.2%) over the current year adopted budget. This includes wages of \$352.6 million that are \$28.2 million (8.9%) higher than the current year adopted budget, this is after county offices and departments included salary savings of \$33.7 million, primarily in the Departments of Health and Social Services, for expected vacant positions estimated at a 9% savings. The increase is prominent in FY 2025-26 because most bargaining units reached labor agreements in FY 2024-25 with wage increases that were effective in the current year, but unbudgeted. Many of the labor groups received a 4% COLA during the current fiscal year and will receive 4% increases in the next two fiscal years, with most agreements expiring June 30, 2027. Additionally, some classifications received wage adjustments due to backlogged base wage studies, and the County continues to undertake compensation studies for various classifications, typically resulting in higher compensation.



The Recommended Budget eliminates vacant positions for some offices and departments. A decrease of 123.5 positions (-3.4%) is recommended in the General Fund from the current year’s adopted budget. Despite the reduction of vacant positions, the growth in salaries and benefits costs remain considerable and is one of the main cost drivers.

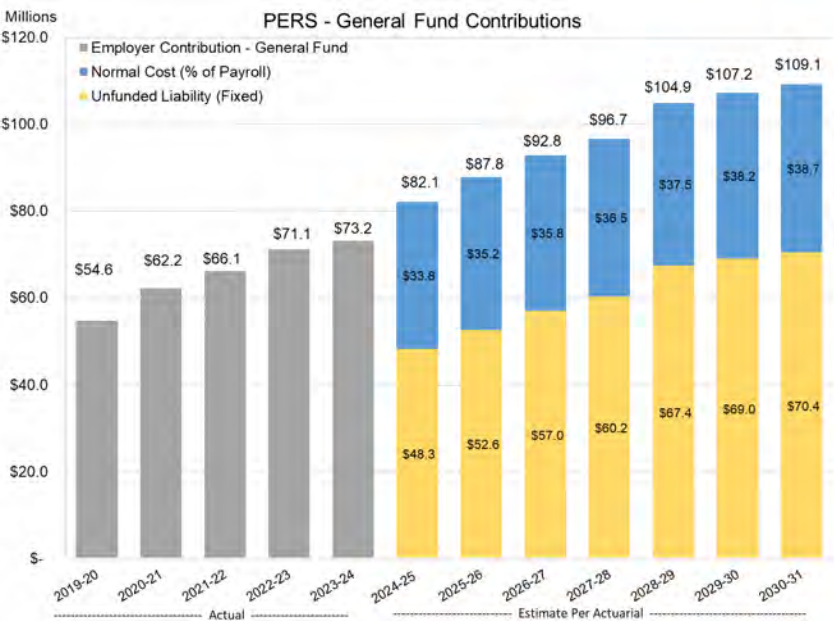
The impact of salaries and benefits has continued to magnify over the years, as wage increases from the prior year, rising pension costs, and health insurance premium increases accumulate. Additionally, over time, the County has added staff to its workforce, contributing to the growth in salaries and benefits. Employee salaries and benefits are the County’s most significant cost, representing 63.0% of the General Fund budget. The cost has grown from \$365.2 million in FY 2016-17 to \$606.5 million in FY 2025-26, an increase of \$241.4 million (66.1%). Through the current year adopted budget, General Fund positions increased by 149 (4.3%) since FY 2016-17; however, the Recommended Budget reduces positions by 123.5 (-3.4%) from the adopted budget. This position level is only 25 positions higher than in FY 2016-17, but the cost is 66% higher.

**Pension contributions continue to increase.** Contributions to the CalPERS pension fund have increased significantly since FY 2017-18 due to changes in CalPERS’ actuarial methodology and funding policies. Significant changes include lowering the discount rate to reflect CalPERS’ expected return on investments, updating demographic assumptions that show retirees live longer and require higher lifetime payouts of benefits, and accelerating payment of unfunded liabilities by changing



amortization policies. Part of the pension contributions go toward paying down unfunded liabilities; since FY 2017-18, this portion of the payment is fixed and not based on payroll, protecting the pension fund in situations where employers have declining payroll.

The projections in the PERS – General Fund Contributions chart are based on CalPERS’ actuarial valuations, which are built on actual payroll data obtained by CalPERS, and therefore, based on existing staffing levels and do not account for new positions. These estimates are based on current pension plans and assume no gains or losses to the current portfolio. Changes in any of the preceding matters will impact required contributions. The chart reflects the projected fixed contributions toward unfunded liabilities, about 60% of the total contributions. The Recommended Budget includes funding for required employer contributions for regular costs and unfunded liability. The estimated \$52.6 million in the General Fund and \$81.2 million, including all funds, go toward paying down the County’s unfunded pension liability.



Pension costs also impact county employees. Over the years, employees have also contributed to the CalPERS pension fund because of ongoing fiscal pressures and pension reform. In the upcoming fiscal year (FY 2025-26), based on actuarial information, employees will contribute an estimated \$38.3 million for all funds into the miscellaneous and safety pension plans.

**Unfunded pension liabilities.** Despite rising employee and employer contributions toward pensions, the County has an unfunded liability of \$1.0 billion for the Miscellaneous and Safety Plans as of the latest valuation report by CalPERS, an increase of \$63.4 million from the previous report. The significant jump in unfunded liability as of June 30, 2022 was due to investment losses realized. Investment returns have since improved; however, unfunded liability is not expected to improve dramatically. As of June 30, 2023, the return on investment is still under the assumption of 6.8% utilized by CalPERS. Moreover, the unfunded liability is also affected by amortization policies on losses and other assumptions, such as higher projected benefits and covered payroll.



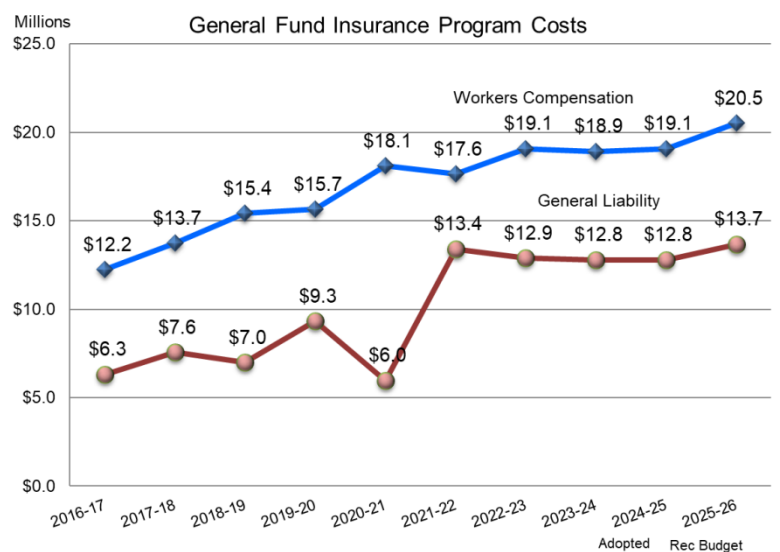
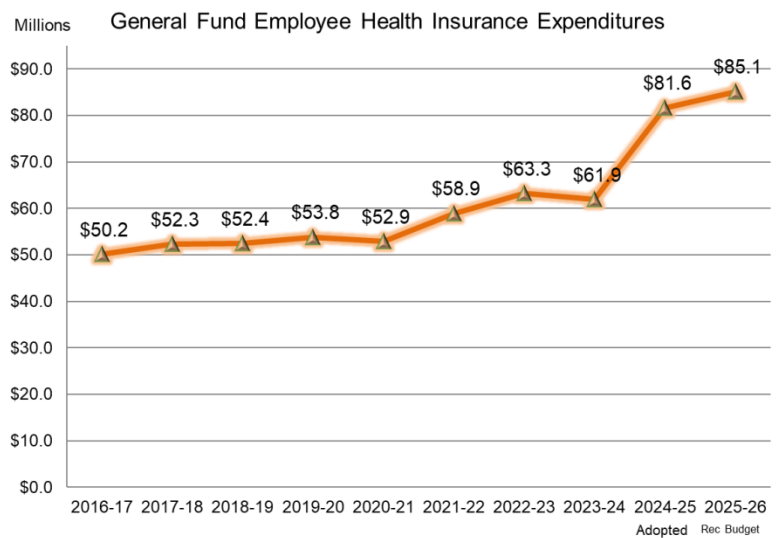
The Board of Supervisors adopted a pension liability policy on June 2, 2021 (Resolution 21-147), and the County established an Internal Revenue Service (IRS) Section 115 pension trust, which serves as an investment vehicle outside of the County’s Treasury Pool to generate proceeds to address future pension liability obligations. The County had previously implemented a supplemental pension contribution charge to offices and departments to contribute on an ongoing basis to the pension trust fund; the last contribution charged to offices and departments was in FY 2023-24 (\$10.9 million in the General Fund and \$15.2 million in all funds). The charges were suspended in the FY 2024-25 Recommended Budget as resources were redirected to other critical programs and services. Although there is no planned contribution to the pension trust, the Recommended Budget includes \$6.3 million from the trust to pay toward the unfunded accrued liability payment, representing the increase in the Miscellaneous and Safety plans in FY 2025-26 across all funds.

**Health insurance premiums continue to rise.** The Recommended Budget includes \$85.1 million for health insurance costs, an increase of \$3.5 million (4.3%) over the FY 2024-25 Adopted Budget. Recent increases beginning in FY 2022-23 result from higher contributions for premiums under negotiated labor contracts. Another factor impacting the increase is position growth over the years. Historically, the County has absorbed yearly premium increases, which is a significant cost pressure. The County's cost of health care insurance has cumulatively increased by \$34.9 million (70% increase) since FY 2016-17.

It should be noted that the County typically has salary and benefit savings due to vacancies. The budget figures on the Health Insurance Expenditures chart for FY 2024-25 and FY 2025-26 do not reflect savings. However, salary savings/vacancy assumptions are factored into the overall salary and benefit figures in the adopted and recommended budgets to account for the potential lower number of filled positions.

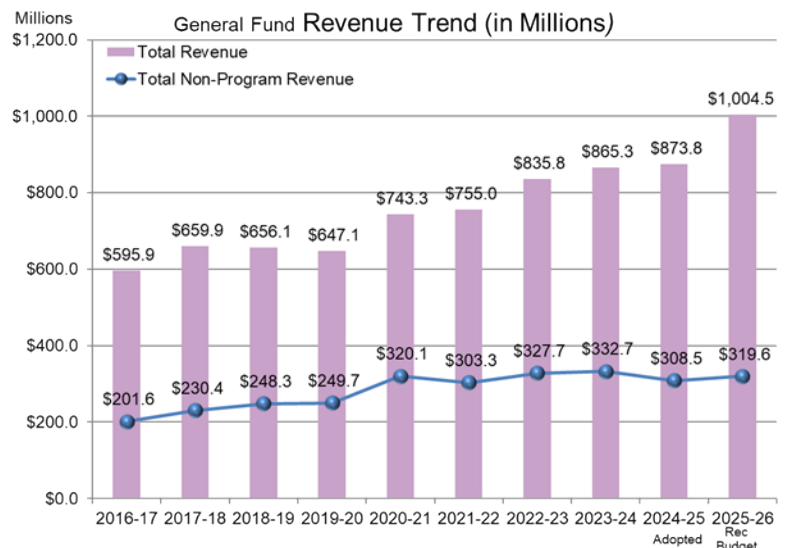
**Workers' Compensation and General Liability program costs.** In recent years, costs for Workers' Compensation (WC) and General Liability (GL) have levelled off. However, costs are still significant for the County and are \$15.6 million (84.3%) higher than in FY 2016-17. Both programs are forecasted to increase 10-15% in the following two fiscal years. Additionally, the programs may be impacted by changes in actual claims as compared to the actuarial estimates and by investment return on assets.

The General Fund Insurance Program Costs chart reflects the historical trend for WC and GL costs. Due to budgetary constraints, the decrease in FY 2020-21 for GL costs reflects the suspension of approximately \$8.5 million in charges of GL non-recoverable costs to General Fund offices and departments. That was a one-time funding solution, and in FY 2021-22, the increased costs resumed. The WC and GL insurance programs are based on a 70% funding confidence level.



## General Fund Revenue

Overall, General Fund revenue increases by \$130.7 million in the next fiscal year. Excluding the change in the CP credits (\$60.6 million), General Fund revenue increases by \$70.1 million. Significant increases come from federal and state aid for caseload and grant increases in CalWORKs in the Department of Social Services, increased charges for services in the Health Department due to the expansion of clinic services and public health programs, and new grant revenue for homelessness strategies and initiatives programs. Additionally, offices and departments are utilizing about \$15.0 million more in realignment funds over the current year adopted budget for social service, health, and public safety programs in the General Fund. General Fund revenue comprises about two-thirds of





the program revenue generated by offices and departments for their specific programs, and about one-third is discretionary revenue.

Discretionary revenue increases \$11.1 million (3.6%) from the adopted budget. The bulk of the increase is due to property tax, since assessments remain strong and are anticipated to increase by \$10.8 million based on projections from the Assessor's Office. Other positive changes to discretionary revenue include \$1.9 million of the new Transaction and Use (Measure AA), a 1% tax in the County's unincorporated areas, and slightly higher TOT and franchise fees. Offsetting decreases include eliminating \$1.8 million of budgeted ARPA revenue since that funding concluded in the current year, in addition to lower cannabis tax, tobacco settlement funds, and sales and use tax based on current collection trends.

Revenue	2023-24 Actual	2024-25 Adopted	2025-26 Recommended	Change from Rec. to Adopt.
Property Tax	222,691,362	226,902,085	237,714,460	10,812,375
Transient Occupancy Tax	38,564,453	38,838,898	39,227,287	388,389
Cannabis Tax	4,992,948	4,000,000	3,500,000	(500,000)
Vehicle License Fees	453,686	270,725	458,205	187,480
Sales & Use Tax	14,968,064	15,465,502	15,088,516	(376,986)
Transaction & Use Tax	0	0	1,873,677	1,873,677
Franchise Fees	9,251,576	7,151,144	7,801,216	650,072
Tobacco Settlement	3,819,638	4,283,004	3,819,638	(463,366)
Federal Aid	17,067,809	1,823,993	0	(1,823,993)
Other	20,915,109	9,725,586	10,094,176	368,590
<b>Total</b>	<b>332,724,645</b>	<b>308,460,937</b>	<b>319,577,175</b>	<b>11,116,238</b>

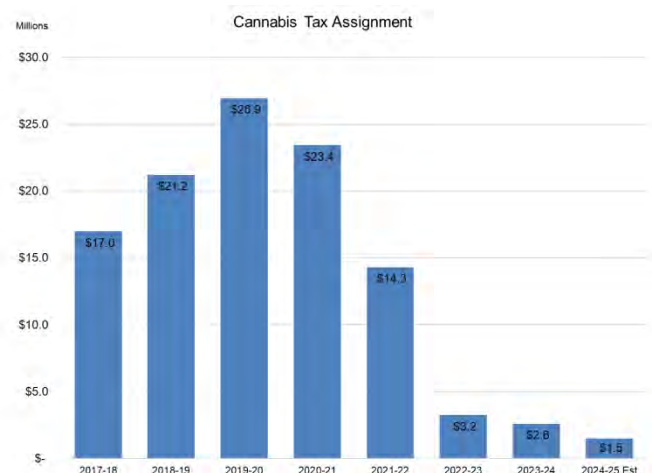
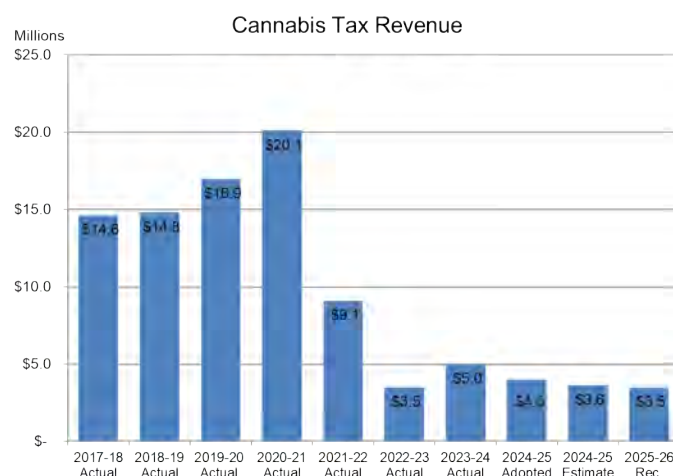
The next fiscal year assumes no negative developments and that current economic conditions do not deteriorate. It is important to note that TOT is highly sensitive to the economy, and a recession would rapidly impact this revenue, as well as sales and use tax revenue.

## Cannabis Revenue and Assignment

Previously, cannabis revenues were utilized for the cannabis regulation program only, with excesses reserved in an assignment for Board of Supervisors-directed purposes. Beginning FY 2020-21, the Board of Supervisors approved all ongoing cannabis revenue as discretionary revenue, providing offices and departments with funds to continue programs at risk due to insufficient funding.

During FY 2021-22, the Board of Supervisors approved reductions to cannabis tax rates, resulting in a decrease of \$9.7 million from the \$18.8 million budget. The FY 2022-23 Adopted Budget included \$7.4 million; however, due to further reductions approved by the Board of Supervisors, actual revenues were \$3.5 million. The FY 2023-24 actuals increased over the prior year, primarily due to payment plans for deferred taxes for previous years. The current year estimate reflects lower than budgeted cannabis revenue of about \$400,000. The Recommended Budget includes \$3.5 million based on the latest information, including current square footage and rates. Further tax reductions, payment arrangements, or closures would impact the actual revenue received, creating an imbalance in the budget requiring modifications.

The Board of Supervisors has funded many critical needs over the years through the assignment. The balance was estimated to be depleted by FY 2024-25 due to approved uses in the adopted budget. The revised balance reflects a \$1.1 million swap of funding from the Sheriff's Office body-worn cameras of previously allocated cannabis in the current year to ARPA funds, which freed up Cannabis Assignment dollars. No additions to the assignment are anticipated, given the reduced cannabis revenue. Still, there may be lower uses to the extent authorized uses have lower expenses due to program or project completion delays.



## Baseline Budgets and Requested Augmentations

In March, the County Administrative Office presented the Financial Forecast, which estimated a deficit of \$43.3 million for FY 2025-26 due to significant cost pressures, resulting predominantly from wage increases stemming from approved labor agreements and backlogged base wage study implementations. Additional cost pressures include rising pension and health care costs. Contributing to the deficit, was the elimination of one-time funding solutions used in the FY 2024-25 Adopted Budget including \$5.2 million of Unassigned Fund Balance used to fund ongoing needs; and the suspension of the supplemental UAL contribution to the Pension Trust Fund, which was a one-time funding solution that provided \$10.4 million in FY 2024-25 to fund augmentations. These sources are unavailable, yet costs continue to outpace other ongoing resources.

In March, departments submitted initial baseline budgets, which communicated what level of operations can be afforded with preliminary General Fund Contributions (GFC). General Fund office and departments start out with a base-level GFC allocation, adjusted for variances in WC and GL payments and CP charges, so that it remains budget neutral. Initially, all discretionary revenue growth was allocated to offices and departments for utilization in baseline budgets.

At the March 25, 2025 Budget Workshop, the Board of Supervisors was presented with the status of the baseline budgets and requested augmentations, and the Board provided direction to staff. The County Administrative Office presented available one-time funding options for augmentations and potential redirection of resources to maintain critical programs and services at risk of elimination.

County offices and departments reduced baseline budgets to meet allocated GFC targets. They submitted augmentation requests for gaps in funding status quo operations because of cost pressures, for expansion of programs, adding new programs, and for infrastructure. General Fund office and departments reduced 201 positions from their baseline budgets to meet their GFC targets. Offices and departments did not request to restore all eliminated positions; for example, the Department of Social Services deleted 79 positions and only submitted augmentations for three, while the Department of Child Support Services permanently eliminated nine. These departments are eliminating vacant positions to align expenditures with ongoing revenues, as revenues are not keeping pace with costs. General Fund office and departments requested augmentations for 49.1 filled and 62 vacant positions to maintain status quo operations.

General Fund augmentation requests totaled \$57.9 million in expenditures, offset by \$1.5 million of revenues, for a net request of \$56.4 million. Augmentations for capital projects totaled \$64.2 million, and details of the requests are included in Attachment A. The following table breaks out augmentations in the General Fund and other funds.

Requested Augmentations by Fund	Req. FTE	Sum of Exp.	Sum of Rev.	Net Request	Rec FTE	Sum of Recommended
<b>1001</b>						
<b>General</b>	<b>180.6</b>	<b>57,849,125</b>	<b>1,474,995</b>	<b>56,374,130</b>	<b>62.1</b>	<b>13,124,798</b>
Contribution to Other Funds	-	308,226	-	308,226	-	208,226
New Mandated Program/Service w/ General Fund Funding	-	738,000	-	738,000	-	415,797
New Program/Service w/ General Fund Funding	1.0	3,733,329	-	3,733,329	-	463,787
New Program/Service w/ Outside Funding	2.0	561,482	561,482	-	2.0	-
Request New Position	66.5	12,092,608	727,055	11,365,553	7.0	(2)
Status Quo Filled Position	49.1	8,714,620	-	8,714,620	49.1	8,714,594
Status Quo Other	-	21,472,251	-	21,472,251	-	3,046,280
Status Quo Vacant Position	62.0	10,228,609	186,458	10,042,151	4.0	276,116
<b>1310</b>						
<b>Behavioral Health</b>	<b>7.0</b>	<b>2,104,141</b>	<b>2,104,141</b>	<b>-</b>	<b>7.0</b>	<b>2</b>
Request New Position	7.0	2,104,141	2,104,141	-	7.0	2
<b>1331</b>						
<b>Health and Welfare Realignment Public Health</b>	<b>-</b>	<b>299,822</b>	<b>-</b>	<b>299,822</b>	<b>-</b>	<b>299,822</b>
Request New Position	-	299,822	-	299,822	-	299,822
<b>1340</b>						
<b>Emergency Communications</b>	<b>6.0</b>	<b>972,156</b>	<b>972,156</b>	<b>-</b>	<b>6.0</b>	<b>-</b>
Status Quo Vacant Position	6.0	972,156	972,156	-	6.0	-
<b>1380</b>						
<b>Hitchcock Road Animal Services</b>	<b>-</b>	<b>644,196</b>	<b>316,364</b>	<b>327,832</b>	<b>-</b>	<b>75,000</b>
New Program/Service w/ General Fund Funding	-	644,196	316,364	327,832	-	75,000
<b>1930</b>						
<b>Capital Projects</b>	<b>-</b>	<b>64,216,413</b>	<b>-</b>	<b>64,216,413</b>	<b>-</b>	<b>-</b>
Capital Improvements	-	64,216,413	-	64,216,413	-	-
<b>2020</b>						
<b>Parks Lake and Resort Operations</b>	<b>-</b>	<b>1,000,000</b>	<b>-</b>	<b>1,000,000</b>	<b>-</b>	<b>-</b>
Capital Improvements	-	1,000,000	-	1,000,000	-	-
<b>Grand Total</b>	<b>193.6</b>	<b>127,085,853</b>	<b>4,867,656</b>	<b>122,218,197</b>	<b>75.1</b>	<b>13,499,622</b>

**Position impacts \$19.2 million.** Position-related impacts for baseline budgets included \$8.7 million for 49.1 filled positions including five sworn officers and 15 professional positions in the Sheriff's Office; 13 positions in the District Attorney's Office; 15 positions in the Office of the Public Defender; one position in the Department of

Emergency Management; and a partially filled position in Cooperative Extension. Offices and departments requested \$10.2 million to restore 62 vacant positions in the General Fund, including 29 positions in the Sheriff's Office which consists of 16 sworn officers and 13 professional positions; the District Attorney's Office included 13 vacant positions which consists of nine attorneys and four support positions; nine positions in the Public Works, Facilities and Parks Department; three positions in the County Counsel's Office; three positions in the Department of Social Services including two for community benefits and one for CalWORKs; two positions in the Human Resources Department; and three positions in the Assessor's Office. Additionally, \$308,226 was requested to restore non-General Fund positions at risk of elimination, including six vacant dispatcher positions in the Emergency Communications Department.

**Other status quo needs \$21.5 million.** County offices and departments requested other status quo needs to continue current service levels. Examples of these requests include the Department of Emergency Management's Emergency Operations Center budget; the Elections Department's operational costs to carry out a scheduled primary election; the Housing and Community Development Department's on-call services for building and planning; the Public Works, Facilities and Parks Department custodial and security services for county facilities, unscheduled maintenance at county facilities, contributions to Vehicle Asset Management Program (VAMP), temporary staff for lakes; the County Administrative Office's Sustainability Program's funding for the Climate Action Plan; the Human Resources Department legal service related to labor negotiations; the Department of Social Services Out-of-Home care costs for placement of children in foster care and General Assistance; the Sheriff's Office inmate medical care and body-worn cameras; and a range of other needs across offices and departments to meet status quo operations.

**New positions \$11.4 million.** County offices and departments requested 73.5 new positions; including 47 for \$10.0 million for 34 sworn officer positions and 13 professional positions in the Sheriff's Office; 16 in the Health Department with offsetting program revenue (including seven positions in their Behavioral Health Bureau); 4.5 in Public Works, Facilities and Parks for \$313,781; three were requested for the Department of Emergency Management for \$526,906; and the remainder were requested in the Human Resources Department (1.0), Information Technology Department (1.0), and Clerk of the Board's Office (1.0).

**New Programs \$5.0 million.** Requests include general plan housing update; Chualar community plan; funding for the Emergency Operations Plan; low-cost spay and neuter mobile clinics; funding for four new positions in Animal Services leveraging funding from the shared cost with City of Salinas; technology for land use permitting; implementation new Civil Rights programs; funding to install additional Flock Safety cameras [security system that utilizes Automatic License Plate Readers (ALPRs) to capture vehicle data] throughout the County; upgrade for a computer system at the County Jail; preventative maintenance at county facilities; and enhanced security service at county office buildings. There are an additional three new positions requested under new programs: two new investigators in the District Attorney's Office and one Management Analyst in Department of Emergency Management.

**Capital Projects \$64.2 million.** The Public Works, Facilities and Parks Department submitted requests for capital projects including improvements to county-owned buildings, library projects, improvements and repairs to Lake San Antonio, and repairs at several County Sanitation Districts and County Service Areas. The Information Technology (IT) Department also submitted requests for IT infrastructure projects.

## Recommended Augmentations

During the March Budget Workshop, the Board of Supervisors gave general suggestions to the County Administrative Office. The feedback from the workshop resulted in the prioritization of augmentation requests to the extent of resource availability. As in prior years, the baseline budget allocated all discretionary revenue to departments. Revisions to discretionary revenue provided \$1.0 million for augmentations. Alternative funding sources were identified, primarily consisting of \$5.4 million of reserve funds designated for contingencies; \$4.1 million in TOT funds that were redirected from contributions to the Road Fund and DSA agencies; \$1.9 million in revenue from of a new 1% Transaction and Use Tax (Measure AA); and \$348,824 in use of assigned funds. The primary funding sources for recommended augmentations include:

- **\$5.4 million Contingency reserve funds utilized to fund the contingency appropriation, which freed up discretionary revenue to fund augmentations.** Reserve funds were identified to fund the appropriation contingency within the Recommended Budget, initially funded with discretionary revenue. This funding is not from the contingency appropriation itself, which is fully funded for unplanned contingencies during the budget year. This allowed discretionary revenue funds initially used for the contingency appropriation to be reallocated to fund 22 filled positions within the Sheriff's Office and the District Attorney's Office, as well as other critical programs within the Departments of Social Services and Public Works, Facilities and Parks.

- **\$4.1 million in redirected TOT funds.** The Recommended Budget redirects \$3.2 million of the Road Fund contribution (reduces from \$9.6 million to \$6.5 million) and \$881,585 from the DSAs (reduces from \$3.0 million to \$2.2 million) to fund 20 filled positions within the District Attorney's Office and the Office of the Public Defender.
- **\$1.9 million in new Measure AA funds.** Those augmentations determined to meet the criteria for the newly passed ordinance establishing a 1% transaction and use tax in county unincorporated areas, fund three filled sworn officers in the Sheriff's Office, spay and neuter clinics, and the Housing and Community Development Department's planning programs.
- **\$1.0 million discretionary revenue.** Revenue projections were revised after baseline submissions, primarily from positive property tax projections based on the Assessor's data and slight reductions to other sources, with a net positive result to fund augmentations for filled positions in the Office of the Public Defender and the Department of Emergency Management.
- **Other one-time funds.** The Cannabis Assignment (\$201,612) is funding the Climate Action Plan in the County Administrative Office's Sustainability program, for which funds are carried over from the current year; the Compensated Absences Assignment (\$125,214) and other one-time reallocated funds (\$374,786) were utilized to fund \$500,000 for community requests; and \$22,000 from the General Capital Assignment is used to fund the Elections Department's voting equipment.

**General Fund Augmentations** - In reviewing requests for augmentation, recommendations were prioritized based on feedback received at the Budget Workshop. Augmentation requests were prioritized with at-risk filled and vacant positions, leveraging sustainable revenue from other agencies. Additionally, recommendations for critical programs and services were shared, albeit in some cases, funding was recommended at a lower amount due to funding constraints. In total, \$13.1 million (net of offsetting revenues) was recommended in augmentations in the General Fund.

Fund / Department	Rec. FTE	Expenditures	Revenues	Net Request	Recommended
<b>1001</b>	<b>62.1</b>	<b>15,866,687</b>	<b>1,288,537</b>	<b>14,578,150</b>	<b>13,124,798</b>
Assessor-County Clerk-Recorder	3.0	403,114	-	403,114	-
Board of Supervisors	0.0	500,000	-	500,000	500,000
Civil Rights Office	0.0	24,000	-	24,000	18,000
Cooperative Extension Service	0.1	9,219	-	9,219	9,219
County Administrative Office	0.0	509,838	-	509,838	409,838
Department of Emergency Management	1.0	129,370	-	129,370	129,370
District Attorney	15.0	3,324,944	561,482	2,763,462	2,763,462
Elections	0.0	22,000	-	22,000	22,000
Health	5.0	848,837	727,055	121,782	89,998
Housing and Community Development	0.0	1,123,787	-	1,123,787	936,287
Public Defender	15.0	2,865,882	-	2,865,882	2,865,873
Public Works, Facilities and Parks	2.0	903,000	-	903,000	673,047
Sheriff-Coroner	21.0	3,222,805	-	3,222,805	3,222,786
Social Services	0.0	1,979,891	-	1,979,891	1,484,918
<b>1310</b>	<b>7.0</b>	<b>2,104,141</b>	<b>2,104,141</b>	<b>-</b>	<b>2</b>
Health	7.0	2,104,141	2,104,141	-	2
<b>1331</b>	<b>0.0</b>	<b>299,822</b>	<b>-</b>	<b>299,822</b>	<b>299,822</b>
Health	0.0	299,822	-	299,822	299,822
<b>1340</b>	<b>6.0</b>	<b>972,156</b>	<b>972,156</b>	<b>-</b>	<b>-</b>
Emergency Communication	6.0	972,156	972,156	-	-
<b>1380</b>	<b>0.0</b>	<b>200,000</b>	<b>98,220</b>	<b>101,780</b>	<b>75,000</b>
Health	0.0	200,000	98,220	101,780	75,000
<b>Grand Total</b>	<b>75.1</b>	<b>19,442,806</b>	<b>4,463,054</b>	<b>14,979,752</b>	<b>13,499,622</b>

Recommended augmentations approve 50.1 filled and 3.0 vacant unfunded positions. The requested augmentations reflect 49.1 filled requested positions; however, one vacant position was filled as of this writing and thus was recommended for funding. Augmentations also approved nine new positions, entirely funded with departmental revenue, including five in Health, two in the District Attorney's Office, and two in Public Works, Facilities and Parks. Recommended augmentations include:

- \$3.2 million for the Sheriff's Office, including \$2.5 million from contingency reserve and \$749,888 in Measure AA funds for 20 filled and one vacant position augmentation, which has subsequently been filled. Those filled include five deputies, one sergeant, and 15 professional positions. The Measure AA funds were utilized for two deputies and a sergeant.



- \$2.9 million for the Office of the Public Defender, including \$2.0 million from redirection of TOT funds and \$0.9 million from discretionary revenue to fund 15 filled positions. Those filled include two investigators, five attorneys, five legal secretaries, an accountant, an account clerk, an administrative secretary, and five temporary positions.
- \$2.8 million for the District Attorney's Office, including \$2.1 million from redirection of TOT funds and \$0.7 million of contingency reserve to fund 13 filled positions. Those filled include nine criminal attorneys, three criminal investigators, and one civil investigator. Two new investigators were funded with departmental program revenue.
- \$1.5 million for the Department of Social Services, including \$1.1 million to fund the Out-of-Home Care program for the placement of children with acute needs in foster care, and \$359,918 for the General Assistance Program, both funded from the contingency reserve.
- \$936,287 for the Housing and Community Development Department from Measure AA funds for consultant services for planning and building checks, the Chualar community plan, and the General Plan Update.
- \$673,047 for the Public Works, Facilities, and Parks Department, including \$534,750 from contingency reserve to fund custodial service; \$97,500 from Measure AA funds for temporary Parks staff; and \$40,797 from restricted funds for Lake San Antonio landfill gas monitoring. Additionally, two new sanitation worker assistants were added, funded by sanitation district revenue.
- \$500,000 for the Board of Supervisors to fund community requests in their respective districts, funded by a one-time reallocation of GFC and Compensated Absences Assignment.
- \$409,836 to the County Administrative Office, including \$201,610 from the Cannabis Assignment for the Climate Action Plan and \$208,226 from the contingency reserve for the County's share-of-cost of the Emergency Communication Department's request to fund six vacant dispatcher positions, leveraging funds from other user agencies.
- \$129,370 for the Department of Emergency Management to fund a filled administrative secretary position.
- Other augmentations include \$90,000 to the Health Department for spay and neuter clinics and overtime for enforcement of unpermitted food operations; \$22,000 to the Elections Department for voting equipment; \$18,000 to the Civil Rights Office for investigations; and \$9,219 to the Cooperative Extension to restore a partially filled position. Additionally, the Assessor's Office was approved to retain its three requested vacant positions without funding.

## Remaining Unfunded Needs

Remaining unfunded requests are described below and Attachment A includes further details. Unfunded requests total \$42.0 million. Capital project augmentations totaling \$64.2 million were not included in the Recommended Budget and will be presented for consideration at the Budget Hearings; the capital project augmentations list is provided in Attachment A.

Fund / Augmentation Category	Req FTE	Expenditures	Revenues	Net Request
<b>General</b>				
<b>1001</b>	<b>118.5</b>	<b>41,982,438</b>	<b>186,458</b>	<b>41,795,980</b>
New Mandated Program/Service w/ Ge	0.0	178,000	-	178,000
New Program/Service w/ General Fund	1.0	3,237,762	-	3,237,762
Request New Position	59.5	11,365,551	-	11,365,551
Status Quo Other	0.0	17,651,748	-	17,651,748
Status Quo Vacant Position	58.0	9,549,377	186,458	9,362,919
<b>Hitchcock Road Animal Services</b>				
<b>1380</b>	<b>0.0</b>	<b>444,196</b>	<b>218,144</b>	<b>226,052</b>
New Program/Service w/ General Fund	0.0	444,196	218,144	226,052
<b>Grand Total</b>	<b>118.5</b>	<b>42,426,634</b>	<b>404,602</b>	<b>42,022,032</b>

**New position requests.** A total of 60.5 new positions (\$11.6 million) were not recommended including: 47 positions in the Sheriff's Office (\$10.0 million) which included 34 sworn officer and 13 professional staff positions to expand managerial oversight and increase jail and patrol staffing; three positions in the Department of Emergency Management (\$526,906) including a public information specialist and two new management analyst positions; 2.5 positions in the Public Works, Facilities, and Parks Department (\$313,781) including a real property specialist, a half-time fleet position, and a supervising sanitation worker; four positions in the Health Department (\$226,052) for animal services; and other new position requests in the Clerk of the Board's Office, the Human Resources Department, and Information Technology Department.

**Vacant positions eliminated or unfunded.** Unfunded vacant positions totaled 58 for \$9.4 million. The table below lists the offices and departments that requested augmentations for vacant positions, but were not recommended:

Fund / Augmentation Category	Req FTE	Expenditures	Revenues	Net Request
<b>Status Quo Vacant Position</b>				
<b>1001</b>	<b>58.0</b>	<b>9,549,377</b>	<b>186,458</b>	<b>9,362,919</b>
County Counsel	3.0	569,786	-	569,786
District Attorney	13.0	1,811,936	-	1,811,936
Human Resources	2.0	421,914	-	421,914
Public Works, Facilities and Parks	9.0	1,274,018	-	1,274,018
Sheriff-Coroner	28.0	5,098,809	-	5,098,809
Social Services	3.0	372,914	186,458	186,456
<b>Grand Total</b>	<b>58.0</b>	<b>9,549,377</b>	<b>186,458</b>	<b>9,362,919</b>

**Other status quo needs.** County offices and departments requested other augmentations to maintain status quo operations, totaling \$17.7 million. Unfunded requests include the Elections Department for \$1.5 million to carry out the Primary Election in 2026; the Public Works, Facilities, and Parks Department had \$3 million in unfunded requests for unscheduled facilities maintenance (\$1.0 million), security services at county facilities (\$1.1 million), Carmel Lagoon sandbar management, contribution to VAMP, encampment cleanup, and Ford Ord maintenance (\$960,564 combined requests); Sheriff's Office had \$11.3 million to continue the agreement for body-worn cameras (\$2.2 million), inmate medical care anticipated increase (\$7.2 million), and overtime (\$2.0 million); and the Department of Emergency Management had \$693,542 for the Emergency Operations Center Budget (\$600,000) and the management of the Assembly Bill 102 (Chapter 38, Statutes of 2023) grant.

**New mandated programs.** Requests for \$140,000 for the Emergency Operations Plan and \$38,000 for Civil Rights Act Plan implementation (Title VI) remain unfunded.

**New or expanded programs remain unfunded.** The Public Works, Facilities, and Parks Department for \$1.7 million in requests, such as preventative maintenance (\$1.0 million), new mobile shred truck (\$386,520), and enhanced security services at county offices (\$350,000 combined requests) were not included in the Recommended Budget. The Sheriff's Office for \$1.2 million in requests, including an upgrade to the jail computer system (\$800,000) and installing additional Flock Security cameras throughout the County to enhance public safety and security (\$400,000) were not included in the Recommended Budget.

**Unfunded Capital Projects.** Capital improvement requests of \$64.2 million are not included as they are unfunded. These include improvements to the various county-owned facilities, such as Schilling Campus, the County Jail, juvenile hall, libraries, the Lakes, etc.

## Next Steps

The Recommended Budget will be presented at the Budget Hearings commencing on May 28<sup>th</sup>. The County Administrative Office will present an overview of the spending plan, and the Board of Supervisors will hear presentations from Elected Officials and Appointed Department Heads. In addition, input from individuals and organizations within the community is anticipated. During the budget hearings, the Board may make additions, reductions, or modifications to the recommended spending plan, and can consider other options, presented below, for potential funding of additional requests.

- **Contingencies appropriation.** Per the General Financial Policy, the budget includes 1% of estimated General Fund revenues (\$8.7 million for FY 2025-26) for operational contingencies that arise in the next fiscal year. Contingencies are considered one-time funding; therefore, to the extent these funds are utilized to fund ongoing operations, funding gaps will emerge in the subsequent budget cycle.
- **Cannabis Tax Assignment.** The Cannabis Assignment is estimated to have a balance of \$1.3 million available. The assignment is considered one-time funding; therefore, to the extent these funds are utilized to fund ongoing operations, funding gaps will emerge in the subsequent budget cycle.
- **Measure AA Funds.** The Board enacted a new sales tax ordinance providing a 1% transaction and use tax effective April 1, 2025. The Recommended Budget incorporates \$1.9 million of these funds. This new revenue source is considered ongoing; however, caution is warranted as it has no established historical trend.
- **Redirection of resources.** The Board can direct the deletion or modification of county programs or contributions to other agencies funded in the Recommended Budget and redirect those resources to fund other requests.



## Other Funds

This section summarizes the Recommended Budget and anticipated fund balance for other major funds. Fund balance information for FY 2023-24 is derived from the County's financial system, which is different than what is presented in the Annual Comprehensive Financial Report (ACFR), which contains adjustments required per the Governmental Accounting Standards Board (GASB) to report changes in fair market value of investments.

### Natividad Medical Center (NMC)

Natividad Medical Center	Actuals 2023-24	Adopted Budget 2024-25	Current Year Estimate 2024-25	Recommended 2025-26
A. Beginning Fund Balance	\$ 359,530,015	\$ 373,483,649	\$ 373,483,649	\$ 386,937,108
B. Revenue	435,085,481	440,185,028	600,632,056	545,093,167
C. Use of Fund Balance	-	-	-	-
D. Total Financing, A+B+C	794,615,496	813,668,677	974,115,705	932,030,275
E. Expenditures	421,131,847	426,455,576	587,178,597	531,635,150
F. Assignments to Fund Balance	-	-	-	-
G. Total Financing Uses, E+F	421,131,847	426,455,576	587,178,597	932,030,275
H. Ending Fund Balance, D-G	\$ 373,483,649	\$ 387,213,101	\$ 386,937,108	\$ 400,395,125

The Recommended Budget for the NMC Enterprise Fund totals \$531.6 million in expenditures, financed by \$545.1 million in revenue, resulting in a \$13.2 million (3.5%) increase in fund balance.

Personnel and medical operating costs are the most significant cost drivers in the budget. Personnel costs are budgeted at \$319.9 million, an increase of \$33.7 million (11.8%) from the FY 2024-25 Adopted Budget. The increase is attributed to additional full-time equivalent (FTE) positions where the growth is primarily in nursing and volume-driven departments such as Medical/Surgical and Emergency. Employee step advances, higher employee benefit costs, and pay raises also contribute to the increase in personnel costs. Services and supplies are budgeted at \$105.1 million, a decrease of \$6.8 million from the FY 2024-25 Adopted Budget, primarily due to decreases in medical supplies and professional services usage. The remaining increase of \$79.3 million in expenditures is due to Intergovernmental Transfers (IGT) for various government funding programs, previously budgeted as a net amount, offsetting revenues.

The \$104.9 million increase in revenue over the FY 2024-25 Adopted Budget is primarily attributed to increased revenues from patient services and intergovernmental funding. In December 2021, the California Department of Health Care Services announced the approval of California Advancing and Innovating Medi-Cal (CalAIM) by the Centers for Medicare and Medicaid Services (CMS). This is the new waiver for California's public safety net providers effective January 1, 2022 through December 31, 2026.

CMS continues to evaluate the funding levels and regulations for Medicaid funding. NMC will monitor the CalAIM initiative to assess its impacts on reimbursement and inpatient/outpatient hospital service utilization. CalAIM may become the proposed model for a new five-year Medicaid waiver through CMS with different reporting requirements and new payment methodology. NMC has a capital project fund for projects exceeding \$100,000 in cost. NMC transfers funding as needed from the enterprise fund to the capital project fund and draws from the fund to pay for the projects.

## Road Fund

Road Fund	Actuals 2023-24	Adopted Budget 2024-25	Current Year Estimate 2024-25	Recommended 2025-26
A. Beginning Fund Balance	30,858,217	26,682,096	26,682,096	8,726,384
B. Revenue	81,540,715	61,290,800	62,439,232	60,746,391
C. Total Financing, A+B	112,398,932	87,972,896	89,121,328	69,472,775
D. Expenditures	85,716,836	77,900,547	80,394,944	61,420,006
E. Ending Fund Balance, C-D	26,682,096	10,072,349	8,726,384	8,052,769

The Recommended Budget for the Road Fund includes \$60.1 million in expenditures, supported by an estimated \$60.7 million in revenues, requiring the use of \$673,615 in fund balance.

The Road Fund has multiple funding sources, including the State Highway User Tax Account (HUTA); TOT; Road Maintenance and Rehabilitation Account (RMRA)/Senate Bill 1 (SB1)(Chapter 5, Statutes of 2017); local use tax ordinance Measure X; grants and programs such as the Federal Highway Administration (FHWA) and Regional Surface Transportation Block Grant Program (RSTP); and non-road reimbursable work.

Based on the Board of Supervisors' adopted General Financial Policies, the Board caps TOT revenue to the Road Fund at 25% of total TOT revenue annually. In FY 2024-25, the 25% allocation was the funding source for the adopted Local Road Rehabilitation Program. In FY 2025-26, the full 25% allocation would have provided \$9.6 million, however, due to funding constraints, the Recommended Budget proposes a \$3.2 million reduction, or \$6.5 million, which represents the Maintenance of Effort (MOE) – the minimum required to meet HUTA, SB 1, and Measure X requirements. The MOE mandates that the County provide GFC for street and highway purposes, ensuring that state and local funding supplements, rather than replaces, transportation expenditures. Several Local Road Rehabilitation Program projects, including County Service Area 17 - Tierra Grande and the Community Road Maintenance Program, may be delayed or suspended to address the resulting revenue shortfall.

The Road Fund work plan includes \$35.1 million in projects, mainly infrastructure like beginning the construction phase of Laureles Grade Road/Carmel Valley Road Roundabout (\$3.2 million), Elkhorn Road Rehabilitation (\$6.9 million), Chualar Safe Route to School (\$5.0 million), San Ardo Safe Route to School (\$2.8 million), Castroville Safe Route to School (\$5.8 million), Jolon Road Rehabilitation (\$1 million), Viejo Road Slope Repair (\$1.6 million) and the preliminary design phase of Carmel Valley Road Overlay (\$1.3 million). The plan also includes \$16.4 million for Road and Bridge Maintenance and Administration in the districts of San Miguel, Monterey, Greenfield, and San Ardo, as well as Litter Control.

The fund balance has typically decreased, as it continues to be a primary source of project financing. The initial fund balance of \$8.7 million, which includes \$3.8 million in operational contingencies and strategic reserve, is projected to be reduced to \$8.1 million as planned projects are delivered and completed.

## County Library Fund

Library Fund	Actuals 2023-24	Adopted Budget 2024-25	Current Year Estimate 2024-25	Recommended 2025-26
A. Beginning Fund Balance	7,828,652	9,948,802	9,948,802	9,852,363
B. Revenue	13,450,849	12,250,446	12,441,108	13,081,580
C. Total Financing, A+B	21,279,501	22,199,248	22,389,910	22,933,943
D. Expenditures	11,330,699	14,212,669	12,537,547	14,447,457
E. Ending Fund Balance, C-D	9,948,802	7,986,579	9,852,363	8,486,486

The Monterey County Free Libraries (MCFL) was established in 1911 to provide services to communities. Library operations are primarily funded through their share of property taxes.

The Recommended Budget includes \$14.4 million in expenditures financed by \$13.1 million in anticipated revenues, and utilization of \$1.4 million in fund balance. Expenditures increased by \$234,788 over the current year's adopted budget,

while revenues increased by \$831,134. Higher costs are due primarily to an increase of \$669,321 in salaries and benefits resulting from wage increases and \$930,977 higher operating expenses related to projects in three library branches, including: furniture, fixtures, and equipment in the new library in the City of Gonzales, landscaping at the library in the community of San Lucas, and rehabilitation of the library branch in the community of Pajaro. Offsetting decreases to expenditures include a reduction of \$1,046,113 to the CP charge. Library branch projects are anticipated to be funded using fund balance.

Most of the MCFL's revenues are derived from property taxes, which account for \$12.2 million or 93% of revenues; property tax revenues are increasing by \$790,700 from the current year's adopted budget.

### Local Revenue Fund 2011

Local Revenue Fund 2011	Actuals 2023-24	Adopted Budget 2024-25	Current Year Estimate 2024-25	Recommended 2025-26
A. Beginning Fund Balance	73,363,017	86,604,320	86,604,320	77,747,807
B. Revenue	94,087,185	94,526,443	88,684,750	100,479,700
C. Total Financing, A+B	167,450,202	181,130,763	175,289,070	178,227,507
D. Expenditures	80,845,881	100,628,344	97,541,263	116,218,579
E. Ending Fund Balance, C-D	86,604,320	80,502,419	77,747,807	62,008,928

Local Revenue Fund 2011 was created to receive money from specified tax sources, and other money specifically appropriated to be deposited in this fund exclusively for public safety purposes as defined in the Government Code, section 30025(h). These funds partially support the County's public safety, behavioral health, and social service programs. The Recommended Budget includes revenue of \$100.5 million and expenditures of \$116.2 million, in the form of Operating Transfers Out to the various programs, exceeding revenues by \$15.7 million. The use of fund balance is primarily to cover authorized uses in the Probation Department (\$9.3 million), the Department of Social Services (\$753,756), and the Health Department's Behavioral Health Bureau programs (\$5.6 million). Public Safety departments collectively project completely depleting their portion of this fund balance by FY 2027-28 due to increasing state mandates and salary and benefit costs.

### Behavioral Health Services Fund

Behavioral Health	Actuals 2023-24	Adopted Budget 2024-25	Current Year Estimate 2024-25	Recommended 2025-26
A. Beginning Fund Balance	44,839,186	30,263,084	30,263,084	23,182,563
B. Revenue	150,546,128	164,773,469	175,518,468	194,843,727
C. Total Financing, A+B	195,385,314	195,036,553	205,781,552	218,026,290
D. Expenditures	165,122,230	170,658,951	182,598,989	199,316,276
E. Ending Fund Balance, C-D	30,263,084	24,377,602	23,182,563	18,710,014

The Recommended Budget for the Behavioral Health Services Fund, formerly the Mental Health Services Act, includes expenditures and revenues of \$199.3 million and \$194.8 million, respectively. Expenditures increased by \$28.7 million (16.8%), and revenue increased by \$30.1 million (18.2 %), from the FY 2024-25 Adopted Budget. The increase in expenditures is mainly due to the Mental Health Rehabilitation Center (MHRC) costs, funded by the Behavioral Health Continuum Infrastructure Program (BHCIP) Round 2 grant from the California Department of Health Care Services (DHCS), and other increases in contracts for the expansion of services. The revenue increase is driven by the BHCIP grant and an increase in Operating Transfers In from 1991 and 2011 Realignment funds. The Recommended Budget provides a sustained level of programmatic expenditures. Of the programmed fund balance use of \$4.4 million, \$4.0 million will support the Recuperative Care Project administered by the Health Department's Administration, and when completed, will offer shelter to individuals experiencing homelessness while recovering from illness, and \$397,000 in the Health Department's Behavioral Health Bureau for a one-time investment in program supplies and services. Overall, revenue in the fund helps support a comprehensive array of behavioral health and substance use disorder services, both in-house and through contracts with community-based organizations and culturally competent providers.

## Health and Welfare Realignment Fund

Health and Welfare Realignment	Actuals 2023-24	Adopted Budget 2024-25	Current Year Estimate 2024-25	Recommended 2025-26
A. Beginning Fund Balance	61,225,549	65,541,936	65,541,936	59,461,991
B. Revenue	76,313,392	74,387,181	83,257,150	72,638,611
C. Total Financing, A+B	137,538,941	139,929,117	148,799,086	132,100,602
D. Expenditures	71,997,005	85,916,084	89,337,095	87,621,738
E. Ending Fund Balance, C-D	65,541,936	54,013,033	59,461,991	44,478,864

The Health and Welfare Realignment Fund in California is a system where the state shifts the responsibility of funding various health and social service programs to the counties. The fund receives state sales tax and Vehicle License Fees (VLF) apportionments. The Recommended Budget includes expenditures of \$87.6 million and revenues of \$72.6 million, resulting in a fund balance use of \$15.0 million. Compared to the current year's adopted budget, expenditures increase by \$1.7 million while revenues decreased by the same amount. The increase in appropriations is primarily due to higher Operating Transfers Out to support the mandatory increase in the In-Home Supportive Services Maintenance of Effort and increased caseloads for entitlement programs, CalWORKs, and Out-of-Home Care, as well as higher costs in children's medical services and public health. The Health Department's Public Health Bureau is planning to utilize \$11.2 million in fund balance for the Assembly Bill 85 (Chapter 24, Statutes of 2013) redirection payment (\$200,000) and support of children's medical services and public health programs (\$11 million), including the Enhanced Care Management program formerly funded with Whole Person Care (pilot program designed to improve health outcomes for high-risk high-utilizing Medi-Cal beneficiaries by integrating health, behavioral health and social services) funds. The Health Department's Behavioral Health Bureau will use \$1.2 million in fund balance to finance program supplies and involuntary services. The Department of Social Services plans to use \$2.6 million in fund balance to support a projected increase in caseload for programs and as a one-time measure to address delayed receipt of revenues for health-related programs such as In-Home Supportive Services, Child Welfare, and Adult Protective Services.

## Emergency Communications Fund

Emergency Communications	Actuals 2023-24	Adopted Budget 2024-25	Current Year Estimate 2024-25	Recommended 2025-26
A. Beginning Fund Balance	3,650,892	2,912,230	2,912,230	2,893,442
B. Revenue	14,012,969	14,649,287	14,657,896	15,682,524
C. Total Financing, A+B	17,663,861	17,561,517	17,570,126	18,575,966
D. Expenditures	14,751,631	14,649,287	14,676,684	15,682,524
E. Ending Fund Balance, C-D	2,912,230	2,912,230	2,893,442	2,893,442

The Emergency Communications Department operates from a Special Revenue Fund to provide emergency and non-emergency call answering and dispatch services to law enforcement, fire, and emergency medical response agencies across the County. Costs are shared according to the cost-sharing formula in the 9-1-1 Service Agreement, which allocates costs based on an equally weighted three-factor ratio of Population, Assessed Value, and Workload for each user agency. Approximately 70% is collected as revenue from non-county users for every dollar of cost. The County pays the remaining 30% for services provided to the Sheriff's Office, the Probation Department, and to subsidize the fire districts' costs.

The Recommended Budget includes \$15.7 million in expenditures, financed by \$15.7 million in revenue, with an estimated ending fund balance of \$2.9 million. The Recommended Budget consists of an augmentation of \$648,104 to restore four vacant Communications Dispatcher II positions to maintain minimum status quo staffing levels, supported by \$439,878 in revenue from outside agencies and a county share of \$208,226. Two other dispatcher positions will be kept in the budget without funding to allow for quick recruitment if the fiscal situation improves. The Recommended Budget does not include a contribution to the Dispatch Reserve, which has reached its target of 15% of its annual budget or \$2.3 million. Overall expenditures increased \$1.0 million (7.0%) from the current year's adopted budget, mainly due to higher wages resulting from negotiated salary adjustments from labor agreements and the implementation of base wage studies.

## Parks Lake and Resort Operations Fund

Parks Lake and Resort Operations	Actuals 2023-24	Adopted Budget 2024-25	Current Year Estimate 2024-25	Recommended 2025-26
A. Beginning Fund Balance	2,488,242	3,319,860	3,319,860	3,098,253
B. Revenue	5,124,518	4,789,959	8,057,934	4,938,979
C. Total Financing, A+B	7,612,760	8,109,819	11,377,794	8,037,232
D. Expenditures	4,292,900	4,703,098	8,279,541	5,490,251
E. Ending Fund Balance, C-D	3,319,860	3,406,721	3,098,253	2,546,981

The Public Works, Facilities and Parks - Lake and Resort Operations Fund is an Enterprise Fund for the Nacimiento Resort and Recreation Area (Lake Nacimiento). Lake Nacimiento is a self-supporting entity that provides goods and services to the public for a fee. It is managed under an agreement with an external operator, ExplorUS. The concessionaire agreement allows reimbursement of the operator's expenses when revenues exceed. In addition, the County pays a monthly management fee and an annual incentive fee. The County is responsible for capital expenditures such as repairs to infrastructure.

The Recommended Budget includes revenues of \$4.9 million and expenditures projected at \$5.5 million. Revenues are \$3.1 million less than the current year estimate, while costs are \$2.8 million lower. Both revenues and expenditures decreased primarily due to the completion of the Lake Lodge refurbishment project, eliminating the Operating Transfers In from revenue and lowering the expenses due to the completion of capital expenditures. With the Lake Lodge renovation completed, an increase in guest attendance is expected.

Excluding the capital project designation, operating revenues are anticipated to be 12.9% higher than the current year estimate, assuming average high water levels will draw more patronage for a full summer season. Absent the capital expenditures, the expenditure budget is estimated to be 15.8% higher than the current year estimate due to increases in the CP, depreciation, and non-capital project costs.

The Recommended Budget will yield a net loss of \$0.6 million and a Net Position of \$2.5 million, before adjustment of the capitalizable expenditures. Without capital expenditures, there is a Net Gain of \$0.05 million, bringing the Net Position to \$3.1 million.

## Laguna Seca Recreation Area

Laguna Seca Recreation Area	Actuals 2023-24	Adopted Budget 2024-25	Current Year Estimate 2024-25	Recommended 2025-26
A. Beginning Fund Balance	\$ 9,262,343	\$ 31,130,456	\$ 31,130,456	\$ 28,841,541
B. Capital Contributions	19,947,066	-	-	-
C. Revenue	28,855,485	22,587,817	2,673,234	701,097
D. Total Financing, A+B+C	58,064,894	53,718,273	33,803,690	29,542,638
E. Expenditures	26,934,438	23,984,364	4,962,149	3,238,261
F. Ending Fund Balance, D-E	31,130,456	29,733,909	28,841,541	26,304,377

Laguna Seca Recreation Area (LSRA), an Enterprise Fund, operates as a fee-for-service entity. LSRA provides services that include camping, daily track rentals, venue rentals, corporate team-building packages, and ticket sales to special events. Special events range from small local gatherings to world-renowned international events.

Effective August 1, 2024, Friends of Laguna Seca (FLS), a non-profit organization, assumed the operations and management of LSRA. The County and FLS entered a five-year Concessionaire Agreement through December 31, 2028, with the option to extend for two additional 25-year periods, subject to compliance with specific conditions set in the agreement. The County will begin to earn an incentive fee on Net Operating Income for the calendar year ending on December 31, 2028.

With this transition, the Recommended Budget revenues will drop significantly to \$701,097. Revenues include a Mission Foods sponsorship, which must be used to reimburse the General Fund for the advance from General Fund Contingencies



(\$1.6 million) for the Start/Finish Bridge project, completed in FY 2023-24. It also includes CP reimbursement from FLS and a minimal estimate for Investment Income.

Expenditures of \$3.2 million include county-allocated costs, such as property insurance (\$0.74 million), legal services, other personnel and professional services (\$0.14 million), depreciation expense (\$1.7 million), CP charges (\$0.34 million), and an Operating Transfer Out of \$355,000 to reimburse the General Fund for the Start/Finish Bridge project advance. The remainder of the advance (\$521,959) will be paid annually until FY 2027-28.

The Recommended Budget anticipates a \$2.5 million net loss for LSRA, which will decrease the Net Position from \$28.8 million to \$26.3 million. Of this amount, \$25.0 million is Net Investment in Capital Assets, which represents the amount invested in capital assets, reduced by accumulated depreciation and any attributable debt. The remaining \$1.3 million is available for the County's ongoing expenditures.

## Budget Hearings

Budget Hearings to consider the FY 2025-26 Recommended Budget are scheduled to begin on Wednesday, May 28, 2025. The schedule will be available online at the County of Monterey's Clerk of the Board's website ([County of Monterey - Calendar](#)) on or about Friday, May 16, 2025.

## Appropriation Limits

The Gann Limit, formally known as Proposition 4 (1979), constitutionally (Article XIII B of the California State Constitution) limits the amount of tax money that state and local governments in California can spend. This requires the County to calculate an appropriations limit, compile revenues subject to this limit, and make a comparison between the two. If the County's revenues (tax proceeds) exceed the limit, the law allows the voters to approve the increase, or the County must return the excess revenues to the taxpayers within two years.

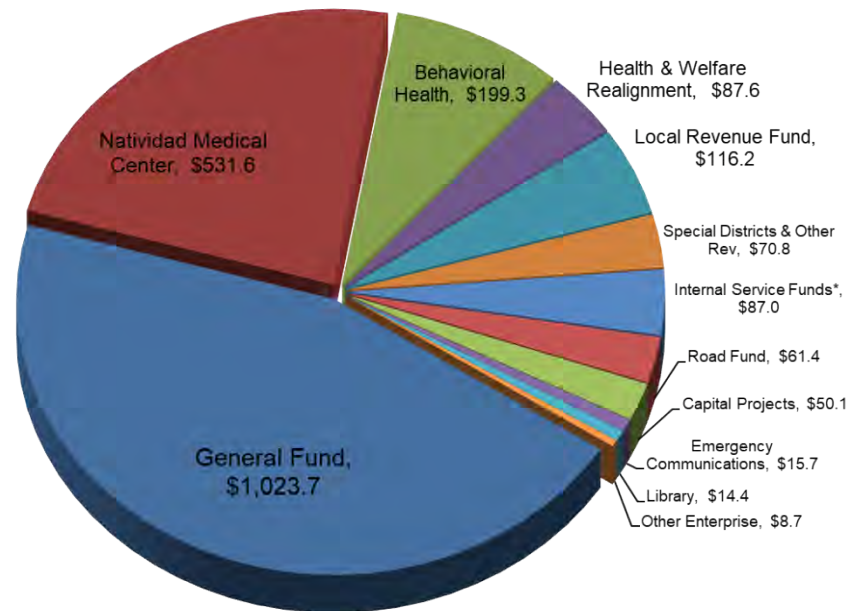
The Auditor-Controller's Office prepares the County's General Fund and Library Fund appropriations limit calculations with assistance from the County Administrative Office. All districts subject to the Gann Limit are within their limits.



## Supplemental Charts

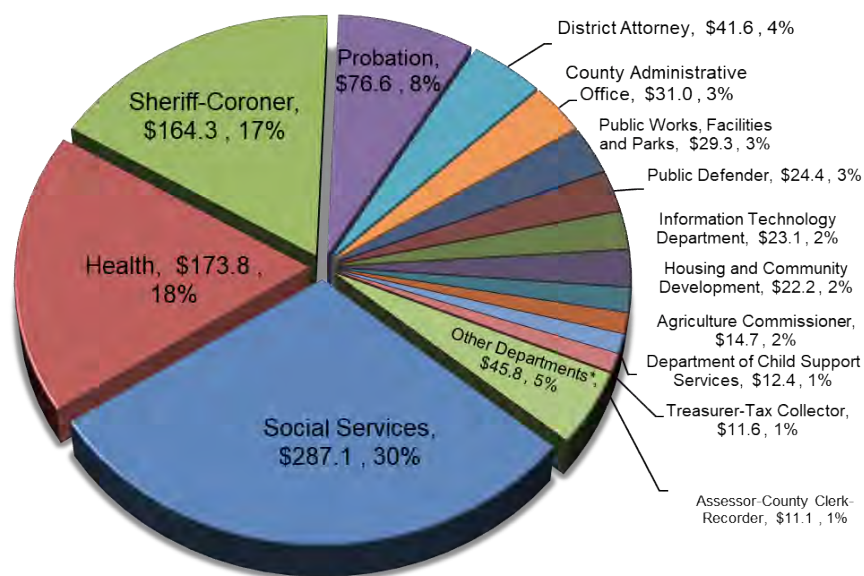
This section provides supplemental information on the Recommended Budget, including recommended appropriations by fund and office / department, General Fund expenditures and revenue, GFC, information on the County's Strategic Reserve, and countywide positions.

**Chart 1. Recommended Appropriations by Fund, All Funds (Millions)**



\* Includes programs for GL, WC, Enterprise Resource Planning, and employee benefits

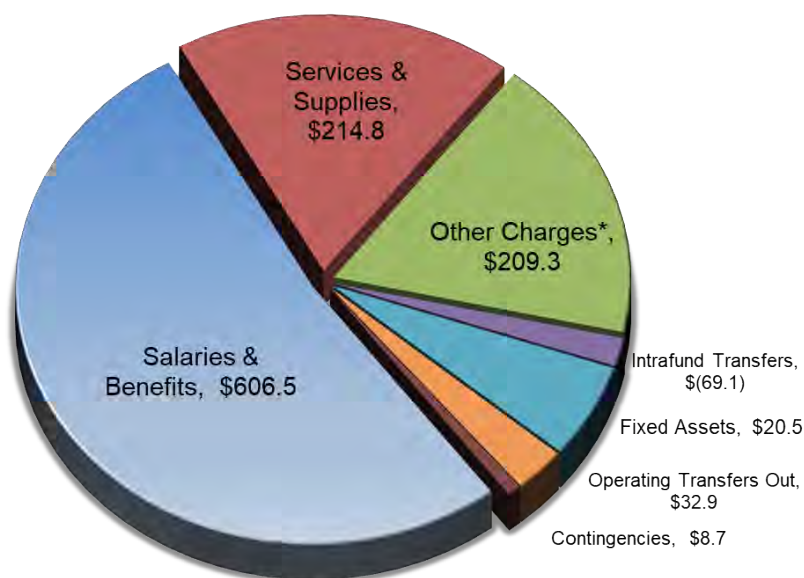
**Chart 2. General Fund Appropriations by the County Office / Department (Millions)**



Excludes non-departmental costs.

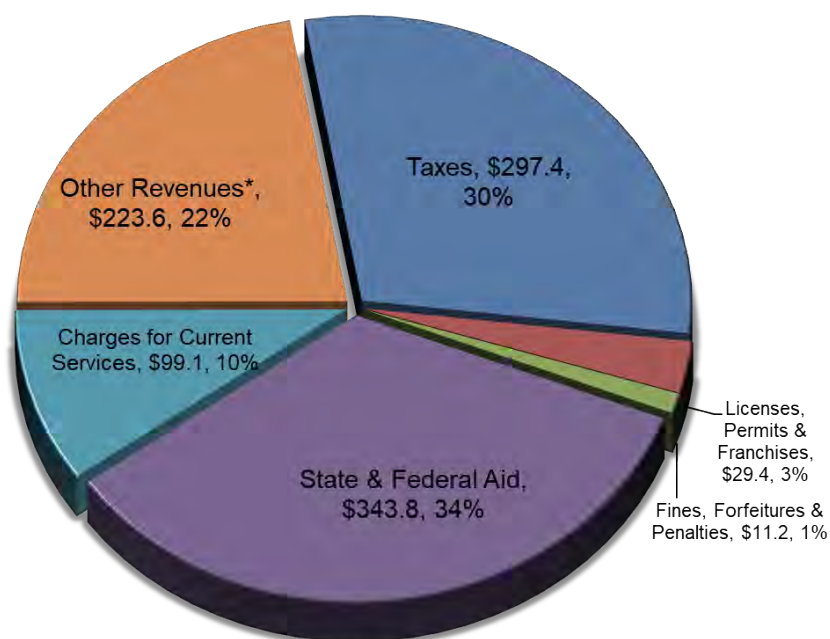
\*Includes Human Resources, Auditor-Controller, Board of Supervisors, County Counsel, Clerk of the Board, Elections, Civil Rights Office, Dept. of Emergency Management, and Cooperative Extension. Chart excludes non-departmental

**Chart 3. General Fund Expenditures by Category (Millions)**



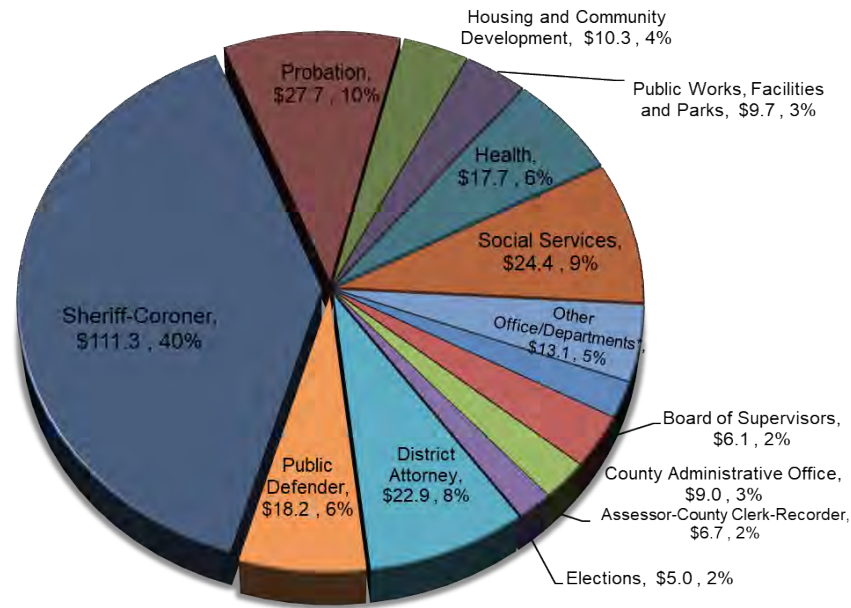
\* Other Charges include \$108.6 million for public assistance, out-of-home care, and other support payments. Other charges also reflects the CP charges of \$65.7 million. Intrafund Transfers of \$69.6 million are reflected as negative expenditures and represent transfers to County office/departments for support of various programs/projects from other funds for reimbursement for services provided to non-General Fund office/departments.

**Chart 4. General Fund Sources of Revenue (Millions)**



\* Includes Operating Transfers into the General Fund from other funds (\$151.4 million), CP credit (\$60.6 million) tobacco settlement monies (\$3.8 million), investment income (\$3.9 million), and various miscellaneous revenues.

**Chart 5. General Fund Contributions by Office / Department (Millions)**



\*Includes Human Resources, Clerk of the Board, Civil Rights Office, Treasurer-Tax Collector, County Counsel, Information Technology Dept, Dept of Emergency Management, Ag Commissioner, and Cooperative Extension. Chart excludes non-departmental costs such as bond payments, trial courts, contributions to fire districts and other agencies, and various miscellaneous countywide expenditures.

### General Fund Strategic Reserve

The chart below reflects funds set aside in the Strategic Reserve. Per the County's General Financial Policies, a strategic reserve equal to 10% of estimated annual revenue, can only be utilized to provide temporary funding of unforeseen needs, and restored to the minimum level of 10% of General Fund estimated revenues within five fiscal years following the fiscal year in which the event occurred. The General Fund portion was \$57.8 million at the end of FY 2023-24. During the current year, the County added \$10 million from prior year surplus and utilized \$9.2 million for disaster response, bringing the General Fund Strategic Reserve to an estimated \$58.6 million. Based on the estimated balance, the reserve is currently at 5.8% of estimated General Fund revenues, below the 10% target. NMC has a designated reserve of \$33.5 million.

**Chart 6. Strategic Reserve (Millions)**



## County Employees

The table below summarizes the authorized positions in all funds by office / department and recommended changes from the FY 2024-25 Adopted Budget.

**Table 1. Position Summary**

Department	2024-2025 Adopted	2025-2026 Recommended	Change
Board of Supervisors	20.0	20.0	-
Department of Emergency Management	11.0	10.0	(1.0)
County Administrative Office	78.0	77.0	(1.0)
Human Resources	42.0	39.0	(3.0)
Civil Rights Office	5.0	5.0	-
Auditor-Controller	57.5	57.5	-
Treasurer-Tax Collector	49.0	49.0	-
Assessor-County Clerk-Recorder	65.0	65.0	-
County Counsel	54.0	51.0	(3.0)
Clerk of the Board	5.0	5.0	-
Elections	12.0	12.0	-
Emergency Communication	75.0	75.0	-
Information Technology Department	110.0	110.0	-
District Attorney	161.0	151.0	(10.0)
Department of Child Support Services	82.0	73.0	(9.0)
Public Defender	62.0	62.0	-
Sheriff-Coroner	481.0	453.0	(28.0)
Probation	300.5	300.5	-
Agriculture Commissioner	75.0	75.0	-
Housing and Community Development	104.0	108.0	4.0
Public Works, Facilities and Parks	278.5	269.5	(9.0)
Health	1,268.3	1,282.8	14.5
Social Services	931.0	852.0	(79.0)
Library	66.0	66.0	-
Cooperative Extension Service	3.0	3.0	-
Natividad Medical Center	1,501.8	1,509.7	7.9
<b>Total</b>	<b>5,897.6</b>	<b>5,780.9</b>	<b>(116.7)</b>

## Attachment A

### General Fund – Recommended Augmentations, by Office / Department

Fund / Department	Rec. FTE	Expenditures	Revenues	Net Request	Recommended
<b>1001</b>	<b>62.1</b>	<b>15,866,687</b>	<b>1,288,537</b>	<b>14,578,150</b>	<b>13,124,798</b>
Assessor-County Clerk-Recorder	3	403,114	-	403,114	-
Appraiser II (unfunded position)	2	299,638	-	299,638	-
Restore OAll (unfunded position)	1	103,476	-	103,476	-
Board of Supervisors	0.0	500,000	-	500,000	500,000
Civil Rights Office	0.0	24,000	-	24,000	18,000
Cooperative Extension Service	0.1	9,219	-	9,219	9,219
County Administrative Office	0.0	509,838	-	509,838	409,838
Restore 6 ECD Dispatchers	0	308,226	-	308,226	208,226
Sustainability Climate Action Plan (CAP)	0	201,612	-	201,612	201,612
Department of Emergency Management	1.0	129,370	-	129,370	129,370
Administrative Secretary-Allocated Filled Full Time - Permanent	1	129,370	-	129,370	129,370
District Attorney	15.0	3,324,944	561,482	2,763,462	2,763,462
DAI III - 1	1	264,039	-	264,039	264,039
DAI III - 1 (Civil)	1	280,741	-	280,741	280,741
DAI III - 3	1	280,741	280,741	-	-
DAI III - 4	1	297,798	-	297,798	297,798
DAI III - 5	1	260,595	-	260,595	260,595
DAI III -2	1	280,741	280,741	-	-
DDA IV - 11	1	185,313	-	185,313	185,313
DDA IV - 12	1	168,367	-	168,367	168,367
DDA IV - 13	1	191,416	-	191,416	191,416
DDA IV - 14	1	205,723	-	205,723	205,723
DDA IV - 2	1	168,809	-	168,809	168,809
DDA IV - 3	1	141,126	-	141,126	85,006
DDA IV - 4	1	164,007	-	164,007	220,127
DDA IV - 5	1	266,719	-	266,719	266,719
DDA IV -1	1	168,809	-	168,809	168,809
Elections	0.0	22,000	-	22,000	22,000
General Capital Assignment Account	0	22,000	-	22,000	22,000
Health	5.0	848,837	727,055	121,782	89,998
Overtime	0	20,000	-	20,000	15,000
Add 1.00 FTE CSA III - CHVP	1	104,254	104,254	-	(1)
Add 1.00 FTE PHNT II - CHVP	1	149,911	149,911	-	-
Add 1.00 FTE PHNT II - WIC	1	149,911	149,911	-	-
ADD POSITION CDPS ii	1	170,556	170,556	-	(1)
New position Deputy Public Adm/Guardian/Cons. I	1	152,425	152,423	2	-
Spay and Neuter Clinic	0	101,780	-	101,780	75,000
Housing and Community Development	0.0	1,123,787	-	1,123,787	936,287
Planning On-Call Services	0	150,000	-	150,000	112,500
Chualar Community Plan	0	500,000	-	500,000	375,000
Contract Plan Check and Inspection Services	0	100,000	-	100,000	75,000
General Plan Housing and Safety Element Update.	0	373,787	-	373,787	373,787
Public Defender	15.0	2,865,882	-	2,865,882	2,865,873
ACCOUNT CLERK	1	96,838	-	96,838	96,837
ACCOUNTANT I	1	153,533	-	153,533	153,532
ADMINISTRATIVE SECRETARY-CONFIDENTIAL	1	112,999	-	112,999	112,999
DEPUTY PUBLIC DEFENDER IV	5	1,262,545	-	1,262,545	1,262,540
LEGAL SECRETARY II	5	574,817	-	574,817	569,624
PUBLIC DEFENDER INVESTIGATOR III	2	335,232	-	335,232	335,230
Temporary - DEPUTY PUBLIC DEFENDER IV	0	222,271	-	222,271	227,464
Temporary - INTERN	0	20,049	-	20,049	20,049
Temporary - OFFICE ASSISTANT I	0	21,777	-	21,777	21,777
Temporary LEGAL SECRETARY II	0	65,821	-	65,821	65,821
Public Works, Facilities and Parks	2.0	903,000	-	903,000	673,047
Custodial Service in multi-use Facilities	0	713,000	-	713,000	534,750
Lake San Antonio South Shore Landfill: Post Closure Maintenance Plan	0	60,000	-	60,000	40,797
Sanitation Worker Assistant	2	-	-	-	-
Temporary Staff	0	130,000	-	130,000	97,500
Sheriff-Coroner	21.0	3,222,805	-	3,222,805	3,222,786
Position Restore	19	2,998,719	-	2,998,719	2,998,700
Position Restore	1	112,043	-	112,043	112,043
Restore Position	1	112,043	-	112,043	112,043
Social Services	0.0	1,979,891	-	1,979,891	1,484,918
Out of Home Care Costs	0	1,500,000	-	1,500,000	1,125,000
General Assistance	0	479,891	-	479,891	359,918
<b>Grand Total</b>	<b>62</b>	<b>15,866,687</b>	<b>1,288,537</b>	<b>14,578,150</b>	<b>13,124,798</b>



## All Funds – Recommended Augmentations, by Funding Source

Department, by Funding Source	Rec. FTE	Expenditures	Revenues	Net Request	Recommended
<b>1001</b>	<b>59.1</b>	<b>15,463,573</b>	<b>1,288,537</b>	<b>14,175,036</b>	<b>13,124,798</b>
<b>Board of Supervisors</b>	<b>0.0</b>	<b>500,000</b>	-	<b>500,000</b>	<b>500,000</b>
Compensated Absences Assignment	0.0	100,000	-	100,000	125,214
Reallocated GFC	0.0	400,000	-	400,000	374,786
<b>Civil Rights Office</b>	<b>0.0</b>	<b>24,000</b>	-	<b>24,000</b>	<b>18,000</b>
Contingency Reserve	0.0	24,000	-	24,000	18,000
<b>Cooperative Extension Service</b>	<b>0.1</b>	<b>9,219</b>	-	<b>9,219</b>	<b>9,219</b>
Discretionary Revenue	0.1	9,219	-	9,219	9,219
<b>County Administrative Office</b>	<b>0.0</b>	<b>509,838</b>	-	<b>509,838</b>	<b>409,838</b>
Cannabis Assignment	0.0	201,612	-	201,612	201,612
Contingency Reserve	0.0	308,226	-	308,226	208,226
<b>Department of Emergency Management</b>	<b>1.0</b>	<b>129,370</b>	-	<b>129,370</b>	<b>129,370</b>
Discretionary Revenue	1.0	129,370	-	129,370	129,370
<b>District Attorney</b>	<b>15.0</b>	<b>3,324,944</b>	<b>561,482</b>	<b>2,763,462</b>	<b>2,763,462</b>
Contingency Reserve	4.0	759,485	-	759,485	703,365
Program Revenue	2.0	561,482	561,482	-	-
Redirected TOT	9.0	2,003,977	-	2,003,977	2,060,097
<b>Elections</b>	<b>0.0</b>	<b>22,000</b>	-	<b>22,000</b>	<b>22,000</b>
General Capital Assignment	0.0	22,000	-	22,000	22,000
<b>Health</b>	<b>5.0</b>	<b>848,837</b>	<b>727,055</b>	<b>121,782</b>	<b>89,998</b>
AA Funds	0.0	121,780	-	121,780	90,000
Program Revenue	5.0	727,057	727,055	2	(2)
<b>Housing and Community Development</b>	<b>0.0</b>	<b>1,123,787</b>	-	<b>1,123,787</b>	<b>936,287</b>
AA Funds	0.0	1,123,787	-	1,123,787	936,287
<b>Public Defender</b>	<b>15.0</b>	<b>2,865,882</b>	-	<b>2,865,882</b>	<b>2,865,873</b>
Discretionary Revenue	4.0	864,474	-	864,474	869,665
Redirected TOT	11.0	2,001,408	-	2,001,408	1,996,208
<b>Public Works, Facilities and Parks</b>	<b>2.0</b>	<b>903,000</b>	-	<b>903,000</b>	<b>673,047</b>
AA Funds	0.0	130,000	-	130,000	97,500
Contingency Reserve	0.0	713,000	-	713,000	534,750
Program Revenue	2.0	-	-	-	-
Restricted Funds	0.0	60,000	-	60,000	40,797
<b>Sheriff-Coroner</b>	<b>21.0</b>	<b>3,222,805</b>	-	<b>3,222,805</b>	<b>3,222,786</b>
AA Funds	3.0	749,892	-	749,892	749,888
Contingency Reserve	18.0	2,472,913	-	2,472,913	2,472,898
<b>Social Services</b>	<b>0.0</b>	<b>1,979,891</b>	-	<b>1,979,891</b>	<b>1,484,918</b>
Contingency Reserve	0.0	1,979,891	-	1,979,891	1,484,918
<b>1310</b>	<b>7.0</b>	<b>2,104,141</b>	<b>2,104,141</b>	-	<b>2</b>
<b>Health</b>	<b>7.0</b>	<b>2,104,141</b>	<b>2,104,141</b>	-	<b>2</b>
Program Revenue	7.0	2,104,141	2,104,141	-	2
<b>1331</b>	<b>0.0</b>	<b>299,822</b>	-	<b>299,822</b>	<b>299,822</b>
<b>Health</b>	<b>0.0</b>	<b>299,822</b>	-	<b>299,822</b>	<b>299,822</b>
Realignment Funds	0.0	299,822	-	299,822	299,822
<b>1340</b>	<b>6.0</b>	<b>972,156</b>	<b>972,156</b>	-	-
<b>Emergency Communication</b>	<b>6.0</b>	<b>972,156</b>	<b>972,156</b>	-	-
Program Revenue	6.0	972,156	972,156	-	-
<b>1380</b>	<b>0.0</b>	<b>200,000</b>	<b>98,220</b>	<b>101,780</b>	<b>75,000</b>
<b>Health</b>	<b>0.0</b>	<b>200,000</b>	<b>98,220</b>	<b>101,780</b>	<b>75,000</b>
AA Funds	0.0	200,000	98,220	101,780	75,000
<b>Grand Total</b>	<b>72.1</b>	<b>19,039,692</b>	<b>4,463,054</b>	<b>14,576,638</b>	<b>13,499,622</b>



## Unfunded Augmentations, by Office / Department

Unfunded Augmentations, by Department	Req FTE	Expenditures	Revenues	Net Request
<b>1001</b>	<b>118.5</b>	<b>41,982,438</b>	<b>186,458</b>	<b>41,795,980</b>
<b>Board of Supervisors</b>	<b>0.0</b>	<b>659,500</b>	<b>-</b>	<b>659,500</b>
Discretionary Contributions Fund District 1	0.0	24,000	-	24,000
Discretionary Contributions Fund District 2	0.0	111,000	-	111,000
Discretionary Contributions Fund District 3	0.0	124,500	-	124,500
Discretionary Contributions Fund District 4	0.0	200,000	-	200,000
Discretionary Contributions Fund District 5	0.0	200,000	-	200,000
<b>Civil Rights Office</b>	<b>0.0</b>	<b>94,702</b>	<b>-</b>	<b>94,702</b>
Civil Rights Office Administration Function	0.0	9,302	-	9,302
Civil Rights Office Training	0.0	24,000	-	24,000
Community Impact Action Plan	0.0	10,000	-	10,000
Commission Staffing Support				
(Commission on Disabilities & Equal Opportunity and Civil Rights Advisory Commission)	0.0	2,400	-	2,400
Federal Workforce Reporting Requirements	0.0	11,000	-	11,000
Title VI of the Civil Rights Act Plan Implementation	0.0	38,000	-	38,000
<b>Clerk of the Board</b>	<b>1.0</b>	<b>125,128</b>	<b>-</b>	<b>125,128</b>
Add new Board Clerk position	1.0	125,128	-	125,128
<b>County Counsel</b>	<b>3.0</b>	<b>581,786</b>	<b>-</b>	<b>581,786</b>
121001-AUG001-Deputy County Counsel IV	1.0	306,036	-	306,036
121001-AUG002-Legal Secretary III	1.0	131,875	-	131,875
121001-AUG003-Legal Secretary III	1.0	131,875	-	131,875
121014-AUG004-Civil Grand Jury	0.0	12,000	-	12,000
<b>Department of Emergency Management</b>	<b>4.0</b>	<b>1,573,690</b>	<b>-</b>	<b>1,573,690</b>
2025-30 (5 Year) DEM Strategic Plan Facilitation	0.0	35,000	-	35,000
AB102 Management and Administration	0.0	93,542	-	93,542
Alert and Warning / Public Information Specialist (Management A	1.0	178,242	-	178,242
Emergency Operations Budget	0.0	600,000	-	600,000
Emergency Operations PPlan	0.0	140,000	-	140,000
Management Analyst I-New Allocation Full Time - Limited Term	1.0	158,876	-	158,876
Management Analyst II-Allocated Vacant Full Time - Permanent	1.0	178,242	-	178,242
Management Analyst III-New Allocation Full Time - Permanent	1.0	189,788	-	189,788
<b>District Attorney</b>	<b>13.0</b>	<b>1,811,936</b>	<b>-</b>	<b>1,811,936</b>
DDA IV - 1 (civil)	1.0	164,007	-	164,007
DDA IV - 10	1.0	127,561	-	127,561
DDA IV - 2 (civil)	1.0	109,338	-	109,338
DDA IV - 3 (civil)	1.0	54,669	-	54,669
DDA IV - 6	1.0	164,007	-	164,007
DDA IV - 7	1.0	127,561	-	127,561
DDA IV - 8	1.0	127,561	-	127,561
DDA IV - 9	1.0	127,561	-	127,561
DDA-IV - 4 (civil)	1.0	305,175	-	305,175
LEG SEC - 1	1.0	122,032	-	122,032
LEG SEC - 2	1.0	122,032	-	122,032
VIC ADV - 1	1.0	130,216	-	130,216
VIC ADV - 2	1.0	130,216	-	130,216
<b>Elections</b>	<b>0.0</b>	<b>1,509,000</b>	<b>-</b>	<b>1,509,000</b>
Dept Operations	0.0	1,440,000	-	1,440,000
Outreach and Training	0.0	52,000	-	52,000
Translations and Training	0.0	17,000	-	17,000
<b>Health</b>	<b>4.0</b>	<b>-</b>	<b>-</b>	<b>-</b>
Animal Care Technician II	1.0	-	-	-
Animal Control Officer	1.0	-	-	-
Management Analyst I	1.0	-	-	-
Office Assistant II	1.0	-	-	-
<b>Housing and Community Development</b>	<b>0.0</b>	<b>78,000</b>	<b>-</b>	<b>78,000</b>
Technology for Land Use	0.0	78,000	-	78,000
<b>Human Resources</b>	<b>3.0</b>	<b>743,155</b>	<b>-</b>	<b>743,155</b>
Legal Services for Labor Negotiations	0.0	100,000	-	100,000
New Senior Human Resources Analyst	1.0	221,241	-	221,241
Restore Vacant Human Resources Program Manager II	1.0	252,976	-	252,976
Restore Vacant Management Analyst I	1.0	168,938	-	168,938

## Continued - Unfunded Augmentations, by Office / Department

Unfunded Augmentations, by Department	Req FTE	Expenditures	Revenues	Net Request
<b>Information Technology Department</b>	<b>1.0</b>	<b>209,474</b>	-	<b>209,474</b>
Addl Security Engineer II	1.0	209,474	-	209,474
<b>Probation</b>	<b>0.0</b>	<b>263,800</b>	-	<b>263,800</b>
Juvenile Hall Building Systems Maintenance	0.0	151,300	-	151,300
Recruitment and Background Services	0.0	112,500	-	112,500
<b>Public Works, Facilities and Parks</b>	<b>11.5</b>	<b>6,337,823</b>	-	<b>6,337,823</b>
Augmented Preventative Maintenance	0.0	1,000,000	-	1,000,000
Carmel Lagoon	0.0	187,366	-	187,366
Encampment Clean up	0.0	100,000	-	100,000
Facility Unscheduled Maintenance	0.0	1,000,000	-	1,000,000
Fort Ord Open Space Unscheduled Maintenance	0.0	150,000	-	150,000
Mobile Shred Truck	0.0	386,520	-	386,520
Part-time Fleet Parts Coordinator	0.5	56,033	-	56,033
Real Property Specialist	1.0	207,748	-	207,748
Restore County Park Ranger II	2.0	309,770	-	309,770
Restore Park Services Aide I	1.0	91,251	-	91,251
Restore Parks Building & Grounds Worker Supervisor	1.0	118,602	-	118,602
Restore Parks Planning Manager	1.0	186,329	-	186,329
Restore Senior Account Clerk	1.0	123,516	-	123,516
Restore Senior Parks Utilities & Water Systems Specialist	1.0	151,311	-	151,311
Restore Senior Secretary	1.0	119,309	-	119,309
Security at Castroville Library and Supervisor Offices	0.0	100,000	-	100,000
Security at County Coastal Offices	0.0	100,000	-	100,000
Security at Pajaro Library and AG Commissioner Offices	0.0	150,000	-	150,000
Security Service at Government Center, Schilling & Laurel	0.0	1,052,940	-	1,052,940
Supervising Sanitation Worker	1.0	50,000	-	50,000
Vehicle Asset Management Program (VAMP) - Facility Services	0.0	172,124	-	172,124
Vehicle Asset Management Program (VAMP) - Litter	0.0	12,108	-	12,108
Vehicle Asset Management Program (VAMP) - Parks	0.0	307,608	-	307,608
Vehicle Asset Management Program (VAMP) - Rifle Range	0.0	13,751	-	13,751
Vehicle Asset Management Program (VAMP) - Stormwater	0.0	17,607	-	17,607
Water Resources Hydrologist	1.0	173,930	-	173,930
<b>Sheriff-Coroner</b>	<b>75.0</b>	<b>27,621,530</b>	-	<b>27,621,530</b>
AXON	0.0	2,200,000	-	2,200,000
BLOCKS Deputy Sheriff-Corrections	4.0	916,328	-	916,328
CLASSIFICATION Deputy Sheriff-Corrections	4.0	916,328	-	916,328
COASTAL Deputy Sheriff-Operations	4.0	947,548	-	947,548
Community Outreach Office Assistant III	1.0	110,564	-	110,564
Community Outreach Program Manager II	1.0	215,875	-	215,875
COMPLIANCE - Office Assistant III	1.0	110,564	-	110,564
Cornerstone	0.0	800,000	-	800,000
Finance Manager II	1.0	231,056	-	231,056
Flock Upgrade	0.0	400,000	-	400,000
MADCAT Deputy Sheriff-Operations	2.0	473,774	-	473,774
MEDICAL TEAM Deputy Sheriff-Corrections	4.0	916,328	-	916,328
NORTH COUNTY Deputy Sheriff-Operations	8.0	1,895,096	-	1,895,096
Outpatient Services	0.0	7,153,700	-	7,153,700
Overtime	0.0	2,000,000	-	2,000,000
Position Restore	28.0	5,098,809	-	5,098,809
PROGRAMS - Management Analyst II	1.0	178,242	-	178,242
RECEIVING Deputy Sheriff-Corrections	4.0	916,328	-	916,328
Records Director	1.0	200,523	-	200,523
Records Specialist II	2.0	224,086	-	224,086
Senior DISC	1.0	163,117	-	163,117
SOUTH COUNTY Deputy Sheriff-Operations	4.0	947,548	-	947,548
Vehicle Abatement Officer	4.0	605,716	-	605,716
<b>Social Services</b>	<b>3.0</b>	<b>372,914</b>	<b>186,458</b>	<b>186,456</b>
Position Restore	3.0	372,914	186,458	186,456
<b>1380</b>	<b>0.0</b>	<b>444,196</b>	<b>218,144</b>	<b>226,052</b>
<b>Health</b>	<b>0.0</b>	<b>444,196</b>	<b>218,144</b>	<b>226,052</b>
Transfer of costs from 400018 to 40003	0.0	444,196	218,144	226,052
<b>Grand Total</b>	<b>118.5</b>	<b>42,426,634</b>	<b>404,602</b>	<b>42,022,032</b>

## Capital Projects – Unfunded Augmentations

Budget Request Name	Request Total
1322 Kitchen & Bathroom Remodel & Main hallway	351,750
1322 Natividad Conference Room/ ECD Admin/ ECD Hallways	100,000
1410 Natividad - Replace Various HVAC System Units	222,000
1414 Natividad Road, Salinas - Public Safety Building Employee Parking Lot Lighting	213,606
1441 Schilling Campus Repairs (HVAC and Boiler)	4,302,346
20 E. Alisal - Elevator Modernization	160,451
AB 1572 Compliance: Water Conservation Landscaping	200,000
AB 2208 Compliance - Sheriff Public Safety Building Energy Efficiency Lights	300,000
ADA Transition Plan Update (Required by CalTrans)	300,000
Add Cameras in Schilling Campus Parking Lots - 1441 Schilling Pl Salinas	161,702
Add Conference Room to Gov Center Admin Bldg 3rd Floor - 168 W Alisal Salinas	242,256
Adult Division - Signage for 20 E. Alisal Street Adult/Admin Building	152,850
Animal Services- Card Reader and Camera System Upgrades	506,250
Blighted Structures Stabilization Project	63,969
Computerized Maintenance Management System (CMMS)	910,980
County Campus Parking Lot Repaving (Multiple CIP Projects)	1,000,000
Countywide - County Building Emergency Power Improvements Planning	145,900
County-wide Network End of Life Replacement	700,000
Courthouse Parking Lot Structure Repairs - 1200 Aguajito Rd Monterey	296,872
CSA/CSD Water & Sewer Program - Boronda CSD Lift Station Upgrades	704,000
CSA/CSD Water & Sewer Program: Chualar CSA Wastewater System	565,000
CSA/CSD Water & Sewer Program: Las Lomas Landslide Stabilization	228,571
CSA/CSD Water & Sewer Program: San Jerardo Water System Additional Repair Work	375,000
CSA/CSD Water & Sewer: Pajaro CSD Lift Station Upgrades	525,000
East Garrison - Demolition Estimates for Former Ft. Ord Structures	223,004
East Garrison Historic Arts District Fencing Project	283,000
Facilities Master Plan (BOS/CAO Priority) Phase II	871,375
Greenfield PW Yard Replacement Office - 41801 Elm Ave Greenfield CA	75,000
HD-AIHC- EV Chargers	357,750
HVAC Repairs and Replacement - 1200 Aguajito Rd Monterey	966,434
ITD Data Center System End of Life Replacement	390,000
ITD Facility Ceiling Lights Replacement	-
Jail Complex ADA/Hernandez Settlement Remediation	2,500,000
Juvenile Division Energy Efficient Lights - 1422 Natividad Rd	183,664
Juvenile Division HVAC/Ceiling Repairs - 1422 Natividad Rd	7,421,587
Juvenile Division Restroom Remodel - 1422 Natividad Rd	237,171
Juvenile Division Security and Fire Alarm Upgrade - 1422 Natividad Rd	303,788
Juvenile Hall Epoxy Flooring Repair/Replace-1420 Natividad Rd	27,870
Juvenile Hall: Add Sewer Grinder/ Assess Low Flow Plumbing Maintenance	121,512
Juvenile Hall: DG Pathway Upgrade -1420 Natividad Rd	768,326
Juvenile Hall: Interior Landscape Improvements -1420 Natividad Rd	27,870
King City Courthouse Facility Maintenance (2015 Assessment) - 250 Franciscan Wy King City	80,000
Laboratory Modular Storage	1,481,501
Laguna Seca - Centralized Water Treatment System	350,000
Lake Nacimiento Resort Road Repairs	100,000
Lake San Antonio Administration Building Renovation	393,840
Lake San Antonio Campsite "Pad" resurfacing	200,000
Lake San Antonio Construct North Shore Amphitheater	1,094,000
Lake San Antonio North and South Shore Road Repairs	500,000
Lake San Antonio Oak Room Renovation	218,800
Lake San Antonio Replacement Marina	328,000
Lakes San Antonio & Nacimiento Radio System Replacement	290,000
Laurel Yard Deferred Maintenance (Multiple CIP Projects)	2,600,000
Laurel Yard New Fencing and Gates - 855 E Laurel Dr Salinas	6,111,774
Laurel Yard Replace/Install New Security Cameras - 855 East Laurel Dr Salinas	420,178
Naci Lodges Landscaping and Retaining Wall	500,000
New Bradley Library and Resiliency Center Project	5,246,031
Pajaro Library Branch Rehabilitation	3,155,412
Parking Lot Alternative at Church and Gabilan Streets	2,800,000
Parking Lot Lighting Program - Countywide	65,000
Parks Deferred Maintenance (Multiple CIP Projects)	490,000
Parks Water & Sewer Program: Lake Nacimiento Water Intake Line	400,000
Parks Water & Sewer Program: Lake San Antonio N and S Shore Water System Phase 3	1,525,000
Parks Water & Sewer Program: Lake San Antonio South Wastewater System Additional Upgrades	375,000
Parks Water & Sewer Program: Toro Park Water System Additional Upgrades	793,000
Purchase Heavy Equipment/Tractor for N. County Parks	328,200
Radio Site Power and HVAC Improvement and Standardization	500,000
Recuperative Care Project	47,694
Repainting Program Facilities Interior/Exterior	750,000
Replace 1st Floor Laminate Flooring/Asbestos Adhesive - 1200 Aguajito	30,000
Replace Lobby Doors and Elevator Finishes - 168 W Alisal	168,545
Roofing Program (Multiple CIP Projects)	1,000,000
Royal Oaks Park Playground Replacement and Improvement Project	604,500
San Lorenzo Park Playground Replacement and Improvement Project	556,140
South County Ag Commissioner Facility Development	250,000
Toro Park Playground Replacement and Improvement Project	737,490
Upgrade Fleet Parking Lot Fence - 1441 Schilling Pl Salinas	255,788
Upgrade Thermostats at 2620 1st Ave Marina	175,000
Youth Center Exterior Lighting and Security - 970 Circle Drive	490,420
Youth Center Indoor Energy Efficient Lights - 970 Circle Dr	211,036
Youth Center Portable Building Repairs - 970 Circle Dr	758,520
Youth Center Repave Recreation Area - 970 Circle Drive	198,690
Zoom Softphone Deployment	150,000
<b>Grand Total</b>	<b>64,216,413</b>

# Appropriation Limits

## COUNTY OF MONTEREY APPROPRIATION LIMITS FOR THE 2025 - 26 FISCAL YEAR Pursuant to Article XIII B of the California Constitution

FUND	1978-79 Base Year	Appropriation Limit	Estimated Tax Proceeds
County General and Library Funds	\$ 33,688,425	\$ 968,065,139	\$ 324,205,507
Special Districts			
CSA #9 Oak Park	42,702	549,449	59,013
CSA #10 Laguna Seca Ranch	9,658	124,270	-
CSA #15 Serra Village, Toro Park	87,250	1,122,651	222,002
CSA #20 Royal Estates	4,977	64,039	3,571
CSA #25 Carmel Valley Golf and Country Club	9,339	120,165	64,018
CSA #26 New Moss Landing Heights	1,026	13,202	4,528
CSA #32 Green Valley Acres/Moon Subdivision	1,836	23,624	5,704
CSA #35 Paradise Park	5,283	67,977	7,990
CSA #41 Gabilan Acres/Boronda	2,727	35,088	13,817
CSA #47 Carmel Views/Mar Vista	5,013	64,503	29,473
CSA #50 Rioway Tract No.2	944	12,147	2,910
CSA #52 Carmel Valley Village	2,055	26,442	8,219
CSA #54 Manzanita/Sarsi Subdivisions	219	2,818	1,572
CSA #58 Vista Dorado	1,406	18,091	3,093
CSA #62 Rancho Del Monte 14	5,363	69,006	16,231
Pajaro Co Sanitation District	254,092	3,269,416	363,509



This page intentionally left blank.



---

# Recommendations

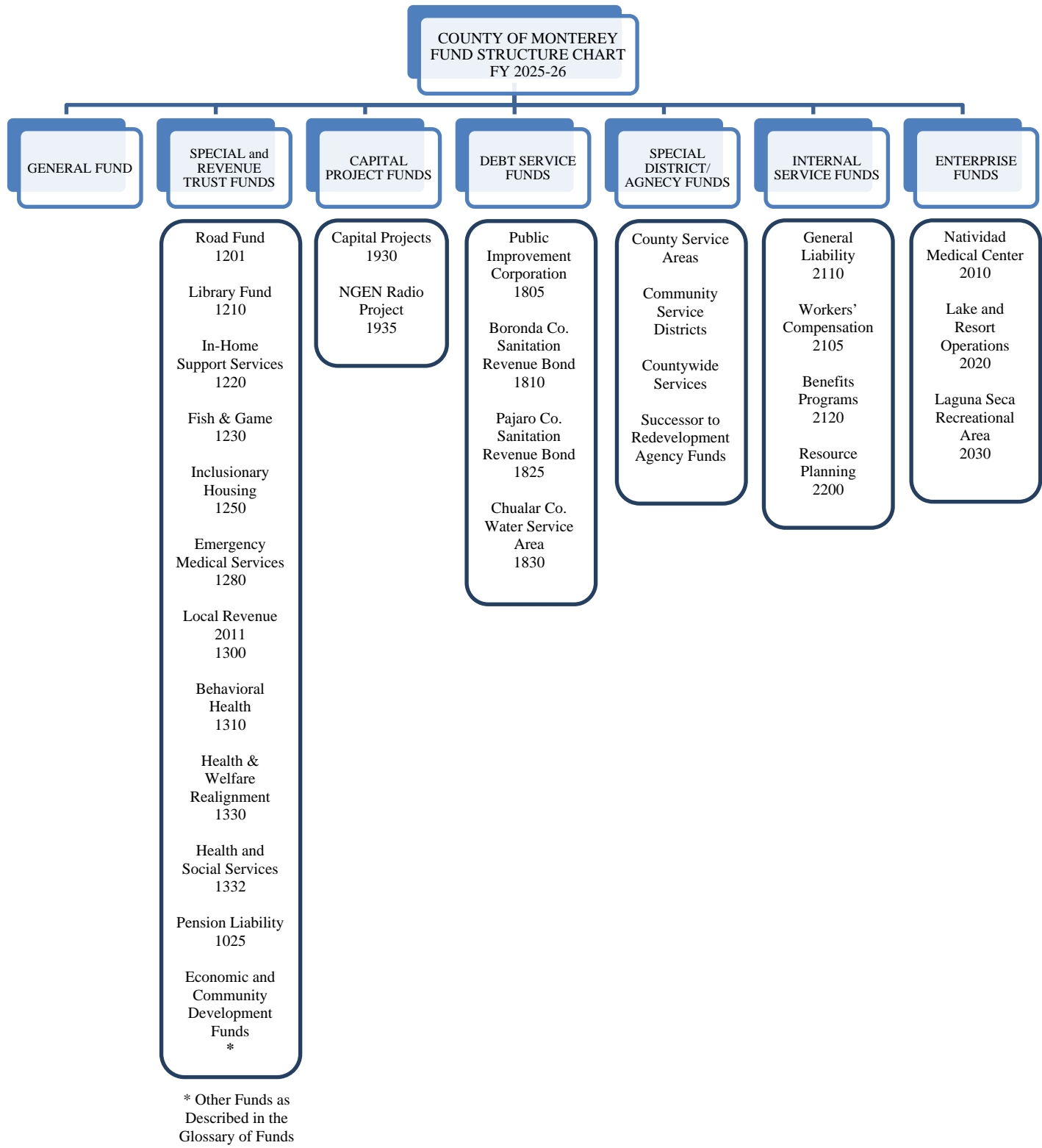
---

It is recommended that the Board of Supervisors:

1. Hold a Public Hearing on May 28, 2025, at 9:00 a.m. to adopt the Fiscal Year (FY) 2025-26 Appropriation Limits pursuant to Article XIII B of the California State Constitution.
2. Commence Budget Hearings with the County Administrative Office summary presentation of the FY 2025-26 Recommended Budget on May 28, 2025, at 9:00 a.m. and continue Budget Hearings on May 29, 2025, beginning at 9:00 a.m. if necessary.
3. Authorize and direct the County Administrative Office to prepare the FY 2025-26 Adopted Budget Resolution reflecting changes made by the Board during Budget Hearings, to make any changes in budget units to reflect any position and/or account adjustments approved by the Board during or prior to Budget Hearings.
4. Authorize and direct the County Administrative Office to adjust, if needed, position counts, appropriations, revenues, fund balances, etc., to correct clerical, technical, and inadvertent errors due to erroneous entries in the County's budget system.
5. Authorize the County Administrative Office to cap the funding for Development Set-Aside (DSA) at the FY 2022-23 level in the FY 2025-26 Recommended Budget. This represents a reduction of \$881,585 from the established formula to redirect toward other critical needs. The FY 2025-26 Recommended Budget continues to fund \$505,000 for other organizations including \$200,000 for Salinas Valley Promise, \$200,000 for Salinas Regional Soccer Complex, \$100,000 for Shuman Heart House, and \$5,000 for the Prunedale Senior Center.
6. Authorize the County Administrative Office to amend the General Financial Policies by adjusting the contribution of Transient Occupancy Tax (TOT) revenue to the Road Fund from the capped rate of 25.0% of County TOT revenue based on prior year audited actuals to \$6,466,393, the FY 2025-26 maintenance of effort (MOE) requirement, effective July 1, 2025. Authorize and direct the County Administrative Office to incorporate into the FY 2025-26 Adopted Budget the updated TOT contribution to the Road Fund.
7. Authorize the County Administrative Office to temporarily suspend the annual contribution to the unfunded accrued liability (UAL) supplemental pension (115 Pension Trust) program as set forth in the Pension Liability Policy, to meet other unfunded needs in the FY 2025-26 Recommended Budget.
8. Authorize the County Administrative Office to release \$125,214 from Compensated Absences Assignment in the FY 2025-26 budget to provide funding to each Board District (District) to meet unfunded community project needs within each District as determined by each Supervisor.
9. Authorize the County Administrative Office, in the event that any unbudgeted/unassigned fund balance is available at year-end FY 2024-25, to allocate in the following order of priority:
  - a. For support of the Strategic Reserve (3111), not to exceed established Board policy of 10% of estimated FY 2024-25 General Fund revenues (excluding Natividad Medical Center Strategic Reserve) as prescribed in the County of Monterey General Financial Policy;
  - b. In an assignment to be used for the FY 2026-27 Recommended Budget;
  - c. For the General Fund Contingency Assignment (3113) to help cover unanticipated events or emergencies as prescribed in the County General Financial Policy.
10. Authorize the County Administrative Office to transfer or release to/from assignments associated with the following self-funded programs in the event they require additional funds or have excess funds at the end of FY 2024-25:
  - a. Information Technology Charges Mitigation Assignment (3124).

11. Authorize the County Administrative Office to adjust the FY 2025-26 Adopted Budgets for the other funds under the authority of the Board of Supervisors to reflect the FY 2024-25 year-end final available fund balance.
12. Consider approval and adoption of the Public Works Annual Work Program for the Road Fund for FY 2025-26. California Code of Regulations Section 994 - Road Construction & Maintenance Activity, and Streets & Highways Code Division 3, Chapter 1, Section 2007 require that a Road Fund budget be submitted to the Board of Supervisors at the same time as other County departments submit their recommended budgets. The Public Works Facilities and Parks - Public Works Annual Work Program outlines planned expenditures within the recommended Work Program (Road Fund) budget by project and activity. It details anticipated administrative, engineering, and reimbursable expenditures along with planned capital project expenses and maintenance activities.

# Fund Structure



## Fund and Organizational Structure Relationship

Departments	Governmental Funds																									Proprietary Funds													
	General Fund	Special Revenue																				Debt Service			Capital Projects		Enterprise			Internal Service									
		1001	1201	1210	1220	1230	1240	1250	1260	1270	1280	1290	1300	1310	1320	1330	1350	1360	1340	1370	1025	1531	1905	1390	1910	CSAs / CSDs*	1805	1820	1830	1930	1935	2010	2020	2030	2110	2105	2120	2200	
Board of Supervisors	X																																						
Emergency Management	X													X																									
County Administrative Office	X						X			X										X																	X		
Human Resources	X																				X																X		
Civil Rights Office	X																																						
Auditor-Controller	X																									X													
Treasurer-Tax Collector	X																																						
Assessor-County Clerk-Recorder	X																X																						
County Counsel	X																																		X	X			
Clerk of the Board	X																																						
Elections	X																																						
Emergency Communications																X		X											X										
Information Technology	X																																						
District Attorney	X										X																												
Child Support Services	X																																						
Public Defender	X										X																												
Sheriff-Coroner	X										X																												
Probation	X										X																												
Agricultural Commissioner	X																																						
Housing & Community Dev.	X						X		X										X		X			X															
Public Works, Facilities & Parks	X	X			X																	X	X			X		X	X			X	X				X		
Health	X									X		X	X		X								X			X		X	X				X	X					
Social Services	X			X		X					X			X																									
Library			X								X			X																									
Cooperative Extension Service	X																																						
Natividad Medical Center																														X	X								
* CSA funds include 1401-1443; CSD funds include 1521-1525.																																							

\* CSA funds include 1401-1443; CSD funds include 1521-1525.

---

# Three Year Forecast

---

## Monterey County Financial Forecast

March 2025

### Introduction

The County Administrative Office is pleased to present the financial forecast for the County of Monterey. The forecast is the first step of the annual budget development cycle, which concludes with the adoption of a balanced budget by July 1 of each year. To meet this timeline, staff conducts a comprehensive mid-year review of planned spending and anticipated revenues for the current fiscal year (FY 2024-25), the upcoming budget year (FY 2025-26), and two additional years. The result of this review is an assessment of the County's financial condition, emerging needs, and expected fiscal capacity to meet those needs.

### Approach and Assumptions

The forecast is an analysis of estimated revenues and costs for existing levels of staffing and services within the context of current statutes and policies. A forecast is different than a budget. In forecasting, departments estimate "normal" cost of operations, which generally include the filling of vacancies and current level of discretionary spending. Developing a three-year forecast provides a window of opportunity to identify potential actions necessary to balance revenues and expenditures over the long-term to ensure financial sustainability of the County. Similarly, the forecast also serves as a tool for the upcoming budget to assess the impact that decisions made in the present, such as considering wage increases, a new revenue source or the funding of a new program, will have on future fiscal condition of the County.

The forecast includes employee salary and benefits changes as authorized under existing memorandums of understanding (MOUs) and scheduled employee step advances. The forecast also takes into consideration known increases in PERS retirement rates and health insurance premiums. Revenue estimates are based on the most recent financial data and available information about federal and State funding levels. The forecast compares expenditures required to carry out existing operations related to estimated financing sources. This analysis is a key financial management tool to guide the upcoming budget process and help preserve long-term financial stability.

### General Fund Results Prior Fiscal Year

The general fund supports core governmental functions related to public safety, land use and environment, public assistance, health and sanitation, recreation and education, and finance and administration. The FY 2023-24 adopted budget included \$847.8 million in appropriations, matched by an equivalent amount of financing: \$836.7 million in revenue and \$11.1 million in fund balance. Throughout the year, subsequent modifications increased appropriations by \$60.4 million, financed by \$29.8 million in additional revenue for one-time expenditures.

The County ended the fiscal year with a favorable performance compared to the final budget. The general fund ended with revenues of \$858.8 million, cancellation of assigned funds of \$23.1 million, cancellation of \$15.2 million of restricted fund balance, releases of strategic reserve of \$25.0 million; expenditures of \$830.2 million, additions to restricted fund balance of \$11.8 million, additions to assigned fund balance of \$53.6 million, and replenishment of strategic reserve of \$19.1 million which



resulted in an initial operating surplus of \$7.3 million. \$24.6 million of additions were made to the assigned fund at the direction of Board of Supervisors following the Budget End of Year Report for FY 2023-24. These additions included \$10 million to replenish the Strategic Reserve, \$6.0 million to cover salary and project cost increases in FY 2024-25, \$5.2 million for the 168 W Alisal solar project, and \$3.4 million for other projects that can be found in RES 24-198. Even though the County had to release significant amounts from its strategic reserves, the Board's strong commitment to prioritize its replenishment is a strong indicator of the County's commitment to weathering future unforeseen events and meet emerging needs with strategic planned use of its reserves.

## Subsequent Events

During the time period between departmental forecast submissions and the publication of this report, changes in department outlooks have occurred. Below is a list of items that are expected to have a major impact on the results of our current year. These items were not included in the initial forecast and will not be included in the charts and tables provided throughout this document.

**Sheriff** – Due to issues with submission timelines, the Sheriff's Office believes the numbers shared in this report do not reflect an accurate financial position for FY24-25 and future years. While the forecast indicates a small deficit of \$43,519 in the current fiscal year and \$10.7 to \$25.5 million in forecast years, the department has provided a more up to date estimate of deficits of \$7.6 million in the current year and ranging from \$29.6 million to \$44.4 million in future years. The Sheriff's Office increased deficit in expenditures is largely driven by negotiated wage increases from various labor unions amounting to \$5.4 million, as well as \$1.3 million in retirement and separation payouts. Both of which have not been included in this forecast.

**Health Department** - Although the forecast depicts the department ending the current fiscal year with a \$5.4 million deficit, the Department anticipates narrowing or closing the gap with additional new fee for service revenue at the primary care clinics which was identified after the submission of the year-end estimates, and with expenditure adjustments. The Department projects ending within or very close to the allocated General Fund Contribution in the current year. The projected deficits in the forecast years are clerical in nature, as use of restricted funds was not included. The Department will submit annual budgets in compliance with the allocated General Fund Contribution.

**Social Services** - For the prior year, FY2023-24, DSS ended the year with a deficit of approximately \$6.5 million due to delayed revenue that was not received until after the fiscal year accrual deadlines. The revenue received to balance this deficit is not included in this forecast as it does not represent operational revenues for the current fiscal year. Therefore, at the FY2024-25 year end, DSS expects to have a technical surplus of \$6.5 million to return to the General Fund.

The 3 items listed above are expected to have a favorable net impact of \$4.3 million to the results presented below. However, it should be noted that \$6.5 million of this favorability is funds that are revenues received to balance the FY2023-24 DSS deficit.

## General Fund Current Fiscal Year Estimated Results

The three-year forecast for the General Fund indicates challenging results in FY 2024-25, but those results turn to significant deficits in the three following fiscal years. Given this forecast, the Board's commitment to prudent financial management of the County's finances will be imperative in the

upcoming fiscal years. This prudent management approach is evident in the current year, the County could add an estimated \$13 million to fund balance at the end of FY 2024-25. This positive result could not have been achieved without continuous management of operational budgets by Departments. The modified budget is not inclusive of transactions occurring after the submission of the current year estimate. Although results are positive for the entire fund, upcoming challenges with potential federal funding issues and increases in wages can add to the volatility of these estimates.

#### General Fund Outlook through 2027-28 (figures in millions of dollars)

Overall, 17 general fund departments are estimating ending the year within their budget and estimating a \$9.3 million surplus. However, 6 departments estimate they will end the year over their allocated GFC, resulting in a deficit of \$8.5 million. Significant deficits are estimated for the Health Department (\$5.4 million), Public Works, Facilities and Parks (\$2.0 million), and the Department of Social Services (\$970,239). Details for departmental forecasts are provided toward the end of this report.

Department	Final Budget	Current Year Estimate	Variance
Agriculture Commissioner's Office	\$ (5,838,428)	\$ (4,690,724)	\$ 1,147,704
Assessor-County Clerk-Recorder	\$ (6,264,616)	\$ (5,921,731)	\$ 342,885
Auditor-Controller's Office	\$ (1,191,747)	\$ (1,138,930)	\$ 52,817
Board of Supervisors	\$ (6,382,790)	\$ (6,312,593)	\$ 70,197
Civil Rights Office	\$ (382,624)	\$ (432,666)	\$ (50,042)
Clerk of the Board's Office	\$ (987,345)	\$ (990,944)	\$ (3,599)
Cooperative Extension Service	\$ (570,019)	\$ (565,851)	\$ 4,168
County Administrative Office	\$ (8,182,123)	\$ (7,851,187)	\$ 330,936
County Counsel	\$ (1,637,140)	\$ (1,391,153)	\$ 245,987
Department of Child Support Services	\$ (62,821)	\$ (25,141)	\$ 37,680
Department of Emergency Management	\$ (3,731,803)	\$ (3,532,638)	\$ 199,165
Department of Social Services	\$ (26,348,875)	\$ (27,319,114)	\$ (970,239)
District Attorney's Office	\$ (19,611,946)	\$ (17,199,010)	\$ 2,412,936
Elections Department	\$ (4,125,284)	\$ (4,112,148)	\$ 13,136
Health Department	\$ (25,542,267)	\$ (30,987,572)	\$ (5,445,305)
Housing and Community Development Department	\$ (9,625,779)	\$ (8,315,855)	\$ 1,309,924
Human Resources Department	\$ (813,044)	\$ (274,867)	\$ 538,177
Information Technology Department	\$ (2,769,799)	\$ (1,192,530)	\$ 1,577,269
Probation Department	\$ (25,210,412)	\$ (24,767,320)	\$ 443,092
Public Defender's Office	\$ (14,992,145)	\$ (14,766,447)	\$ 225,698
Public Works, Facilities and Parks Department	\$ (14,538,470)	\$ (16,509,188)	\$ (1,970,718)
Sheriff-Coroner	\$ (102,632,910)	\$ (102,676,429)	\$ (43,519)
Treasurer-Tax Collector	\$ (245,845)	\$ 140,304	\$ 386,149

Expenditures are \$5.3 million lower than the modified budget, and therefore contributing a positive bottom line. The lower expenditures are primarily due to the salary and benefit saving in the general fund of \$16.5 million mainly in the Health Department (\$5.3 million), District Attorney's Office (\$1.8 million), and Probation (\$1.7 million). Favorability in salary and benefits is partially offset by an increase to services and supplies of \$9.0 million.

Current year non-program revenue is estimated \$3.5 million higher than budget primarily due increased property tax of \$2.7 million and Federal Aid of \$1.0 million.

## Forecast

The forecast reveals significant deficits in the upcoming three years. FY 2025-26 forecasts estimates a deficit of \$43.3 million. Similarly, the deficit grows to \$67.4 million and \$93.6 million in FY 2025-26 and 2026-27 respectively. These deficits are projected despite the anticipated increases in non-program revenue next in the forecast years. This imbalance is the result of continuing increased costs which will exceed available funding. More details about the cost drivers creating this imbalance are provided in the cost driver section of this report.

Furthermore, there are pending negotiations, classification and compensation studies being performed by the Human Resources Department which could affect the projected expenditures in FY 2024-25. The forecast reflects deficits primarily driven by the rising cost of health insurance, PERS, general liability insurance, worker's compensation, and negotiated salary increases.

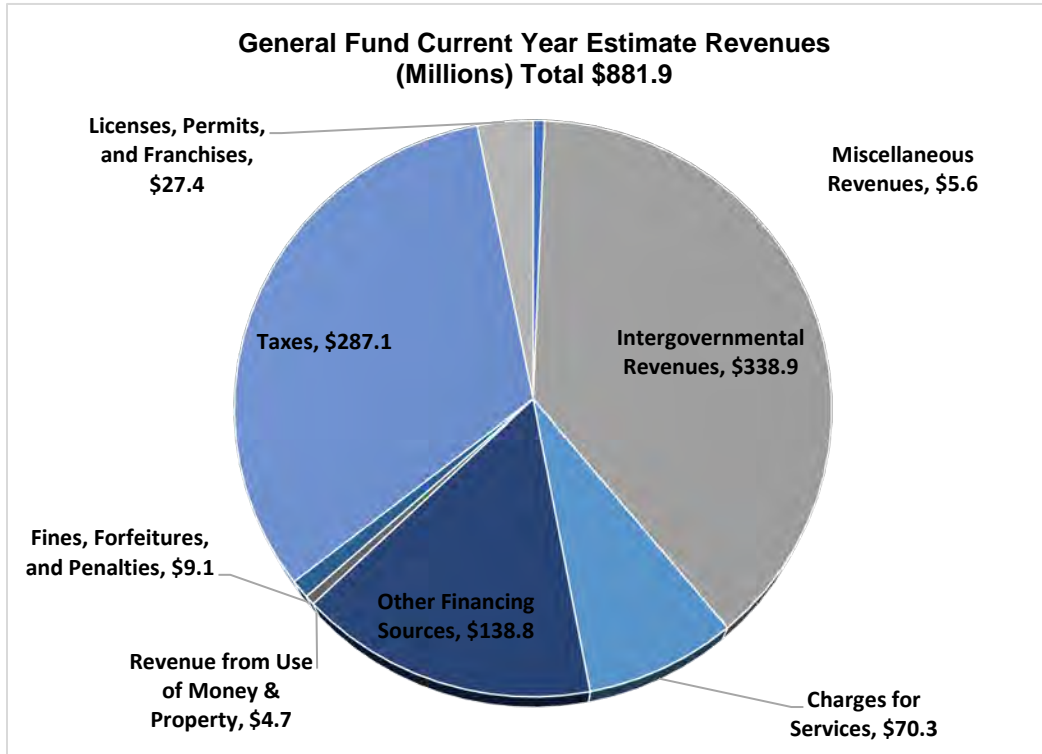
Departments estimate program revenues based on the programs they deliver and known federal and State funding sources as well as grants for the forecast period. Non-program revenue, which is the County's discretionary revenue, is projected to increase. County staff are typically conservative when estimating revenues and expenditures with actual performance generally favorable compared to forecasts. These hypothetical deficits are based on current operations and policy and do not include future service enhancements, wage increases for wage studies, changes in federal or State financial commitments, or revenue declines in an economic downturn, or inflationary changes.

Looking into the future, the County, like the State and other local governments, must continue to plan for a stable and sustainable future for coming generations by maintaining its Strategic Reserve, addressing infrastructure needs, and paying down unfunded liabilities. The financial forecast assumes that the economy continues to grow through the forecast period and does not include potential impacts that may result from possible federal or State policy changes or impacts of a recession or current year discretionary revenue declines. This forecast also does not include any consideration of the use of the County's new sales tax revenue beginning in April of 2025. Consideration of these revenues will be brought forward at a later date when more reliable estimates are calculated.

While some growth is assumed in forecasted years, it is not sufficient to cover increases in costs for current levels of staffing and services. Any new budget commitments will increase the severity of reductions the County would have to make in an economic downturn. Given these uncertainties and events, prudent financial management practices, including limiting new on-going commitments or expansion of programs, is paramount for the current environment.

## General Fund Revenues

General fund revenue is composed of program and non-program revenue. Program revenue is specifically designated and/or statutorily required for programs. Sources of program revenue are derived from State and federal aid for various mandated programs primarily in Health and Social Services, charges for services are primarily fees collected by health clinics and other revenues include primarily reimbursement from realignment funds for health, social services, and public safety programs.



Non-program or “discretionary” revenues are mostly derived from taxes and are utilized to address local priorities and to provide funds to leverage federal and State monies, including maintenance of effort requirements.

**Current year revenues are \$5.7 million over budget expectations.** The major variances compared to budgeted revenue in the current year include:

- **Revenue in the Department of Social Services is \$10.1 million higher than budget.** The estimated revenue increase is correlated to the increase in reimbursable expenditures by the State for higher salary costs of negotiated staff COLAs and increased entitlement caseload costs for CalWORKS, General Assistance, and Out of Home Care programs.

For the prior year, FY2023-24, DSS ended the year with a deficit of approximately \$6.5 million due to delayed revenue that was not received until after the fiscal year accrual deadlines. The revenue received to balance this deficit is not included here as it does not represent operational revenues for the current fiscal year. Therefore, at the FY2024-25 year end, DSS expects to have a technical revenue of \$16.6 million greater than the budget.

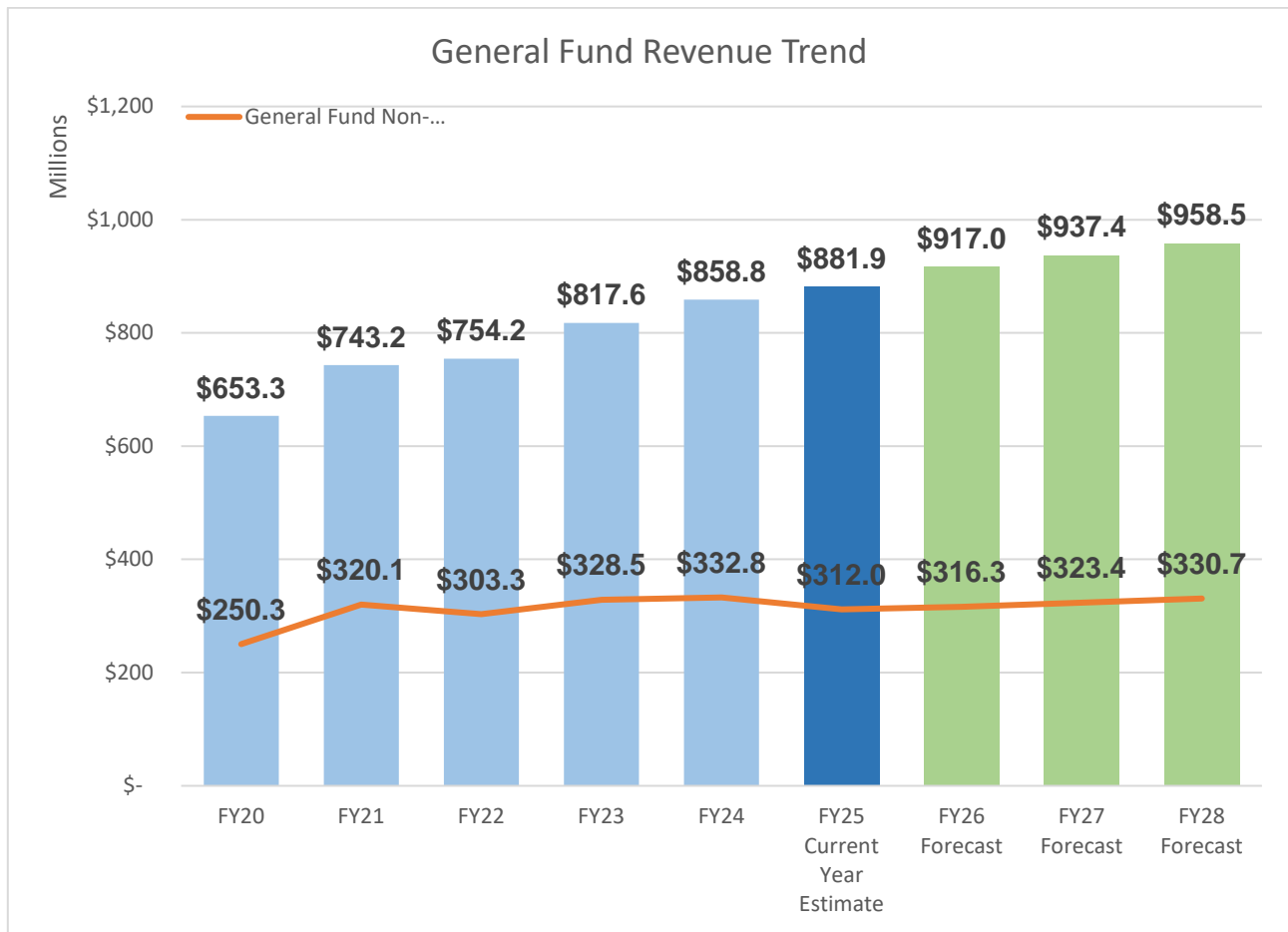
- **Revenue in the County Administrative Office is \$6.7 million higher than budget.** This revenue increase was driven by an \$8.5 million transfer from NMC Enterprise Fund to the

Strategic Reserve Fund and will be offset by a decrease in Fund 2010. Funds were transferred to increase reserves available for NMC's working capital to cover major capital projects and equipment, which include a hospital information technology system conversion. This increase is partially offset by a \$1.1 million reduction of Federal Aid expected for Homelessness Strategies and Initiatives, and a \$0.5 million reduction in Fines, Forfeitures, and Penalties recovered.

- **Non-program revenue is projected to be \$3.5 million higher than budget.** In the current year, the increase in discretionary revenue is largely driven by property tax \$2.7 million above budget due to higher property values.
- **Revenue in Public Works, Facilities, and Parks is \$1.0 million higher than budget.** The revenue increase is mainly attributed to higher park visitation at Lake San Antonio due to improved water levels (\$0.3 million), a \$0.1 million grant for a boat, and \$0.1 million from increased shared utility costs. Additionally, \$0.4 million in revenue was transferred in to cover the unscheduled maintenance projects.
- **Revenue in the Sheriff-Coroner is \$0.9 million higher than Budget.** Increase in revenue is driven primarily by CalAIM grants provided to support inmate care and supportive services as they transition back to the communities.
- **Revenue in the Health Department is \$15.5 million below budget.** The contributing factors to lower than budgeted revenue include the high vacancy rate which impacted the level of services provided, and decreased patient visits at the primary clinics.
- **Revenue in the Treasurer Tax Collector is \$1.1 million below Budget.** The Treasurer Tax Collector projects revenue to be \$1.1 million below budget due to lower levels of reimbursable expenditures in the TTC's Revenue and Treasury Divisions. In addition, the repeal of various administrative fees by Assembly Bills 177 and 199 continues to negatively impact previously collectible revenue sources.

**Forecasted years exclude one-time revenue sources and ARPA revenue, but overall, assume modest growth in program and discretionary revenues.** Departments balance their budgeted expenditures based on a combination of revenues earned directly by the program (State reimbursement, permit fees, clinic charges, etc.) and County contributions of discretionary "non-program" revenue.

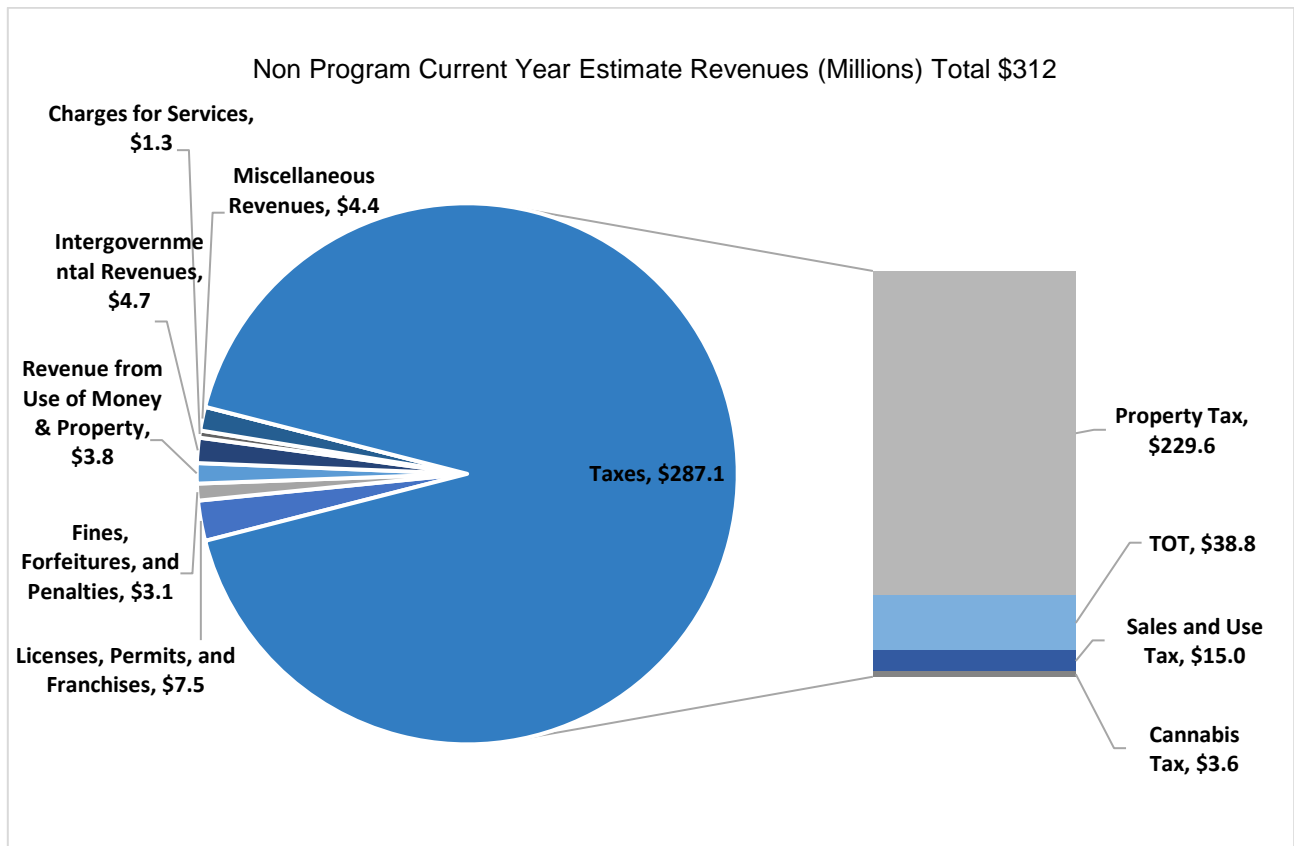




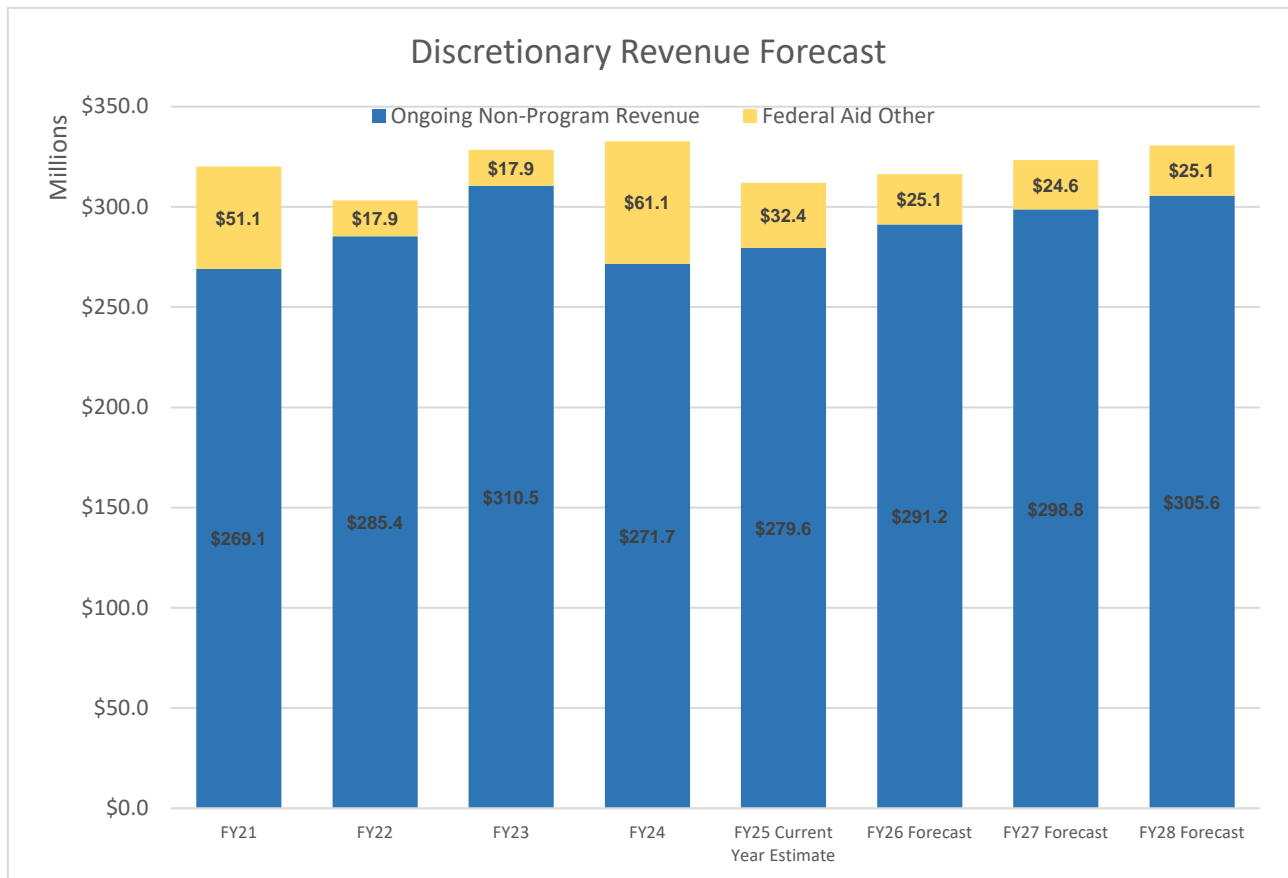
Since FY 2013-14, the County’s program revenues have mostly grown under state-county realignment and the Affordable Care Act to support increased responsibilities and associated costs, including mandated public assistance and health and public safety programs. For FY 2025-26, general fund revenues are estimated to increase \$35 million. This increase is primarily due to higher State reimbursements within DSS and the Health Department salary increases and will be offset by the related expenses. The chart above reflects the overall general fund revenue trend and the non-program revenue trend, which accounts for slightly over one-third of general fund revenues.

## Discretionary Revenues

Discretionary revenues provide the Board flexibility to address local priorities and to provide matching funds to leverage federal and State monies and to meet maintenance of effort requirements.



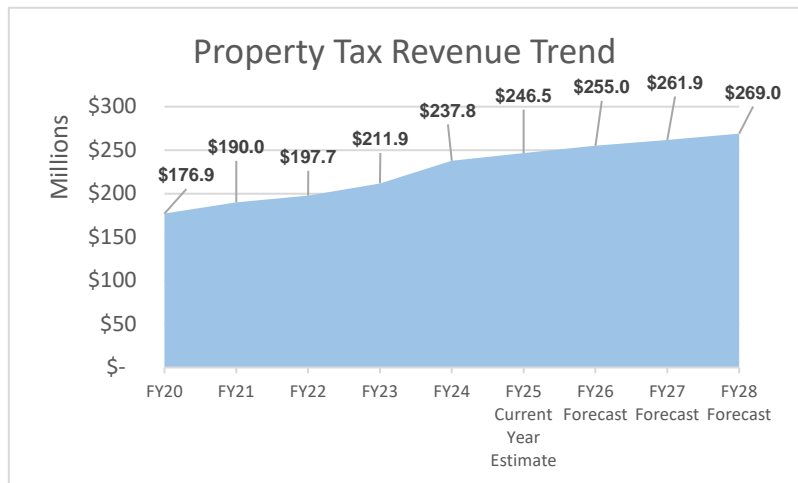
**Tax revenue accounts for majority of local discretionary monies.** Sources of non-program revenue are displayed in the chart above. Total non-program revenue in the current year is estimated at \$312.0 million. Property tax revenue is the largest source of non-program revenue, projected at \$229.6 million (74%) of total current year estimated non-program revenue. Other significant sources of discretionary revenue include: \$38.8 million in TOT, \$15.0 million in sales and use tax revenue, franchise fees of \$7.5 million, \$3.8 million of federal aid, tobacco settlement monies of \$3.8 million, investment income of \$3.8 million, and \$3.6 million in cannabis revenue.



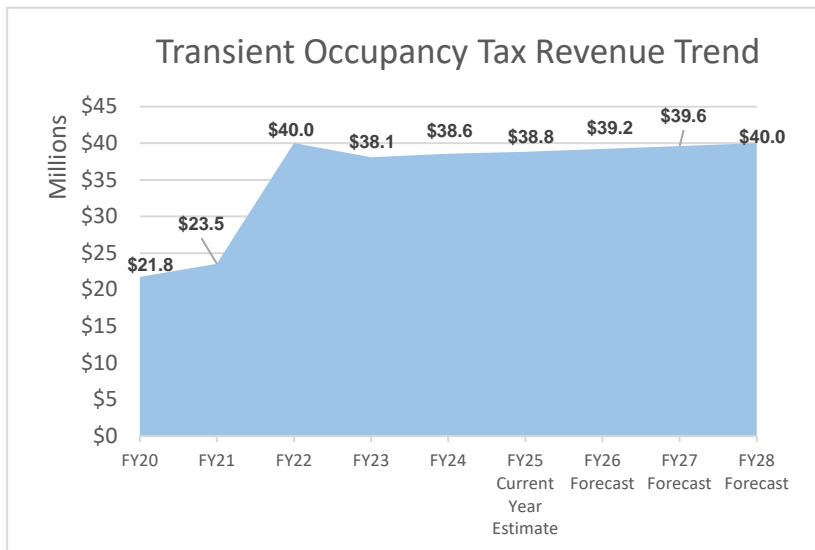
**Discretionary revenue continues to grow in coming years.** The chart reflects the projected non-program revenue in the current year, upcoming budget year (FY 2025-26) and two out years. Projected current year non-program revenue is above budget mostly due to improvement in property taxes as current year performance has fared better than initial more conservative estimates included in the budget. The chart also breaks out Federal Aid revenue from the prior year and current year, to reflect a more accurate trend in discretionary revenues. Adjusting out the Federal Aid revenues from the current year, we see that discretionary revenue grows \$11.6 million in FY 2025-26 and an additional \$7.6 million and \$6.8 million in the subsequent two years, respectively. The improvement in projected revenue is primarily due to positive trends in property tax collections resulting from higher assessments.

**Increases in property assessments result in discretionary revenue growth.**

As seen on the chart, property taxes continue to grow due to positive trends in property values and an increase in assessments. Next year, the forecast assumes a 3.4% growth resulting in a \$8.4 million improvement in property tax revenue. The two out years include a more conservative growth assumption of 2.7% each, yielding additional revenue of \$6.9 and \$7.1 million respectively.

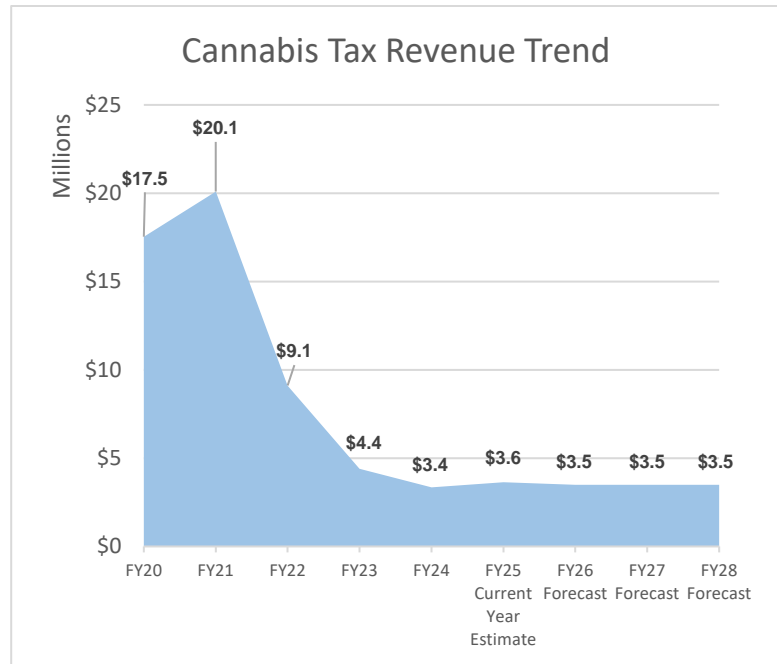


**Transient Occupancy Tax Continues at a Level Rate.** TOT is the County’s second largest source of discretionary revenue. Often referred to as the “hotel tax,” TOT is the tax applied on hotel/motel accommodations. Various tourist attractions contribute to the County’s TOT. The tax rate for Monterey County is 10.5%. The pandemic and corresponding stay at home orders negatively impacted revenue collected in the second half of the FY 2019-20. As travel restrictions eased in FY 2020-21, the County saw a rebound in tourism with revenues coming in at \$23.5 million. In FY 2021-22 TOT revenue came in at a historic \$40.0 million. In FY 2022-23 and FY 2023-24, TOT revenue remained high at \$38.1 million and \$38.6 million. TOT revenue is expected to remain stable at an estimated \$38.8 million in revenue for FY2024-25 and has been forecasted in out years with an expected growth of 1.0% assuming no economic downturn.



**Cannabis revenue continues at a decreased level based on approved tax changes.** In FY 2022-23, the Board approved reductions to cannabis tax rates resulting in \$5.5 million decrease to cannabis revenue. Cannabis revenue is estimated to be \$3.6 million for FY 2024-25. If lower cannabis tax rates are adopted by the Board of Supervisor as cost pressures continue in the industry, cannabis revenue will further decrease, and the cannabis program will be further affected.

As of the date of this report, the cannabis assignment has an estimated uncommitted balance of \$0.3 million. The assignment is not expected to grow future years since cannabis revenue is allocated entirely as part of the GFC next fiscal year. Assignment utilization in FY 2024-25 totals \$2.2 million as shown in the table below.



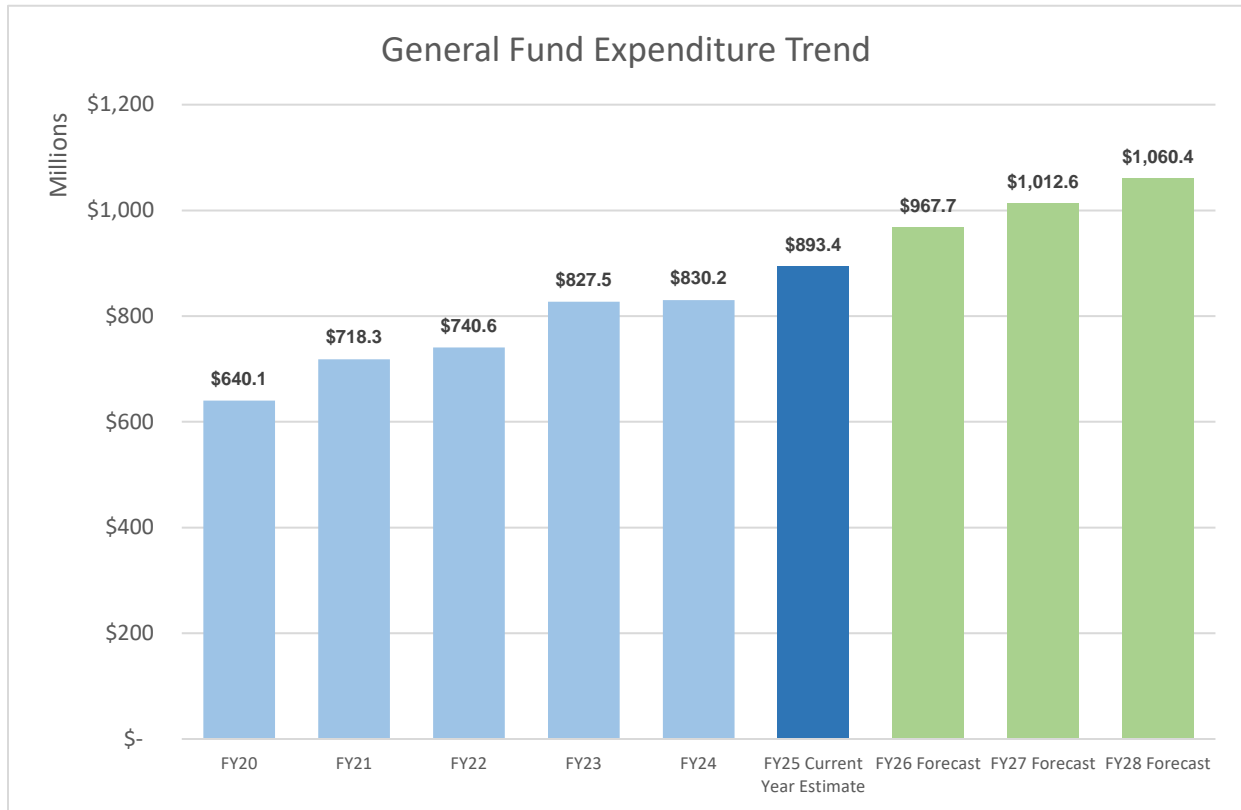
### Cannabis Tax Assignment

Description	Amount	Budgeted	Total
FY 2023-24 Beginning Balance		\$	3,237,666
Use of Assignment approved by Board		\$	653,136
<b>Balance</b>		\$	<b>2,584,530</b>
Approved for FY 2024-25 Budget by Board		\$	1,701,645
Recommended Uses BEYR FY 2024-25			
District 2 Project		\$	58,027
District 5 Project		\$	25,000
DEM EOP		\$	125,000
DEM Strategic Plan		\$	35,000
Climate Action Plan - Sustainability		\$	275,000
Civil Rights Office - Contracted Services		\$	25,505
<b>Available Balance</b>			<b>\$339,353</b>



## General Fund Expenditures

The FY 2024-25 adopted budget included appropriations of \$881.9 million. The modified budget is \$900.7 million. There are modifications to budgets which occurred after this report was compiled and



were not included in the modified budget figures due to timing. Departments continue to amend their budget throughout the year as the need arises and the final modified budget will be different.

**Current year expenditures are estimated at \$893.4 million, or 7.3 million below budgeted expenditures.**

The primary factor for below budget expenditures in the current year is \$16.5 million in salary and benefits savings from vacancies across the County. The Health Department alone accounts for \$5.3 million in salary and benefit savings, the District Attorney's Office accounts for \$1.8 million, and Probation Department \$1.7 million, as the departments continue to struggle recruit and to find qualified staff.

At the writing of this report, the County had an overall 13.5% vacancy rate in the general fund. For perspective, the 2.5% increase that most units in the County received and the wage adjustments had an estimated cost \$22.5 million in the current year, based on currently filled positions. At the time the forecast was developed there were an estimated 486 vacancies in the general fund, with an estimated annualized value of \$51.2 million next fiscal year. Of these vacancies, approximately 56% reside within two departments: Health and Social Services. To the extent these departments fill vacant positions costs will go up, but it is likely some of the costs would qualify for some level of reimbursements from State and federal agencies. Therefore, vacancies in these departments do not translate into County savings to the same extent as departments which cannot seek reimbursement

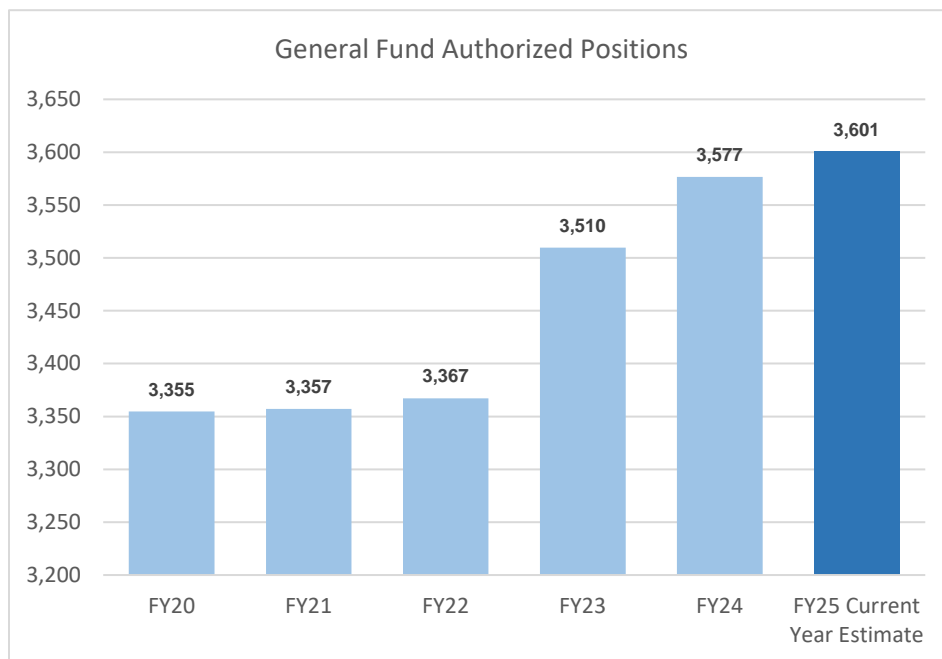
from State and federal agencies for costs not incurred. The same holds true for departments with grant-funded vacancies or departments that share cost with other payors.

For next year’s forecast, one-time expenditures such as infrastructure projects are excluded. In the forecast, departments generally assume that all vacancies are filled and at top step. This conservative estimate illustrates potential increases in expenditure levels; however, expenditures are curtailed to available funding. As responsible fiscal managers, Departments make operational changes if funding levels are constrained, including delaying hiring of vacant positions. An adjustment for salary savings is made in the forecast years. This adjustment is discussed later in the report.

The FY 2024-25 adopted budget included a fund balance use of \$18.5 million to support department programs and one-time funding needs. Departmental restricted fund balance is utilized by the Health Department (\$4.5 million) to cover a liability payment to the state related to the true-up of payments received and services rendered in health clinics and for environmental health oversight. The Department of Social Services plans to utilize \$3.4 million in restricted funds for its community programs and other programs. The County Administrative Office will use \$1.4 million to provide a rate subsidy to Pajaro Sanitation District. Public safety departments use of \$924,596 in departmental restricted fund balance for expenses that meet restrictions of funds. Additionally, the Budget includes cancellation of assignments including \$1.1 million from the Information Technology Assignment to fund projects to replace technology infrastructure; \$1.7 million from the Cannabis Assignment to fund body-worn cameras in the Sheriff’s Office and to fund a position in the Department of Emergency Management; \$550,000 from the disaster assignment to fund an agreement to manage Federal Emergency Management Agency (FEMA) cost recovery for previous disaster response; and \$1.0 million from the Compensated Absences Assignment to provide additional funding for community requests.

## Major Cost Drivers

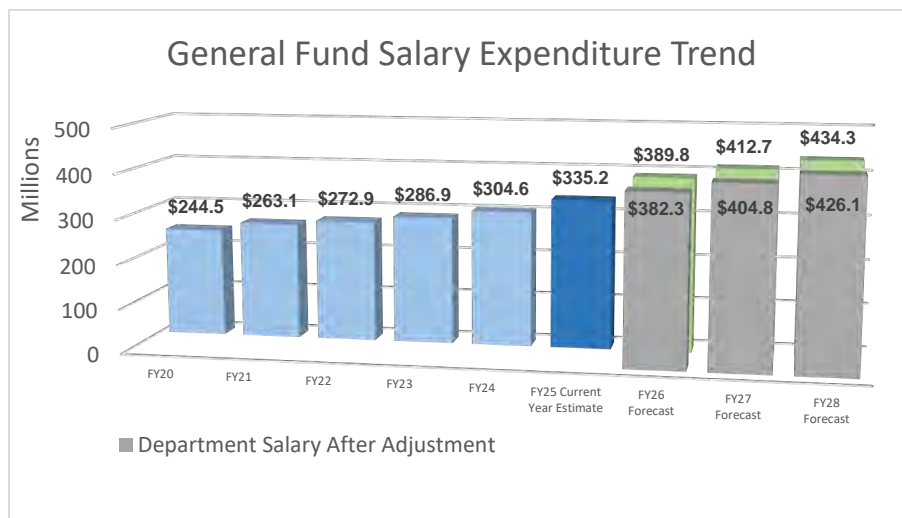
County programs and services continue to be impacted by higher labor costs resulting from negotiated



salary increases, increased employer pension contributions, increased healthcare costs, higher workers' compensation, and general liability costs.

**Prior and current fiscal year wage increases add to salary cost.** Higher salary costs are associated with wage increases based on approved MOUs, which provided employees in most bargaining units a 2.5% base wage increase in FY 2023-24. Over the past five years, the general fund has absorbed an average annual increase of \$11.6 million in salary costs. In the fall of 2024, the Board of Supervisors approved various Tentative Agreements with labor groups which included wage increases for FY 2024-25 through FY 2026-27. The Board approved annual wage increases for most labor groups of 4.0% through FY 2026-27, while CEMA represented units received 4.0% every six months starting in January 2025 and ending in July 2026. Additionally, the County has implemented wage adjustments for various classifications throughout the County resulting in increased costs to the County. These adjustments originated from compensation studies conducted by Human Resources in accordance with the County's compensation philosophy. Independent of position growth, wage increases approved for the three fiscal years had an estimated impact of \$45.3 million in cost (wages and impact to payroll taxes and higher pension contributions) to the general fund in the current year, compounded to \$150.8 million by the end of FY 2027-28. The forecast assumes approved wage increases through FY 2027-28.

Along with increases in staffing levels, salary increases continue to constrain department's budgetary flexibility. General Fund positions grew year-over-year by a total of 246 positions from FY 2020-21 to FY 2024-25.



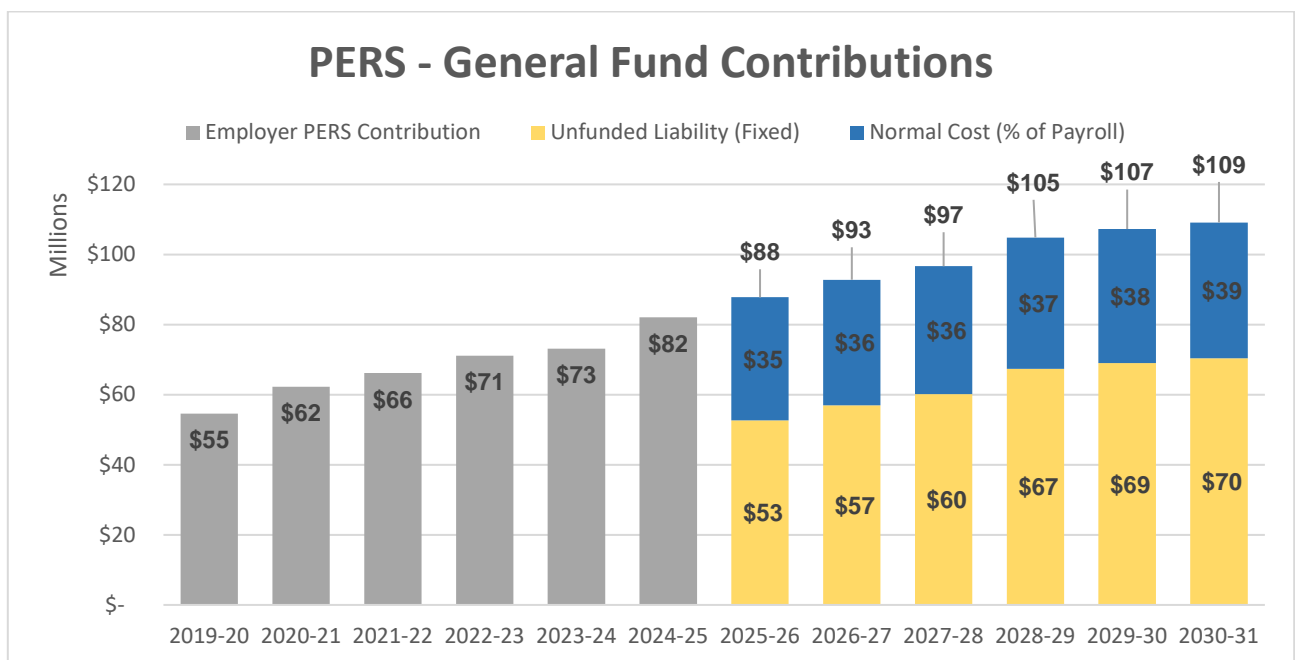
Departments estimate salary expenditures increases of \$30.6 million, from \$304.6 million in the prior year to \$335.2 million in the current year. The estimate includes higher wages based on labor agreements, classification age studies, plans to fill additional positions through the current year, and step advances. Departments generally forecast all vacancies are filled and at top step. Departments manage their budgets to anticipated funding levels, and thereby make changes to their operations – including delaying hiring. Additionally, savings in salaries have consistently occurred due to attrition and turnover. Some Departments such as Health and Social Services build in a vacancy rate into the forecast. However, it is important to note that most departments experience turnover and attrition, and actual performance is historically better than the projections. As such, the forecast added a salary savings adjustment to illustrate prior years' experience more closely in salary expenditures. Taking

the salary adjustment into consideration, salary expenditures increase to \$426.1 million by FY 2027-28. The forecast includes future wage increases for labor agreements through FY 2027-28 but does not include any increases for negotiations that are currently occurring.

**Employer contributions continue to increase.** The County continues to see its contributions towards employee pensions increase. Driving the increases are changes to CalPERS’ actuarial methodology, including the following actions:

- Changes in amortization and rate smoothing policies to accelerate paying down large unfunded liabilities.
- Change to fixed dollar contribution for the unfunded liability portion, rather than as a percentage of payroll, to prevent potential funding issues that could arise from a declining payroll.
- Adoption of new demographic assumptions that show retirees living longer, and thus requiring higher lifetime payout of benefits.
- Approval of a new funding risk mitigation policy to incrementally lower the discount rate.

Projected results assume no plan changes, no changes in assumptions, and no liability gains or losses. Additionally, projected results are based on investment returns not falling below the assumed rate of return, which will increase contributions. Projections are also based on payroll reported to CalPERS and assume an inflation factor; however, projections do not consider adding new positions. Any changes to those elements will have a direct impact on required contributions.



General fund contributions continue to increase in the forecast years with an increase of \$5.6 million next fiscal year bringing the total contribution to \$88 million.

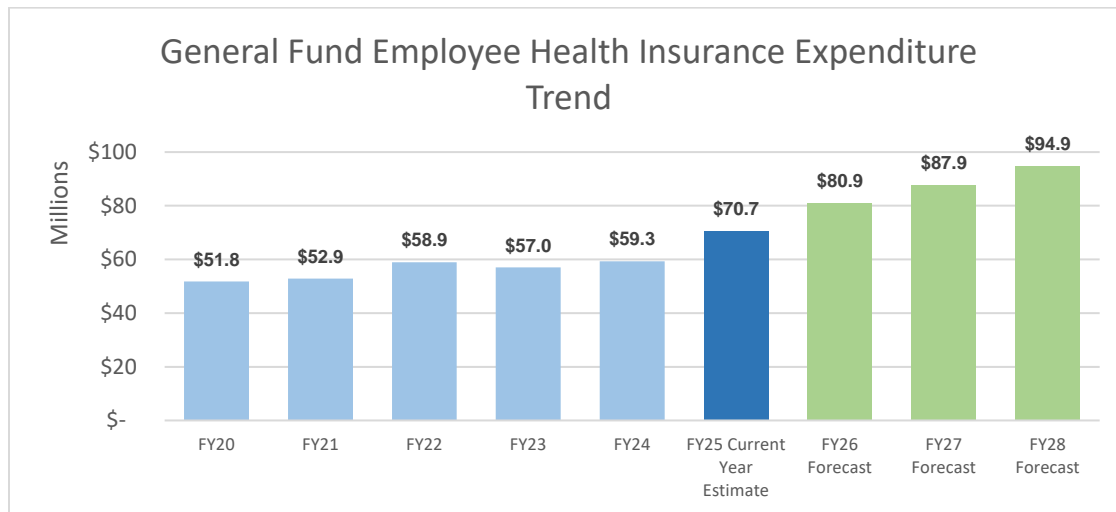
As part of their Funding Mitigation Policy, CalPERS is using a discount rate of 6.8% effective with the June 30, 2021 valuation. Their policy seeks to reduce funding risk over time and establishes a mechanism that prompts adjustments if the investment performance significantly outperforms the discount rate, expected investment returns, and strategic asset allocation targets. This was the case for FY 2020-21, where performance yielded a 21.3% return on investment, and therefore, a 20-basis point adjustment was triggered by the funding policy. However, in FY 2021-22, the performance yielded a

-6.1% return on investment leading to the first loss since the 2009 financial crisis. In FY 2022-23, the CalPERS investment return rate of 5.8% continued to fall short of the 6.8% discount rate. As a result, required employer contributions are expected to increase in the coming years. The projections in the chart above are based on CalPERS actuarial valuations, which are built on actual payroll data obtained by CalPERS, and therefore, based on existing levels of filled staffing. The chart breaks out the portion of the contribution that goes toward paying unfunded liabilities. The County's current unfunded liabilities are \$906.5 million after considering the \$108 million in the 115 -pension trust fund.

In addition to the increases shown in the chart above, higher inflation rates are expected to further increase the required contribution amounts in future years. During the time period between the valuation date and the publication of the CalPERS Actuarial Report, inflation has been higher than the expected inflation of 2.3% per annum. Since inflation influences cost-of-living increases for retirees and beneficiaries and active member pay increases, higher inflation is likely to put at least some upward pressure on contribution requirements and downward pressure on the funded status in the June 30, 2024, valuation. The actual impact of higher inflation on future valuation results will depend on, among other factors, how long higher inflation persists.

**Increases in health insurance premiums continue to add to Countywide fiscal pressures.**

Health care costs for the current year are estimated at \$70.7 million, an increase of \$11.4 million from the prior year. As comparison, costs increased \$7.5 million from FY 2019-20 to FY 2022-24.

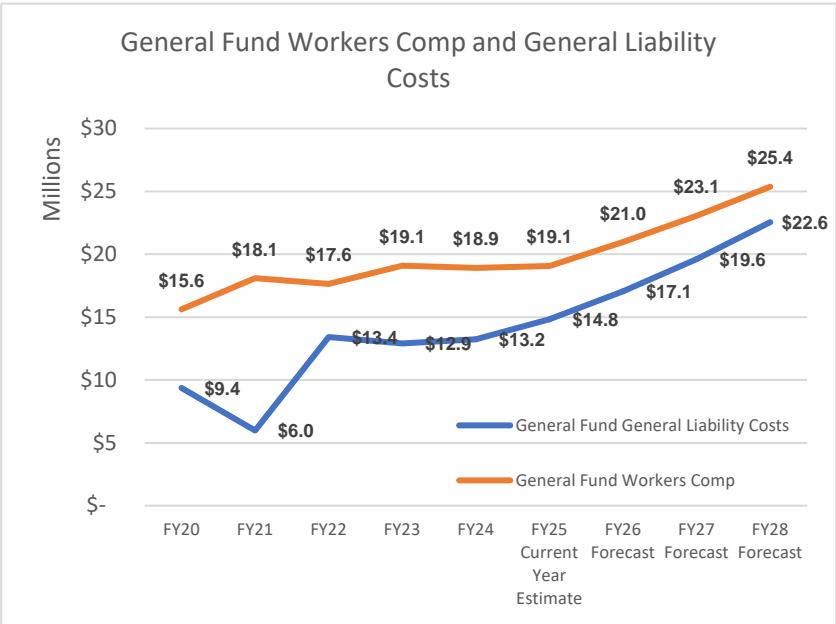


Additionally, costs are estimated to grow by \$10.2 million in FY 2025-26. This increase is a direct result of premium increases, phase out of more affordable plans, and the terms of the latest negotiated labor contracts which include higher County contributions for premiums and higher costs of flex cash credits provided to more bargaining groups. However, much of the increase is tied to assumptions that vacancies are filled in forecast years (FY 2024-25 through FY 2026-27).



**Costs to run internal service fund programs continue to increase.**

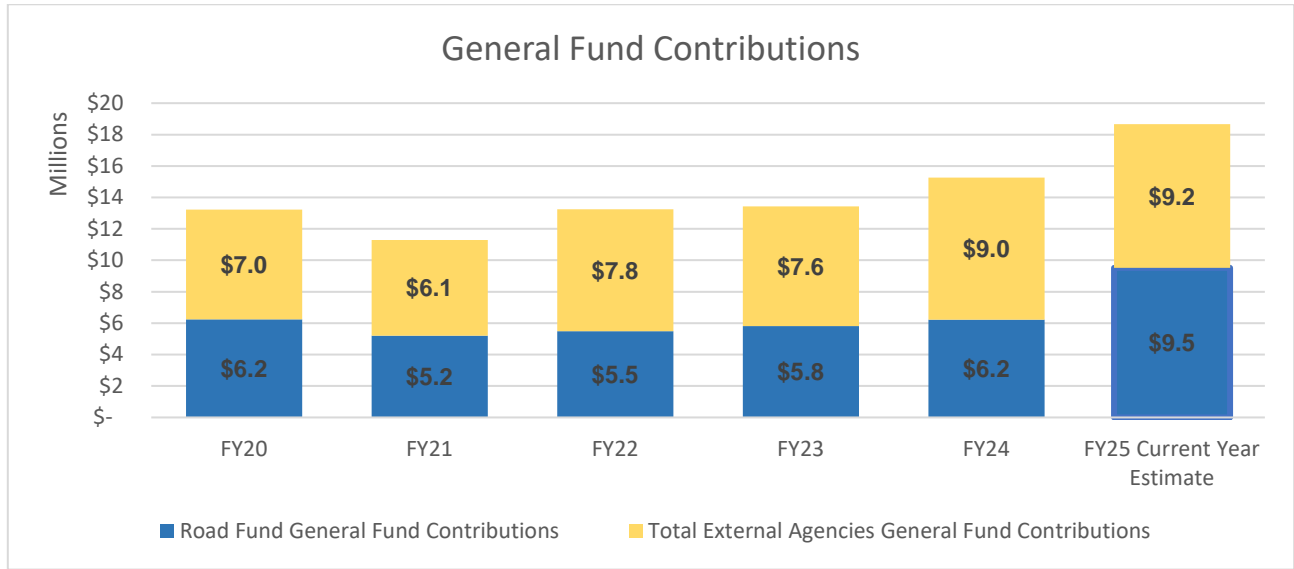
The workers’ compensation program continues its trend of increasing projected allocated costs. FY 2025-26 costs are estimated at \$21.0 million or \$1.9 million higher than the current year and projected to grow 10% annually in the following two years, to \$25.4 million by FY 2027-28. This growth represents a \$9.8 million increase from FY 2019-20 costs. Next fiscal year, the general liability (GL) program’s allocated costs to departments also are estimated slightly higher than the current year at \$14.8 million (recoverable and non-recoverable combined) and then grow 15% in the subsequent two years to \$22.6 million by FY 2027-28.



The chart above, shows the trend of historical and projected workers’ compensation and general liability costs. The chart reflects a dip in FY 2020-21 for general liability costs, which reflects the suspension of approximately \$8.5 million in charges of GL recoverable costs to general fund departments due to budgetary constraints. In FY 2021-22, the GL recoverable costs resumed.

**Funding Commitments**

In addition to operational cost drivers, County policy provides for funding towards external agencies and to the Road Fund. Funding agreements are based on percentage formulas, which have generally resulted in increased annual contributions in recent years. These commitments total \$18.7 million in FY 2024-25 and result from the following:



**Funding to external agencies in support of their mission to economic development.** County policy provides funding for agencies that promote economic development, tourism, and cultural arts. Contributions to these endeavors has varied over time as the County’s contribution adapts to the economic conditions facing the community. For example, during FY’s 2016-17 and 2017-18, contribution amounts were capped at FY 2015-16 levels, or \$1.9 million, due to fiscal constraints. In FY 2018-19, contributions returned to formula based; however, in FY 2019-20 contributions were set at a capped amount, totaling \$2.1 million. In FY 2020-21, the contribution was reverted to a formula driven approach, with a cap reflecting the anticipated decline of TOT revenue due to the COVID-19 Pandemic, resulting in a contribution of \$1.2 million. In FY 2021-22, the amount was based on a formula using FY 2018-19 (pre pandemic) revenue, resulting in a contribution of \$2.5 million. On April 26, 2022, the Board of Supervisors established that all future contributions will be capped at the FY 2019-20 amount of \$2.1 million. The forecast assumes static amounts from the current year. In FY 2022-23 adopted budget a one-time augmentation of \$10,000 to the Film Commission and \$20,000 to the Arts Council was approved by the Board. In FY 2023-24 adopted budget included a modified contribution which represented a 29.1% (\$657,113) increase over their year. In FY 2024-25 adopted budget the contribution was reverted to a formula approach; increased the DSA percentage of TOT from 8.93% to 9.19%; included the Business Council as an official DSA agency with a dedicated percentage of the formula; resulting in a total contribution of \$3.4 million. Contributions to these agencies had grown by an average of \$160,000 annually over the last nine fiscal years. During the budget development, the Board decides the level of contributions and can modify distribution percentages for this funding based on current economic conditions.

- **Proposition 172 revenues (Half-Cent Public Safety Tax).** The County distributes Proposition 172 revenues based on funding agreements to user agencies of the 911 dispatch center and to fire districts to promote public safety. These contributions are at the discretion of the Board. The FY 2024-25 contributions to user agencies of the 911 center total \$2.3 million and the allocation to the fire districts is \$4.1 million and were based on the original formula using FY 2021-22 actuals as the base. Contributions to user agencies and fire districts have grown \$582,895 and \$1.1 million annually over the last five fiscal years. Due to an uncertain economic outlook, it is assumed that Proposition 172 revenue will see no growth in contributions from the current year.
- **TOT to the Road Fund.** In FY 2013-14, the Board adopted a policy to contribute a percentage of TOT revenue to the Road Fund, recognizing that well maintained roads are vital to the local economy. In FY 2019-20, the Board approved adjusting the contribution to the Road Fund at a level necessary to meet maintenance of effort (MOE) with the difference directed to Board approved road projects. In FY 2022-23 the amount was kept at the minimum MOE required. In FY 2024-25 the Board approved 25 percent of TOT revenue to the Road fund. Based on current formulas, next fiscal year, the estimated contribution to the Road Fund to meet MOE is \$6.4 million will be exceeded by \$3.2 million for a total of \$9.6 million.

## Emerging Countywide Needs

The following table summarizes emerging needs including departmental cost pressures that will require budget solutions beginning in the current year and next fiscal year. Although most departments are anticipating absorbing the additional cost, some departments may require budgetary solutions in the current year.

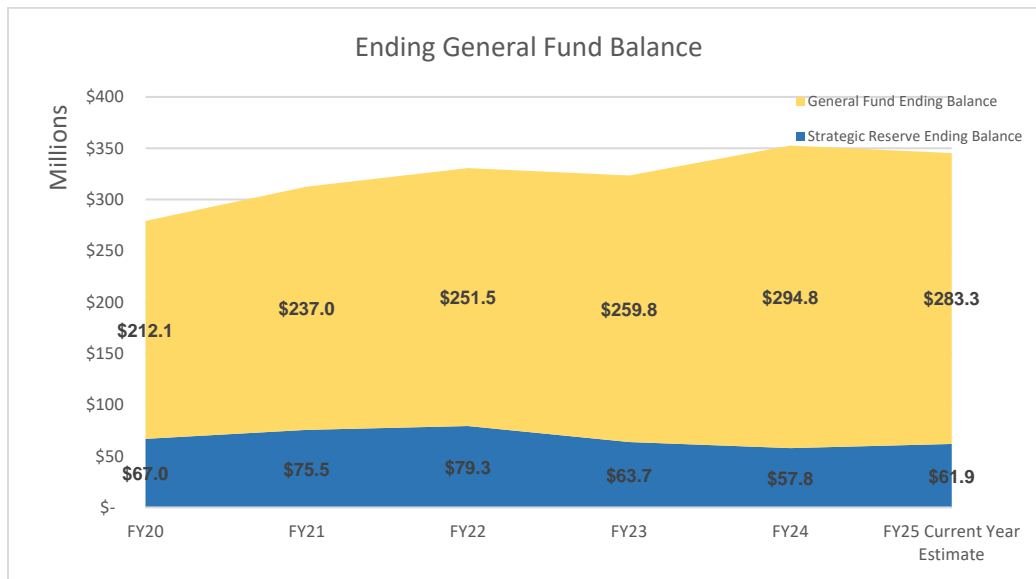
Emerging Needs	FY24-25	FY25-26	FY26-27
Wage Study Adjustments		\$ 6,379,451	\$ 6,201,474
Salary Increases	\$ 2,306,294	\$ 29,735,229	\$ 31,073,386
PERS Contribution Increases	\$ 8,944,891	\$ 5,675,216	\$ 5,013,033
<b>Total</b>	<b>\$ 11,251,185</b>	<b>\$ 41,789,896</b>	<b>\$ 42,287,893</b>

*Salary increases.* Most bargaining units labor agreements were negotiated with the County in the current year, resulting in additional costs of \$2.3 million and \$29.7 million the following year. Additionally, several wage studies for various classifications occurred in the current year, with an estimated cost of \$6.3 million for the next fiscal year. While non-program revenue is increasing, it is not sufficient to keep pace with increasing costs, resulting in some unfunded needs next fiscal year.

*PERS contribution.* As mentioned earlier in the report, pension contributions continue to increase. An increase of \$5.6 million is anticipated next fiscal years. This is independent of position growth or salary increases.

**2025 Moss 300 Lithium-ion Battery Energy Storage Facility Structure Fire and Hazardous Materials Event.** On January 16, 2025, shortly after 3:00 p.m. a fire began at the Vistra Energy 300-MW Phase I battery energy storage facility located at the Moss Landing Power Plant. The Vistra operation is one of the largest lithium battery storage facilities in the world and the fire caused the lithium batteries to burn. Local fire officials could not extinguish the fire due to the extreme heat from the multiple lithium batteries burning, and as of January 17th the fire continued burning. On January 16th, the Monterey County Sheriff evacuated approximately 1,200 individuals in the area. Response and recovery efforts are ongoing and the total cost to the County is unknown currently. On January 16, 2025, shortly after 3:00 p.m. a fire began at the Vistra Energy 300-MW Phase I battery energy storage facility located at the Moss Landing Power Plant. The Vistra operation is one of the largest lithium battery storage facilities in the world and the fire caused the lithium batteries to burn. Local fire officials could not extinguish the fire due to the extreme heat from the multiple lithium batteries burning, and as of January 17th the fire continued burning. On January 16th, the Monterey County Sheriff evacuated approximately 1,200 individuals in the area. Response and recovery efforts are ongoing and the total cost to the County is unknown currently.

## Financial Reserves



Since the recession, the Board has strengthened financial policies to restore balance between ongoing revenues and expenditures, ending the practice of using one-time gains in fund balance to finance ongoing operations. Historically, the County has invested year-end surpluses and one-time gains in its strategic reserve and other key investments, resulting in improvement to the County’s ending fund balance each year.

The FY 2024-25 modified budget includes \$11.5 million in use of fund balance including funds authorized from restricted fund balance and other assignments. Based on the current year estimated results, the estimated general fund balance is projected at \$283.3 million at year-end. At the time this report was written, the Annual Comprehensive Financial Report (ACFR) was not available; therefore, fund balance figures for FY 2023-24 are estimated.

The County has previously built up the general fund strategic reserve which allowed the County to be able to respond to natural disasters and extraordinary legal costs. Because of favorable results, the County was able to keep investing in the Strategic Reserve reaching 10% of estimated annual general fund revenues, thereby meeting the Board’s strategic reserve policy ceiling in FY 2021-22 (\$79.3 million). Therefore, in FY 2022-23, the County was able to redirect \$52.1 million towards unforeseen disasters.

The current Strategic Reserve is \$57.8 million a decrease of \$5.9 million mainly due to the reliance on strategic reserves for responses to winter storms over the last two years. The strategic reserve balance is currently at 6.8% of general fund estimated revenues for FY 2025-26, compared to the 10% (\$91.7 million) policy target prudently set by your Board. This leaves the strategic reserve with a gap of \$29.8 million to meet the policy requirements. Minimum reserves levels must be restored within five years of the event by policy.

As illustrated in the above graph, unforeseen costs can easily reduce reserve levels. Without the prior investments, the County may not have been able to respond to the magnitude of costs due to unforeseen events or the recession during FY 2008-09. Potential uses of the strategic reserve will help the County mitigate impacts during an economic recession or other extraordinary events. It is important to continue to preserve the County’s finances, and align expenditures to available ongoing revenues, to be better prepared for future events including an economic downturn.

## Natural Disasters Affecting the County's Finances

The County has seen an increase in the number of disasters affecting its constituents. The severity of these disasters has also grown in duration and intensity. This has required the County to utilize a significant amount of its local reserves to help alleviate the community's impact caused by these disasters pending federal and other financing sources which could be used for this purpose. Since Federal reimbursements for these costs usually take a long time to reach local communities, the County the impact to the County's finances has been significant. Based on estimates provided by the Department of Emergency Management (DEM), since 2019, the County has incurred an estimated \$97 million in eligible response costs to various emergencies of which an estimated \$11 million has been received from the Federal government and \$46-80 million are outstanding. The final reimbursement amount is still in the process of refinement and does not account for the \$23 million the County received in FY 2022-23 from the State as part of an advance to help respond to the 2023 storm events. The CAO department will continue working with the DEM department to fine tune these figures and provide a more complete picture of FEMA reimbursements when the FY 2025-26 budget is presented to the Board.

Disaster #	Incident Name	Status	Possible FEMA Eligible Damage	Low End Reimbursement	Maximum Possible Federal	Obligated Federal Share
4434	2019 Winter Storm	Close Out	\$95,762	\$70,429	\$77,250	\$70,429
4482	2020 COVID-19	In Progress	\$18,179,563	\$7,114,934	\$18,149,804	\$7,114,934
4558	2020 Wildfires	Close Out	\$1,820,703	\$1,737,358	\$1,737,358	\$1,737,358
4683	2023 January Winter Storms	In Progress	\$27,999,026	\$18,754,646	\$23,489,059	\$2,036,926
4699	2023 March Winter Storms	In Progress	\$43,751,190	\$17,341,847	\$32,813,393	\$384,717
4769	2024 February Winter Storms	Commencing	\$4,953,995	\$778,336	\$3,715,496	-
<b>Grand Total</b>			<b>\$96,800,239</b>	<b>\$45,797,550</b>	<b>\$79,982,360</b>	<b>\$11,344,364</b>

## General Fund Departmental Forecasts

This section provides individual departmental forecasts, which compare forecasted needs (i.e., expenditures) based on current staffing and services to available financing including estimated program revenue plus authorized general fund contributions adopted by the Board. The resulting forecast summaries help identify potential areas where service capacity may be impacted because of projected changes in expenditures and revenues. Departmental summaries offer a tool to assist the Board of Supervisors in prioritizing the distribution of discretionary general fund contributions in the upcoming budget process.

Per County policy, Departments forecasting current year deficits are required to prepare and submit a Budget Committee report outlining the cause of the problem, the alternatives available to mitigate the projected deficit, and the Department's recommended action. In the current year, Departments estimating a deficit include the Health Department, Sheriff, Civil Rights Office, Clerk of the Board's Office, Department of Social Services, and Public Works Facilities and Parks.

## General Fund Contributions

Departments are provided preliminary estimates of general fund contributions for purposes of building their initial "baseline" budgets. The initial GFC estimates represent preliminary allocations of discretionary general fund monies to be used for planning purposes. Departments use these monies to supplement program-specific revenues to finance operations. All non-program revenue, including growth, was allocated as GFC to departments.



Preliminary GFC planning estimates for the budget year and forecast years were based on current year GFC allocations with the following adjustments:

- Worker’s Compensation & General Liability Increase Adjustments
- Cost Plan Adjustment – preliminary GFC planning estimates did not include an adjustment to departments GFC for anticipated cost plan charges or credits. Departments assumed static cost plan charges and credits for the forecast. Since the preliminary GFC estimates were distributed, the Auditor-Controller’s Office has published updated countywide cost plan allocation (COWCAP) amounts to be applied next fiscal year. An updated GFC estimate was distributed to departments to include an adjustment for COWCAP. Per the Board’s prior direction, updated GFC estimates redistributed preliminary GFC allocations across general fund departments to make the updated COWCAP a budget-neutral event (to the extent of available resources) and minimize the COWCAP’s impact to general fund departments.

## Departmental Forecasts

Departmental forecasts assume the budget year 2024-25 preliminary General Fund Contribution (GFC) figures as approved by the Board to fund levels of staffing and services as prioritized in the adopted budget; and assumes growth in discretionary revenue in the FY 2025-26 is distributed using the same priorities. GFC for the remaining forecast years is assumed to be static from FY 2025-26. The forecast tables in the upcoming sections reference the cost plan. This represents the cost allocation plan charges or credits for departments receiving or providing internal administrative services respectively.

Fund 1001 (General Fund) Agriculture Commissioner's Office	Modified Budget 2024-2025	Year End Estimate 2024-2025	Forecast		
			2025-2026	2026-2027	2027-2028
A. Operating Expenditures	\$ 13,419,426	\$ 13,211,862	\$ 14,582,976	\$ 15,013,686	\$ 15,852,283
B. Cost Plan	\$ 2,569,502	\$ 2,569,502	\$ 2,569,502	\$ 2,569,502	\$ 2,569,502
C. Total Expenditures, A+B	\$ 15,988,928	\$ 15,781,364	\$ 17,152,478	\$ 17,583,188	\$ 18,421,785
D. Revenue	\$ 10,150,500	\$ 11,090,640	\$ 10,224,500	\$ 10,249,500	\$ 10,274,500
E. Financing Need, C-D	\$ 5,838,428	\$ 4,690,724	\$ 6,927,978	\$ 7,333,688	\$ 8,147,285
F. Preliminary GFC	\$ 5,838,428	\$ 5,838,428	\$ 5,499,602	\$ 5,499,602	\$ 5,499,602
G. Surplus/(Deficit), F-E	\$ -	\$ 1,147,704	\$ (1,428,376)	\$ (1,834,086)	\$ (2,647,683)

**Agricultural Commissioner** – The Agricultural Commissioner’s Office expects to end the current year with \$15.8 million in expenditures, \$11.1 million in revenues and a general fund contribution of \$4.7 million resulting in a year-end surplus of \$1.1 million. The surplus is primarily due to unanticipated revenue earned through Unclaimed Gas Tax (UGT) and distributed by the California Dept. of Food & Agriculture (CDFA). The Department plans to manage expenditures during the remaining fiscal year to ensure it meets maintenance of effort requirements and earn maximum UGT revenue for FY 2025-26. In the forecast years, the projected expenses increase due to higher salary and benefit costs, increases to service and supply due to inflationary pricing changes and scheduled equipment and vehicle replacement. Revenues are estimated to maintain current budgeted levels in forecast years, and do not assume continuance of the unanticipated revenue realized in the current year. The forecast period reflects growing deficits for the Department as rising cost pressures outpace revenue growth.

Fund 1001 (General Fund) Auditor-Controller's Office	Modified Budget 2024-2025	Year End Estimate 2024-2025	Forecast		
			2025-2026	2026-2027	2027-2028
A. Operating Expenditures	\$ 7,826,509	\$ 7,773,691	\$ 8,469,654	\$ 9,682,327	\$ 13,430,368
B. Cost Plan	\$ (6,014,469)	\$ (6,014,468)	\$ (6,014,468)	\$ (6,014,468)	\$ (6,014,468)
C. Total Expenditures, A+B	\$ 1,812,040	\$ 1,759,223	\$ 2,455,186	\$ 3,667,859	\$ 7,415,900
D. Revenue	\$ 620,293	\$ 620,293	\$ 620,293	\$ 620,293	\$ 620,293
E. Financing Need, C-D	\$ 1,191,747	\$ 1,138,930	\$ 1,834,893	\$ 3,047,566	\$ 6,795,607
F. Preliminary GFC	\$ 1,191,747	\$ 1,191,747	\$ 1,209,756	\$ 1,209,756	\$ 1,209,756
G. Surplus/(Deficit), F-E	\$ -	\$ 52,817	\$ (625,137)	\$ (1,837,810)	\$ (5,585,851)

**Auditor-Controller** – The table summarizes the finances for departmental operations. The Auditor-Controller estimates ending the fiscal year with expenditures of \$1.8 million and revenues of \$620,293, resulting in a projected surplus of \$52,817. The surplus is a result of salary and benefit savings due to vacancies. The deficits in the forecast years are driven by increases in PERS contributions and supplemental charges, health insurance cost, salary increases resulting from labor agreements and wage studies, and decreased interfund reimbursements for staff costs as a result of the expected completion of the ERP Replacement project.

Fund 1001 (General Fund) Assessor-County Clerk-Recorder	Modified Budget 2024-2025	Year End Estimate 2024-2025	Forecast		
			2025-2026	2026-2027	2027-2028
A. Operating Expenditures	\$ 9,312,139	\$ 7,946,947	\$ 10,340,705	\$ 11,023,025	\$ 11,734,899
B. Cost Plan	\$ 1,323,477	\$ 1,323,477	\$ 1,323,477	\$ 1,323,477	\$ 1,323,477
C. Total Expenditures, A+B	\$ 10,635,616	\$ 9,270,424	\$ 11,664,182	\$ 12,346,502	\$ 13,058,376
D. Revenue	\$ 4,371,000	\$ 3,348,693	\$ 4,696,700	\$ 4,801,700	\$ 4,951,800
E. Financing Need, C-D	\$ 6,264,616	\$ 5,921,731	\$ 6,967,482	\$ 7,544,802	\$ 8,106,576
F. Preliminary GFC	\$ 6,264,616	\$ 6,264,616	\$ 6,314,371	\$ 6,314,371	\$ 6,314,371
G. Surplus/(Deficit), F-E	\$ -	\$ 342,885	\$ (653,111)	\$ (1,230,431)	\$ (1,792,205)

**Assessor-County Clerk/Recorder** – The Assessor-County Clerk/Recorder estimates year-end expenditures of \$9.3 million, and revenues of \$ 3.3 million resulting in an estimated surplus of \$ 342,885. The estimated surplus is attributed to salary savings from vacant positions. Revenue continues to decrease as real estate transactions in the Recorder's office decrease. Forecasted deficits are due to estimated step advances, negotiated salary increases, employee benefit costs and decreased revenue.

Fund 1001 (General Fund) Board of Supervisors	Modified Budget 2024-2025	Year End Estimate 2024-2025	Forecast		
			2025-2026	2026-2027	2027-2028
A. Operating Expenditures	\$ 5,417,608	\$ 5,347,411	\$ 5,779,955	\$ 6,156,084	\$ 6,502,428
B. Cost Plan	\$ 965,182	\$ 965,182	\$ 965,182	\$ 965,182	\$ 965,182
C. Total Expenditures, A+B	\$ 6,382,790	\$ 6,312,593	\$ 6,745,137	\$ 7,121,266	\$ 7,467,610
D. Revenue	\$ -	\$ -	\$ -	\$ -	\$ -
E. Financing Need, C-D	\$ 6,382,790	\$ 6,312,593	\$ 6,745,137	\$ 7,121,266	\$ 7,467,610
F. Preliminary GFC	\$ 6,382,790	\$ 6,382,790	\$ 6,428,752	\$ 6,428,752	\$ 6,428,752
G. Surplus/(Deficit), F-E	\$ -	\$ 70,197	\$ (316,385)	\$ (692,514)	\$ (1,038,858)

**Board of Supervisors** – The budget for the Board of Supervisors includes six general fund units, providing for each of the five districts, and a general pool that covers shared expenses not specific to any one district. The Department projects year-end expenditures of \$6.3 million compared to a budgeted GFC of \$6.3 million, resulting in a year-end estimated surplus of \$70,197. The estimated surplus is primarily due to decreases in various services and supplies such as equipment, miscellaneous services, and other departmental expenses. The deficits emerging in forecast years are driven by cost increases related to higher salaries, health insurance premiums, retirement costs, and general liability insurance.

Fund 1001 (General Fund) Department of Child Support Services	Modified Budget 2024-2025	Year End Estimate 2024-2025	Forecast		
			2025-2026	2026-2027	2027-2028
A. Operating Expenditures	\$ 11,347,611	\$ 11,400,026	\$ 11,343,849	\$ 12,126,870	\$ 12,920,244
B. Cost Plan	\$ 895,327	\$ 895,327	\$ 895,327	\$ 895,327	\$ 895,327
C. Total Expenditures, A+B	\$ 12,242,938	\$ 12,295,353	\$ 12,239,176	\$ 13,022,197	\$ 13,815,571
D. Revenue	\$ 12,180,117	\$ 12,270,212	\$ 12,142,610	\$ 12,142,610	\$ 12,142,610
E. Financing Need, C-D	\$ 62,821	\$ 25,141	\$ 96,566	\$ 879,587	\$ 1,672,961
F. Preliminary GFC	\$ 62,821	\$ 62,821	\$ 88,934	\$ 88,934	\$ 88,934
G. Surplus/(Deficit), F-E	\$ -	\$ 37,680	\$ (7,632)	\$ (790,653)	\$ (1,584,027)

**Child Support Services** - is funded almost entirely through federal and state subventions for mandated services. The Department estimates year-end expenditures of \$12.3 million, revenue of \$12.3 million and General Fund Contribution (GFC) of \$25,141. The GFC is to cover cost such as non-recoverable general liability cost that are not reimbursable by the State. The Department will be relocating its offices during the fiscal year, resulting in a cost of nearly \$1 million which is offset by salary savings from vacancies during the year. Overall, the estimate reflects an increase in expenditures of \$52,416; however, state reimbursements will also be higher than budget, resulting in a surplus GFC of \$37,680.

Expenditures are forecasted to increase primarily due to increase in employee salary and benefits, workers compensation and PERS contributions. The forecast assumes elimination of nine vacant position that have not been filled due to budgetary restraints. Even then, the department is projecting deficits in the forecast period due to rising cost pressures, assuming the allocation from the State Department of Child Support remains static with FY 24-25.

Fund 1001 (General Fund) Civil Rights Office	Modified Budget 2024-2025	Year End Estimate 2024-2025	Forecast		
			2025-2026	2026-2027	2027-2028
A. Operating Expenditures	\$ 1,128,545	\$ 1,178,587	\$ 1,245,888	\$ 1,374,377	\$ 1,438,536
B. Cost Plan	\$ (745,921)	\$ (745,921)	\$ (745,921)	\$ (745,921)	\$ (745,921)
C. Total Expenditures, A+B	\$ 382,624	\$ 432,666	\$ 499,967	\$ 628,456	\$ 692,615
D. Revenue	\$ -	\$ -	\$ -	\$ -	\$ -
E. Financing Need, C-D	\$ 382,624	\$ 432,666	\$ 499,967	\$ 628,456	\$ 692,615
F. Preliminary GFC	\$ 382,624	\$ 382,624	\$ 385,231	\$ 385,231	\$ 385,231
G. Surplus/(Deficit), F-E	\$ -	\$ (50,042)	\$ (114,736)	\$ (243,225)	\$ (307,384)

**Civil Rights** – The Civil Rights Office estimates expenditures of \$1.2 million offset by a cost plan credit of \$745,921. The Department anticipates ending the year with a projected deficit of \$50,042. Much of this deficit is attributable to the unanticipated \$23,000 increase in wages due to approved labor agreements. Other increases included unanticipated but necessary security measures for the Civil Rights Office. The forecast period reflects continuous deficits at the current level of funding based on rising costs for salary, pension, healthcare costs as well as higher operating expenses to continue necessary protections for civil rights.

Fund 1001 (General Fund) Clerk of the Board's Office	Modified Budget 2024-2025	Year End Estimate 2024-2025	Forecast		
			2025-2026	2026-2027	2027-2028
A. Operating Expenditures	\$ 965,382	\$ 969,171	\$ 1,054,658	\$ 1,123,750	\$ 1,183,702
B. Cost Plan	\$ 41,963	\$ 41,973	\$ 41,973	\$ 41,973	\$ 41,973
C. Total Expenditures, A+B	\$ 1,007,345	\$ 1,011,144	\$ 1,096,631	\$ 1,165,723	\$ 1,225,675
D. Revenue	\$ 20,000	\$ 20,200	\$ 20,100	\$ 20,100	\$ 20,100
E. Financing Need, C-D	\$ 987,345	\$ 990,944	\$ 1,076,531	\$ 1,145,623	\$ 1,205,575
F. Preliminary GFC	\$ 987,345	\$ 987,345	\$ 988,926	\$ 988,926	\$ 988,926
G. Surplus/(Deficit), F-E	\$ -	\$ (3,599)	\$ (87,605)	\$ (156,697)	\$ (216,649)

**Clerk of the Board** – The Clerk of the Board estimates year-end expenditures of \$1.0 million and revenue of \$20,200 ending the year with a deficit \$3,599 resulting from an expense mistakenly

charge to the department which is currently being corrected. In forecasted years, revenues from assessment appeal applications filings are projected to remain static while expenditures are expected to continue rising due to step advances, negotiated salary increases and employee benefit costs resulting in projected deficits.

Fund 1001 (General Fund) Cooperative Extension Service	Modified Budget 2024-2025	Year End Estimate 2024-2025	Forecast		
			2025-2026	2026-2027	2027-2028
A. Operating Expenditures	\$ 519,647	\$ 502,345	\$ 563,151	\$ 600,374	\$ 633,180
B. Cost Plan	\$ 71,282	\$ 71,282	\$ 71,282	\$ 71,282	\$ 71,282
C. Total Expenditures, A+B	\$ 590,929	\$ 573,627	\$ 634,433	\$ 671,656	\$ 704,462
D. Revenue	\$ 20,910	\$ 7,776	\$ 15,849	\$ 15,891	\$ 15,938
E. Financing Need, C-D	\$ 570,019	\$ 565,851	\$ 618,584	\$ 655,765	\$ 688,524
F. Preliminary GFC	\$ 570,019	\$ 570,019	\$ 571,970	\$ 571,970	\$ 571,970
G. Surplus/(Deficit), F-E	\$ -	\$ 4,168	\$ (46,614)	\$ (83,795)	\$ (116,554)

**Cooperative Extension** - Cooperative Extension estimates ending the current year with \$573,627 in expenditures, \$7,776 in revenue and a GFC of \$565,851, resulting in a surplus of \$4,168. The Department projects a deficit in the forecasted years, primarily due to higher salary and benefits costs resulting from wage increases and higher pension and healthcare cost.

Fund 1001 (General Fund) County Administrative Office	Modified Budget 2024-2025	Year End Estimate 2024-2025	Forecast		
			2025-2026	2026-2027	2027-2028
A. Operating Expenditures	\$ 24,625,252	\$ 23,062,420	\$ 12,426,412	\$ 13,433,174	\$ 14,247,711
B. Cost Plan	\$ (2,111,398)	\$ (2,111,398)	\$ (2,111,398)	\$ (2,111,398)	\$ (2,111,398)
C. Total Expenditures, A+B	\$ 22,513,854	\$ 20,951,022	\$ 10,315,014	\$ 11,321,776	\$ 12,136,313
D. Revenue	\$ 14,331,731	\$ 13,099,835	\$ 514,707	\$ 568,054	\$ 591,199
E. Financing Need, C-D	\$ 8,182,123	\$ 7,851,187	\$ 9,800,307	\$ 10,753,722	\$ 11,545,114
F. Preliminary GFC	\$ 8,182,123	\$ 8,182,123	\$ 7,992,618	\$ 7,992,618	\$ 7,992,618
G. Surplus/(Deficit), F-E	\$ -	\$ 330,936	\$ (1,807,689)	\$ (2,761,104)	\$ (3,552,496)

**County Administrative Office** - The table above summarizes the finances for the County's Administration "departmental" operations, including Administration and Finance, Budget and Analysis, Contracts/Purchasing, Intergovernmental and Legislative Affairs (IGLA), Community Engagement & Strategic Advocacy, Economic Development, Cannabis, Sustainability, Communications, and Homelessness Strategies and Initiatives.

The Department projects year-end expenditures of \$21.0 million, financed by revenues of \$13.1 million and GFC of \$8.2 million. These projections result in a year-end estimated surplus of \$330,944. The estimated surplus is primarily due to salary savings from vacancies.

The deficits emerging in forecast years are driven by cost increases related to higher salaries, health insurance premiums, and retirement costs.

Fund 1001 (General Fund) County Counsel	Modified Budget 2024-2025	Year End Estimate 2024-2025	Forecast		
			2025-2026	2026-2027	2027-2028
A. Operating Expenditures	\$ 6,084,390	\$ 5,911,393	\$ 6,709,960	\$ 7,103,725	\$ 7,466,461
B. Cost Plan	\$ (3,997,250)	\$ (3,997,250)	\$ (3,997,250)	\$ (3,997,250)	\$ (3,997,250)
C. Total Expenditures, A+B	\$ 2,087,140	\$ 1,914,143	\$ 2,712,710	\$ 3,106,475	\$ 3,469,211
D. Revenue	\$ 450,000	\$ 522,990	\$ 450,000	\$ 450,000	\$ 450,000
E. Financing Need, C-D	\$ 1,637,140	\$ 1,391,153	\$ 2,262,710	\$ 2,656,475	\$ 3,019,211
F. Preliminary GFC	\$ 1,637,140	\$ 1,637,140	\$ 1,665,118	\$ 1,665,118	\$ 1,665,118
G. Surplus/(Deficit), F-E	\$ -	\$ 245,987	\$ (597,592)	\$ (991,357)	\$ (1,354,093)

**County Counsel** - County Counsel estimates to end the current fiscal year (FY) 2024-25 at \$1.9 million in expenditures and \$522,990 in revenues, which results in a surplus of \$245,987 after General

Fund Contribution of \$1.6 million. The estimated surplus is due to increased revenue from direct bill clients and salary savings from some vacant and underfilled positions throughout the fiscal year. The estimated deficits anticipated for the 3-year forecast are due to the salary and benefit increases and wage studies, especially for the attorney positions.

Fund 1001 (General Fund) Department of Emergency Management	Modified Budget 2024-2025	Year End Estimate 2024-2025	Forecast		
			2025-2026	2026-2027	2027-2028
A. Operating Expenditures	\$ 9,779,994	\$ 9,574,255	\$ 10,177,988	\$ 10,379,510	\$ 10,562,839
B. Cost Plan	\$ 701,224	\$ 701,224	\$ 701,224	\$ 701,224	\$ 701,224
C. Total Expenditures, A+B	\$ 10,481,218	\$ 10,275,479	\$ 10,879,212	\$ 11,080,734	\$ 11,264,063
D. Revenue	\$ 6,749,415	\$ 6,742,841	\$ 6,500,964	\$ 6,500,964	\$ 6,500,964
E. Financing Need, C-D	\$ 3,731,803	\$ 3,532,638	\$ 4,378,248	\$ 4,579,770	\$ 4,763,099
F. Preliminary GFC	\$ 3,731,803	\$ 3,731,803	\$ 2,286,168	\$ 2,286,168	\$ 2,286,168
G. Surplus/(Deficit), F-E	\$ -	\$ 199,165	\$ (2,092,080)	\$ (2,293,602)	\$ (2,476,931)

**Department of Emergency Management** – Emergency Management estimates year-end expenditures of \$10.3 million, revenues of \$6.7 million, and a GFC of \$3.7 million resulting in a surplus of \$199,165. The estimated surplus is a result of salary and benefits savings due to several positions becoming vacant and the delay in being able to fill them as well as delays in several contract executions. DEM is continuing recruitment efforts and will be filling limited term grant funded positions. The department will continue to monitor the year-end estimate as unknown expenses continue to arise from prior year storms and the potential for future unknown disaster events may occur.

In the forecast years, the projected expenses increase due to estimated step advances, negotiated salary increases and employee benefits cost.

Fund 1001 (General Fund) District Attorney's Office	Modified Budget 2024-2025	Year End Estimate 2024-2025	Forecast		
			2025-2026	2026-2027	2027-2028
A. Operating Expenditures	\$ 32,318,661	\$ 30,337,591	\$ 37,745,497	\$ 40,277,293	\$ 42,748,752
B. Cost Plan	\$ 4,912,339	\$ 4,912,339	\$ 4,912,339	\$ 4,912,339	\$ 4,912,339
C. Total Expenditures, A+B	\$ 37,231,000	\$ 35,249,930	\$ 42,657,836	\$ 45,189,632	\$ 47,661,091
D. Revenue	\$ 17,619,054	\$ 18,050,920	\$ 17,903,836	\$ 17,846,462	\$ 18,012,874
E. Financing Need, C-D	\$ 19,611,946	\$ 17,199,010	\$ 24,754,000	\$ 27,343,170	\$ 29,648,217
F. Preliminary GFC	\$ 19,611,946	\$ 19,611,946	\$ 19,513,320	\$ 19,513,320	\$ 19,513,320
G. Surplus/(Deficit), F-E	\$ -	\$ 2,412,936	\$ (5,240,680)	\$ (7,829,850)	\$ (10,134,897)

**District Attorney** – The Office of the District Attorney (DA) anticipates year-end expenditures of \$35.2 million, revenues of \$18 million and \$19.6 million in GFC, resulting in a year-end surplus of \$2.4 million. Revenues are down \$300K due to delays in settlements of cases in the Civil Unit, decreased Prison Unit billings and decreased sales tax revenues. Expenditures are significantly lower than budgeted levels due to salary savings from vacancies throughout the year. The DA projects deficits in the forecast years primarily due to forecasted salary increases, increasing PERS retirement costs, health insurance premiums and allocated costs such as workers' compensation insurance.



Fund 1001 (General Fund) Elections Department	Modified Budget 2024-2025	Year End Estimate 2024-2025	Forecast		
			2025-2026	2026-2027	2027-2028
A. Operating Expenditures	\$ 6,004,435	\$ 6,153,236	\$ 6,388,629	\$ 6,613,753	\$ 6,800,088
B. Cost Plan	\$ 443,875	\$ 443,875	\$ 443,875	\$ 443,875	\$ 443,875
C. Total Expenditures, A+B	\$ 6,448,310	\$ 6,597,111	\$ 6,832,504	\$ 7,057,628	\$ 7,243,963
D. Revenue	\$ 2,323,026	\$ 2,484,963	\$ 702,374	\$ 1,918,000	\$ 268,000
E. Financing Need, C-D	\$ 4,125,284	\$ 4,112,148	\$ 6,130,130	\$ 5,139,628	\$ 6,975,963
F. Preliminary GFC	\$ 4,125,284	\$ 4,125,284	\$ 4,140,155	\$ 4,140,155	\$ 4,140,155
G. Surplus/(Deficit), F-E	\$ -	\$ 13,136	\$ (1,989,975)	\$ (999,473)	\$ (2,835,808)

**Elections** - The Elections Department administers all federal, state, county, and local public elections. Departmental expenditures and revenues vary based on the number and size of scheduled and unscheduled elections each year. The Department expects to end the current year with expenditures of \$6.6 million, revenues of \$2.5 million, and a general fund contribution of \$4.1 million, resulting in a surplus of \$13,136.

The Department had savings in salary and benefits from vacancies, reduction of printing costs related to efficiencies in the ballot layout and design of the November 5, 2024 Presidential Election and a corresponding reduction in postage. This cost savings will facilitate previously deferred purchases, including the maintenance and upgrade of computer hardware and the potential implementation of electronic poll books, estimated at \$552,665. The Department expects to end the Fiscal Year with an overall remaining surplus of \$13,135.

Projected expenditures and revenues in forecast years reflect one scheduled election per fiscal year: a statewide primary in FY 2025-26, a statewide general in FY 2026-27, and a Presidential Primary in FY 2027-28. The funds necessary to conduct mandated county, state and federal elections must be provided by the General Fund. Revenues from local districts reimburse the cost of their portion of the election. FY 2025-26 and FY 2027-28 are projected to have reduced revenues due to fewer billable jurisdictions that consolidate with the primary election cycle. FY 2026-27 is projected to have an increase in revenue from a greater number of billable jurisdictions consolidating with the general election cycle. Revenue from state and federal grants is expected to decrease significantly during the forecast period. The deficits in the forecast period are attributed to higher employee compensation, a decrease in grant funds, and the cyclical revenue which is dependent on reimbursements from jurisdictions.

Fund 1001 (General Fund) Health Department	Modified Budget 2024-2025	Year End Estimate 2024-2025	Forecast		
			2025-2026	2026-2027	2027-2028
A. Operating Expenditures	\$ 138,271,490	\$ 128,720,462	\$ 147,822,798	\$ 151,463,434	\$ 156,212,109
B. Cost Plan	\$ 8,990,492	\$ 8,527,433	\$ 8,527,433	\$ 8,527,433	\$ 8,527,433
C. Total Expenditures, A+B	\$ 147,261,982	\$ 137,247,895	\$ 156,350,231	\$ 159,990,867	\$ 164,739,542
D. Revenue	\$ 121,719,715	\$ 106,260,323	\$ 139,493,920	\$ 141,311,377	\$ 144,308,574
E. Financing Need, C-D	\$ 25,542,267	\$ 30,987,572	\$ 16,856,311	\$ 18,679,490	\$ 20,430,968
F. Preliminary GFC	\$ 25,542,267	\$ 25,542,267	\$ 16,863,777	\$ 16,863,777	\$ 16,863,777
G. Surplus/(Deficit), F-E	\$ -	\$ (5,445,305)	\$ 7,466	\$ (1,815,713)	\$ (3,567,191)

**Health Department** – The Health Department provides a wide array of services including but not limited to animal services, public health, clinic services, public guardian/conservator/administrator, emergency medical services, and environmental health. The Department estimates year-end expenditures of \$137.2 million, revenues of \$106.3 million, and a financing need of \$31.0 million.

Year-end expenditures are estimated at \$10.1 million lower than budgeted primarily due to salary and benefits savings of \$5.2 million resulting from a vacancy rate of approximately 22% as the Department continues to struggle to find qualified staff across all bureaus, but particularly in the



Public Health Bureau and Health Department Administration and Office of Equity, and savings of \$4.9 million in services and supplies, other charges and fixed assets attributable to lower levels of services to the public than planned. Overall, most of the savings are in the categories of professional services, which will not be required due to the lower than planned staffing, and capital assets due to delays in equipment acquisition associated with the supply chain. The total estimated expenditures include a liability payment to the State totaling \$4.2 million from budgeted restricted fund. As of March 2015, some Central California Alliance for Health members were moved from fee-for-service to capitation with the State performing yearly reconciliations. Any over payment for services rendered by the County found by the State must be returned. Revenue is projected to end the year \$15.5 million below budget. The contributing factors to lower than budgeted revenue include the high vacancy rate which impacted the level of services provided, and decreased patient visits at the primary clinics.

Although the table depicts the Department ending the current fiscal year with a \$5.4 million deficit, the Department anticipates narrowing or closing the gap with additional new fee for service revenue at the primary care clinics which was identified after the submission of the year-end estimates, and with expenditure adjustments. The Department projects ending within or very close to the allocated General Fund Contribution in the current year. The projected deficits in the forecast years are clerical in nature, as use of restricted funds was not included. The Department will submit annual budgets in compliance with the allocated General Fund Contribution.

Fund 1001 (General Fund) Housing and Community Development Department	Modified Budget 2024-2025	Year End Estimate 2024-2025	Forecast		
			2025-2026	2026-2027	2027-2028
A. Operating Expenditures	\$ 17,961,329	\$ 16,633,469	\$ 19,551,621	\$ 20,818,311	\$ 22,026,146
B. Cost Plan	\$ 1,733,296	\$ 1,733,296	\$ 1,733,296	\$ 1,733,296	\$ 1,733,296
C. Total Expenditures, A+B	\$ 19,694,625	\$ 18,366,765	\$ 21,284,917	\$ 22,551,607	\$ 23,759,442
D. Revenue	\$ 10,068,846	\$ 10,050,910	\$ 10,068,846	\$ 10,068,846	\$ 10,068,846
E. Financing Need, C-D	\$ 9,625,779	\$ 8,315,855	\$ 11,216,071	\$ 12,482,761	\$ 13,690,596
F. Preliminary GFC	\$ 9,625,779	\$ 9,625,779	\$ 8,749,673	\$ 8,749,673	\$ 8,749,673
G. Surplus/(Deficit), F-E	\$ -	\$ 1,309,924	\$ (2,466,398)	\$ (3,733,088)	\$ (4,940,923)

**Housing and Community Development** - The FY2024-25 year-end estimate for Housing and Community Development (HCD) consists of \$18.4 million in expenditures, revenues of \$10 million and a General Fund Contribution of \$9.6 million resulting in a net estimated surplus of \$1.3 million. The savings is attributed to salary and benefit savings due to vacancies. The Department is working to fill vacant positions to provide a higher level of service to the constituents of Monterey County. HCD continues to utilize outside consultants to process Planning and Building applications. The Department continues to forecast revenues conservatively even though the non-discretionary costs continue to rise.

Fund 1001 (General Fund) Human Resources Department	Modified Budget 2024-2025	Year End Estimate 2024-2025	Forecast		
			2025-2026	2026-2027	2027-2028
A. Operating Expenditures	\$ 7,364,193	\$ 6,826,016	\$ 8,109,970	\$ 8,752,075	\$ 9,289,870
B. Cost Plan	\$ (6,551,149)	\$ (6,551,149)	\$ (6,551,149)	\$ (6,551,149)	\$ (6,551,149)
C. Total Expenditures, A+B	\$ 813,044	\$ 274,867	\$ 1,558,821	\$ 2,200,926	\$ 2,738,721
D. Revenue	\$ -	\$ -	\$ -	\$ -	\$ -
E. Financing Need, C-D	\$ 813,044	\$ 274,867	\$ 1,558,821	\$ 2,200,926	\$ 2,738,721
F. Preliminary GFC	\$ 813,044	\$ 813,044	\$ 778,319	\$ 778,319	\$ 778,319
G. Surplus/(Deficit), F-E	\$ -	\$ 538,177	\$ (780,502)	\$ (1,422,607)	\$ (1,960,402)

**Human Resources-** The Human Resources Department projects \$538,177 in unused appropriations for the current fiscal year due to position vacancies.

A deficit is projected for the forecasted years, and it is projected to grow over the next few years primarily because of rising salary and benefit costs, such as wage increases, position step advances, PERS contributions, worker's comp insurance, and general liability insurance.

Fund 1001 (General Fund) Information Technology Department	Modified Budget 2024-2025	Year End Estimate 2024-2025	Forecast		
			2025-2026	2026-2027	2027-2028
A. Operating Expenditures	\$ 23,675,359	\$ 22,172,261	\$ 25,721,295	\$ 27,212,867	\$ 28,588,503
B. Cost Plan	\$ (20,355,560)	\$ (20,355,560)	\$ (20,355,560)	\$ (20,355,560)	\$ (20,355,560)
C. Total Expenditures, A+B	\$ 3,319,799	\$ 1,816,701	\$ 5,365,735	\$ 6,857,307	\$ 8,232,943
D. Revenue	\$ 550,000	\$ 624,171	\$ 550,000	\$ 550,000	\$ 550,000
E. Financing Need, C-D	\$ 2,769,799	\$ 1,192,530	\$ 4,815,735	\$ 6,307,307	\$ 7,682,943
F. Preliminary GFC	\$ 2,769,799	\$ 2,769,799	\$ 2,172,840	\$ 2,172,840	\$ 2,172,840
G. Surplus/(Deficit), F-E	\$ -	\$ 1,577,269	\$ (2,642,895)	\$ (4,134,467)	\$ (5,510,103)

**Information Technology** – The Information Technology Department estimates year-end operational expenditures of \$22.2 million and revenue of \$624,171. The Department recovers its operational expenditures through direct charges to customers and cable funds received, as well as the cost plan which in the current year reflects a credit in the amount of \$20.4 million. Combined expenditure and income results in an estimated General Fund Contribution need of \$1.2 million, resulting in a surplus of \$1.6 million over the budgeted amount. Future forecast figures include an increase in operational expenses mostly due to salary and benefit costs, which reflect a corresponding deficit increase in GFC.

Fund 1001 (General Fund) Probation Department	Modified Budget 2024-2025	Year End Estimate 2024-2025	Forecast		
			2025-2026	2026-2027	2027-2028
A. Operating Expenditures	\$ 63,507,288	\$ 61,980,502	\$ 68,207,294	\$ 71,881,205	\$ 75,464,484
B. Cost Plan	\$ 3,865,789	\$ 3,865,789	\$ 3,865,789	\$ 3,865,789	\$ 3,865,789
C. Total Expenditures, A+B	\$ 67,373,077	\$ 65,846,291	\$ 72,073,083	\$ 75,746,994	\$ 79,330,273
D. Revenue	\$ 42,162,665	\$ 41,078,971	\$ 40,922,883	\$ 40,992,379	\$ 41,123,515
E. Financing Need, C-D	\$ 25,210,412	\$ 24,767,320	\$ 31,150,200	\$ 34,754,615	\$ 38,206,758
F. Preliminary GFC	\$ 25,210,412	\$ 25,210,412	\$ 24,995,631	\$ 24,995,631	\$ 24,995,631
G. Surplus/(Deficit), F-E	\$ -	\$ 443,092	\$ (6,154,569)	\$ (9,758,984)	\$ (13,211,127)

**Probation** – The Department projects year-end expenditures of \$65.8 million, revenues of \$41.1 million and a GFC of \$25.2 million. The estimated surplus of \$443,090 is primarily due to salary and benefit savings projected from department vacancies and lower PERS expenses resulting from the County's prepayment to the State of a portion of PERS retirement costs. The estimate reflects a decrease in budgeted revenues and expenditures of \$1,083,694 and \$1,526,784, respectively. The decrease in revenues is due to lower State Prop 172 funding and reduced expected reimbursements from a local service program. The lower expenditures are due to vacancies and reduced claimable activities for the mentioned service program. The forecast years are primarily due to continued flat revenue projections and cost increases to salaries and benefits from negotiated bargaining agreements with rising pension contribution costs.

Fund 1001 (General Fund) Public Defender's Office	Modified Budget 2024-2025	Year End Estimate 2024-2025	Forecast		
			2025-2026	2026-2027	2027-2028
A. Operating Expenditures	\$ 17,697,503	\$ 17,940,009	\$ 23,544,568	\$ 24,925,070	\$ 25,765,657
B. Cost Plan	\$ 1,245,843	\$ 1,245,843	\$ 1,245,843	\$ 1,245,843	\$ 1,245,843
C. Total Expenditures, A+B	\$ 18,943,346	\$ 19,185,852	\$ 24,790,411	\$ 26,170,913	\$ 27,011,500
D. Revenue	\$ 3,951,201	\$ 4,419,405	\$ 6,532,221	\$ 6,719,307	\$ 6,364,219
E. Financing Need, C-D	\$ 14,992,145	\$ 14,766,447	\$ 18,258,190	\$ 19,451,606	\$ 20,647,281
F. Preliminary GFC	\$ 14,992,145	\$ 14,992,145	\$ 14,449,471	\$ 14,449,471	\$ 14,449,471
G. Surplus/(Deficit), F-E	\$ -	\$ 225,698	\$ (3,808,719)	\$ (5,002,135)	\$ (6,197,810)

**Public Defender** – The Public Defender's Office estimates year-end expenditures of \$17.9 million,

revenues of \$4.4 million, and a GFC of \$15.0 million, resulting in a surplus of \$225,699. The surplus is primarily due to a small increase in revenues due to additional grant funding relating to Care Court, Proposition 47, and Cohort 4. The department projects deficits in the forecasted years due to increases in non-discretionary costs and a decrease associated with one-time revenues. Non-discretionary cost increases include higher salaries and benefits from negotiated labor agreements, pension contributions, and health insurance premiums. Future revenue and expenditures will continue to vary depending on trial-related costs and associated service agreements that maintain department operations. The Public Defender will continue to monitor these impacts, adjust as needed to minimize their effect, and pursue grant funding opportunities to offset increased costs.

Fund 1001 (General Fund) Public Works, Facilities and Parks Department	Modified Budget	Year End Estimate	Forecast		
	2024-2025	2024-2025	2025-2026	2026-2027	2027-2028
A. Operating Expenditures	\$ 29,432,010	\$ 32,380,909	\$ 33,089,665	\$ 34,968,907	\$ 36,843,029
B. Cost Plan	\$ (11,351,867)	\$ (11,351,867)	\$ (11,351,867)	\$ (11,351,867)	\$ (11,351,867)
C. Total Expenditures, A+B	\$ 18,080,143	\$ 21,029,042	\$ 21,737,798	\$ 23,617,040	\$ 25,491,162
D. Revenue	\$ 3,541,673	\$ 4,519,854	\$ 3,963,701	\$ 3,964,874	\$ 3,967,280
E. Financing Need, C-D	\$ 14,538,470	\$ 16,509,188	\$ 17,774,097	\$ 19,652,166	\$ 21,523,882
F. Preliminary GFC	\$ 14,538,470	\$ 14,538,470	\$ 12,269,221	\$ 12,269,221	\$ 12,269,221
G. Surplus/(Deficit), F-E	\$ -	\$ (1,970,718)	\$ (5,504,876)	\$ (7,382,945)	\$ (9,254,661)

**Public Works, Facilities, and Parks (PWFP)** - The FY 2024-25 current year estimate projects expenditures of \$21 million, revenues of \$4.5 million and general fund contribution of \$14.5 million, resulting in a net deficit of \$2.0 million. This reflects an increase in expenditures and revenues of \$2.9 million and \$1.0 million, respectively, compared to the modified budget.

The rise in expenditures is primarily due to the carryover of costs from the December 2022 and March 2023 winter storm project for the Pajaro Mansion, which were not included in the budget. This accounts for \$1.6 million. Additionally, \$0.4 million in unscheduled maintenance projects, which rolled over into FY 2024-25, and a 23% increase in utility costs for the County, contributing \$0.9 million, further drive-up expenditures.

The revenue increase is mainly attributed to higher park visitation at Lake San Antonio due to improved water levels (\$0.3 million), a \$0.1 million grant for a boat, and \$0.1 million from increased shared utility costs. Additionally, \$0.4 million in revenue was transferred in to cover the unscheduled maintenance projects.

Looking ahead, forecasted deficits in subsequent years are driven by nondiscretionary cost increases, including salaries, pension contributions, employee insurance allocations, and general liability insurance premiums. Revenue reductions are expected due to the one-time allocations for rolling unscheduled maintenance projects and then in later years to remain stable. Other fluctuations between FY 2024-25 and future years are related to adjustments in the General Fund Contribution (GFC), covering one-time costs for facility maintenance, shared utility costs, and fire fuel abatement.

Fund 1001 (General Fund) Sheriff-Coroner	Modified Budget 2024-2025	Year End Estimate 2024-2025	Forecast		
			2025-2026	2026-2027	2027-2028
A. Operating Expenditures	\$ 144,336,161	\$ 145,251,593	\$ 151,484,280	\$ 159,730,132	\$ 167,509,808
B. Cost Plan	\$ 11,020,284	\$ 11,020,284	\$ 11,020,284	\$ 11,020,284	\$ 11,020,284
C. Total Expenditures, A+B	\$ 155,356,445	\$ 156,271,877	\$ 162,504,564	\$ 170,750,416	\$ 178,530,092
D. Revenue	\$ 52,723,535	\$ 53,595,448	\$ 49,810,943	\$ 50,315,961	\$ 51,046,040
E. Financing Need, C-D	\$ 102,632,910	\$ 102,676,429	\$ 112,693,621	\$ 120,434,455	\$ 127,484,052
F. Preliminary GFC	\$ 102,632,910	\$ 102,632,910	\$ 102,011,064	\$ 102,011,064	\$ 102,011,064
G. Surplus/(Deficit), F-E	\$ -	\$ (43,519)	\$ (10,682,557)	\$ (18,423,391)	\$ (25,472,988)

**Sheriff-Coroner** – Due to issues with Oracle and submission timelines, the above numbers do not reflect an accurate financial position of the Sheriff’s Office for FY24-25. While the table indicates a small deficit of \$43,519 in the current fiscal year and \$10.7 to \$25.5 million in forecast years, the department has provided a more up to date estimate of deficits of \$7.6 million in the current year and ranging from \$29.6 million to \$44.4 million as detailed below.

The Sheriff’s Office is projected to end the current fiscal year with a deficit estimated based on mid-year calculations is \$7.643 million. Expenditures are estimated at \$151.7 million or \$7.4 million higher than budget, while revenues are estimated at \$52.4 million or \$243,356 lower than budget.

The Sheriff’s Office deficit in expenditures is largely impacted by unbudgeted negotiated wage increases from various labor unions amounting to \$5.4 million. In addition, \$1.3 million in unbudgeted retirement and separation payouts is an additional factor. As of the writing of this report, the Sheriff’s Office has prepared a Budget Committee report requesting support to seek augmentation funding for the \$1.3 million retirement payouts from the Compensated Absences Assignment Balance Sheet Account from the Board. Additionally, the Sheriff’s Office has initiated expenditure controls and an overtime reduction program aimed at absorbing the unbudgeted wage increases as well as other necessary expenditures with the objective of keeping a balanced budget for the current fiscal year.

The projected deficit of approximately \$243,356 in revenues was attributed to the decrease in estimated revenue from Proposition 172. Additional revenue with an estimated amount of \$303,167 was not accounted for in the Mid-Year estimate. Incorporation of this revenue is pending Board approval for the acceptance of new grant revenue totaling \$85,000 from the State of California Board of State Community Corrections Medical Assisted Treatment (MAT). Additionally, the Sheriff’s Office will collect \$218,167 from the Court Security fund for unbilled service costs. The Department is actively searching for additional revenues to help in the balancing of its Budget.

The Sheriff’s Office projects growing deficits in forecast years ahead, increasing to \$29.6 million in FY 2025-2026; \$37.4 million in FY 2026-2027 and \$44.4 million in FY 2027-2028 primarily due to increases in salary and benefits from negotiated bargaining agreements; cost of living adjustments; increased costs to service agreements, especially the inmate medical services; fleet costs; Cost Plan changes; and increases to general liability and workers compensation insurance in the next three years.

Lastly, the Sheriff’s Office has submitted a total of \$2.2 million claims from FEMA, which includes \$1.1 million from 2020 fires and \$1 million from 2021-2023 winter storms. Receipt of these revenues will potentially augment any deficit in the department revenues in the current fiscal year and in the future.

The Sheriff's Office will continue to seek new funding opportunities to offset increased costs and implement controls in spending to meet a balanced budget at year-end.

Fund 1001 (General Fund)	Modified Budget	Year End Estimate	Forecast		
Department of Social Services	2024-2025	2024-2025	2025-2026	2026-2027	2027-2028
A. Operating Expenditures	\$ 258,482,088	\$ 269,518,114	\$ 297,763,423	\$ 311,643,925	\$ 326,143,113
B. Cost Plan	\$ 10,874,544	\$ 10,874,544	\$ 10,874,544	\$ 10,874,544	\$ 10,874,544
C. Total Expenditures, A+B	\$ 269,356,632	\$ 280,392,658	\$ 308,637,967	\$ 322,518,469	\$ 337,017,657
D. Revenue	\$ 243,007,757	\$ 253,073,544	\$ 274,158,981	\$ 283,057,950	\$ 294,118,534
E. Financing Need, C-D	\$ 26,348,875	\$ 27,319,114	\$ 34,478,986	\$ 39,460,519	\$ 42,899,123
F. Preliminary GFC	\$ 26,348,875	\$ 26,348,875	\$ 22,180,028	\$ 22,180,028	\$ 22,180,028
G. Surplus/(Deficit), F-E	\$ -	\$ (970,239)	\$ (12,298,958)	\$ (17,280,491)	\$ (20,719,095)

**Social Services** – The Department of Social Services (DSS) estimates year-end expenditures of \$280 million, revenues of \$253 million and GFC of \$27.3 million, resulting in a deficit of approximately \$1 million.

Year-end expenditures are estimated at \$11 million higher than budgeted due to increased salary costs for negotiated staff COLAs and increased entitlement caseload costs for CalWORKS, General Assistance, and Out of Home Care programs. In addition, CalWORKS and Out of Home Care programs received grant COLA increases. Year-end revenues are estimated at \$10 million higher than budgeted, correlating with the increase in reimbursable expenditures by the State for the above programs.

The resulting \$1 million deficit is a net result of \$1 million of unused fund balance and \$2 million deficit in general fund contributions due to the increased county share of costs for both General Assistance and Out of Home Care along with increased costs for county dependent high-risk children in foster care. The increased county share of cost will be covered mostly by sales tax realignment and supplemented with recognized savings in Military & Veterans Affairs due to salary savings due to staff vacancies.

It should be noted that the year-end estimate was completed at a time when only one quarter of fiscal data was available to estimate earned revenues, and these estimates may change before year-end closing. Expenditures in the forecast years are estimated to increase at a higher rate than revenues, leading to forecasted deficits. Realignment was forecasted to be flat with no growth, however, the Governor's January Proposed Budget is forecasting realignment growth. To close the deficit gap in Forecast Year 1, realignment revenues and estimated earned revenues will be re-forecasted using the Governor's forecast and utilize realignment fund balance where possible. For the fund deficits in Forecast years 2 and 3, part of the deficit gap will be covered by realignment growth which was forecasted flat for this exercise.

For the prior year, FY2023-24, DSS ended the year with a deficit of approximately \$6.5 million due to delayed revenue that was not received until after the fiscal year accrual deadlines. The revenue received to balance this deficit is not included in the table above as it does not represent operational revenues for the current fiscal year. Therefore, at the FY2024-25 year end, DSS expects to have a technical surplus of \$6.5 million to return to the General Fund.



Fund 1001 (General Fund) Treasurer-Tax Collector	Modified Budget 2024-2025	Year End Estimate 2024-2025	Forecast		
			2025-2026	2026-2027	2027-2028
A. Operating Expenditures	\$ 11,004,071	\$ 9,468,801	\$ 11,131,184	\$ 11,783,174	\$ 12,388,220
B. Cost Plan	\$ (1,746,577)	\$ (1,746,577)	\$ (1,746,577)	\$ (1,746,577)	\$ (1,746,577)
C. Total Expenditures, A+B	\$ 9,257,494	\$ 7,722,224	\$ 9,384,607	\$ 10,036,597	\$ 10,641,643
D. Revenue	\$ 9,011,649	\$ 7,862,528	\$ 9,255,706	\$ 9,627,029	\$ 10,020,475
E. Financing Need, C-D	\$ 245,845	\$ (140,304)	\$ 128,901	\$ 409,568	\$ 621,168
F. Preliminary GFC	\$ 245,845	\$ 245,845	\$ 278,251	\$ 278,251	\$ 278,251
G. Surplus/(Deficit), F-E	\$ -	\$ 386,149	\$ 149,350	\$ (131,317)	\$ (342,917)

**Treasurer-Tax Collector** - Tax Collector (TTC) projects year-end expenditures of \$7.7 million, revenue just under \$7.9 million, and a general fund contribution (GFC) of \$245,845, resulting in an estimated surplus of \$386,149. This surplus is largely due to estimated expenditures being under budget by \$1.5 million, primarily due to lower salary and benefit expenditures resulting from vacancies and delayed recruitments as well as having renegotiated vendor contracts with multiple vendors to reduce costs. However, these savings were partially offset by new expenses due to recent labor union agreements. Revenue is projected to be \$1.1 million below budget, primarily a result of lower levels of reimbursable expenditures in the TTC's Revenue and Treasury Divisions. In addition, the repeal of various administrative fees by Assembly Bills 177 and 199 continues to negatively impact previously collectible revenue sources.

Estimated expenditures in forecasted years include negotiated cost of living increases, earned step increases, increases in service agreement expenditures, and countywide increases for healthcare insurance, PERS Retirement, property insurance, and other internal service charges. Forecasted revenue assumes allowable cost recovery based on estimated expenditures for the Revenue Division, Treasury services, and conservative increases based on recent and current year experience.

## OTHER MAJOR FUNDS

**Road Fund** – The Road Fund is a special revenue fund established per State law to account for revenues that are legally restricted for County road and bridge construction and related maintenance projects. The Road Fund's primary funding sources are State Highway User Tax Allocation (HUTA or Gas Tax), the Transportation Agency for Monterey County (TAMC) retail transaction and use tax ordinance (Measure X), the Road Repair and Accountability Act of 2017 (Senate Bill 1 [SB1]), and Transient Occupancy Tax (TOT). Measure X and SB1 produce annual revenues of \$9.9 and \$12.4 million, respectively.

Fund 1201 (Road Fund Fund) Public Works, Facilities and Parks Department	Modified Budget 2024-2025	Year End Estimate 2024-2025	Forecast		
			2025-2026	2026-2027	2027-2028
A. Beginning Fund Balance	\$ 26,682,096	\$ 26,682,096	\$ 8,726,384	\$ 9,767,740	\$ 7,071,853
B. Total Revenues	\$ 61,290,800	\$ 62,439,232	\$ 79,548,598	\$ 64,823,565	\$ 65,811,196
C. Total Expenditures	\$ 78,152,940	\$ 80,394,944	\$ 78,507,242	\$ 67,519,452	\$ 66,001,808
D. Ending Fund Balance	\$ 9,819,956	\$ 8,726,384	\$ 9,767,740	\$ 7,071,853	\$ 6,881,241
E. Increase/(Decrease) in Fund Balance	\$ (16,862,140)	\$ (17,955,712)	\$ 1,041,356	\$ (2,695,887)	\$ (190,612)

The FY 2024-25 revenue estimate is \$1.1 million higher than budget as HUTA and SB1 exceeded the State's estimates and Davis Road Bridge utility relocation funding was approved for the project. Fluctuations in forecasted revenues is a result of Caltrans Federal and State funded projects. The Chualar, San Ardo and Castroville Safe Route to School projects in FY 2025-26 are key factors contributing to a \$17.1 million increase in revenues.



Estimated expenditures exceed the budget by \$2.2, reflecting increases in various projects, like the Local Rehabilitation Program and Pavement Management Seal Coat, that carried over from FY 2023-24, but were not in the adopted budget. The increase also includes salary and benefit increases approved by the new MOU for J, F, and X bargaining units.

Ending fund balance is estimated at a positive \$8.7 million, with \$3.7 million allocated to reserves at year-end. As with prior years, forecasted revenues and expenditures will fluctuate depending on project activity. Measure X and SB1 revenues are the primary fund balance source over the three-year forecast period.

**Monterey County Free Libraries** – For the current fiscal year estimate, the Library Department estimates using \$96,439 in fund balance compared to the original budget of \$2.0 million. Expenditures are \$1.7 million below budget primarily due to the delay of completion of library projects such as the Gonzales Library and the Pajaro Library, which are now expected in the next fiscal year. Additionally, the Library deferred the purchase of a new South County Bookmobile to offset increases in Salary and Benefits due to approved labor agreements. The Library has salary and benefit savings of \$380,289 due to vacant positions. Revenues for the current year are \$190,662 above budget due to higher property tax collections. The lower expenditures and higher revenue result in a fund balance use of \$96,439.

Fund 1210 (Library Fund Fund) Library Department	Modified Budget 2024-2025	Year End Estimate 2024-2025	Forecast		
			2025-2026	2026-2027	2027-2028
A. Beginning Fund Balance	\$ 9,948,802	\$ 9,948,802	\$ 9,852,363	\$ 7,774,023	\$ 6,492,904
B. Total Revenues	\$ 12,250,446	\$ 12,441,108	\$ 13,084,487	\$ 13,461,448	\$ 13,633,833
C. Total Expenditures	\$ 14,212,669	\$ 12,537,547	\$ 15,162,827	\$ 14,742,567	\$ 14,310,482
D. Ending Fund Balance	\$ 7,986,579	\$ 9,852,363	\$ 7,774,023	\$ 6,492,904	\$ 5,816,255
E. Increase/(Decrease) in Fund Balance	\$ (1,962,223)	\$ (96,439)	\$ (2,078,340)	\$ (1,281,119)	\$ (676,649)

The forecast reflects higher expenditures in FY 2025-26 due to the Gonzales branch and Pajaro branch now anticipated to complete in FY 2025-26. Other new projects such as the East Garrison Library, and smaller projects for the Big Sur branch, San Lucas branch, and completion of a parking lot including EV charging at the Greenfield branch are also anticipated next fiscal year. FY 2026-27 and FY 2027-28 show a slight decrease due to completion of Library projects. These projects will require fund balance use to fund book collections, technology, and furniture, fixture, and equipment for the new Gonzales and East Garrison branch as well as the reopening of the Pajaro Library. The Library also anticipates significant increases in salaries and benefits in the forecast period due to higher wages and increases in pension and healthcare costs. The Library anticipates using an estimated \$2.1 million in fund balance next fiscal year to meet project requirements and operational cost increases.

**Behavioral Health** – Under Welfare and Institutions Code Section 5600, the Health Department’s Behavioral Health Bureau provides a continuum of county-operated and community-based substance use disorder and mental health services. The program primarily provides community prevention programs, crisis intervention, inpatient psychiatric services, social rehabilitation, supportive housing, and outpatient services to Monterey County Medi-Cal beneficiaries who meet the State Department of Health Care Services, Mental Health Division’s medical necessity criteria. In addition, the program also serves many non-Medi-Cal eligible residents who have behavioral health disorders. The Behavioral Health Fund (fund 23) captures these services' financial activity.

Fund 1310 (Behavioral Health Fund) Health Department	Modified Budget 2024-2025	Year End Estimate 2024-2025	Forecast		
			2025-2026	2026-2027	2027-2028
A. Beginning Fund Balance	\$ 30,142,039	\$ 30,142,039	\$ 23,061,519	\$ 11,203,675	\$ 106,922
B. Total Revenues	\$ 164,773,469	\$ 175,518,468	\$ 175,297,271	\$ 174,510,746	\$ 174,463,718
C. Total Expenditures	\$ 170,658,951	\$ 182,598,988	\$ 187,155,115	\$ 185,607,499	\$ 186,692,475
D. Ending Fund Balance	\$ 24,256,557	\$ 23,061,519	\$ 11,203,675	\$ 106,922	\$ (12,121,835)
E. Increase/(Decrease) in Fund Balance	\$ (5,885,482)	\$ (7,080,520)	\$ (11,857,844)	\$ (11,096,753)	\$ (12,228,757)

For the current year estimate, the Behavioral Health Fund expenditures are estimated at \$182.6 million and revenues at \$175.5 million, resulting in an estimated decrease in fund balance of \$7.1 million.

The fiscal year's expenditures are projected to be \$11.9 million above the budget of \$170.6 million. The factors that impacted the increase in spending are an anticipated increase of \$3.5 million in construction costs of the Mental Health Rehabilitation Center and the Pearl Street Renovation Project, as well a projected increase of \$8.4 million in operational costs, which includes salary and benefits. Increases in grant revenues will offset some the higher projected expenditure at the end of the current fiscal year.

The bureau's anticipated revenue is \$10.7 million above the budget of \$164.7 million. The higher revenue is credited to the Mental Health Rehabilitation Center and a projected increase of \$7.2 million in Federal Financial Participation from the prior fiscal year and current fiscal year.

The forecast years depicts a moderate increase in FY 2025-26 due to the Mental Health Rehabilitation Center ramped up construction and decreases over the next year. While the project is expected to be completed in FY 2026-27, future costs will be budgeted outside of the Behavioral Health fund. Fiscal years 2026-27 and 2027-28 depict increases in expenditures, as compared to current year, due to salary and benefit increases and contracted services. Revenues for future fiscal years are projected to remain flat. The Bureau will monitor these impacts as it prepares future fiscal year budgets and will adjust as needed to minimize the impact. As reported in the FY 2022-23 year-end report, the fund balance includes \$8.4 million is assigned funds for potential future Medi-Cal program settlement costs.

**Emergency Communications** - The Emergency Communications Department provides dispatch and call taking (9-1-1 and non-emergency) to Monterey County residents and law enforcement, fire protection and emergency medical dispatch services for over 30 local, regional, county, and State public safety agencies.

Fund 1340 (Emergency Communications Fund) Emergency Communication Department	Modified Budget 2024-2025	Year End Estimate 2024-2025	Forecast		
			2025-2026	2026-2027	2027-2028
A. Beginning Fund Balance	\$ 2,912,230	\$ 2,912,230	\$ 2,893,444	\$ 2,893,443	\$ 2,893,440
B. Total Revenues	\$ 14,649,287	\$ 14,657,896	\$ 15,744,911	\$ 16,658,181	\$ 17,449,460
C. Total Expenditures	\$ 14,649,287	\$ 14,676,682	\$ 15,744,912	\$ 16,658,184	\$ 17,449,459
D. Ending Fund Balance	\$ 2,912,230	\$ 2,893,444	\$ 2,893,443	\$ 2,893,440	\$ 2,893,441
E. Increase/(Decrease) in Fund Balance	\$ -	\$ (18,786)	\$ (1)	\$ (3)	\$ 1

The Department is operating under a special revenue fund and expects to end the current year with expenditures and revenues totaling \$14.7 million including a County GFC of \$2.3 million. Costs are expected to rise in forecast years due to escalating salaries, pension, and health insurance costs, as

well as rising costs of service agreements that maintain the operations at the department. Costs are charged pursuant to the formula in the 9-1-1 Services Agreement which allocates costs to the agencies served through a 3-factor ratio of jurisdictional workload, property value, and population.

**Natividad** – Natividad is a county enterprise fund, defined as a governmental fund that provides goods and services to the public for a fee, making the entity self-supporting.

Fund 2010 (Natividad Medical Center Fund) Natividad Medical Center	Modified Budget 2024-2025	Year End Estimate 2024-2025	Forecast		
			2025-2026	2026-2027	2027-2028
A. Beginning Fund Balance	\$ 374,497,547	\$ 374,497,547	\$ 387,951,004	\$ 399,494,218	\$ 404,525,663
B. Total Revenues	\$ 440,185,028	\$ 600,632,056	\$ 614,986,992	\$ 626,575,072	\$ 639,005,083
C. Total Expenditures	\$ 426,455,576	\$ 587,178,599	\$ 603,443,778	\$ 621,543,627	\$ 640,324,136
D. Ending Fund Balance	\$ 388,226,999	\$ 387,951,004	\$ 399,494,218	\$ 404,525,663	\$ 403,206,610
E. Increase/(Decrease) in Fund Balance	\$ 13,729,452	\$ 13,453,457	\$ 11,543,214	\$ 5,031,445	\$ (1,319,053)

**Revenue:** Net operating revenue for the current year is expected to be \$440.6 million, \$0.4 million higher than budget. The increase in net revenues resulted from an improvement in the patient payor mix and government assistance for higher expenses in providing care. The remaining \$159.9 million in revenue and expenses are offsetting internal government transfers.

**Operating Expenses:** Expenditures in the current year are estimated at \$427.2 million, \$0.7 million over budget. Labor and supplies expenses are major contributors to increases in expenditure. While higher volume contributed to additional costs, contracted or travel nurses and labor for ancillary services significantly added to labor expenses. Annual wage increases for both union and non-union employees and benefits are factors to labor costs increases. Contracted physicians to provide 24/7 coverage to trauma services also was a factor. The price of supplies also continues to be high compared to previous years.

**Capital Expenditures:** The current year and the forecasted years include costs for capital projects. Natividad forecasts to spend on average \$10.0 million annually on capital projects. Proposed projects include enhancements to patient flow, seismic compliance upgrade to the facility, installation of a tube system connecting Rehab and Medical-Surgical units with Labor and Delivery, refurbishment of Medical-Surgical Unit 3, upgrade fire alarm system, upgrade to the communication phone system, and replacement of general medical equipment.

**Net Results:** NMC projects an increase in net position from operations totaling \$13.4 million over the current and decreasing in the forecasted years.

**Lake & Resort Operations** – The Lake & Resort Operations Fund is an enterprise fund dedicated to managing the operations of Lake Nacimiento. As a self-sustaining entity, it provides goods and services to the public in exchange for fees. The Resort at Lake Nacimiento is operated under an agreement with an external operator. This agreement ensures reimbursement for the operator's expenses, along with monthly management fees and annual incentive payments. Capital expenses, such as infrastructure repairs, remain the responsibility of the County.

Fund 2020 (Parks Lake and Resort Operations Fund) Public Works, Facilities and Parks Department	Modified Budget 2024-2025	Year End Estimate 2024-2025	Forecast		
			2025-2026	2026-2027	2027-2028
A. Beginning Fund Balance	\$ 3,319,861	\$ 3,319,861	\$ 3,098,255	\$ 3,601,382	\$ 4,159,255
B. Total Revenues	\$ 4,789,959	\$ 8,057,934	\$ 4,885,251	\$ 5,026,370	\$ 5,171,724
C. Total Expenditures	\$ 4,703,098	\$ 8,279,540	\$ 4,382,124	\$ 4,468,497	\$ 4,615,244
D. Ending Fund Balance	\$ 3,406,722	\$ 3,098,255	\$ 3,601,382	\$ 4,159,255	\$ 4,715,735
E. Increase/(Decrease) in Fund Balance	\$ 86,861	\$ (221,606)	\$ 503,127	\$ 557,873	\$ 556,480

As of the beginning of Fiscal Year 2024-25, the fund's total Net Position stood at \$3.3 million, which is \$0.4 million higher than originally anticipated, primarily due to the capitalization of assets. The estimated ending Net Position for the year is \$3.1 million, but this figure is expected to rise by \$4.1 million due to the adjustment of assets from ongoing Lake projects. This will result in a total Net Position of \$7.2 million, of which \$5 million is reserved for Investment in Capital Assets. Additionally, \$0.6 million is restricted for specific uses: \$0.3 million for the Zebra/Quagga Mussel Program and \$0.3 million for mobile home rehabilitation, funded by the 2018 Trailer Fire insurance proceeds. The remaining \$1.6 million is available for unrestricted use.

For the current year, the fund is projected to generate \$8.1 million in revenues and incur \$8.3 million in expenditures, resulting in a net loss of \$0.2 million. The increase in revenue estimates, compared to the initial budget, is mainly due to an operating transfer-in of \$3.7 million to cover various project costs. A total of \$3.6 million of these project costs is reflected in the expenditure estimates. Excluding these non-operating revenues and costs, operating revenues and expenditures align with the budget, yielding an operating gain of \$0.1 million, slightly surpassing the budgeted net gain of \$0.09 million.

Revenue forecasts for the next three years show a steady increase of approximately 2-3% per year, driven by an expected rise in Lake visitors once the Lake Lodge renovation and County boat repairs are completed. At the same time, expenditure forecasts are expected to remain under control, with increases in line with anticipated revenue growth.

**Laguna Seca Recreation Area (Laguna Seca)** – The management and operations of Laguna Seca Recreation Area transitioned to Friends of Laguna Seca (FLS) under a long-term concession agreement in August 2024. FLS is solely responsible for all expenses for the management and maintenance of LSRA, with very limited exceptions. Likewise, all revenues will be retained by FLS.

Fund 2030 (Laguna Seca Recreation Area Fund) Public Works, Facilities and Parks Department	Modified Budget 2024-2025	Year End Estimate 2024-2025	Forecast		
			2025-2026	2026-2027	2027-2028
A. Beginning Fund Balance	\$ 31,130,455	\$ 31,130,455	\$ 28,841,539	\$ 26,393,935	\$ 23,883,404
B. Total Revenues	\$ 22,587,817	\$ 2,673,234	\$ 365,000	\$ 365,000	\$ 176,959
C. Total Expenditures	\$ 23,984,364	\$ 4,962,150	\$ 2,812,604	\$ 2,875,531	\$ 2,771,179
D. Ending Fund Balance	\$ 29,733,908	\$ 28,841,539	\$ 26,393,935	\$ 23,883,404	\$ 21,289,184
E. Increase/(Decrease) in Fund Balance	\$ (1,396,547)	\$ (2,288,916)	\$ (2,447,604)	\$ (2,510,531)	\$ (2,594,220)

The initial FY 2024-25 budget projected a net position of \$8.2 million by the end of the year. However, this is now expected to increase to \$28.8 million, primarily due to adjustments from the prior fiscal year. This includes \$19.2 million in costs for the completed Track and Bridge project at Laguna Seca and \$2.2 million in ARPA capital projects for LSRA, which were moved from the

Capital Projects Fund to Laguna Seca, increasing the beginning net position. Of the total \$28.8 million, \$26.4 million is tied up in capital assets, leaving \$2.4 million as unrestricted.

Revenue and expenditures for FY 2024-25 are expected to decrease significantly compared to the budget, due to the transition of operations to FLS. Under the new concession agreement, FLS has taken full control of the Laguna Seca Recreation Area (LSRA), including its revenues and expenses. The County will start receiving an incentive based on FLS's net operating income, beginning at the end of 2029.

For the remainder of the current year and the next three years, revenue will primarily come from sponsorships for a single event, which will be used to repay the General Fund for a portion of the Track and Bridge project costs. These revenues will be received over several fiscal years.

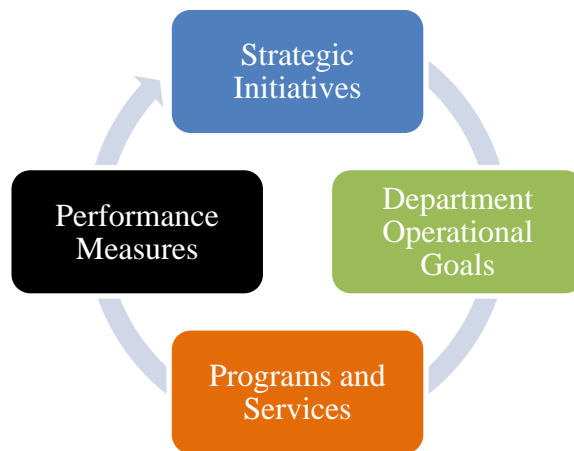
Expenditures for the next three years will mostly cover overhead costs, including depreciation of County-owned facilities and insurance expenses that the County is evaluating, in addition to those provided by FLS. Salary and benefit costs are no longer expected, as staff will be reassigned within Public Works, Facilities, and Parks. However, the continuing costs absorbed by the Enterprise Fund are expected to deplete the unrestricted net position sooner than anticipated.

# Strategic Initiatives

The Strategic Initiatives have been updated and implemented into the County's new Strategic Goals. They will be represented in the FY 2026-27 Recommended Budget Book.


## Monterey County's Prior Strategic Initiatives

Monterey County's prior strategic initiatives were one element of an integrated management system focused on understanding how well programs and services are meeting defined goals with the resources provided by County, state and federal funds. The system linked together four previously separate efforts by the County to understand and evaluate programmatic performance.



Each element of the integrated management system provided critical information for the County's officials, staff and the public.

- **Strategic Initiatives** were set by the Board of Supervisors. They established overarching priorities for the County and provided direction to offices and departments during the budget development process.
- **Department Operational Goals** are developed at the office and department level as part of the annual budget development process. These aligned with the Board of Supervisors' prior strategic initiatives.
- **Programs and Services** are delivered by county staff and were designed and budgeted in accordance with established budget goals.
- **Performance Measures** provided a framework to assess the County's programs and services in relation to the Board's prior strategic initiatives. County officials, department directors, managers and supervisors used performance data on an ongoing basis to manage for results and program improvement.





## Prior Strategic Initiatives

Policy Area	Prior Strategic Initiative
<b>Economic Development</b> <i>“Enhancing the well-being and prosperity of Monterey County Residents”</i>	Through collaboration, strengthen economic development to ensure a diversified and healthy economy.
<b>Administration</b> <i>“Efficient and Effective Government Operations”</i>	Promote an organization that practices efficient and effective resource management and is recognized for responsiveness, strong customer orientation, accountability and transparency.
<b>Health and Human Services</b> <i>“Health and Wellness for Monterey County Residents”</i>	Improve health and quality of life through County supported policies, programs, and services; promoting access to equitable opportunities for healthy choices and healthy environments in collaboration with communities.
<b>Infrastructure</b> <i>“Meeting our Facilities, Water, Technology and Transportation Needs”</i>	Plan and develop a sustainable, physical infrastructure that improves the quality of life for County residents and supports economic development results.
<b>Public Safety</b> <i>“Creating Safe Communities”</i>	Create a safe environment for people to achieve their potential, leading businesses and communities to thrive and grow while reducing violent crimes.

## Key Objectives for Prior Strategic Initiatives

### Economic Development

- Create better paying jobs, reduce poverty and increase the revenue base through business expansion while adding to the economic vitality of the County.

### Administration

- Achieve a balanced budget each year that sustains core services and efficiently allocates resources.
- Recruit and retain a diverse, talented workforce that supports the mission of Monterey County.
- Foster innovation in order to improve efficiency and effectiveness of County services.



## Health and Human Services

- Reduce regional, socio-economic inequities in health outcomes.
- Improve health outcomes through healthy and wellness promotion and access to top quality healthcare.
- Advocate for a sufficient allocation of funds from the state and federal governments that will enable the County to carry out its authorized health care programs.

## Infrastructure

- Improve the conditions of County roads and bridges.
- Promote the use of best environmental practices for County facilities and operations.
- Provide for adequate County facilities and infrastructure.
- Protect water quality and provide for adequate water supply.

## Public Safety

- Create and sustain a comprehensive approach to reducing violence.
- Attain safe and appropriate facilities to house adult and juvenile offenders that prepare them for successful re-entry to society.
- Engage public safety stakeholders, partners, and whole community in resiliency building activities including emergency reporting, disaster preparedness, mitigation response and recovery.



**ECONOMIC  
DEVELOPMENT**



**ADMINISTRATION**



**HEALTH AND  
HUMAN SERVICES**



**INFRASTRUCTURE**



**PUBLIC SAFETY**



This page intentionally left blank.

# COUNTY OF MONTEREY



## GENERAL FINANCIAL POLICIES

Fiscal Year 2025-26

## 1. PURPOSE AND BACKGROUND

The stewardship of public funds is one of the most significant responsibilities given to the officials and managers of the County of Monterey (County). The development and maintenance of prudent financial policies enable County officials to protect public interests, ensure transparency, and build trust. Financial policies define a shared understanding of how the County develops its financial practices and manages its resources to provide the best value to the community.

This document centralizes the County's financial policies to establish a framework for overall fiscal planning, management, and guidance. These policies are reviewed, updated, and brought before the Board of Supervisors (Board) as needed but at least annually for adoption. This continued review and adoption promotes sound financial management and helps maintain the County's stability, efficiency, and effectiveness by ensuring the Board's financial guidance is provided before all County actions. The policies also offer guidelines for evaluating both current activities and proposals for future programs and direct the County's financial resources toward meeting its objectives and strategic initiatives.

The policies provide general guidance in the management of the County's fiscal affairs and are to be used by all County departments to meet their obligation to operate in a financially prudent manner. The Recommended Budget adheres to these policies.

## 2. GENERAL FINANCIAL PHILOSOPHY

The financial policies provide a sufficient financial base and the resources necessary to support and sustain an adequate and responsible community service level to ensure public safety, enhance the physical infrastructure and environment, and improve and maintain the quality of life within our community.

The cornerstone and highest priority of the County's financial policies is fiscal integrity. It shall be the goal of the County to achieve a strong financial condition with the ability to:

- a. Sustain adequate financial liquidity to meet normal operating and contingent obligations;
- b. Provide an acceptable level of medical, social, law enforcement, and other protective services to assure public health and safety;
- c. Ensure a sufficient financial base is maintained to withstand local and regional economic impacts;
- d. Prudently plan, coordinate, review, and implement responsible community development and growth;
- e. Foster the ability to adjust efficiently to the community's changing service requirements;
- f. Maintain and improve infrastructure and capital assets;
- g. Regularly review programs and operational methods to improve processes that result in higher productivity, eliminate repetitive and duplicative functions;
- h. Encourage collaboration with other government entities, the private sector, and public-private partnerships where cost and risk are minimized in the delivery of services within the community;
- i. Promote equitable sharing of costs by service users;
- j. Ensure the legal use of financial resources through effective systems of internal controls;
- k. Support sound financial management by providing accurate and timely information on the County's financial condition; and
- l. Provide a framework for the wise and prudent use of debt financing and maintain a good credit rating in the financial community.

### 2.1 The Annual Budget

- a. The County Administrative Office will recommend a balanced budget aligning annual expenditures with conservative revenue estimates to minimize the use of fund balance or other one-time financing sources for ongoing operating expenditures;
- b. The County Administrative Office will consult with Department Heads and seek their input in developing the Recommended Budget through cooperative discussions and budget workshops;
- c. The County Administrative Office will keep the Board apprised on the condition of the County's finances and emerging fiscal issues; and
- d. Through the Board's Legislative Committee, the County will work with the California State Association of Counties (CSAC), state representatives, legislative advocates in the State Capitol, and other local government organizations to assure any state programs administered by the County are adequately funded and any realignment of state and county responsibilities are fiscally neutral.

## 3. ROLES AND FUNCTIONS

### 3.1 Role of County Administrative Office

The County Administrative Office, led by the County Administrative Officer, serves as the chief policy advisor to the Board of Supervisors (Board). The County Administrative Office promotes responsible resource allocation, strives to protect the County's financial position and integrity, and provides independent analysis on policy issues. The County Administrative Officer is the fund manager for the General Fund and all other funds, and on behalf of the Board, the County Administrative Officer makes independent recommendations regarding all additional funds under their jurisdiction.

### 3.2 Principal Functions of the County Administrative Office

Principal functions of the County Administrative Office include:

- a. Promoting continuous improvement of the structures, systems, processes, and effectiveness of programs;
- b. Preparing the annual financial plan (Recommended Budget);
- c. Working with departments to evaluate potential federal, state, and local budget impacts;
- d. Developing financial forecasts;
- e. Monitoring revenues and expenditures for conformance with the annual budget;
- f. Recommending effective fiscal policies to carry out programs;
- g. Verifying Board policies are consistently applied; and
- h. Ensuring items brought before the Board are accurate, complete, fully justified, and reviewed by appropriate stakeholders.

### 3.3 Principal Functions of County Departments

Departments are considered the content experts for the functions they perform. They are responsible for:

- a. Carrying out operations efficiently and cost-effectively while adhering to all county, state, and federal laws, regulations, and policies;
- b. Preparing budgets and financial estimates with attention to accuracy based on their operational expertise, county, state, and federal funding changes, and economic indicators affecting revenues, expenditures, and service levels;
- c. Reviewing, evaluating, and assessing potential federal and state budget issues that may impact local budgets;
- d. Developing and performing financial forecasts;
- e. Monitoring monthly revenue and expenditure performance and conformance with the annual budget;
- f. Meeting the Board's strategic initiatives and its policies; and
- g. Ensuring items brought before the Board are transparent, accurate, complete, fully justified, and reviewed by all appropriate stakeholders.

### 3.4 Principal Functions of the Budget Committee

The Budget Committee's principal functions include receiving staff updates on financial issues affecting the County and providing oversight and direction to staff in developing and modifying the budget.

### 3.5 Principal Functions of the Capital Improvement Committee

The Capital Improvement Committee's principal functions are to review the status of projects and establish a priority between competing needs.

## **4. SERVICES AND FUND STRUCTURE**

### 4.1 General Fund

The County provides a broad range of mandated and non-mandated government services. The cost of these services is accounted for in the General Fund, the County's largest single fund. The General Fund is used to account for revenues and expenditures unless another fund has been created to account for a specific item, activity, or program.

### 4.2 Other Funds

Other governmental and proprietary funds that account for activities not provided by the General Fund are described below.

#### *Other Governmental Funds*

- a. Special revenue funds are used to account for proceeds and expenditures from specific revenue sources to finance designated activities required by statute, regulation, ordinance, resolution, or board order.
- b. Debt service funds are used to provide repayment of debt, such as Certificates of Participation (COPs), short-term borrowing, and other obligations.
- c. Capital project funds are used for capital improvements and specified capital projects.

#### *Proprietary Funds*

- a. Enterprise funds are financed and operated like private business enterprises whose services are primarily funded through user charges.
- b. Internal service funds are used to account for any activity that provides goods or services to other funds, departments, or agencies of the County.

### 4.3 Major Funds

The County Administrative Officer or designee shall have the authority to determine funds that will be considered major funds for financial planning purposes. In addition to significant appropriations, factors that may be considered when designating major funds include political/social sensitivity of the activities financed from that fund, impact or potential impact of that fund on other programs or services, the significance of that fund on financing activities which are of high interest to the County and the public, and the existence of known uses or users of that information (e.g., bond rating companies, investors).

Major funds are as follows, but not limited to: 1) General Fund; 2) Natividad; 3) Facility Master Plan Projects; 4) Road Fund; 5) Library Fund; 6) Behavioral Health Fund; 7) Health and Welfare Realignment Fund; 8) Local Revenue Fund; and 9) Laguna Seca Recreation Area Fund.



## 5. OPERATING BUDGET

### 5.1 The County Budget

The Recommended Budget is the central financial planning document that embodies all County departments' goals, objectives, priorities, levels of service, and the associated operating revenue and expenditures. Appropriation authority is granted on the relationship between expected expenditures and revenue; therefore, appropriation authority is granted contingent on this relationship meeting the Recommended Budget. If revenues fall below expected amounts, the department must take all actions available to reestablish a revenue and expenditure relationship that conforms to the Recommended Budget.

The Recommended Budget shall be presented to the Board for adoption in June of each year and presented clearly for a general audience of the public. The Recommended Budget may be modified as approved by the Board during the fiscal year.

### 5.2 Balanced Budget

The County must adopt a *statutorily* balanced budget. A budget is *statutorily* balanced when the total estimated financing sources (beginning fund balance plus revenues) equal the total appropriations. At no time shall spending in a fiscal year exceed total current revenues plus any fund balance carryover from the prior year.

In addition to adopting a *statutorily* balanced budget, the County ensures the ongoing sustainability of its services by producing a *structurally* balanced budget. A *structurally* balanced budget matches total ongoing expenditures to the annual estimated revenues. In a *structurally* balanced budget, beginning fund balance may not be used as a financing source for ongoing expenditures. Departments have a fiscal objective to avoid using fund balance for operating purposes by aligning annual operating expenditures with annual operating revenues.

### 5.3 Ongoing Maintenance and Operations Needs

The County will adequately fund ongoing maintenance and operational needs with ongoing annual revenue. Without prior direction and approval by the Board and its Budget Committee, the use of one-time revenues or short-term borrowing is not allowed as a resource to finance ongoing maintenance and operational needs.

### 5.4 Adequate Maintenance of Capital Facilities and Equipment

The County shall establish as a primary fiscal responsibility the preservation, maintenance, future improvement and, when applicable, orderly replacement of the County's capital facilities and equipment.

### 5.5 CalPERS

The annual budget will provide adequate funding for all retirement systems. The County contracts with the California Public Employees' Retirement System (CalPERS) to provide retirement benefits under their defined benefit program. As a participant, the County is required to annually fund at a minimum the cost for retiree health benefits, otherwise known as Other Post-Employment Benefits (OPEB). To provide long-term funding for this benefit, the Board authorized joining CalPERS' California Employers' Retiree Benefit Trust (CERBT) and the pre-funding of the County's OPEB liabilities.

Due to its length, the Pension Liability Policy is separate from these policies and available online: <https://www.countyofmonterey.gov/government/departments-a-h/administrative-office/budget-analysis/county-policies>

### 5.6 Budget Deficits

Departments estimating a budget deficit shall prepare and submit a report to the Budget Committee that outlines the cause of the problem, the alternatives available to mitigate the projected budget deficit, and the department's recommended action. All additions to appropriations, transfers between funds, major plans to reduce service levels, or plans to request funding from the contingencies' appropriation require approval by at least four Board members (4/5ths vote).

### 5.7 Appropriations and Transfers

The following policy establishes appropriation control at the appropriation unit level, per Section 29120 of the California Government Code. The County Administrative Officer, per Section 29092 of the California Government Code, is the designated administrator over appropriation control, which includes transfers and revisions of appropriations that do not result in an overall increase in appropriations for an appropriation unit.

Accordingly, after budget adoption, a department does not need to request a transfer between major expense categories within the same appropriation unit. The County Administrative Officer has instituted budgetary controls through the financial system limiting total appropriations to the appropriation unit level. Approval of appropriation moves between major expense categories is not necessary. Examples of major expense categories include salary and employee benefits, services and supplies, and other financing uses.

Transfers of appropriations between appropriation units must be approved by Board resolution. Per Section 29125 (a) of the California Government Code, operating transfers in and out between funds are not a transfer of appropriations, as, per Section 29089 of the County Budget Act, transfers out by fund are specified in the budget and are adopted by resolution.

#### 5.8 Responsibility for Budget Management and Budgetary Control

The County shall maintain a budgetary control system to help it adhere to the budget. The County Administrative Office has budgetary control and authority over appropriations. The Auditor-Controller shall administer and maintain the system utilized for budgetary control. As the administrator of the budgetary control system, the Auditor-Controller shall notify the County Administrative Office when a department is reaching an appropriation limit. The Auditor-Controller shall seek guidance from the County Administrative Office on all issues relating to appropriation limits and controls.

County Officers and Department Heads have primary responsibility for managing departmental budgets by:

- a. Providing accurate and timely budget estimates;
- b. Monitoring revenues to ensure timely receipt in the amounts anticipated;
- c. Ensuring that expenditures comply with the law, adopted resolutions, policies, and align appropriations relative to revenues;
- d. Providing prompt notification to the County Administrative Office when either revenues or expenditures are not as anticipated; and
- e. Preparing and justifying budget revisions when necessary.

#### 5.9 Preparation of Financial Reports

The County Administrative Office annually prepares:

- a. A Budget End-of-Year Report (BEYR) to retrospectively report on actual financial performance at a detail and summary level;
- b. A current year estimate and three-year forecast to provide current year performance and forward-looking perspective to advise the Board on future challenges and provide a base for building the following year's Recommended Budget; and
- c. Additional reports, as appropriate, to keep the Board informed on current financial performance and developments.

The Auditor-Controller's Office annually prepares:

- a. An Annual Comprehensive Financial Report (ACFR) as required by the state, that reports on the County's financial position and activities beyond Generally Accepted Accounting Principles (GAAP) or state law requirements, to provide readers with a broader understanding of financial operations;
- b. A Single Audit that reports federally funded County activities, in compliance with the U.S. Office of Management and Budget Circular A-133 Compliance Supplement, to assure the County's adherence to laws, regulations, contracts, and grants applicable to its major federal programs;
- c. A Cost Allocation Plan schedule, as required by the Federal Management Circular A-87 "Cost Principles for State and Local Governments", that confirms and allocates the indirect costs of the County to operating and non-general county departments; and
- d. The countywide annual Tax Rate Book.

The County Administrative Office has oversight and contract management over the external auditors reviewing the ACFR. External auditors shall report to the County Administrative Office on audit findings. The County Administrative Office will take audit findings thereafter to the Board.

#### 5.10 Publication of Budget

The County Administrative Office shall publish annually a Recommended Budget document that satisfies nationally recognized standards for effective budget presentation. The Auditor-Controller shall annually publish an adopted budget document to meet State Controller's Office requirements.

#### 5.11 County Budget Development

Budget development is an annual process incorporating the Board's priorities and weighing competing requests for County resources within expected fiscal constraints. The process begins with departments preparing "baseline" budgets proposing levels of service and staffing that can be carried out within expected resources (e.g., program revenues and general fund contributions). To the extent there are increased costs or reduced revenue, baseline budgets may indicate potential reductions in staffing or services to maintain budgetary balance if additional resources are not provided. Departments may submit "augmentation requests" for additional resources to mitigate potential impacts, increase staffing/services, or invest in infrastructure. The County Administrative Office evaluates baseline budgets and augmentation requests within the constraints of a balanced budget and builds the annual Recommended Budget. Staff considers the following criteria in formulating recommendations for the annual budget and subsequent mid-year budget modifications:

- a. Mandated by current law or Board policy;
- b. Alignment with the County's strategic initiatives and priorities;
- c. Consistent with community priorities expressed in forums, surveys, and other community engagement initiatives;
- d. Necessary to maintain the current level of mission-critical services/operations;
- e. Substantiation of compelling public need (e.g., health, safety, economic vitality, quality of life) that cannot be met within existing resources;
- f. Likelihood of success based on prior performance, degree of planning/specificity, requested resources, and assumed timeline;
- g. Leverages sustainable financial support from non-County sources;
- h. Appropriate placement of responsibility (federal, state, or local);

- i. Degree of urgency; and
- j. Critical infrastructure investment to ensure productivity and continuity of operations.

Criteria in the listing are not exhaustive or in any particular order, nor are they mutually exclusive; funding recommendations may align with more than one criteria.

#### 5.12 Establish Countywide Priorities

The Board has a continuous process of establishing countywide priorities for ensuing years. The Board implements these priorities in the Recommended Budget within the framework of the law. Understanding that elected officials and Department Heads are charged with the actual provision of services to the community, the Board shall set broad priorities to ensure flexibility for departments to concentrate on these priorities.

#### 5.13 Authorization of Elected Officials

In determining service levels, the Board and County Administrative Office recognize that countywide elected officials have constitutional and/or statutorily created mandates and are accountable to the electorate. Although the Board adopts a budget for each department, elected officials will determine the services they will provide within the adopted budgetary constraints. These policies recognize that elected officials have independent constitutional and/or statutory powers to direct service levels and priorities within their departments. These powers are independent of the Board in part because these officials (like the Board) serve at the pleasure of the electorate. However, the Board is responsible for allocating appropriations to all departments.

#### 5.14 Budget Adoption Level

Under the County Budget Act (California Government Code, Sections 29000 through 29144), the Board enacts the annual financial plan (the Adopted Budget) through the passage of a resolution. The resolution mandates the maximum authorized expenditures for the fiscal year and sets appropriation control at the appropriation unit level. An appropriation unit represents one or more budget units and defines the budgetary limits of those budget units. A budget unit represents a program or group of programs providing a similar service. The assignment of an appropriation unit is guided by State Controller financial reporting requirements and/or County requirements. Pursuant to Section 29092 of the County Budget Act, the County Administrative Office is charged by the Board to monitor and make administrative decisions related to appropriation control.

#### 5.15 Amendments to the Adopted Budget

Modifications to the Adopted Budget require approval by at least four Board members (4/5ths vote). Amendments to the Adopted Budget will be made in compliance with Board policies.

#### 5.16 Budgetary Basis

The County uses the modified accrual basis of accounting following Generally Accepted Accounting Principles (GAAP). The budgetary basis is substantially the same as the modified accrual method of accounting that is used for financial reporting for all governmental funds except enterprise funds. The County currently has three enterprise funds which are budgeted based on a full accrual basis of accounting.

#### 5.17 Capital Asset Definition

The County defines capital assets as assets with initial, individual costs of \$5,000 or more and an estimated useful life greater than one year, except infrastructure, for which the threshold is set at \$100,000. Capital assets include both tangible and intangible assets categorized by asset type for reporting purposes.

### **6. STRATEGIC PLANNING**

#### 6.1 Three-Year Forecast

The County uses a Three-Year Forecast strategic model to develop, initiate, and modify policies and budgets. The Three-Year Forecast demonstrates the County's ability to accomplish long-term goals by determining the potential budgetary impacts of current budget decisions. This approach allows the Board to be aware of the probable long-term outcomes of alternative decisions and to select the one that effectively serves the interests of the community within the financial resources of the County.

The Three-Year Forecast identifies fund balances, revenue patterns, expenditure trends, and cash requirements. It is neither a future budget, nor does it recommend services or programs. The Forecast is a guide to assist in making recommendations and building future budgets. The Forecast is designed to facilitate decision-making based on two fundamental questions: "What is the County's financial future without change?" and "What path does the County wish to take for the future?"

The annual Three-Year Forecast is prepared in February by the County Administrative Office, with the subject matter expert assistance of departments. The timeframe allows departments to obtain prior year audited results and six months of actual financial data in the current fiscal year. The Forecast serves as a current year estimate and three-year financial outlook for building next year's Recommended Budget.

## **7. REVENUE AND EXPENDITURE POLICIES**

### 7.1 Revenue Diversification

A diversified and stable revenue system will be maintained to shelter community services from short and long-term fluctuations to the extent possible.

### 7.2 Revenue Estimates

Annual revenues are conservatively estimated as a basis for preparing the Recommended Budget. Estimates shall not be based on optimistically hoped-for events but analytical techniques that use historical data, economic trends and indicators, information available from the state and other governmental agencies, and other accepted standards. In general, revenue estimates shall not assume any growth rate that is not well documented. Real growth that occurs beyond budgeted revenue will be recognized through budgetary adjustments. Significant revenues will be estimated by the department that manages the program and then reviewed first by the County Administrative Office and subsequently by the Board's Budget Committee before the adoption of the Recommended Budget.

### 7.3 Current Revenues

Annual expenditures shall be balanced to ongoing annual revenues without the use of one-time financing. Deficit financing and borrowing will not be used to support ongoing County services and operations without explicit Board direction and approval. The Board shall be advised that interfund loans are required, or the use of non-appropriated funds is requested.

### 7.4 User Fees

The County charges user fees for various services when it is appropriate and permitted by law. Unless set by policy, regulation, or statute, user fees are established and maintained at the Board's discretion. Fees will generally be set at a level sufficient to cover both direct and indirect costs of the services provided. The service may be subsidized by the County as deemed necessary by the Board. Factors for subsidy consideration include whether a subsidy causes an inappropriate burden on taxpayers, the degree to which the service benefits a segment of the population, whether beneficiaries can pay the fee, and whether the service provides a broader benefit to the community.

All fees for services are reviewed as necessary and adjusted where appropriate. The full cost of providing a service is calculated to provide a basis for setting the charge or fee and incorporates direct and indirect costs, including operations and maintenance, overhead, charges for the use of capital facilities, as well as depreciation. Other factors for fee or charge adjustments may include the impact of inflation, other cost increases, the adequacy of the coverage of costs, current competitive rates, and contractual or statutory restrictions. Part of the decision-making process in establishing new services or increasing service levels should include an analysis of fees and user charges and a desired cost-recovery threshold. Increases may be justified based on outside variables not considered during the baseline budget submissions (e.g., water levels, gas prices, economy).

### 7.5 One-Time Revenues

The use of one-time revenues for ongoing expenditures is discouraged. Unpredictable revenues are budgeted conservatively, and any amount collected over the budget is generally carried forward in the fund balance.

### 7.6 Revenues of a Limited or Indefinite Term

Revenues of a limited or indefinite term will generally be used for those limited or unlimited term functions associated with the revenue. If it cannot be done, the revenue is to be considered discretionary revenue. It may be used for one-time expenditures to ensure no ongoing service programs are lost when such revenues are reduced or discontinued.

### 7.7 Use of Discretionary General Fund Revenue

Departments shall maximize the use of non-General Fund discretionary revenue and minimize the need to use discretionary General Fund revenue to fund programs. The Board will prioritize the use of discretionary General Fund revenue through the annual budget process.

### 7.8 Maintaining Revenue and Expenditure Categories

The County will maintain revenue and expenditure categories per state statute and administrative regulation and operational needs.

### 7.9 Outside Organization Contributions

## **Public Safety Sales Tax (Proposition 172)**

Government Code Section 30052 requires Proposition 172 funds be placed into a special revenue fund and expended on such public safety services as sheriffs, fire, county district attorneys, and corrections.

The County has historically shared its Proposition 172 revenues with other agencies to help fund fire districts and offset costs to cities for emergency dispatch services. In the event of fiscal constraints, the Board retains the authority to reduce allocations to other agencies upon findings that internal public safety programs would otherwise require program reductions. The County Administrative Office is charged with determining when a reduction to other agencies would be appropriate and obtaining authorization from the Board to begin those discussions.

*Emergency Communications Users' Offset*

The Emergency Communications Department receives five percent (5%) of Proposition 172 revenues. The current agreement with user agencies fixed their funding at five percent (5%) of the County's total Proposition 172 revenues for the most recently audited fiscal year (e.g., the FY 2024-25 allocation will be five percent (5%) of FY 2022-23 audited actuals). Overall, ten percent (10%) of Proposition 172 revenues are distributed for emergency communication operations.

*Fire Agencies' Distribution*

The County shares with the Association of Firefighters and Volunteer Fire Companies 9.13% of the County's Proposition 172 revenue of the most recently audited fiscal year. The various fire agencies allocate the Proposition 172 revenue amongst themselves via their own allocation formula.

*Distributions to Sheriff, Probation, and District Attorney*

After allocation to local fire agencies and Emergency Communications, 80.87% percent of Proposition 172 revenues are distributed to the Sheriff, Probation, and District Attorney departments as approved by the Board in the base year of FY 1995-96, with growth revenues distributed using the percentages listed below:

<u>Department</u>	<u>% of Growth</u>
Sheriff	61.2%
District Attorney	21.7%
Probation	17.1%

*County Agency Distribution*

The State Board of Equalization apportions Proposition 172 revenues to each county based on its proportionate share of statewide taxable sales. Due to the disbursement cycle of Proposition 172 revenues from the State Controller, each fiscal year's actual Proposition 172 revenues are not known until August of the following fiscal year.

*Proposition 172 Distribution Formula*

<u>Agency</u>	<u>Prop. 172 Distribution</u>
Local Fire Agencies	9.13%
Emergency Communications	10.0%
Other Public Safety County Departments	80.87%

**Contributions from Transient Occupancy Tax (TOT)**

*Contributions to Economic Development Set Aside*

The County has agreed to annual contributions to the Monterey County Convention and Visitors Bureau, the Arts Council for Monterey, the Monterey County Film Commission, and the Monterey County Business Council, respecting the value these organizations add to the community and their role related to the County Transient Occupancy Tax (TOT) revenues. This contribution is based on a shared percentage of total TOT revenues from the previously audited fiscal year. The Convention and Visitors Bureau receives a contribution equal to 5.03%, the Monterey County Business Council receives a contribution equal to 0.50%, the Monterey County Film Commission receives a contribution equal to 0.76%, and the Arts Council for Monterey receives a contribution equal to 1.58%, totaling a combined 7.87% contribution from the County's TOT revenues. In the event of fiscal constraints, the Board retains the authority to reduce its allocation to these outside agencies upon findings that internal countywide priority programs would otherwise require program reductions. The County Administrative Office is charged with determining when a reduction to outside agencies would be appropriate and obtaining authorization from the Board to begin those discussions.

*Contributions to the Road Fund*

In FY 2013-14, the TOT contribution percentage for the Road Fund was established by the Board and is currently capped at twenty-five percent (25%) of total TOT revenue. This contribution replaces, and is not in addition to, the \$2.0 million the County previously provided per annum to the Road Fund from the General Fund.

*Annual Contributions*

Organizations that are not part of the County, but receive contributions from the County, shall not have their appropriation carried forward from budget-cycle to budget-cycle unless authorized and directed by the Board. At the will of the Board, organizations receiving County contributions may be subject to annual review and presentation to the Board on the value and services provided to the community with County funds.

#### 7.10 Appropriations for Contingencies

The County annually adopts an appropriation for contingencies to provide sufficient working capital and a margin of safety for unplanned operational needs. The contingency appropriation may be used at the discretion of and by the action of the Board. The contingency appropriation is utilized only after all other budget resources have been examined. The appropriation for operational contingencies shall be equal to one percent (1%) of estimated General Fund revenues unless expressly modified by the Board as part of the annual budget adoption.

#### 7.11 Performance Measures

Departments shall develop key performance measures that address best practices, desired outcomes, Board strategic initiatives, and annual goals to ensure resource optimization and maximize results. Departments will pursue the most cost-effective means to achieve their performance measures. Performance measures provide the criteria that the Board and management uses to evaluate departmental requests for funding.

#### 7.12 Procurement

Departments shall adhere to standard procurement guidelines that comply with state and federal policies and County procedures. Expenditures are a matter of public record; therefore, purchases should be a prudent use of public funds. Procurement policies are published online: <https://countyofmonterey.sharepoint.com/sites/Infonet/contracts-purchasing/documents-policies/procurement-policies>

#### 7.13 Payment for Goods from Prior Year

Goods and services ordered but not received before the end of the prior fiscal year will be paid from the current year's budgeted appropriations. The department's payment for goods and services to be received or used in the next year are not authorized for payment from current year funds unless the items are dues or maintenance agreements where recurring invoices for the next year are generally due before year-end.

### **8. FUND BALANCE AND RESERVE POLICIES**

#### 8.1 Use of Year-End Fund Balance

The fund balance is a measurement of available financial resources. It is the difference between total assets and total liabilities in each fund. The Board recognizes that the maintenance of fund balance is essential to preserving the County's financial integrity. The County's goal is to use fund balance as a source to finance one-time investments, reserves, and/or commitments. As a one-time financing source, any unbudgeted year-end fund balance will be used for non-recurring expenditures and only after the yearly audit and confirmation of the General Fund's fund balance.

Governmental Accounting Standards Board (GASB) Statement 54 distinguishes fund balance based on the relative strength of the constraints that control the purposes for which specified amounts can be spent. Beginning with the most restrictive constraints, fund balance amounts are reported in the following categories:

- a. **Nonspendable fund balance** – amounts that are not in a spendable form (e.g., inventory) or are legally or contractually required to be maintained intact (e.g., permanent fund principal).
- b. **Restricted fund balance** – amounts that can be spent only for the specific purposes stipulated by external parties, either constitutionally or through enabling legislation (e.g., grants or donations).
- c. **Committed fund balance** – amounts that can only be used for the specific purposes determined by a formal action (resolution) of the Board. Commitments may be changed or lifted only by referring to the formal action that imposed the constraint originally (e.g., the Board's commitment in connection with future capital projects).
- d. **Assigned fund balance** – amounts intended to be used for specific purposes. Intent can be expressed by the Board, or the County Administrative Officer, or designee.
- e. **Unassigned fund balance** – includes all amounts not contained in other classifications and is the residual classification of the General Fund only. Unassigned amounts are available for any legal purpose.

#### 8.2 Fund and Reserve Levels

Sufficient fund balance and reserve levels are a critical component of the County's overall financial management strategy. They are key factors in the ability to sustain service delivery and obtain external financing. Rating agencies analyze fund balance when considering the County's overall financial strength and creditworthiness. Adequate reserves enable flexible financial planning in developing future capital projects, dealing with unforeseen emergencies and changes in fiscal conditions. Each fund shall maintain a level of reserves, providing a positive fund balance throughout the fiscal year. In the event a fund anticipates going in a negative cash position, the fund manager shall immediately bring to the Budget Committee a report outlining the reason(s) along with a financial plan to ensure the fund regains a positive cash balance.

The County uses a strategic reserve policy to provide adequate fund balance throughout the year. All major County funds shall develop a reserve policy and fund a reserve in conformance with their industry's best practices. In the event such best practices are non-existent, the fund shall adopt the



percentages as follows: an appropriation for operational contingencies equal to one percent (1%) of estimated annual revenue and a strategic reserve equal to ten percent (10%) of estimated annual revenue.

### 8.3 Committed Fund Balance – Strategic Reserve Fund

The County will commit a portion of the fund balance in the General Fund as a strategic reserve to provide the County with sufficient working capital and be used to fund settlement of legal judgments against the County in excess of reserves normally designated for litigation, for short-term revenue reductions due to economic downturns, for natural disasters as determined by the County Administrative Officer or Board, and for one-time-only state budget reductions that could not be addressed through the annual appropriations for contingencies in the General Fund. The County's goal is to maintain a strategic reserve equal to ten percent (10%) of the General Fund estimated revenues. The Natividad Medical Center (NMC) strategic reserve designation, established in 2011, is a sub-designation of the General Fund strategic reserve.

If the strategic reserve is utilized to provide temporary funding of unforeseen needs, the County shall take measures necessary to prevent its use in the following fiscal year by increasing General Fund revenues and/or decreasing expenditures to regain structural balance. The County shall also restore the strategic reserve to the minimum level of ten percent (10%) of General Fund estimated revenues within five fiscal years following the fiscal year in which the event occurred. The plan to restore the strategic reserve shall be included and highlighted in the County's Three-Year Forecast. Funds in excess of ten percent (10%) of the annual requirements may be retained in the strategic reserve or may be considered for other purposes, such as supplementing capital project funds or prepaying existing debt.

### 8.4 Order of Expenditure of Fund Balance

When multiple categories of fund balance are available for expenditure (e.g., a project is being funded partly by a grant, funds set aside by the Board, and unassigned fund balance), the County will start with the most restricted category and spend those funds first before moving down to the next fund balance category with available funds.

## **9. INTERFUND LOANS**

Interfund loans are the lending of cash from one County fund to another for a specific purpose and require repayment. Interfund loans are typically short-term in nature and constitute the allocation of cash between individual funds for working capital purposes.

Interfund loans may be made for the following reasons:

- a. To offset timing differences in cash flow;
- b. To offset timing differences between expenditures and reimbursements, typically associated with grant funding;
- c. To provide funds for interim financing in conjunction with obtaining long-term financing; and/or
- d. For short-term borrowing in place of external financing.

Interfund loans are not to be used to solve ongoing structural budget issues or hindering the accomplishment of any function or project for which the lending fund was established. Interfund loans are not to be used from fiscal year to fiscal year as a financing strategy. If a fund has a negative cash balance, the department must present the County Administrative Office with a plan for reaching a positive cash balance. A negative cash balance must be addressed in the fiscal year that the fund reaches negative cash.

Interfund loan monies may only be used for the purpose identified in the authorizing resolution. Appropriate accounting records will be maintained to reflect the balances of loans in every fund affected by such transactions. A summary of all outstanding interfund loans will be included in the Annual Comprehensive Financial Report (ACFR).

### 9.1 Interfund Loan Terms

The Board must approve interfund loans by resolution. The resolution will include a planned schedule of repayment of the loan principal and set a reasonable interest rate to be paid to the lending fund if required by the lending fund's restrictions or regulations during the time the loan is outstanding. Repayment of an interfund loan shall be within the same fiscal year unless otherwise stated in a Board resolution. The County Administrative Office shall have authority for issuing temporary interfund loans for end-of-year purposes and report out these temporary interfund loans to the Board via memorandum.

### 9.2 Interfund Loan Interest

The following guidelines should be used in establishing the rate of interest:

- a. Not lower than the "opportunity cost" if the funds were otherwise invested, such as the County Treasury Pooled Interest Rate;
- b. Treasury yields or short-term bond yields for a similar term; and
- c. Not higher than the external rate available to the County.

Interest is not required in the following circumstances:

- a. The borrowing fund has no independent source of revenue other than the lending fund; or
- b. The borrowing fund is generally funded by the lending fund; or

- c. The lending fund is the General Fund, which, being unrestricted, can loan interest-free, except to a proprietary fund (such as one of enterprise funds below).

## **10. ENTERPRISE FUNDS**

The County will establish enterprise funds for County services when:

- a. The fund's operations are financed and operated like private business enterprises, where services provided are primarily funded through user charges; or
- b. The Board determines that it is appropriate to conduct a periodic review of net income for capital maintenance, accountability, or other public policy purposes.

The County Administrative Office is the chief advisor to the Board in the creation of an enterprise fund. The County currently has three enterprise funds: 1) Natividad (fund 451\*); 2) Lake Resort (fund 452\*); 3) Laguna Seca Recreational Area (fund 453\*).

### 10.1 Expenses

Enterprise fund expenses and revenues will be established at sufficient levels to properly maintain the fund's infrastructure and provide significant capital development without requiring County fiscal intervention.

### 10.2 Rate Structure and Net Position

Each enterprise fund will maintain an adequate rate structure to cover the cost of all operations, including cash flow, capital replacement and maintenance, debt service if applicable, contingency funding, scheduled reserve contributions, and depreciation. Rates may be offset from the available net position only after these requirements are met.

### 10.3 Services

Enterprise fund services will establish and maintain reserves for general contingency and capital purposes consistent with those maintained for general governmental services.

### 10.4 Net Operating Revenues

The County will ensure that net operating revenues of the enterprise are sufficient to pay operating expenses, capital costs, and any debt service requirements where applicable, in compliance with the County's fiscal and debt policies.

### 10.5 Interest from Funds

Unless otherwise directed by statute, regulation, or resolution, interest will be allocated as discretionary financing for an enterprise fund.

### 10.6 Financial Monitoring and Reporting

The County Administrative Office and departments shall monitor revenues and expenses throughout the year to ensure conformity to adopted budgets. Enterprise funds shall provide the Budget Committee financial status reports on a semi-annual or quarterly basis. Financial reports shall contain a year-to-date summary of expenses, revenues, and cash positions, significant variances, comparisons to previous fiscal years' activity, trends for the current fiscal year, and financial impacts to the General Fund, if any.

## **11. INTERNAL SERVICE FUNDS**

An internal service fund (ISF) is a centralized governmental service that provides services or products on a cost-reimbursement basis to other governmental units or external users with a break-even motive. To qualify as an ISF, the predominant users of the services or products must be the government itself.

### 11.1 Use of Internal Service Funds

#### *Risk Management*

The Office of the County Counsel is responsible for managing the County's general liability (fund 475\*) and workers' compensation (fund 476\*) ISF funds. These ISFs shall function as funds for paying all judgments, settlements, and claims against the County. The General Liability ISF will reserve adequate funds to cover both excess insured events and events not covered by excess insurance coverage and provide for "recoverable" and "non-recoverable" losses. Both ISFs are currently funded at a seventy percent (70%) confidence level.

### *Human Resources – Benefits*

The Human Resources Department is responsible for managing the County's Benefits ISF (fund 477\*). The ISF covers various benefit programs supported by contributions from the County, active employees, and retired employees. Programs include dental and vision benefits for employees and dependents, Employee Assistance Program, Long-Term Disability, Retiree Sick Leave Conversion, and other miscellaneous benefit programs.

### *Resource Planning*

The County Administrative Office has administrative authority over all aspects of the Resource Planning ISF (fund 478\*). The Resource Planning ISF provides funds for capital projects that require replacement, maintenance, or upgrades during the asset's life. The fund serves to establish a capital funding process, generating funds over an asset's life, thereby minimizing fiscal impacts to operations.

The Resource Planning Fund's respective sub-funds are the: 1) VAMP-Vehicle Asset Management Program; 2) ERP-Enterprise Resource Planning for Upgrades/Replacement; 3) BIR-Building Improvement and Replacement; and 4) EIR-Equipment Improvement and Replacement.

### 11.2 General Fund Transfers

In the event there is a large settlement that cannot be funded within the existing ISF reserve, the Office of the County Counsel may submit a request to the County Administrative Office for a transfer from the General Fund or such other fund as may be available and appropriate. Such a request will include, at a minimum, an analysis of the impact of the settlement on the reserve, alternatives for addressing the implications, and the advantages and disadvantages of each alternative.

### 11.3 Actuarial Studies

The County Counsel-managed ISFs and the Benefits ISF shall complete two annual actuarial studies. The first study will be completed using data through June 30<sup>th</sup>, and a second ("true-up") actuarial study will be completed with data through December 31<sup>st</sup>. The June 30<sup>th</sup> study will be used to set department allocations for the upcoming fiscal year, while the December 31<sup>st</sup> study will be used for meeting its operational needs (e.g., purchasing excess insurance coverage). County Counsel will work throughout the year to obtain information on potential settlements that could impact reserve levels and provide this information to the actuary as part of the semi-annual actuarial valuation process.

### 11.4 Internal Service Funds Reporting

Departments that manage ISFs shall provide to the Board and its Budget Committee an annual report outlining funding levels, operational costs, and outcomes of operations.

## **12. CAPITAL FACILITIES AND IMPROVEMENT POLICIES**

### 12.1 Capital Investments

The County is responsible for investing in the preservation, maintenance, and improvement of buildings, parks, roads, sewers, equipment, and other capital infrastructure. Strategic capital improvement plans, policies, and programs assess future needs and prevent emergencies to avoid major costs. Thus, the Board established the Capital Improvement Program, Five-Year Plan (CIP), which incorporates into the operating budget the fiscal impact of projects including design, construction, equipment, land purchases, and administration. The CIP is prepared and updated annually by the Public Works, Facilities, and Parks Department with review by the County Administrative Office.

Projects in excess of \$100,000 that have an estimated useful life of at least five years and are non-recurring should be included in the CIP for consideration and countywide prioritization. Updates will regularly be made to all projects in various stages of implementation within the CIP and annual review of priorities, needs and staffing levels will be conducted. The CIP shall be consistent with the County's overall goals and objectives and coordinated with economic development infrastructure investments.

### 12.2 Enhanced Infrastructure Financing District

The Board supports economic development projects that benefit the community and will consider private investment and partnerships with jurisdictions that are interested in forming an Enhanced Infrastructure Financing District (EIFD). This allows collaboration and joint financing to capture increases in assessment and various revenue sources to reinvest the growth in value from large planning projects when an individual entity's resources might otherwise be insufficient. Cooperation provides additional opportunities to issue bonds and attract state and federal grant funding. The EIFD policy outlines the Board's criteria for evaluating proposals.

### 12.3 Financial Analysis of Funding Sources

Financial analysis of funding sources is conducted for all proposed major capital improvement projects. Operating and maintenance costs should be identified separately, to ensure that adequate funds will be available for ongoing expenses necessary to maximize useful life. The Budget Committee determines available funding sources and provides input toward scope changes to meet any fiscal constraints. Project scope and budget must be defined and submitted to the Board for approval before project funds can be expended.

#### 12.4 Annual Capital Improvement Budget

The Board includes capital project funding during the annual budget process. In general, capital projects that have secured funding to progress in the first year of the CIP will be included in the Recommended Budget. The Board shall determine annual ongoing funding levels for each of the major project categories within the CIP. When considering the priority and funding of each capital project, the County shall consider the operating impacts (e.g., increased staff, facilities maintenance, and outside rentals) of the project.

#### 12.5 Capital Project Reports

Capital projects shall provide the following reports:

- a. Monthly updates of the drawdown schedule for debt-financed projects;
- b. Quarterly reports to the County Administrative Office detailing quarterly forecasts of expenditures for the life of debt-financed projects;
- c. Quarterly updates to the Capital Improvement and Budget committees on implemented capital projects that include the initial approved and modified budgets, expenditures to date, remaining budget and expenditures, original completion date, and if applicable, revised completion date and the phase (in a percentage) the project is toward completion;
- d. Quarterly updates to the Budget Committee on capital funds interest accumulation; and
- e. Semi-annual updates to the Capital Improvement and Budget committees on scheduled and unscheduled maintenance projects.

The County Administrative Office shall provide a quarterly report to the Capital Improvement and Budget committees regarding drawdown schedules for debt-financed projects.

### **13. DEBT MANAGEMENT**

Due to its length and complexity, the Debt Management Policy is reviewed by the Board separately from these policies. The Debt Management Policies are published online: <https://www.countyofmonterey.gov/government/departments-a-h/administrative-office/debt-management>.

### **14. GRANT MANAGEMENT**

The County recognizes that grant funding provides significant resources to enhance the ability to provide services and activities not otherwise available. Consideration will be given to whether grant activities further the County's mission, are part of the core functions of the department, benefit the community, and whether locally generated revenues will be required to support grant activities when grant funding is no longer available. Grants that do not meet these criteria shall be declined.

Departments are responsible for the continuous monitoring of the financial status of grants and compliance with all applicable federal, state, and local regulations, including procurement policies and procedures.

Any position changes related to grant funding must be approved by the Board and adequately classified by Human Resources. Departments are to promptly notify payroll of coding changes needed for those positions being charged to grants since grant codes may change each year.

Departments are responsible for all aspects of the grant process, including planning for grant acquisition, preparing and submitting grant proposals, developing grant implementation plans, managing grant programs, preparing and providing reports to grantors, and adequately closing out grant projects. Department staff and the County Administrative Office will maintain a close working relationship concerning any grant activity to ensure a clear understanding of the project status.

The County manages a variety of programs, which depend on outside grants for partial or full funding. Grants that require a General Fund match must be approved by the Board before the department can apply. In the event of reductions in such external funding amounts, the program service levels will be reduced, and additional County support shall not be provided to compensate for the decrease in outside funding unless approved and directed by the Board.

### **15. STATE AND FEDERAL PROGRAMS**

The County shall operate state and federal programs based on the level of state funding provided and shall not backfill any state cuts with General Fund resources except when mandated, or local priorities dictate a need for a continuance.

## APPENDIX

**\*Board of Supervisor approval of above policy preceded adoption of final new chart of accounts; below is a crosswalk for enterprise and internal service funds referenced in the policy and designated with an asterisk (\*)**

<b>Fund Name</b>	<b>Prior Fund Number</b>	<b>Future Fund Number</b>
Natividad Medical Center	451	2010
Lake and Resort Operations	452	2020
Laguna Seca Recreational Area	453	2030
General Liability	475	2110
Workers' Compensation	476	2105
Benefits Programs	477	2120
Resource Planning	478	2200

# Schedules

## Schedule 1

### Schedule 1 County of Monterey All Funds Summary Fiscal Year 2025-26

Fund Name	Total Financing Sources				Total Financing Uses			
	Fund Balance Available	Decreases to Obligated Fund Balance	Additional Funding Sources	Total Financial Sources	Financing Uses	Increases to Obligated Fund Balance	Total Financing Uses	Ending Available Fund Balance
1	2	3	4	5	6	7	8	

#### Governmental Funds

General Fund	\$ 3,073,222	\$ 19,243,111	\$ 1,004,506,380	\$ 1,026,822,713	\$ 1,023,749,520	- \$ 1,023,749,520	\$ 3,073,193
Special Revenue	320,890,492	-	483,048,304	803,938,796	523,581,702	- 523,581,702	280,357,094
Capital Project	76,759,622	-	34,484,167	111,243,789	51,915,890	- 51,915,890	59,327,899
<b>Total Governmental Funds</b>	<b>\$ 400,723,336</b>	<b>\$ 19,243,111</b>	<b>\$ 1,522,038,851</b>	<b>\$ 1,942,005,298</b>	<b>\$ 1,599,247,112</b>	<b>- \$ 1,599,247,112</b>	<b>\$ 342,758,186</b>

#### Other Funds

Internal Service	\$ 106,814,261	- \$ 86,877,558	\$ 193,691,819	\$ 86,978,505	- \$ 86,978,505	\$ 106,713,314	
Enterprise	418,876,902	- 550,733,243	969,610,145	540,363,661	- 540,363,661	429,246,484	
Special District & Other Agencies							
County Service Areas	11,915,093	- 6,862,853	18,777,946	9,359,065	- 9,359,065	9,418,881	
County Sanitation Districts	2,835,231	- 7,648,233	10,483,464	6,657,563	- 6,657,563	3,825,901	
Housing Successor Agencies	8,591,328	- 339,459	8,930,787	184,196	- 184,196	8,746,591	
Other Agencies	15,823	- 21,210,768	21,226,591	21,285,768	- 21,285,768	(59,177)	
Other Districts	2,359,901	- 1,792,527	4,152,428	2,659,980	- 2,659,980	1,492,448	
sub-total Special District & Other Agencies	25,717,376	- 37,853,840	63,571,216	40,146,572	- 40,146,572	23,424,644	
Total Other Funds	\$ 551,408,539	- \$ 675,464,641	\$ 1,226,873,180	\$ 667,488,739	- \$ 667,488,739	\$ 559,384,441	
Total All Funds	\$ 952,131,875	\$ 19,243,111	\$ 2,197,503,492	\$ 3,168,878,478	\$ 2,266,735,851	- \$ 2,266,735,851	\$ 902,142,627



## Schedule 2

### Schedule 2 County of Monterey Governmental Funds Summary Fiscal Year 2025-26

Fund Name	Total Financing Sources				Total Financing Uses			
	Fund Balance Available	Decreases to Obligated Fund Balance	Additional Funding Sources	Total Financial Sources	Financing Uses	Increases to Obligated Fund Balance	Total Financing Uses	Ending Available Fund Balance
1	2	3	4	5	6	7	8	9
1001 - General	\$ 3,073,222	\$ 19,243,111	\$ 1,004,506,380	\$ 1,026,822,713	\$ 1,023,749,520	- \$ 1,023,749,520		\$ 3,073,193
<b>Total General Fund</b>	<b>\$ 3,073,222</b>	<b>\$ 19,243,111</b>	<b>\$ 1,004,506,380</b>	<b>\$ 1,026,822,713</b>	<b>\$ 1,023,749,520</b>	<b>- \$ 1,023,749,520</b>		<b>\$ 3,073,193</b>
<b>Special Revenue Funds:</b>								
1025 - Pension Liability	\$ 107,591,437	- \$ 2,000,000	\$ 109,591,437	\$ 6,776,645	- \$ 6,776,645			\$ 102,814,792
1201 - Road Fund	8,726,384	- 60,746,391	69,472,775	61,420,006	- 61,420,006			8,052,769
1210 - Library Fund	9,852,363	- 13,081,580	22,933,943	14,447,457	- 14,447,457			8,486,486
1220 - In-Home Support Services	85,074	- 1,163,608	1,248,682	1,163,608	- 1,163,608			85,074
1230 - Fish and Game Propagation Fund	59,774	- 37,907	97,681	48,125	- 48,125			49,556
1240 - Community Action Partnership	246,282	- 526,206	772,488	526,206	- 526,206			246,282
1250 - Inclusionary Housing	485,981	- 60,500	546,481	148,569	- 148,569			397,912
1260 - Revolving Loan Fund	2,917,861	- 230,963	3,148,824	250,000	- 250,000			2,898,824
1270 - Community Development Fund	16,525,339	- 3,591,704	20,117,043	3,375,897	- 3,375,897			16,741,146
1280 - Emergency Medical Service Fund	241,932	- 763,000	1,004,932	702,607	- 702,607			302,325
1290 - Workforce Development Board	525,242	- 13,013,750	13,538,992	12,331,082	- 12,331,082			1,207,910
1300 - Local Revenue Fund 2011	77,747,808	- 100,479,700	178,227,508	116,218,579	- 116,218,579			62,008,929
1310 - Behavioral Health	23,061,518	- 194,843,727	217,905,245	199,316,276	- 199,316,276			18,588,969
1320 - Homeland Security Grant	22,274	- 1,469,095	1,491,369	1,469,095	- 1,469,095			22,274
1330 - Health and Welfare Realignment	51,390,422	- 72,638,611	124,029,033	87,621,738	- 87,621,738			36,407,295
1340 - Emergency Communications	2,893,444	- 15,682,524	18,575,968	15,682,524	- 15,682,524			2,893,444
1350 - NGEN Operations and Maintenance	-	- 1,608,120	1,608,120	1,608,120	- 1,608,120			-
1360 - County Clerk-Recorder	3,632,301	- 462,391	4,094,692	421,909	- 421,909			3,672,783
1370 - Habitat Management Program	14,885,056	- 648,526	15,533,582	53,258	- 53,258			15,480,324
<b>Total Special Revenue Funds</b>	<b>\$ 320,890,492</b>	<b>- \$ 483,048,304</b>	<b>\$ 803,938,796</b>	<b>\$ 523,581,702</b>	<b>- \$ 523,581,702</b>			<b>\$ 280,357,094</b>
<b>Capital Project Funds:</b>								
1930 - Capital Projects	\$ 76,330,655	- \$ 33,336,473	\$ 109,667,128	\$ 50,103,754	- \$ 50,103,754			\$ 59,563,374
1935 - NGEN Radio Project	428,967	- 1,147,694	1,576,661	1,812,136	- 1,812,136			(235,475)
<b>Total Capital Project Funds</b>	<b>\$ 76,759,622</b>	<b>- \$ 34,484,167</b>	<b>\$ 111,243,789</b>	<b>\$ 51,915,890</b>	<b>- \$ 51,915,890</b>			<b>\$ 59,327,899</b>
<b>Total Governmental Funds</b>	<b>\$ 400,723,336</b>	<b>\$ 19,243,111</b>	<b>\$ 1,522,038,851</b>	<b>\$ 1,942,005,298</b>	<b>\$ 1,599,247,112</b>	<b>- \$ 1,599,247,112</b>		<b>\$ 342,758,186</b>

## Schedule 3

### Schedule 3 County of Monterey Fund Balance - Governmental Funds Fiscal Year 2025-26

Fund Name	Total Fund Balance June 30, 2025	Less: Obligated Fund Balance			Fund Balance Available June 30, 2025
		Encumbrances	Nonspendable, Restricted and Committed	Assigned	
1	2	3	4	5	6
1001 - General	\$ 163,237,779	\$ 1,536,293	\$ 121,754,942	\$ 36,873,322	\$ 3,073,222
<b>Total General Fund</b>	<b>\$ 163,237,779</b>	<b>\$ 1,536,293</b>	<b>\$ 121,754,942</b>	<b>\$ 36,873,322</b>	<b>\$ 3,073,222</b>
<b>Special Revenue Funds:</b>					
1025 - Pension Liability	\$ 107,591,437	-	-	- \$	107,591,437
1201 - Road Fund	8,726,384	-	-	-	8,726,384
1210 - Library Fund	9,852,363	-	-	-	9,852,363
1220 - In-Home Support Services	85,074	-	-	-	85,074
1230 - Fish and Game Propagation Fund	59,774	-	-	-	59,774
1240 - Community Action Partnership	246,282	-	-	-	246,282
1250 - Inclusionary Housing	485,981	-	-	-	485,981
1260 - Revolving Loan Fund	2,917,861	-	-	-	2,917,861
1270 - Community Development Fund	16,525,339	-	-	-	16,525,339
1280 - Emergency Medical Service Fund	241,932	-	-	-	241,932
1290 - Workforce Development Board	525,242	-	-	-	525,242
1300 - Local Revenue Fund 2011	77,747,808	-	-	-	77,747,808
1310 - Behavioral Health	23,061,518	-	-	-	23,061,518
1320 - Homeland Security Grant	22,274	-	-	-	22,274
1330 - Health and Welfare Realignment	51,390,422	-	-	-	51,390,422
1340 - Emergency Communications	2,893,444	-	-	-	2,893,444
1350 - NGEN Operations and Maintenance	-	-	-	-	-
1360 - County Clerk-Recorder	3,632,301	-	-	-	3,632,301
1370 - Habitat Management Program	14,885,056	-	-	-	14,885,056
<b>Total Special Revenue Funds</b>	<b>\$ 320,890,492</b>	<b>-</b>	<b>-</b>	<b>- \$</b>	<b>\$ 320,890,492</b>
<b>Capital Project Funds:</b>					
1930 - Capital Projects	\$ 76,330,655	-	-	- \$	76,330,655
1935 - NGEN Radio Project	428,967	-	-	-	428,967
<b>Total Capital Project Funds</b>	<b>\$ 76,759,622</b>	<b>-</b>	<b>-</b>	<b>- \$</b>	<b>\$ 76,759,622</b>
<b>Total Governmental Funds</b>	<b>\$ 560,887,893</b>	<b>\$ 1,536,293</b>	<b>\$ 121,754,942</b>	<b>\$ 36,873,322</b>	<b>\$ 400,723,336</b>

# Schedule 4

## Schedule 4 County of Monterey Obligated Fund Balances - By Governmental Funds Fiscal Year 2025-26

Fund Name	Obligated Fund Balances June 30, 2025	Decreases or Cancellations		Increases or New Obligated Fund Balances		Total Obligated Fund Balances for the Budget Year
		Recommended	Adopted by the Board of Supervisors	Recommended	Adopted by the Board of Supervisors	
1	2	3	4	5	6	7

### General Fund

#### Encumbrances:

1001 - 3001 - Encumbrances	\$	1,536,293	-	-	-	- \$	1,536,293
----------------------------	----	-----------	---	---	---	------	-----------

#### Nonspendable:

1001 - 3026 - Reserve For Inventories	\$	683,559	-	-	-	- \$	683,559
---------------------------------------	----	---------	---	---	---	------	---------

1001 - 3028 - Prepaid Nonspendable		4,496,491	-	-	-	-	4,496,491
------------------------------------	--	-----------	---	---	---	---	-----------

#### Restricted:

1001 - 3041 - Public Protection	\$	4,596,221	\$ 650,405	-	-	- \$	3,945,816
---------------------------------	----	-----------	------------	---	---	------	-----------

1001 - 3042 - General		4,609,561	-	-	-	-	4,609,561
-----------------------	--	-----------	---	---	---	---	-----------

1001 - 3043 - Health and Sanitation		12,205,068	10,536,228	-	-	-	1,668,840
-------------------------------------	--	------------	------------	---	---	---	-----------

1001 - 3045 - Recreation and Culture		274,292	120,797	-	-	-	153,495
--------------------------------------	--	---------	---------	---	---	---	---------

1001 - 3046 - Public Assistance		2,794,314	2,169,095	-	-	-	625,219
---------------------------------	--	-----------	-----------	---	---	---	---------

#### Committed:

1001 - 3111 - Strategic Commitment	\$	92,095,436	-	-	-	- \$	92,095,436
------------------------------------	----	------------	---	---	---	------	------------

#### Assigned:

1001 - 3065 - General Capital	\$	5,826,996	\$ 22,000	-	-	- \$	5,804,996
-------------------------------	----	-----------	-----------	---	---	------	-----------

1001 - 3113 - General Fund Contingency		8,367,056	5,417,760	-	-	-	2,949,296
--	--	-----------	-----------	---	---	---	-----------

1001 - 3115 - Compensated Absences		10,371,811	125,214	-	-	-	10,246,597
------------------------------------	--	------------	---------	---	---	---	------------

1001 - 3120 - Health Clinics		2,750,246	-	-	-	-	2,750,246
------------------------------	--	-----------	---	---	---	---	-----------

1001 - 3121 - Social Services		9,743	-	-	-	-	9,743
-------------------------------	--	-------	---	---	---	---	-------

1001 - 3123 - Capital Project		1,472,894	-	-	-	-	1,472,894
-------------------------------	--	-----------	---	---	---	---	-----------

1001 - 3124 - IT Charges Mitigation		961,209	-	-	-	-	961,209
-------------------------------------	--	---------	---	---	---	---	---------

1001 - 3126 - Disaster Assistance Program		1,900,000	-	-	-	-	1,900,000
---	--	-----------	---	---	---	---	-----------

1001 - 3128 - Revenue Stabilization		3,747,424	-	-	-	-	3,747,424
-------------------------------------	--	-----------	---	---	---	---	-----------

1001 - 3132 - Cannabis Tax		1,465,943	201,612	-	-	-	1,264,331
----------------------------	--	-----------	---------	---	---	---	-----------

#### Unassigned:

1001 - 3101 Unassigned Fund Balance	\$	3,073,222	-	-	-	- \$	3,073,222
-------------------------------------	----	-----------	---	---	---	------	-----------

<b>Total General Fund</b>	<b>\$</b>	<b>163,237,779</b>	<b>\$ 19,243,111</b>	<b>-</b>	<b>-</b>	<b>- \$</b>	<b>143,994,668</b>
---------------------------	-----------	--------------------	----------------------	----------	----------	-------------	--------------------

### Special Revenue Funds:

1025 - Pension Liability	\$	107,591,437	-	-	-	- \$	107,591,437
--------------------------	----	-------------	---	---	---	------	-------------

1201 - Road Fund		8,726,384	-	-	-	-	8,726,384
------------------	--	-----------	---	---	---	---	-----------

1210 - Library Fund		9,852,363	-	-	-	-	9,852,363
---------------------	--	-----------	---	---	---	---	-----------

1220 - In-Home Support Services		85,074	-	-	-	-	85,074
---------------------------------	--	--------	---	---	---	---	--------

1230 - Fish and Game Propagation Fund		59,774	-	-	-	-	59,774
---------------------------------------	--	--------	---	---	---	---	--------

1240 - Community Action Partnership		246,282	-	-	-	-	246,282
-------------------------------------	--	---------	---	---	---	---	---------

1250 - Inclusionary Housing		485,981	-	-	-	-	485,981
-----------------------------	--	---------	---	---	---	---	---------

1260 - Revolving Loan Fund		2,917,861	-	-	-	-	2,917,861
----------------------------	--	-----------	---	---	---	---	-----------

1270 - Community Development Fund		16,525,339	-	-	-	-	16,525,339
-----------------------------------	--	------------	---	---	---	---	------------

1280 - Emergency Medical Service Fund		241,932	-	-	-	-	241,932
---------------------------------------	--	---------	---	---	---	---	---------

1290 - Workforce Development Board		525,242	-	-	-	-	525,242
------------------------------------	--	---------	---	---	---	---	---------

1300 - Local Revenue Fund 2011		77,747,808	-	-	-	-	77,747,808
--------------------------------	--	------------	---	---	---	---	------------

1310 - Behavioral Health		23,061,518	-	-	-	-	23,061,518
--------------------------	--	------------	---	---	---	---	------------

1320 - Homeland Security Grant		22,274	-	-	-	-	22,274
--------------------------------	--	--------	---	---	---	---	--------

1330 - Health and Welfare Realignment		51,390,422	-	-	-	-	51,390,422
---------------------------------------	--	------------	---	---	---	---	------------

1340 - Emergency Communications		2,893,444	-	-	-	-	2,893,444
---------------------------------	--	-----------	---	---	---	---	-----------

1350 - NGEN Operations and Maintenance		-	-	-	-	-	-
--	--	---	---	---	---	---	---

1360 - County Clerk-Recorder		3,632,301	-	-	-	-	3,632,301
------------------------------	--	-----------	---	---	---	---	-----------

1370 - Habitat Management Program		14,885,056	-	-	-	-	14,885,056
-----------------------------------	--	------------	---	---	---	---	------------

<b>Total Special Revenue Funds</b>	<b>\$</b>	<b>320,890,492</b>	<b>-</b>	<b>-</b>	<b>-</b>	<b>- \$</b>	<b>320,890,492</b>
------------------------------------	-----------	--------------------	----------	----------	----------	-------------	--------------------

### Capital Project Funds:

1930 - Capital Projects	\$	76,330,655	-	-	-	- \$	76,330,655
-------------------------	----	------------	---	---	---	------	------------

1935 - NGEN Radio Project		428,967	-	-	-	-	428,967
---------------------------	--	---------	---	---	---	---	---------

<b>Total Capital Project Funds</b>	<b>\$</b>	<b>76,759,622</b>	<b>-</b>	<b>-</b>	<b>-</b>	<b>- \$</b>	<b>76,759,622</b>
------------------------------------	-----------	-------------------	----------	----------	----------	-------------	-------------------

<b>Total Governmental Funds</b>	<b>\$</b>	<b>560,887,893</b>	<b>\$ 19,243,111</b>	<b>-</b>	<b>-</b>	<b>- \$</b>	<b>541,644,782</b>
---------------------------------	-----------	--------------------	----------------------	----------	----------	-------------	--------------------

# Schedule 5

## Schedule 5 County of Monterey - Governmental Funds Summary of Additional Financing Sources by Source and Fund Fiscal Year 2025-26

Source Classification	Actual 2023-24	Adopted Budget 2024-25	Current Year Estimate 2024-25	Requested Budget 2025-26	Recommended Budget 2025-26	Recommended Change from Adopted
1	2	3	4	5	6	7

### Summarization by Source

Property Tax - Current Secured	\$ 132,082,597	\$ 136,975,367	\$ 137,738,574	\$ 143,197,859	\$ 143,197,859	6,222,492
Property Tax - Current Unsecured	7,592,915	7,519,501	8,130,285	8,299,961	8,299,961	780,460
Taxes Other than Current Property	160,721,219	161,768,436	162,988,343	166,157,506	168,031,183	6,262,747
<b>Total Taxes:</b>	<b>\$ 300,396,732</b>	<b>\$ 306,263,304</b>	<b>\$ 308,857,202</b>	<b>\$ 317,655,326</b>	<b>\$ 319,529,003</b>	<b>13,265,699</b>

Licenses, Permits, and Franchises	29,938,922	29,837,834	28,646,512	30,722,855	30,722,855	885,021
Fines, Forfeitures, and Penalties	11,522,567	11,114,885	9,972,043	12,130,943	12,130,943	1,016,058
Revenue from Use of Money & Property	19,757,273	8,226,735	10,324,720	8,832,510	8,832,510	605,775
Intergovernmental Revenues	644,534,704	674,049,847	724,061,518	726,368,766	731,132,308	57,082,461
Charges For Services	95,802,658	99,680,311	82,051,874	112,386,561	112,165,253	12,484,942
Miscellaneous Revenues	15,410,884	9,677,565	9,125,623	69,079,775	69,079,775	59,402,210
Other Financing Sources	205,199,062	233,685,160	340,964,253	241,723,666	238,446,204	4,761,044
<b>Grand Total</b>	<b>\$ 1,322,562,801</b>	<b>\$ 1,372,535,641</b>	<b>\$ 1,514,003,745</b>	<b>\$ 1,518,900,402</b>	<b>\$ 1,522,038,851</b>	<b>149,503,210</b>

### Summarization by Fund

1001 - General	\$ 835,148,631	\$ 873,808,657	\$ 881,866,724	\$ 997,869,160	\$ 1,004,506,380	130,697,723
1025 - Pension Liability	23,427,855	2,000,000	3,496,440	2,000,000	2,000,000	-
1201 - Road Fund	76,571,251	61,290,800	62,439,232	63,921,111	60,746,391	(544,409)
1210 - Library Fund	13,450,849	12,250,446	12,441,108	13,081,580	13,081,580	831,134
1220 - In-Home Support Services	889,390	1,099,024	1,067,524	1,163,608	1,163,608	64,584
1230 - Fish and Game Propagation Fund	48,797	37,871	38,071	37,907	37,907	36
1240 - Community Action Partnership	487,000	533,479	560,879	526,206	526,206	(7,273)
1250 - Inclusionary Housing	20,499	1,063,916	1,055,262	60,500	60,500	(1,003,416)
1260 - Revolving Loan Fund	183,570	159,957	224,688	230,963	230,963	71,006
1270 - Community Development Fund	7,333,339	5,634,258	2,708,626	3,591,704	3,591,704	(2,042,554)
1280 - Emergency Medical Service Fund	640,914	659,000	763,000	763,000	763,000	104,000
1290 - Workforce Development Board	9,157,755	11,023,500	14,230,332	13,013,750	13,013,750	1,990,250
1300 - Local Revenue Fund 2011	95,194,973	94,526,443	88,684,750	100,479,700	100,479,700	5,953,257
1310 - Behavioral Health	150,721,194	164,773,469	175,518,468	194,843,727	194,843,727	30,070,258
1320 - Homeland Security Grant	105,466	1,967,474	1,934,809	1,469,095	1,469,095	(498,379)
1330 - Health and Welfare Realignment	76,371,255	74,387,181	83,257,150	72,638,611	72,638,611	(1,748,570)
1340 - Emergency Communications	14,045,521	14,649,287	14,657,896	16,006,576	15,682,524	1,033,237
1350 - NGEN Operations and Maintenance	832,231	953,578	913,405	1,608,120	1,608,120	654,542
1360 - County Clerk-Recorder	404,411	417,996	606,455	462,391	462,391	44,395
1370 - Habitat Management Program	406,995	436,456	653,662	648,526	648,526	212,070
1930 - Capital Projects	17,102,756	50,319,612	165,612,684	33,336,473	33,336,473	(16,983,139)
1935 - NGEN Radio Project	18,149	543,237	1,272,584	1,147,694	1,147,694	604,457
<b>Grand Total</b>	<b>\$ 1,322,562,801</b>	<b>\$ 1,372,535,641</b>	<b>\$ 1,514,003,745</b>	<b>\$ 1,518,900,402</b>	<b>\$ 1,522,038,851</b>	<b>149,503,210</b>

# Schedule 6

## Schedule 6 County of Monterey - Governmental Funds Detail of Additional Financing Sources by Fund and Account Fiscal Year 2025-26

Source Classification	Actual 2023-24	Adopted Budget 2024-25	Current Year Estimate 2024-25	Requested Budget 2025-26	Recommended Budget 2025-26	Recommended Change from Adopted
1	2	3	4	5	6	7
<b>1001 - General</b>						
<b>Taxes</b>						
40105 - Property Tax - Current Secured	122,422,948	127,035,370	127,687,135	132,794,620	132,794,620	5,759,250
40110 - Property Tax - Current Unsecured	7,142,912	7,176,203	7,658,902	7,812,080	7,812,080	635,877
40115 - Property Tax In - Lieu of Vlf	72,037,593	73,981,457	74,553,295	77,535,426	77,535,426	3,553,969
40120 - Property Tax - Prior Secured	1,292,367	1,257,532	1,257,532	1,257,532	1,257,532	-
40125 - Property Tax - Prior Unsecured	84,242	23,236	84,241	35,691	35,691	12,455
40130 - Property Tax - Current Supplemental	2,941,957	2,503,481	2,503,481	2,378,307	2,378,307	(125,174)
40135 - Property Tax - Prior Supplemental	293,807	142,293	142,293	142,293	142,293	-
40145 - Other Property Taxes	-	11,579,099	11,773,686	12,555,097	12,555,097	975,998
40146 - Passthrough Property Taxes	7,793,355	-	-	-	-	-
40147 - Residual Property Taxes	5,281,443	-	781,411	-	-	-
40140 - Sales and Use Taxes	15,058,078	15,465,502	14,976,195	15,088,516	15,088,516	(376,986)
40150 - Transaction and Use Tax	-	-	-	-	1,873,677	1,873,677
40205 - Transient Occupancy Tax	38,564,453	38,838,898	38,838,898	39,227,287	39,227,287	388,389
40210 - Real Property Transfer Tax	3,400,738	3,203,414	3,203,414	3,203,414	3,203,414	-
40215 - Other Taxes	209	-	-	-	-	-
40220 - Cannabis Taxes	4,948,724	4,000,000	3,632,000	3,500,000	3,500,000	(500,000)
<b>Total Taxes</b>	<b>\$ 281,262,827</b>	<b>\$ 285,206,485</b>	<b>\$ 287,092,482</b>	<b>\$ 295,530,263</b>	<b>\$ 297,403,940</b>	<b>\$ 12,197,455</b>
<b>Licenses, Permits, and Franchises</b>						
41105 - Animal Licenses	-	296,000	-	-	-	(296,000)
41110 - Business Licenses	6,194,785	6,323,640	6,336,794	6,368,717	6,368,717	45,077
41205 - Construction Permits	8,966,572	8,670,309	8,777,264	9,740,708	9,740,708	1,070,399
41215 - Zoning Permits	2,441,323	2,482,399	2,557,302	2,854,759	2,854,759	372,360
41305 - Franchises	10,784,926	8,277,049	8,595,661	9,077,121	9,077,121	800,072
41310 - PEG Fees Received	449,144	-	-	200,000	200,000	200,000
41315 - Other Licenses and Permits	548,899	1,026,007	972,365	794,164	794,164	(231,843)
41316 - Marriage Licenses/Permits	159,890	-	172,464	400,000	400,000	400,000
<b>Total Licenses, Permits, and Franchises</b>	<b>\$ 29,545,538</b>	<b>\$ 27,075,404</b>	<b>\$ 27,411,850</b>	<b>\$ 29,435,469</b>	<b>\$ 29,435,469</b>	<b>\$ 2,360,065</b>
<b>Fines, Forfeitures, and Penalties</b>						
42105 - Vehicle Code Fines	795,113	1,010,056	790,107	996,938	996,938	(13,118)
42110 - Other Court Fines	564,243	661,161	542,942	660,854	660,854	(307)
42115 - Penalties and Costs on Delinquent Taxes	4,219,252	3,297,800	3,266,270	3,297,683	3,297,683	(117)
42120 - Forfeitures and Penalties	5,097,308	5,366,181	4,291,100	6,095,538	6,095,538	729,357
42121 - Asset Forfeiture/Seized Property	88,735	-	191,695	190,000	190,000	190,000
<b>Total Fines, Forfeitures, and Penalties</b>	<b>\$ 10,764,651</b>	<b>\$ 10,335,198</b>	<b>\$ 9,082,114</b>	<b>\$ 11,241,013</b>	<b>\$ 11,241,013</b>	<b>\$ 905,815</b>
<b>Revenue from Use of Money &amp; Property</b>						
43105 - Investment Income	8,321,537	3,800,406	3,806,238	3,910,027	3,910,027	109,621
43115 - Interest on Lessor Receivable Lease - Right-To-Use	57,328	-	-	-	-	-
43120 - Rents, Concessions, and Leases	451,337	552,380	567,449	513,724	513,724	(38,656)
43125 - Revenue from Lessor Leases - Right-To-Use	325,340	322,274	315,083	330,729	330,729	8,455
<b>Total Revenue from Use of Money &amp; Property</b>	<b>\$ 9,155,542</b>	<b>\$ 4,675,060</b>	<b>\$ 4,688,770</b>	<b>\$ 4,754,480</b>	<b>\$ 4,754,480</b>	<b>\$ 79,420</b>
<b>Intergovernmental Revenues</b>						
44110 - Vehicle License Fee	453,686	270,725	376,136	458,205	458,205	187,480
44205 - State Aid - Public Assistance Administration	61,709,962	50,502,041	53,197,405	60,353,759	60,353,759	9,851,718
44210 - State Aid - Public Assistance Programs	4,735,404	8,938,629	9,372,287	10,139,741	10,139,741	1,201,112
44230 - State Aid - Health Programs	8,424,379	11,364,657	14,478,299	10,718,746	10,718,746	(645,911)

## Schedule 6

### Schedule 6 County of Monterey - Governmental Funds Detail of Additional Financing Sources by Fund and Account Fiscal Year 2025-26

Source Classification	Actual 2023-24	Adopted Budget 2024-25	Current Year Estimate 2024-25	Requested Budget 2025-26	Recommended Budget 2025-26	Recommended Change from Adopted
1	2	3	4	5	6	7
44235 - Tobacco Program Prop 99	402,259	313,145	382,146	401,253	401,253	88,108
44245 - State Aid - Agriculture	8,681,643	8,666,910	9,651,365	8,988,113	8,988,113	321,203
44260 - State Disaster Relief	50,252	-	-	-	-	-
44265 - State Veterans' Affairs	447,097	306,664	339,822	312,060	312,060	5,396
44270 - Homeowners Property Tax Relief	428,828	431,927	428,828	418,177	418,177	(13,750)
44275 - Public Safety - Sales Tax	45,160,728	45,296,706	44,885,191	45,517,894	45,517,894	221,188
44285 - Other State Aid	28,491,153	37,008,395	49,093,752	48,781,101	53,731,101	16,722,706
44290 - SB 90 Reimbursements	360,771	-	-	-	-	-
44295 - Peace Officer Training	133,094	352,000	144,895	152,500	152,500	(199,500)
44405 - Federal - in-Lieu Taxes	5,327	1,081,054	1,081,054	1,108,394	1,108,394	27,340
44505 - Federal Aid - Public Assistance Administration	57,776,868	73,344,428	78,244,575	72,269,166	72,082,708	(1,261,720)
44510 - Federal Aid - Public Assistance Programs	27,459,973	40,634,666	41,583,176	43,770,907	43,770,907	3,136,241
44515 - Federal Aid - Health Administration	2,009,251	1,338,144	1,468,481	1,410,369	1,410,369	72,225
44530 - Federal Aid - Disaster Relief	3,035,450	-	-	-	-	-
44540 - Federal Aid Other	61,114,606	32,252,120	32,397,054	32,226,520	32,226,520	(25,600)
44543 - Federal Aid Other Federal School Nutrition Program	136,603	-	170,000	170,000	170,000	170,000
44610 - Aid from City/County	206,279	271,256	202,744	350,382	350,382	79,126
44620 - Other Governmental Agencies	25	1,289,805	-	-	-	(1,289,805)
44621 - Other Governmental Agencies - First 5 Grant	26,044	-	29,860	27,860	27,860	27,860
44622 - Other Governmental Agencies - School	1,366,401	-	1,411,945	1,442,772	1,442,772	1,442,772
<b>Total Intergovernmental Revenues</b>	<b>\$ 312,616,082</b>	<b>\$ 313,663,272</b>	<b>\$ 338,939,014</b>	<b>\$ 339,017,919</b>	<b>\$ 343,781,461</b>	<b>\$ 30,118,189</b>
<b>Charges For Services</b>						
45105 - Assessment and Tax Collection Fees	3,974,125	4,279,236	4,441,394	4,288,575	4,288,575	9,339
45115 - Auditing and Accounting Fees	1,921,258	2,195,431	1,933,393	2,335,393	2,335,393	139,962
45120 - Communication Services	-	100,000	100,000	-	-	(100,000)
45125 - Election Services	210,233	1,900,000	2,062,619	250,000	250,000	(1,650,000)
45130 - Legal Services	761,351	540,525	601,230	650,100	650,100	109,575
45140 - Planning and Engineering Services	1,641,617	1,529,898	1,349,887	1,675,380	1,675,380	145,482
45145 - Agricultural Services	817,050	829,000	851,340	859,000	859,000	30,000
45150 - Civil Process Services	3,410,504	5,329,668	4,107,834	5,795,700	5,795,700	466,032
45155 - Estate Fees	142,376	538,081	98,770	483,266	483,268	(54,813)
45160 - Humane Services	-	14,000	-	-	-	(14,000)
45165 - Law Enforcement Services	3,464,473	4,101,399	3,835,373	3,677,700	3,677,700	(423,699)
45170 - Recording Fees	1,880,593	2,586,207	1,502,935	2,221,390	2,221,390	(364,817)
45175 - Mental Health Fees	382	4,524	4,568	507	507	(4,017)
45180 - Children's Services	300	240	-	20	20	(220)
45190 - Adoption Fees	-	140,000	-	-	-	(140,000)
45195 - Institutional Care and Services	1,500	-	-	4,000	4,000	4,000
45205 - Park and Recreation Services	1,470,909	1,131,008	1,407,177	1,407,177	1,407,177	276,169
45210 - Health Fees	45,049,597	57,919,468	43,909,662	71,860,050	71,860,050	13,940,582
45225 - Other Services And Non-Taxable Sales	3,081,679	4,254,135	3,529,961	3,554,370	3,554,370	(699,765)
45228 - Building Maintenance And Grounds Service	1,219,340	-	543,120	-	-	-
45229 - Installment Collection Fees	(70)	-	(29)	-	-	-
<b>Total Charges For Services</b>	<b>\$ 69,047,218</b>	<b>\$ 87,392,820</b>	<b>\$ 70,279,234</b>	<b>\$ 99,062,628</b>	<b>\$ 99,062,630</b>	<b>\$ 11,669,810</b>
<b>Miscellaneous Revenues</b>						
46105 - Other Taxable Sales	21,146	35,000	28,486	30,000	30,000	(5,000)
46115 - Other Reimbursement	1,229,640	3,291,573	561,579	471,678	471,678	(2,819,895)
46120 - Tobacco Settlement	3,819,635	4,283,004	3,819,635	3,819,638	3,819,638	(463,366)
46125 - Cash Overages/Shortages	38	150	575	469	469	319



## Schedule 6

### Schedule 6 County of Monterey - Governmental Funds Detail of Additional Financing Sources by Fund and Account Fiscal Year 2025-26

Source Classification	Actual 2023-24	Adopted Budget 2024-25	Current Year Estimate 2024-25	Requested Budget 2025-26	Recommended Budget 2025-26	Recommended Change from Adopted
1	2	3	4	5	6	7
46135 - Contributions	428,703	176,600	149,000	149,500	149,500	(27,100)
46140 - Other Miscellaneous Revenues	1,776,185	1,023,708	929,159	2,302,799	2,302,799	1,279,091
46145 - Cancelled and Outlawed Warrants	358,034	-	112,288	-	-	-
46155 - Cost Plan Credit	-	-	-	60,620,017	60,620,017	60,620,017
<b>Total Miscellaneous Revenues</b>	<b>\$ 7,633,381</b>	<b>\$ 8,810,035</b>	<b>\$ 5,600,722</b>	<b>\$ 67,394,101</b>	<b>\$ 67,394,101</b>	<b>\$ 58,584,066</b>
<b>Other Financing Sources</b>						
47105 - Sale of Capital Assets	54,718	43,110	17,155	20,000	20,000	(23,110)
47115 - Operating Transfers In	115,068,673	136,607,273	138,755,384	151,413,286	151,413,286	14,806,013
<b>Total Other Financing Sources</b>	<b>\$ 115,123,391</b>	<b>\$ 136,650,383</b>	<b>\$ 138,772,539</b>	<b>\$ 151,433,286</b>	<b>\$ 151,433,286</b>	<b>\$ 14,782,903</b>
<b>Fund Total 1001 - General</b>	<b>\$ 835,148,631</b>	<b>\$ 873,808,657</b>	<b>\$ 881,866,724</b>	<b>\$ 997,869,160</b>	<b>\$ 1,004,506,380</b>	<b>\$ 130,697,723</b>
<b>1025 - Pension Liability</b>						
<b>Revenue from Use of Money &amp; Property</b>						
43105 - Investment Income	8,200,152	2,000,000	3,496,440	2,000,000	2,000,000	-
<b>Total Revenue from Use of Money &amp; Property</b>	<b>\$ 8,200,152</b>	<b>\$ 2,000,000</b>	<b>\$ 3,496,440</b>	<b>\$ 2,000,000</b>	<b>\$ 2,000,000</b>	<b>-</b>
<b>Charges For Services</b>						
45225 - Other Services And Non-Taxable Sales	15,227,703	-	-	-	-	-
<b>Total Charges For Services</b>	<b>\$ 15,227,703</b>	<b>-</b>	<b>-</b>	<b>-</b>	<b>-</b>	<b>-</b>
<b>Fund Total 1025 - Pension Liability</b>	<b>\$ 23,427,855</b>	<b>\$ 2,000,000</b>	<b>\$ 3,496,440</b>	<b>\$ 2,000,000</b>	<b>\$ 2,000,000</b>	<b>-</b>
<b>1201 - Road Fund</b>						
<b>Taxes</b>						
40140 - Sales and Use Taxes	7,446,773	9,685,364	9,962,908	9,962,908	9,962,908	277,544
<b>Total Taxes</b>	<b>\$ 7,446,773</b>	<b>\$ 9,685,364</b>	<b>\$ 9,962,908</b>	<b>\$ 9,962,908</b>	<b>\$ 9,962,908</b>	<b>\$ 277,544</b>
<b>Licenses, Permits, and Franchises</b>						
41210 - Road Privileges and Permits	393,384	2,612,430	1,084,662	1,137,386	1,137,386	(1,475,044)
<b>Total Licenses, Permits, and Franchises</b>	<b>\$ 393,384</b>	<b>\$ 2,612,430</b>	<b>\$ 1,084,662</b>	<b>\$ 1,137,386</b>	<b>\$ 1,137,386</b>	<b>\$ (1,475,044)</b>
<b>Revenue from Use of Money &amp; Property</b>						
43105 - Investment Income	489,662	593,938	593,938	593,938	593,938	-
<b>Total Revenue from Use of Money &amp; Property</b>	<b>\$ 489,662</b>	<b>\$ 593,938</b>	<b>\$ 593,938</b>	<b>\$ 593,938</b>	<b>\$ 593,938</b>	<b>-</b>
<b>Intergovernmental Revenues</b>						
44105 - State Highway Users Tax	23,285,159	23,672,977	24,184,509	24,300,900	24,300,900	627,923
44250 - State Aid - Construction Capital Grants	774,600	6,419,658	5,743,325	14,193,827	14,193,827	7,774,169
44255 - State Aid - Construction Operating Grants	725,486	725,486	725,486	725,486	725,486	-
44260 - State Disaster Relief	2,826,302	-	-	-	-	-
44520 - Federal Aid - Construction Capital Grants	8,409,426	6,022,380	6,753,917	2,081,491	2,081,491	(3,940,889)
44530 - Federal Aid - Disaster Relief	114,827	613,010	838,166	-	-	(613,010)
44535 - Federal Aid - Forest Reserve Revenue	25,415	6,220	6,220	6,220	6,220	-
44620 - Other Governmental Agencies	1,322,439	-	-	-	-	-
<b>Total Intergovernmental Revenues</b>	<b>\$ 37,483,656</b>	<b>\$ 37,459,731</b>	<b>\$ 38,251,623</b>	<b>\$ 41,307,924</b>	<b>\$ 41,307,924</b>	<b>\$ 3,848,193</b>
<b>Charges For Services</b>						
45140 - Planning and Engineering Services	34,409	-	16,516	40,160	40,160	40,160
45225 - Other Services And Non-Taxable Sales	2,142,870	982,891	1,112,616	838,596	838,596	(144,295)
<b>Total Charges For Services</b>	<b>\$ 2,177,279</b>	<b>\$ 982,891</b>	<b>\$ 1,129,132</b>	<b>\$ 878,756</b>	<b>\$ 878,756</b>	<b>\$ (104,135)</b>

## Schedule 6

### Schedule 6 County of Monterey - Governmental Funds Detail of Additional Financing Sources by Fund and Account Fiscal Year 2025-26

Source Classification	Actual 2023-24	Adopted Budget 2024-25	Current Year Estimate 2024-25	Requested Budget 2025-26	Recommended Budget 2025-26	Recommended Change from Adopted
1	2	3	4	5	6	7
<b>Miscellaneous Revenues</b>						
46115 - Other Reimbursement	3,118,202	319,150	1,618,381	380,797	380,797	61,647
46140 - Other Miscellaneous Revenues	157,179	9,636	11,257	12,068	12,068	2,432
46145 - Cancelled and Outlawed Warrants	98	-	-	-	-	-
<b>Total Miscellaneous Revenues</b>	<b>\$ 3,275,479</b>	<b>\$ 328,786</b>	<b>\$ 1,629,637</b>	<b>\$ 392,865</b>	<b>\$ 392,865</b>	<b>\$ 64,079</b>
<b>Other Financing Sources</b>						
47105 - Sale of Capital Assets	82,305	-	28,525	-	-	-
47115 - Operating Transfers In	25,222,714	9,627,660	9,758,806	9,647,334	6,472,614	(3,155,046)
<b>Total Other Financing Sources</b>	<b>\$ 25,305,019</b>	<b>\$ 9,627,660</b>	<b>\$ 9,787,331</b>	<b>\$ 9,647,334</b>	<b>\$ 6,472,614</b>	<b>\$ (3,155,046)</b>
<b>Fund Total 1201 - Road Fund</b>	<b>\$ 76,571,251</b>	<b>\$ 61,290,800</b>	<b>\$ 62,439,232</b>	<b>\$ 63,921,111</b>	<b>\$ 60,746,391</b>	<b>\$ (544,409)</b>
<b>1210 - Library Fund</b>						
<b>Taxes</b>						
40105 - Property Tax - Current Secured	9,659,649	9,939,997	10,051,439	10,403,239	10,403,239	463,242
40110 - Property Tax - Current Unsecured	450,004	343,298	471,383	487,881	487,881	144,583
40120 - Property Tax - Prior Secured	102,481	81,878	144,677	132,345	132,345	50,467
40125 - Property Tax - Prior Unsecured	6,635	1,893	6,920	7,162	7,162	5,269
40130 - Property Tax - Current Supplemental	234,505	143,180	218,829	226,488	226,488	83,308
40135 - Property Tax - Prior Supplemental	23,428	11,209	30,329	25,290	25,290	14,081
40145 - Other Property Taxes	-	850,000	850,000	879,750	879,750	29,750
40146 - Passthrough Property Taxes	663,595	-	-	-	-	-
40147 - Residual Property Taxes	546,836	-	28,235	-	-	-
<b>Total Taxes</b>	<b>\$ 11,687,132</b>	<b>\$ 11,371,455</b>	<b>\$ 11,801,812</b>	<b>\$ 12,162,155</b>	<b>\$ 12,162,155</b>	<b>\$ 790,700</b>
<b>Revenue from Use of Money &amp; Property</b>						
43105 - Investment Income	193,186	8,308	59,317	-	-	(8,308)
<b>Total Revenue from Use of Money &amp; Property</b>	<b>\$ 193,186</b>	<b>\$ 8,308</b>	<b>\$ 59,317</b>	<b>-</b>	<b>-</b>	<b>\$ (8,308)</b>
<b>Intergovernmental Revenues</b>						
44270 - Homeowners Property Tax Relief	33,704	39,196	39,196	-	-	(39,196)
44285 - Other State Aid	922,612	250,000	250,000	240,000	240,000	(10,000)
<b>Total Intergovernmental Revenues</b>	<b>\$ 956,316</b>	<b>\$ 289,196</b>	<b>\$ 289,196</b>	<b>\$ 240,000</b>	<b>\$ 240,000</b>	<b>\$ (49,196)</b>
<b>Charges For Services</b>						
45200 - Library Services	52,828	50,000	50,000	140,000	140,000	90,000
<b>Total Charges For Services</b>	<b>\$ 52,828</b>	<b>\$ 50,000</b>	<b>\$ 50,000</b>	<b>\$ 140,000</b>	<b>\$ 140,000</b>	<b>\$ 90,000</b>
<b>Miscellaneous Revenues</b>						
46115 - Other Reimbursement	739	-	-	-	-	-
46135 - Contributions	286,413	240,783	240,783	240,000	240,000	(783)
46145 - Cancelled and Outlawed Warrants	80	-	-	-	-	-
<b>Total Miscellaneous Revenues</b>	<b>\$ 287,232</b>	<b>\$ 240,783</b>	<b>\$ 240,783</b>	<b>\$ 240,000</b>	<b>\$ 240,000</b>	<b>\$ (783)</b>
<b>Other Financing Sources</b>						
47115 - Operating Transfers In	274,156	290,704	-	299,425	299,425	8,721
<b>Total Other Financing Sources</b>	<b>\$ 274,156</b>	<b>\$ 290,704</b>	<b>-</b>	<b>\$ 299,425</b>	<b>\$ 299,425</b>	<b>\$ 8,721</b>
<b>Fund Total 1210 - Library Fund</b>	<b>\$ 13,450,849</b>	<b>\$ 12,250,446</b>	<b>\$ 12,441,108</b>	<b>\$ 13,081,580</b>	<b>\$ 13,081,580</b>	<b>\$ 831,134</b>

#### 1220 - In-Home Support Services

<b>Revenue from Use of Money &amp; Property</b>						
43105 - Investment Income	847	-	-	-	-	-

# Schedule 6

## Schedule 6 County of Monterey - Governmental Funds Detail of Additional Financing Sources by Fund and Account Fiscal Year 2025-26

Source Classification	Actual 2023-24	Adopted Budget 2024-25	Current Year Estimate 2024-25	Requested Budget 2025-26	Recommended Budget 2025-26	Recommended Change from Adopted
1	2	3	4	5	6	7
<b>Total Revenue from Use of Money &amp; Property</b>	<b>\$ 847</b>	<b>-</b>	<b>-</b>	<b>-</b>	<b>-</b>	<b>-</b>
<b>Intergovernmental Revenues</b>						
44210 - State Aid - Public Assistance Programs	424,150	418,970	420,845	492,504	492,504	73,534
44540 - Federal Aid Other	444,762	535,253	515,253	563,770	563,770	28,517
<b>Total Intergovernmental Revenues</b>	<b>\$ 868,912</b>	<b>\$ 954,223</b>	<b>\$ 936,098</b>	<b>\$ 1,056,274</b>	<b>\$ 1,056,274</b>	<b>\$ 102,051</b>
<b>Other Financing Sources</b>						
47115 - Operating Transfers In	19,631	144,801	131,426	107,334	107,334	(37,467)
<b>Total Other Financing Sources</b>	<b>\$ 19,631</b>	<b>\$ 144,801</b>	<b>\$ 131,426</b>	<b>\$ 107,334</b>	<b>\$ 107,334</b>	<b>\$ (37,467)</b>
<b>Fund Total 1220 - In-Home Support Services</b>	<b>\$ 889,390</b>	<b>\$ 1,099,024</b>	<b>\$ 1,067,524</b>	<b>\$ 1,163,608</b>	<b>\$ 1,163,608</b>	<b>\$ 64,584</b>
<b>1230 - Fish and Game Propagation Fund</b>						
<b>Fines, Forfeitures, and Penalties</b>						
42110 - Other Court Fines	36,448	26,687	26,687	26,687	26,687	-
<b>Total Fines, Forfeitures, and Penalties</b>	<b>\$ 36,448</b>	<b>\$ 26,687</b>	<b>\$ 26,687</b>	<b>\$ 26,687</b>	<b>\$ 26,687</b>	<b>-</b>
<b>Revenue from Use of Money &amp; Property</b>						
43105 - Investment Income	1,849	684	684	720	720	36
<b>Total Revenue from Use of Money &amp; Property</b>	<b>\$ 1,849</b>	<b>\$ 684</b>	<b>\$ 684</b>	<b>\$ 720</b>	<b>\$ 720</b>	<b>\$ 36</b>
<b>Miscellaneous Revenues</b>						
46140 - Other Miscellaneous Revenues	-	-	200	-	-	-
<b>Total Miscellaneous Revenues</b>	<b>-</b>	<b>-</b>	<b>\$ 200</b>	<b>-</b>	<b>-</b>	<b>-</b>
<b>Other Financing Sources</b>						
47115 - Operating Transfers In	10,500	10,500	10,500	10,500	10,500	-
<b>Total Other Financing Sources</b>	<b>\$ 10,500</b>	<b>\$ 10,500</b>	<b>\$ 10,500</b>	<b>\$ 10,500</b>	<b>\$ 10,500</b>	<b>-</b>
<b>Fund Total 1230 - Fish and Game Propagation Fund</b>	<b>\$ 48,797</b>	<b>\$ 37,871</b>	<b>\$ 38,071</b>	<b>\$ 37,907</b>	<b>\$ 37,907</b>	<b>\$ 36</b>
<b>1240 - Community Action Partnership</b>						
<b>Revenue from Use of Money &amp; Property</b>						
43105 - Investment Income	664	500	500	500	500	-
<b>Total Revenue from Use of Money &amp; Property</b>	<b>\$ 664</b>	<b>\$ 500</b>	<b>\$ 500</b>	<b>\$ 500</b>	<b>\$ 500</b>	<b>-</b>
<b>Intergovernmental Revenues</b>						
44540 - Federal Aid Other	485,618	532,484	559,884	525,168	525,168	(7,316)
<b>Total Intergovernmental Revenues</b>	<b>\$ 485,618</b>	<b>\$ 532,484</b>	<b>\$ 559,884</b>	<b>\$ 525,168</b>	<b>\$ 525,168</b>	<b>\$ (7,316)</b>
<b>Other Financing Sources</b>						
47115 - Operating Transfers In	718	495	495	538	538	43
<b>Total Other Financing Sources</b>	<b>\$ 718</b>	<b>\$ 495</b>	<b>\$ 495</b>	<b>\$ 538</b>	<b>\$ 538</b>	<b>\$ 43</b>
<b>Fund Total 1240 - Community Action Partnership</b>	<b>\$ 487,000</b>	<b>\$ 533,479</b>	<b>\$ 560,879</b>	<b>\$ 526,206</b>	<b>\$ 526,206</b>	<b>\$ (7,273)</b>
<b>1250 - Inclusionary Housing</b>						
<b>Revenue from Use of Money &amp; Property</b>						
43105 - Investment Income	8,013	5,000	2,000	2,000	2,000	(3,000)
43110 - Interest on Notes Receivable	3,596	3,500	5,860	3,500	3,500	-
<b>Total Revenue from Use of Money &amp; Property</b>	<b>\$ 11,609</b>	<b>\$ 8,500</b>	<b>\$ 7,860</b>	<b>\$ 5,500</b>	<b>\$ 5,500</b>	<b>\$ (3,000)</b>

## Schedule 6

### Schedule 6 County of Monterey - Governmental Funds Detail of Additional Financing Sources by Fund and Account Fiscal Year 2025-26

Source Classification	Actual 2023-24	Adopted Budget 2024-25	Current Year Estimate 2024-25	Requested Budget 2025-26	Recommended Budget 2025-26	Recommended Change from Adopted
1	2	3	4	5	6	7
<b>Intergovernmental Revenues</b>						
44605 - Other in-Lieu Revenues	-	1,005,000	1,005,000	25,000	25,000	(980,000)
<b>Total Intergovernmental Revenues</b>	<b>-</b>	<b>\$ 1,005,000</b>	<b>\$ 1,005,000</b>	<b>\$ 25,000</b>	<b>\$ 25,000</b>	<b>\$ (980,000)</b>
<b>Charges For Services</b>						
45225 - Other Services And Non-Taxable Sales	8,890	50,416	6,145	5,000	5,000	(45,416)
<b>Total Charges For Services</b>	<b>\$ 8,890</b>	<b>\$ 50,416</b>	<b>\$ 6,145</b>	<b>\$ 5,000</b>	<b>\$ 5,000</b>	<b>\$ (45,416)</b>
<b>Miscellaneous Revenues</b>						
46130 - Loan Repayment - Other Agency	-	-	36,256	25,000	25,000	25,000
<b>Total Miscellaneous Revenues</b>	<b>-</b>	<b>-</b>	<b>\$ 36,256</b>	<b>\$ 25,000</b>	<b>\$ 25,000</b>	<b>\$ 25,000</b>
<b>Fund Total 1250 - Inclusionary Housing</b>	<b>\$ 20,499</b>	<b>\$ 1,063,916</b>	<b>\$ 1,055,262</b>	<b>\$ 60,500</b>	<b>\$ 60,500</b>	<b>\$ (1,003,416)</b>
<b>1260 - Revolving Loan Fund</b>						
<b>Revenue from Use of Money &amp; Property</b>						
43105 - Investment Income	578	552	11	725	725	173
43110 - Interest on Notes Receivable	155,908	144,405	224,131	229,734	229,734	85,329
<b>Total Revenue from Use of Money &amp; Property</b>	<b>\$ 156,486</b>	<b>\$ 144,957</b>	<b>\$ 224,142</b>	<b>\$ 230,459</b>	<b>\$ 230,459</b>	<b>\$ 85,502</b>
<b>Miscellaneous Revenues</b>						
46140 - Other Miscellaneous Revenues	27,084	15,000	546	504	504	(14,496)
<b>Total Miscellaneous Revenues</b>	<b>\$ 27,084</b>	<b>\$ 15,000</b>	<b>\$ 546</b>	<b>\$ 504</b>	<b>\$ 504</b>	<b>\$ (14,496)</b>
<b>Fund Total 1260 - Revolving Loan Fund</b>	<b>\$ 183,570</b>	<b>\$ 159,957</b>	<b>\$ 224,688</b>	<b>\$ 230,963</b>	<b>\$ 230,963</b>	<b>\$ 71,006</b>
<b>1270 - Community Development Fund</b>						
<b>Revenue from Use of Money &amp; Property</b>						
43105 - Investment Income	50,276	7,000	46,000	51,050	51,050	44,050
43110 - Interest on Notes Receivable	60,901	9,675	11,403	55,675	55,675	46,000
<b>Total Revenue from Use of Money &amp; Property</b>	<b>\$ 111,176</b>	<b>\$ 16,675</b>	<b>\$ 57,403</b>	<b>\$ 106,725</b>	<b>\$ 106,725</b>	<b>\$ 90,050</b>
<b>Intergovernmental Revenues</b>						
44285 - Other State Aid	5,330,852	1,163,033	1,131,475	634,000	634,000	(529,033)
44540 - Federal Aid Other	1,749,180	4,400,000	1,590,601	2,844,479	2,844,479	(1,555,521)
<b>Total Intergovernmental Revenues</b>	<b>\$ 7,080,032</b>	<b>\$ 5,563,033</b>	<b>\$ 2,722,076</b>	<b>\$ 3,478,479</b>	<b>\$ 3,478,479</b>	<b>\$ (2,084,554)</b>
<b>Charges For Services</b>						
45225 - Other Services And Non-Taxable Sales	4,000	50,000	-	-	-	(50,000)
<b>Total Charges For Services</b>	<b>\$ 4,000</b>	<b>\$ 50,000</b>	<b>-</b>	<b>-</b>	<b>-</b>	<b>\$ (50,000)</b>
<b>Miscellaneous Revenues</b>						
46110 - Developer Reimbursements	122,912	-	-	-	-	-
46130 - Loan Repayment - Other Agency	366	4,550	(71,434)	6,500	6,500	1,950
46140 - Other Miscellaneous Revenues	14,853	-	-	-	-	-
46145 - Cancelled and Outlawed Warrants	-	-	581	-	-	-
<b>Total Miscellaneous Revenues</b>	<b>\$ 138,131</b>	<b>\$ 4,550</b>	<b>\$ (70,853)</b>	<b>\$ 6,500</b>	<b>\$ 6,500</b>	<b>\$ 1,950</b>
<b>Fund Total 1270 - Community Development Fund</b>	<b>\$ 7,333,339</b>	<b>\$ 5,634,258</b>	<b>\$ 2,708,626</b>	<b>\$ 3,591,704</b>	<b>\$ 3,591,704</b>	<b>\$ (2,042,554)</b>
<b>1280 - Emergency Medical Service Fund</b>						
<b>Fines, Forfeitures, and Penalties</b>						

## Schedule 6

### Schedule 6 County of Monterey - Governmental Funds Detail of Additional Financing Sources by Fund and Account Fiscal Year 2025-26

Source Classification	Actual 2023-24	Adopted Budget 2024-25	Current Year Estimate 2024-25	Requested Budget 2025-26	Recommended Budget 2025-26	Recommended Change from Adopted
1	2	3	4	5	6	7
42110 - Other Court Fines	613,955	638,000	740,000	740,000	740,000	102,000
<b>Total Fines, Forfeitures, and Penalties</b>	<b>\$ 613,955</b>	<b>\$ 638,000</b>	<b>\$ 740,000</b>	<b>\$ 740,000</b>	<b>\$ 740,000</b>	<b>\$ 102,000</b>
<b>Revenue from Use of Money &amp; Property</b>						
43105 - Investment Income	18,763	15,000	15,000	15,000	15,000	-
<b>Total Revenue from Use of Money &amp; Property</b>	<b>\$ 18,763</b>	<b>\$ 15,000</b>	<b>\$ 15,000</b>	<b>\$ 15,000</b>	<b>\$ 15,000</b>	<b>-</b>
<b>Miscellaneous Revenues</b>						
46115 - Other Reimbursement	8,196	6,000	8,000	8,000	8,000	2,000
<b>Total Miscellaneous Revenues</b>	<b>\$ 8,196</b>	<b>\$ 6,000</b>	<b>\$ 8,000</b>	<b>\$ 8,000</b>	<b>\$ 8,000</b>	<b>\$ 2,000</b>
<b>Fund Total 1280 - Emergency Medical Service Fund</b>	<b>\$ 640,914</b>	<b>\$ 659,000</b>	<b>\$ 763,000</b>	<b>\$ 763,000</b>	<b>\$ 763,000</b>	<b>\$ 104,000</b>
<b>1290 - Workforce Development Board</b>						
<b>Revenue from Use of Money &amp; Property</b>						
43105 - Investment Income	(38,006)	-	2,085	-	-	-
<b>Total Revenue from Use of Money &amp; Property</b>	<b>\$ (38,006)</b>	<b>-</b>	<b>\$ 2,085</b>	<b>-</b>	<b>-</b>	<b>-</b>
<b>Intergovernmental Revenues</b>						
44260 - State Disaster Relief	-	1,000,000	3,394,194	500,000	500,000	(500,000)
44285 - Other State Aid	1,317,503	1,900,000	2,300,000	650,000	650,000	(1,250,000)
44540 - Federal Aid Other	7,107,213	7,348,500	7,348,500	10,400,000	10,400,000	3,051,500
44620 - Other Governmental Agencies	26,826	-	-	650,000	650,000	650,000
<b>Total Intergovernmental Revenues</b>	<b>\$ 8,451,542</b>	<b>\$ 10,248,500</b>	<b>\$ 13,042,694</b>	<b>\$ 12,200,000</b>	<b>\$ 12,200,000</b>	<b>\$ 1,951,500</b>
<b>Miscellaneous Revenues</b>						
46140 - Other Miscellaneous Revenues	63,476	-	415,551	-	-	-
46145 - Cancelled and Outlawed Warrants	9,085	-	-	-	-	-
<b>Total Miscellaneous Revenues</b>	<b>\$ 72,561</b>	<b>-</b>	<b>\$ 415,551</b>	<b>-</b>	<b>-</b>	<b>-</b>
<b>Other Financing Sources</b>						
47115 - Operating Transfers In	671,657	775,000	770,002	813,750	813,750	38,750
<b>Total Other Financing Sources</b>	<b>\$ 671,657</b>	<b>\$ 775,000</b>	<b>\$ 770,002</b>	<b>\$ 813,750</b>	<b>\$ 813,750</b>	<b>\$ 38,750</b>
<b>Fund Total 1290 - Workforce Development Board</b>	<b>\$ 9,157,755</b>	<b>\$ 11,023,500</b>	<b>\$ 14,230,332</b>	<b>\$ 13,013,750</b>	<b>\$ 13,013,750</b>	<b>\$ 1,990,250</b>
<b>1300 - Local Revenue Fund 2011</b>						
<b>Intergovernmental Revenues</b>						
44225 - Realignment - Mental Health	28,943,591	30,376,950	28,113,051	31,970,249	31,970,249	1,593,299
44275 - Public Safety - Sales Tax	40,852,372	35,081,809	37,893,120	34,799,860	34,799,860	(281,949)
44285 - Other State Aid	-	6,389,105	-	6,964,601	6,964,601	575,496
44300 - Realignment - Social Services	25,399,010	22,678,579	22,678,579	26,744,990	26,744,990	4,066,411
<b>Total Intergovernmental Revenues</b>	<b>\$ 95,194,973</b>	<b>\$ 94,526,443</b>	<b>\$ 88,684,750</b>	<b>\$ 100,479,700</b>	<b>\$ 100,479,700</b>	<b>\$ 5,953,257</b>
<b>Fund Total 1300 - Local Revenue Fund 2011</b>	<b>\$ 95,194,973</b>	<b>\$ 94,526,443</b>	<b>\$ 88,684,750</b>	<b>\$ 100,479,700</b>	<b>\$ 100,479,700</b>	<b>\$ 5,953,257</b>
<b>1310 - Behavioral Health</b>						
<b>Fines, Forfeitures, and Penalties</b>						
42105 - Vehicle Code Fines	107,513	115,000	123,243	123,243	123,243	8,243
<b>Total Fines, Forfeitures, and Penalties</b>	<b>\$ 107,513</b>	<b>\$ 115,000</b>	<b>\$ 123,243</b>	<b>\$ 123,243</b>	<b>\$ 123,243</b>	<b>\$ 8,243</b>
<b>Revenue from Use of Money &amp; Property</b>						

## Schedule 6

### Schedule 6 County of Monterey - Governmental Funds Detail of Additional Financing Sources by Fund and Account Fiscal Year 2025-26

Source Classification	Actual 2023-24	Adopted Budget 2024-25	Current Year Estimate 2024-25	Requested Budget 2025-26	Recommended Budget 2025-26	Recommended Change from Adopted
1	2	3	4	5	6	7
43105 - Investment Income	762,687	195,000	195,000	195,000	195,000	-
43120 - Rents, Concessions, and Leases	44,849	44,237	65,883	65,883	65,883	21,646
<b>Total Revenue from Use of Money &amp; Property</b>	<b>\$ 807,536</b>	<b>\$ 239,237</b>	<b>\$ 260,883</b>	<b>\$ 260,883</b>	<b>\$ 260,883</b>	<b>\$ 21,646</b>
<b>Intergovernmental Revenues</b>						
44110 - Vehicle License Fee	743,910	162,007	745,910	745,910	745,910	583,903
44220 - State Aid - Mental Health	43,363,709	29,279,500	40,274,677	31,624,718	31,624,718	2,345,218
44230 - State Aid - Health Programs	6,887,472	23,060,362	11,749,400	15,658,598	15,658,598	(7,401,764)
44285 - Other State Aid	160,286	-	225,896	669,118	669,118	669,118
44515 - Federal Aid - Health Administration	4,640,178	5,000,000	12,350,000	12,350,000	12,350,000	7,350,000
44520 - Federal Aid - Construction Capital Grants	-	-	12,000,105	9,000,000	9,000,000	9,000,000
44540 - Federal Aid Other	47,008,428	52,313,952	60,927,535	66,669,735	66,669,735	14,355,783
44620 - Other Governmental Agencies	1,327,203	6,198,003	95,848	6,032,851	6,032,851	(165,152)
44622 - Other Governmental Agencies - School	6,689,851	-	5,878,825	-	-	-
<b>Total Intergovernmental Revenues</b>	<b>\$ 110,821,037</b>	<b>\$ 116,013,824</b>	<b>\$ 144,248,196</b>	<b>\$ 142,750,930</b>	<b>\$ 142,750,930</b>	<b>\$ 26,737,106</b>
<b>Charges For Services</b>						
45175 - Mental Health Fees	729,199	1,453,517	817,092	808,592	808,592	(644,925)
45210 - Health Fees	122,205	115,000	116,135	116,135	116,135	1,135
45225 - Other Services And Non-Taxable Sales	7,977	26,175	6,755	56,189	56,189	30,014
45231 - Transportation Service	23,566	-	49,434	-	-	-
<b>Total Charges For Services</b>	<b>\$ 882,948</b>	<b>\$ 1,594,692</b>	<b>\$ 989,415</b>	<b>\$ 980,916</b>	<b>\$ 980,916</b>	<b>\$ (613,776)</b>
<b>Miscellaneous Revenues</b>						
46115 - Other Reimbursement	508,637	225,000	998,791	425,454	425,454	200,454
46140 - Other Miscellaneous Revenues	3,252,817	7,500	33,080	174,822	174,822	167,322
46145 - Cancelled and Outlawed Warrants	10,953	-	-	-	-	-
<b>Total Miscellaneous Revenues</b>	<b>\$ 3,772,408</b>	<b>\$ 232,500</b>	<b>\$ 1,031,871</b>	<b>\$ 600,276</b>	<b>\$ 600,276</b>	<b>\$ 367,776</b>
<b>Other Financing Sources</b>						
47115 - Operating Transfers In	34,329,753	46,578,216	28,864,859	50,127,479	50,127,479	3,549,263
<b>Total Other Financing Sources</b>	<b>\$ 34,329,753</b>	<b>\$ 46,578,216</b>	<b>\$ 28,864,859</b>	<b>\$ 50,127,479</b>	<b>\$ 50,127,479</b>	<b>\$ 3,549,263</b>
<b>Fund Total 1310 - Behavioral Health</b>	<b>\$ 150,721,194</b>	<b>\$ 164,773,469</b>	<b>\$ 175,518,468</b>	<b>\$ 194,843,727</b>	<b>\$ 194,843,727</b>	<b>\$ 30,070,258</b>
<b>1320 - Homeland Security Grant</b>						
<b>Revenue from Use of Money &amp; Property</b>						
43105 - Investment Income	1,703	6,444	6,444	-	-	(6,444)
<b>Total Revenue from Use of Money &amp; Property</b>	<b>\$ 1,703</b>	<b>\$ 6,444</b>	<b>\$ 6,444</b>	<b>-</b>	<b>-</b>	<b>\$ (6,444)</b>
<b>Intergovernmental Revenues</b>						
44540 - Federal Aid Other	89,063	1,961,030	1,928,365	1,469,095	1,469,095	(491,935)
<b>Total Intergovernmental Revenues</b>	<b>\$ 89,063</b>	<b>\$ 1,961,030</b>	<b>\$ 1,928,365</b>	<b>\$ 1,469,095</b>	<b>\$ 1,469,095</b>	<b>\$ (491,935)</b>
<b>Miscellaneous Revenues</b>						
46140 - Other Miscellaneous Revenues	14,700	-	-	-	-	-
<b>Total Miscellaneous Revenues</b>	<b>\$ 14,700</b>	<b>-</b>	<b>-</b>	<b>-</b>	<b>-</b>	<b>-</b>
<b>Fund Total 1320 - Homeland Security Grant</b>	<b>\$ 105,466</b>	<b>\$ 1,967,474</b>	<b>\$ 1,934,809</b>	<b>\$ 1,469,095</b>	<b>\$ 1,469,095</b>	<b>\$ (498,379)</b>
<b>1330 - Health and Welfare Realignment</b>						
<b>Intergovernmental Revenues</b>						
44110 - Vehicle License Fee	8,477,837	8,118,363	10,939,896	7,941,762	7,941,762	(176,601)



## Schedule 6

### Schedule 6 County of Monterey - Governmental Funds Detail of Additional Financing Sources by Fund and Account Fiscal Year 2025-26

Source Classification	Actual 2023-24	Adopted Budget 2024-25	Current Year Estimate 2024-25	Requested Budget 2025-26	Recommended Budget 2025-26	Recommended Change from Adopted
1	2	3	4	5	6	7
44225 - Realignment - Mental Health	10,300,721	10,301,721	12,018,508	10,300,716	10,300,716	(1,005)
44240 - Realignment - Health	-	460,672	270,674	442,998	442,998	(17,674)
44300 - Realignment - Social Services	38,751,693	50,295,151	51,034,604	48,741,861	48,741,861	(1,553,290)
44301 - CalWORKs	7,735,031	-	-	-	-	-
<b>Total Intergovernmental Revenues</b>	<b>\$ 65,265,282</b>	<b>\$ 69,175,907</b>	<b>\$ 74,263,682</b>	<b>\$ 67,427,337</b>	<b>\$ 67,427,337</b>	<b>\$ (1,748,570)</b>
<b>Other Financing Sources</b>						
47115 - Operating Transfers In	11,105,973	5,211,274	8,993,468	5,211,274	5,211,274	-
<b>Total Other Financing Sources</b>	<b>\$ 11,105,973</b>	<b>\$ 5,211,274</b>	<b>\$ 8,993,468</b>	<b>\$ 5,211,274</b>	<b>\$ 5,211,274</b>	<b>-</b>
<b>Fund Total 1330 - Health and Welfare Realignment</b>	<b>\$ 76,371,255</b>	<b>\$ 74,387,181</b>	<b>\$ 83,257,150</b>	<b>\$ 72,638,611</b>	<b>\$ 72,638,611</b>	<b>\$ (1,748,570)</b>
<b>1340 - Emergency Communications</b>						
<b>Revenue from Use of Money &amp; Property</b>						
43105 - Investment Income	73,248	65,000	92,539	80,000	80,000	15,000
43120 - Rents, Concessions, and Leases	144,912	149,259	144,912	153,734	153,734	4,475
<b>Total Revenue from Use of Money &amp; Property</b>	<b>\$ 218,160</b>	<b>\$ 214,259</b>	<b>\$ 237,451</b>	<b>\$ 233,734</b>	<b>\$ 233,734</b>	<b>\$ 19,475</b>
<b>Intergovernmental Revenues</b>						
44275 - Public Safety - Sales Tax	32,046	4,535,634	4,486,464	-	-	(4,535,634)
44285 - Other State Aid	-	25,000	25,000	25,000	25,000	-
44540 - Federal Aid Other	115,489	-	-	-	-	-
<b>Total Intergovernmental Revenues</b>	<b>\$ 147,535</b>	<b>\$ 4,560,634</b>	<b>\$ 4,511,464</b>	<b>\$ 25,000</b>	<b>\$ 25,000</b>	<b>\$ (4,535,634)</b>
<b>Charges For Services</b>						
45120 - Communication Services	7,140,438	7,480,095	7,485,629	8,233,101	8,011,791	531,696
45225 - Other Services And Non-Taxable Sales	151,888	196,214	156,307	-	-	(196,214)
<b>Total Charges For Services</b>	<b>\$ 7,292,326</b>	<b>\$ 7,676,309</b>	<b>\$ 7,641,936</b>	<b>\$ 8,233,101</b>	<b>\$ 8,011,791</b>	<b>\$ 335,482</b>
<b>Miscellaneous Revenues</b>						
46115 - Other Reimbursement	83,178	25,000	15,060	412,529	412,529	387,529
<b>Total Miscellaneous Revenues</b>	<b>\$ 83,178</b>	<b>\$ 25,000</b>	<b>\$ 15,060</b>	<b>\$ 412,529</b>	<b>\$ 412,529</b>	<b>\$ 387,529</b>
<b>Other Financing Sources</b>						
47115 - Operating Transfers In	6,304,323	2,173,085	2,251,985	7,102,212	6,999,470	4,826,385
<b>Total Other Financing Sources</b>	<b>\$ 6,304,323</b>	<b>\$ 2,173,085</b>	<b>\$ 2,251,985</b>	<b>\$ 7,102,212</b>	<b>\$ 6,999,470</b>	<b>\$ 4,826,385</b>
<b>Fund Total 1340 - Emergency Communications</b>	<b>\$ 14,045,521</b>	<b>\$ 14,649,287</b>	<b>\$ 14,657,896</b>	<b>\$ 16,006,576</b>	<b>\$ 15,682,524</b>	<b>\$ 1,033,237</b>
<b>1350 - NGEN Operations and Maintenance</b>						
<b>Revenue from Use of Money &amp; Property</b>						
43105 - Investment Income	23,078	-	26,073	-	-	-
43115 - Interest on Lessor Receivable Lease - Right-To-Use	13,685	-	-	-	-	-
43125 - Revenue from Lessor Leases - Right-To-Use	24,546	31,628	31,628	32,735	32,735	1,107
<b>Total Revenue from Use of Money &amp; Property</b>	<b>\$ 61,309</b>	<b>\$ 31,628</b>	<b>\$ 57,701</b>	<b>\$ 32,735</b>	<b>\$ 32,735</b>	<b>\$ 1,107</b>
<b>Charges For Services</b>						
45225 - Other Services And Non-Taxable Sales	770,922	921,950	855,704	1,575,385	1,575,385	653,435
<b>Total Charges For Services</b>	<b>\$ 770,922</b>	<b>\$ 921,950</b>	<b>\$ 855,704</b>	<b>\$ 1,575,385</b>	<b>\$ 1,575,385</b>	<b>\$ 653,435</b>
<b>Fund Total 1350 - NGEN Operations and Maintenance</b>	<b>\$ 832,231</b>	<b>\$ 953,578</b>	<b>\$ 913,405</b>	<b>\$ 1,608,120</b>	<b>\$ 1,608,120</b>	<b>\$ 654,542</b>

## Schedule 6

### Schedule 6 County of Monterey - Governmental Funds Detail of Additional Financing Sources by Fund and Account Fiscal Year 2025-26

Source Classification	Actual 2023-24	Adopted Budget 2024-25	Current Year Estimate 2024-25	Requested Budget 2025-26	Recommended Budget 2025-26	Recommended Change from Adopted
1	2	3	4	5	6	7

#### 1360 - County Clerk-Recorder

<b>Revenue from Use of Money &amp; Property</b>						
43105 - Investment Income	77,765	-	97,350	99,310	99,310	99,310
<b>Total Revenue from Use of Money &amp; Property</b>	<b>\$ 77,765</b>	<b>-</b>	<b>\$ 97,350</b>	<b>\$ 99,310</b>	<b>\$ 99,310</b>	<b>\$ 99,310</b>
<b>Charges For Services</b>						
45170 - Recording Fees	326,645	417,996	509,105	363,081	363,081	(54,915)
<b>Total Charges For Services</b>	<b>\$ 326,645</b>	<b>\$ 417,996</b>	<b>\$ 509,105</b>	<b>\$ 363,081</b>	<b>\$ 363,081</b>	<b>\$ (54,915)</b>
<b>Fund Total 1360 - County Clerk-Recorder</b>	<b>\$ 404,411</b>	<b>\$ 417,996</b>	<b>\$ 606,455</b>	<b>\$ 462,391</b>	<b>\$ 462,391</b>	<b>\$ 44,395</b>

#### 1370 - Habitat Management Program

<b>Licenses, Permits, and Franchises</b>						
41205 - Construction Permits	-	150,000	150,000	150,000	150,000	-
<b>Total Licenses, Permits, and Franchises</b>	<b>-</b>	<b>\$ 150,000</b>	<b>\$ 150,000</b>	<b>\$ 150,000</b>	<b>\$ 150,000</b>	<b>-</b>
<b>Revenue from Use of Money &amp; Property</b>						
43105 - Investment Income	314,835	271,545	488,751	498,526	498,526	226,981
<b>Total Revenue from Use of Money &amp; Property</b>	<b>\$ 314,835</b>	<b>\$ 271,545</b>	<b>\$ 488,751</b>	<b>\$ 498,526</b>	<b>\$ 498,526</b>	<b>\$ 226,981</b>
<b>Intergovernmental Revenues</b>						
44620 - Other Governmental Agencies	80,260	-	-	-	-	-
<b>Total Intergovernmental Revenues</b>	<b>\$ 80,260</b>	<b>-</b>	<b>-</b>	<b>-</b>	<b>-</b>	<b>-</b>
<b>Charges For Services</b>						
45225 - Other Services And Non-Taxable Sales	11,899	-	-	-	-	-
<b>Total Charges For Services</b>	<b>\$ 11,899</b>	<b>-</b>	<b>-</b>	<b>-</b>	<b>-</b>	<b>-</b>
<b>Miscellaneous Revenues</b>						
46110 - Developer Reimbursements	-	14,911	14,911	-	-	(14,911)
<b>Total Miscellaneous Revenues</b>	<b>-</b>	<b>\$ 14,911</b>	<b>\$ 14,911</b>	<b>-</b>	<b>-</b>	<b>\$ (14,911)</b>
<b>Fund Total 1370 - Habitat Management Program</b>	<b>\$ 406,995</b>	<b>\$ 436,456</b>	<b>\$ 653,662</b>	<b>\$ 648,526</b>	<b>\$ 648,526</b>	<b>\$ 212,070</b>

#### 1930 - Capital Projects

<b>Revenue from Use of Money &amp; Property</b>						
43105 - Investment Income	(44,117)	-	-	-	-	-
<b>Total Revenue from Use of Money &amp; Property</b>	<b>\$ (44,117)</b>	<b>-</b>	<b>-</b>	<b>-</b>	<b>-</b>	<b>-</b>
<b>Intergovernmental Revenues</b>						
44250 - State Aid - Construction Capital Grants	942,901	14,669,617	10,910,821	15,165,940	15,165,940	496,323
44540 - Federal Aid Other	4,051,495	3,426,953	3,768,656	1,200,000	1,200,000	(2,226,953)
<b>Total Intergovernmental Revenues</b>	<b>\$ 4,994,396</b>	<b>\$ 18,096,570</b>	<b>\$ 14,679,477</b>	<b>\$ 16,365,940</b>	<b>\$ 16,365,940</b>	<b>\$ (1,730,630)</b>
<b>Miscellaneous Revenues</b>						
46115 - Other Reimbursement	24,915	-	-	-	-	-
46135 - Contributions	73,621	-	84,929	-	-	-
46140 - Other Miscellaneous Revenues	-	-	8,565	-	-	-
<b>Total Miscellaneous Revenues</b>	<b>\$ 98,536</b>	<b>-</b>	<b>\$ 93,494</b>	<b>-</b>	<b>-</b>	<b>-</b>

#### Other Financing Sources

## Schedule 6

### Schedule 6 County of Monterey - Governmental Funds Detail of Additional Financing Sources by Fund and Account Fiscal Year 2025-26

Source Classification	Actual 2023-24	Adopted Budget 2024-25	Current Year Estimate 2024-25	Requested Budget 2025-26	Recommended Budget 2025-26	Recommended Change from Adopted
1	2	3	4	5	6	7
47115 - Operating Transfers In	12,053,941	32,223,042	150,839,713	16,970,533	16,970,533	(15,252,509)
<b>Total Other Financing Sources</b>	<b>\$ 12,053,941</b>	<b>\$ 32,223,042</b>	<b>\$ 150,839,713</b>	<b>\$ 16,970,533</b>	<b>\$ 16,970,533</b>	<b>\$ (15,252,509)</b>
<b>Fund Total 1930 - Capital Projects</b>	<b>\$ 17,102,756</b>	<b>\$ 50,319,612</b>	<b>\$ 165,612,684</b>	<b>\$ 33,336,473</b>	<b>\$ 33,336,473</b>	<b>\$ (16,983,139)</b>
<b>1935 - NGEN Radio Project</b>						
<b>Revenue from Use of Money &amp; Property</b>						
43105 - Investment Income	18,149	-	30,000	-	-	-
<b>Total Revenue from Use of Money &amp; Property</b>	<b>\$ 18,149</b>	<b>-</b>	<b>\$ 30,000</b>	<b>-</b>	<b>-</b>	<b>-</b>
<b>Charges For Services</b>						
45225 - Other Services And Non-Taxable Sales	-	543,237	591,204	1,147,694	1,147,694	604,457
<b>Total Charges For Services</b>	<b>-</b>	<b>\$ 543,237</b>	<b>\$ 591,204</b>	<b>\$ 1,147,694</b>	<b>\$ 1,147,694</b>	<b>\$ 604,457</b>
<b>Miscellaneous Revenues</b>						
46115 - Other Reimbursement	-	-	109,444	-	-	-
<b>Total Miscellaneous Revenues</b>	<b>-</b>	<b>-</b>	<b>\$ 109,444</b>	<b>-</b>	<b>-</b>	<b>-</b>
<b>Other Financing Sources</b>						
47115 - Operating Transfers In	-	-	541,936	-	-	-
<b>Total Other Financing Sources</b>	<b>-</b>	<b>-</b>	<b>\$ 541,936</b>	<b>-</b>	<b>-</b>	<b>-</b>
<b>Fund Total 1935 - NGEN Radio Project</b>	<b>\$ 18,149</b>	<b>\$ 543,237</b>	<b>\$ 1,272,584</b>	<b>\$ 1,147,694</b>	<b>\$ 1,147,694</b>	<b>\$ 604,457</b>

## Schedule 7

### Schedule 7 County of Monterey - Governmental Funds Summary of Financing Uses by Function and Fund Fiscal Year 2025-26

Description	Actual 2023-24	Adopted Budget 2024-25	Current Year Estimate 2024-25	Requested Budget 2025-26	Recommended Budget 2025-26	Recommended Change from Adopted
1	2	3	4	5	6	7
<b>Summarization by Function</b>						
1000GE - General Government	\$ 126,199,653	\$ 159,646,731	\$ 156,165,653	\$ 285,488,675	\$ 215,274,009	\$ 55,627,278
2000PP - Public Protection	356,428,804	398,375,551	387,529,863	457,158,750	425,366,593	26,991,042
3000PW - Public Ways and Facilities	85,700,550	77,900,547	80,394,944	64,594,726	61,420,006	(16,480,541)
4000HS - Health and Sanitation	338,161,328	397,328,062	506,459,084	464,548,644	464,462,331	67,134,269
5000PA - Public Assistance	366,274,496	383,133,113	399,062,276	409,296,397	408,163,000	25,029,887
6000ED - Education	11,794,097	14,803,598	13,111,177	15,045,363	15,045,363	241,765
7000RC - Recreation and Culture	8,286,843	10,112,564	10,242,185	10,996,241	9,515,810	(596,754)
<b>Sub-Total</b>	<b>\$ 1,292,845,770</b>	<b>\$ 1,441,300,166</b>	<b>\$ 1,552,965,183</b>	<b>\$ 1,707,128,796</b>	<b>\$ 1,599,247,112</b>	<b>\$ 157,946,946</b>
<b>Total Financing Requirements</b>	<b>\$ 1,292,845,770</b>	<b>\$ 1,441,300,166</b>	<b>\$ 1,552,965,183</b>	<b>\$ 1,707,128,796</b>	<b>\$ 1,599,247,112</b>	<b>\$ 157,946,946</b>
<b>Summarization by Fund</b>						
1001 - General	\$ 823,600,843	\$ 892,271,304	\$ 893,393,009	\$ 1,071,241,599	\$ 1,023,749,520	\$ 131,478,216
1025 - Pension Liability	265,162	400,875	328,218	451,055	6,776,645	6,375,770
1201 - Road Fund	85,700,550	77,900,547	80,394,944	64,594,726	61,420,006	(16,480,541)
1210 - Library Fund	11,335,021	14,212,669	12,537,547	14,447,457	14,447,457	234,788
1220 - In-Home Support Services	923,393	1,099,024	1,067,524	1,163,608	1,163,608	64,584
1230 - Fish and Game Propagation Fund	49,690	54,670	54,120	48,125	48,125	(6,545)
1240 - Community Action Partnership	494,175	533,479	560,879	526,206	526,206	(7,273)
1250 - Inclusionary Housing	367,836	880,069	950,844	148,569	148,569	(731,500)
1260 - Revolving Loan Fund	150,000	259,957	150,000	250,000	250,000	(9,957)
1270 - Community Development Fund	3,930,779	4,665,776	2,154,127	3,375,897	3,375,897	(1,289,879)
1280 - Emergency Medical Service Fund	617,240	636,831	738,755	702,607	702,607	65,776
1290 - Workforce Development Board	9,321,402	10,210,801	13,662,759	12,331,092	12,331,082	2,120,281
1300 - Local Revenue Fund 2011	80,845,881	100,628,344	97,541,263	116,218,579	116,218,579	15,590,235
1310 - Behavioral Health	165,141,731	170,658,951	182,598,989	199,316,276	199,316,276	28,657,325
1320 - Homeland Security Grant	76,786	1,967,474	1,971,434	1,469,095	1,469,095	(498,379)
1330 - Health and Welfare Realignment	71,997,005	85,916,084	89,337,095	87,621,738	87,621,738	1,705,654
1340 - Emergency Communications	14,751,631	14,649,287	14,676,684	16,006,576	15,682,524	1,033,237
1350 - NGEN Operations and Maintenance	796,216	953,578	913,405	1,608,120	1,608,120	654,542
1360 - County Clerk-Recorder	579,479	417,996	446,518	421,909	421,909	3,913
1370 - Habitat Management Program	87,466	495,107	168,053	53,258	53,258	(441,849)
1930 - Capital Projects	21,191,553	61,769,563	158,584,299	113,320,167	50,103,754	(11,665,809)
1935 - NGEN Radio Project	621,929	717,780	734,717	1,812,136	1,812,136	1,094,356
<b>Total Financing Requirements</b>	<b>\$ 1,292,845,770</b>	<b>\$ 1,441,300,166</b>	<b>\$ 1,552,965,183</b>	<b>\$ 1,707,128,796</b>	<b>\$ 1,599,247,112</b>	<b>\$ 157,946,946</b>

# Schedule 8

## Schedule 8 County of Monterey - Governmental Funds Detail of Financing Uses by Function, Activity and Budget Unit Fiscal Year 2025-26

Description	Actual 2023-24	Adopted Budget 2024-25	Current Year Estimate 2024-25	Requested Budget 2025-26	Recommended Budget 2025-26	Recommended Change from Adopted
1	2	3	4	5	6	7
<b>General</b>						
<b>Legislative and Administrative</b>						
Annual County Audit	210,804	190,663	205,446	379,705	379,705	189,042
Board of Supervisors	4,944,698	6,382,790	6,312,585	6,906,865	6,247,365	(135,425)
Administration, Finance, and Budget	766,454	2,473,498	2,215,392	4,871,417	4,871,417	2,397,919
Intergovernmental and Legislative Affairs	2,528,575	3,269,544	3,270,296	3,195,165	3,195,165	(74,379)
Cannabis	1,333,459	2,902,248	2,788,343	1,924,964	1,924,964	(977,284)
Homelessness Strategies and Initiatives	-	8,541,878	12,146,833	18,894,742	18,894,742	10,352,864
Community Engagement and Strategic Advocacy	220,030	252,058	97,352	-	-	(252,058)
County Memberships	85,488	90,040	90,040	90,346	90,346	306
Clerk of the Board	1,086,273	1,007,345	1,011,147	1,197,676	1,072,548	65,203
<b>Total Legislative and Administrative</b>	<b>\$ 11,175,781</b>	<b>\$ 25,110,064</b>	<b>\$ 28,137,434</b>	<b>\$ 37,460,881</b>	<b>\$ 36,676,253</b>	<b>11,566,189</b>
<b>Finance</b>						
Assessor	6,764,783	8,210,657	7,038,503	8,269,816	7,970,178	(240,479)
Auditor-Controller	1,706,671	1,812,040	1,759,217	7,864,483	7,864,483	6,052,443
Contracts and Purchasing	(1,141,795)	(47,102)	38,970	1,441,532	1,441,546	1,488,648
Pension Unfunded Liability	265,162	400,875	328,218	451,055	6,776,645	6,375,770
Treasurer-Tax Collector	8,058,920	9,257,494	7,722,224	11,639,312	11,639,312	2,381,818
<b>Total Finance</b>	<b>\$ 15,653,741</b>	<b>\$ 19,633,964</b>	<b>\$ 16,887,133</b>	<b>\$ 29,666,199</b>	<b>\$ 35,692,165</b>	<b>16,058,201</b>
<b>Counsel</b>						
Legal Division	631,546	2,109,035	1,914,139	6,063,081	5,493,295	3,384,260
<b>Total Counsel</b>	<b>\$ 631,546</b>	<b>\$ 2,109,035</b>	<b>\$ 1,914,139</b>	<b>\$ 6,063,081</b>	<b>\$ 5,493,295</b>	<b>3,384,260</b>
<b>Personnel</b>						
Civil Rights Office	353,147	382,624	432,668	1,256,565	1,155,863	773,239
Human Resources	290,853	813,044	274,865	8,132,484	7,389,329	6,576,285
<b>Total Personnel</b>	<b>\$ 644,000</b>	<b>\$ 1,195,668</b>	<b>\$ 707,533</b>	<b>\$ 9,389,050</b>	<b>\$ 8,545,193</b>	<b>7,349,525</b>
<b>Elections</b>						
Elections	6,097,369	6,448,310	6,597,112	7,266,557	5,757,557	(690,753)
<b>Total Elections</b>	<b>\$ 6,097,369</b>	<b>\$ 6,448,310</b>	<b>\$ 6,597,112</b>	<b>\$ 7,266,557</b>	<b>\$ 5,757,557</b>	<b>(690,753)</b>
<b>Communications</b>						
Emergency Communications Operations	14,751,631	14,649,287	14,676,684	16,006,576	15,682,524	1,033,237
<b>Total Communications</b>	<b>\$ 14,751,631</b>	<b>\$ 14,649,287</b>	<b>\$ 14,676,684</b>	<b>\$ 16,006,576</b>	<b>\$ 15,682,524</b>	<b>1,033,237</b>
<b>Property Management</b>						
Facility Services	6,055,913	4,556,476	6,600,799	12,460,469	8,399,407	3,842,931
Utilities	2,558,640	1,807,570	2,665,744	6,013,950	6,013,950	4,206,380
<b>Total Property Management</b>	<b>\$ 8,614,552</b>	<b>\$ 6,364,046</b>	<b>\$ 9,266,544</b>	<b>\$ 18,474,418</b>	<b>\$ 14,413,356</b>	<b>8,049,310</b>
<b>Plant Acquisition</b>						
NGEN Radio Project	621,929	717,780	734,717	1,812,136	1,812,136	1,094,356
NGEN Operations and Maintenance	796,216	953,578	913,405	1,608,120	1,608,120	654,542
Information Technology Capital Projects	1,381,290	1,700,000	1,700,000	1,740,000	-	(1,700,000)
Capital Projects	17,064,017	40,069,563	32,839,618	91,580,167	30,103,754	(9,965,809)
<b>Total Plant Acquisition</b>	<b>\$ 19,863,452</b>	<b>\$ 43,440,921</b>	<b>\$ 36,187,740</b>	<b>\$ 96,740,423</b>	<b>\$ 33,524,010</b>	<b>(9,916,911)</b>
<b>Promotion</b>						
Development Set-Aside	4,379,113	4,199,974	4,199,974	3,033,585	2,152,000	(2,047,974)
<b>Total Promotion</b>	<b>\$ 4,379,113</b>	<b>\$ 4,199,974</b>	<b>\$ 4,199,974</b>	<b>\$ 3,033,585</b>	<b>\$ 2,152,000</b>	<b>(2,047,974)</b>
<b>Other General</b>						
Other General Expenditures	-	47,475	47,475	23,234	23,234	(24,241)
Auxiliary Services	42,666	370,172	373,326	221,394	221,394	(148,778)
Risk Management Division	(1,756)	(21,895)	-	659,730	659,730	681,625
Enterprise Risk	31,148	26,114	19,309	25,430	25,430	(684)

## Schedule 8

### Schedule 8 County of Monterey - Governmental Funds Detail of Financing Uses by Function, Activity and Budget Unit Fiscal Year 2025-26

Description	Actual 2023-24	Adopted Budget 2024-25	Current Year Estimate 2024-25	Requested Budget 2025-26	Recommended Budget 2025-26	Recommended Change from Adopted
1	2	3	4	5	6	7
Information Technology Systems	3,737,252	3,319,799	1,816,691	23,349,108	23,139,648	19,819,849
Records Retention	(31,660)	(73,453)	(73,458)	306,695	(79,825)	(6,372)
Courier and Mail Services	104,227	21,524	21,519	75,374	75,374	53,850
Fleet	(271,692)	(1,021,714)	(1,017,065)	2,279,684	2,223,651	3,245,365
<b>Total Other General</b>	<b>\$ 3,610,185</b>	<b>\$ 2,668,022</b>	<b>\$ 1,187,798</b>	<b>\$ 26,940,649</b>	<b>\$ 26,288,636</b>	<b>\$ 23,620,614</b>
<b>Administration - GE</b>						
Public Works, Facilities and Parks Administration	575,739	734	(3,330)	1,096,022	972,506	971,772
<b>Total Administration - GE</b>	<b>\$ 575,739</b>	<b>\$ 734</b>	<b>\$ (3,330)</b>	<b>\$ 1,096,022</b>	<b>\$ 972,506</b>	<b>\$ 971,772</b>
<b>Contingencies</b>						
Contingencies	1,044,110	8,367,056	8,167,056	8,738,087	8,738,087	371,031
<b>Total Contingencies</b>	<b>\$ 1,044,110</b>	<b>\$ 8,367,056</b>	<b>\$ 8,167,056</b>	<b>\$ 8,738,087</b>	<b>\$ 8,738,087</b>	<b>\$ 371,031</b>
<b>Other Financing Uses - GE</b>						
Other Financing Uses	39,158,433	25,459,650	28,239,836	24,613,147	21,338,427	(4,121,223)
<b>Total Other Financing Uses - GE</b>	<b>\$ 39,158,433</b>	<b>\$ 25,459,650</b>	<b>\$ 28,239,836</b>	<b>\$ 24,613,147</b>	<b>\$ 21,338,427</b>	<b>\$ (4,121,223)</b>
<b>Total General</b>	<b>\$ 126,199,653</b>	<b>\$ 159,646,731</b>	<b>\$ 156,165,653</b>	<b>\$ 285,488,675</b>	<b>\$ 215,274,009</b>	<b>\$ 55,627,278</b>
<b>Public Protection</b>						
<b>Judicial</b>						
Trial Courts	7,965,613	8,618,742	7,961,586	8,711,419	8,711,419	92,677
Child Support Services	11,262,141	12,242,938	12,295,354	12,381,992	12,381,992	139,054
Grand Jury	315,878	301,613	299,813	305,655	293,655	(7,958)
District Attorney	35,615,879	37,231,000	35,249,935	43,419,250	41,607,299	4,376,299
District Attorney - AB118	671,735	1,100,000	-	1,000,000	1,000,000	(100,000)
Public Defender	17,786,085	18,943,346	19,185,851	24,354,403	24,354,394	5,411,048
Public Defender - AB118	176,278	1,610,561	1,808,002	647,769	647,769	(962,792)
<b>Total Judicial</b>	<b>\$ 73,793,610</b>	<b>\$ 80,048,200</b>	<b>\$ 76,800,541</b>	<b>\$ 90,820,488</b>	<b>\$ 88,996,529</b>	<b>\$ 8,948,329</b>
<b>Police Protection</b>						
Sheriff Administration and Enforcement Operations	64,320,055	65,601,405	71,153,216	84,006,907	71,094,153	5,492,748
<b>Total Police Protection</b>	<b>\$ 64,320,055</b>	<b>\$ 65,601,405</b>	<b>\$ 71,153,216</b>	<b>\$ 84,006,907</b>	<b>\$ 71,094,153</b>	<b>\$ 5,492,748</b>
<b>Detention and Correction</b>						
Probation	60,788,970	67,373,077	65,846,294	76,890,755	76,626,955	9,253,878
Probation - AB118	27,212,706	36,777,367	37,001,941	42,132,764	42,132,764	5,355,397
Sheriff Corrections Operations	86,561,573	89,755,040	85,118,663	107,869,284	93,160,490	3,405,450
Sheriff - AB118	6,221,248	7,749,105	6,996,133	7,564,601	7,564,601	(184,504)
<b>Total Detention and Correction</b>	<b>\$ 180,784,497</b>	<b>\$ 201,654,589</b>	<b>\$ 194,963,031</b>	<b>\$ 234,457,403</b>	<b>\$ 219,484,809</b>	<b>\$ 17,830,220</b>
<b>Protection Inspection</b>						
Agriculture Commissioner	14,349,350	15,988,928	15,781,369	14,689,394	14,689,394	(1,299,534)
<b>Total Protection Inspection</b>	<b>\$ 14,349,350</b>	<b>\$ 15,988,928</b>	<b>\$ 15,781,369</b>	<b>\$ 14,689,394</b>	<b>\$ 14,689,394</b>	<b>\$ (1,299,534)</b>
<b>Other Protection</b>						
Clerk-Recorder	2,383,196	2,424,959	2,231,921	3,184,522	3,081,046	656,087
Recorder's Modernization	485,124	417,996	331,540	307,909	307,909	(110,087)
Recorder's Micrographics	51,125	-	70,148	54,000	54,000	54,000
Recorder's Vital and Health Stats	20,960	-	22,920	24,000	24,000	24,000
Clerk Vital and Health Stats	2,436	-	2,124	6,000	6,000	6,000
Electronic Recording Delivery System	19,834	-	19,785	30,000	30,000	30,000
Contributions	9,854,520	9,310,277	9,310,278	9,718,140	9,718,140	407,863
Emergency Management	5,549,317	9,535,743	10,275,481	10,366,638	8,792,948	(742,795)
Homeland Security Grant	76,786	1,967,474	1,971,434	1,469,095	1,469,095	(498,379)
Fort Ord Habitat Management	87,466	495,107	168,053	53,258	53,258	(441,849)
Animal Services	-	6,142,768	3,147	3,097,721	3,070,941	(3,071,827)

# Schedule 8

## Schedule 8 County of Monterey - Governmental Funds Detail of Financing Uses by Function, Activity and Budget Unit Fiscal Year 2025-26

Description	Actual 2023-24	Adopted Budget 2024-25	Current Year Estimate 2024-25	Requested Budget 2025-26	Recommended Budget 2025-26	Recommended Change from Adopted
1	2	3	4	5	6	7
Public Guardian/Administrator	3,097,911	3,203,385	2,879,909	2,867,416	2,867,416	(335,969)
Fish and Game Propagation	49,690	54,670	54,120	48,125	48,125	(6,545)
Stormwater/Floodplain Management	1,502,928	1,530,050	1,490,846	1,957,733	1,578,830	48,780
<b>Total Other Protection</b>	<b>\$ 23,181,293</b>	<b>\$ 35,082,429</b>	<b>\$ 28,831,706</b>	<b>\$ 33,184,557</b>	<b>\$ 31,101,708</b>	<b>(3,980,721)</b>
<b>Total Public Protection</b>	<b>\$ 356,428,804</b>	<b>\$ 398,375,551</b>	<b>\$ 387,529,863</b>	<b>\$ 457,158,750</b>	<b>\$ 425,366,593</b>	<b>\$ 26,991,042</b>
<b>Public Ways &amp; Facilities</b>						
<b>Public Ways</b>						
Roads and Bridges	85,700,550	77,900,547	80,394,944	64,594,726	61,420,006	(16,480,541)
<b>Total Public Ways</b>	<b>\$ 85,700,550</b>	<b>\$ 77,900,547</b>	<b>\$ 80,394,944</b>	<b>\$ 64,594,726</b>	<b>\$ 61,420,006</b>	<b>(16,480,541)</b>
<b>Total Public Ways &amp; Facilities</b>	<b>\$ 85,700,550</b>	<b>\$ 77,900,547</b>	<b>\$ 80,394,944</b>	<b>\$ 64,594,726</b>	<b>\$ 61,420,006</b>	<b>(16,480,541)</b>
<b>Health &amp; Sanitation</b>						
<b>Health</b>						
Health Department Administration	3,156,367	8,024,324	7,000,190	7,421,925	7,421,924	(602,400)
Whole Person Care	1,147,587	1,889,000	4,389,000	8,000,000	8,000,000	6,111,000
Behavioral Health	163,994,144	168,769,951	178,209,989	191,316,276	191,316,276	22,546,325
Behavioral Health 2011 Realignment	24,004,005	30,888,954	27,306,910	37,551,921	37,551,921	6,662,967
Behavioral Health 1991 Realignment	8,111,449	12,939,238	10,301,721	11,445,417	11,445,417	(1,493,821)
Clinic Services	72,031,507	74,321,707	74,565,629	97,682,940	97,682,940	23,361,233
Environmental Health	10,421,867	13,375,747	11,714,975	13,949,554	13,944,554	568,807
Public Health	32,327,290	36,700,789	35,668,888	42,254,227	42,254,226	5,553,437
Health Realignment	10,063,662	19,441,219	22,100,756	23,092,389	23,092,389	3,651,170
<b>Total Health</b>	<b>\$ 325,257,879</b>	<b>\$ 366,350,929</b>	<b>\$ 371,258,058</b>	<b>\$ 432,714,649</b>	<b>\$ 432,709,647</b>	<b>\$ 66,358,718</b>
<b>Hospital Care</b>						
Medical Care Services	3,900,648	3,900,648	3,900,648	3,900,648	3,900,648	-
Emergency Medical Services	440,946	312,535	418,096	851,284	851,284	538,749
Emergency Medical Services Uncompensated Care	617,240	636,831	738,755	702,607	702,607	65,776
<b>Total Hospital Care</b>	<b>\$ 4,958,834</b>	<b>\$ 4,850,014</b>	<b>\$ 5,057,499</b>	<b>\$ 5,454,539</b>	<b>\$ 5,454,539</b>	<b>\$ 604,525</b>
<b>California Childrens Services</b>						
Children's Medical Services	4,556,304	5,180,727	4,997,056	5,692,790	5,692,790	512,063
<b>Total California Childrens Services</b>	<b>\$ 4,556,304</b>	<b>\$ 5,180,727</b>	<b>\$ 4,997,056</b>	<b>\$ 5,692,790</b>	<b>\$ 5,692,790</b>	<b>\$ 512,063</b>
<b>Sanitation</b>						
Litter Control	455,093	474,948	430,346	376,253	364,145	(110,803)
County Disposal Sites	134,274	146,324	146,324	205,431	186,228	39,904
Special Districts Admin	52,697	325,120	525,120	104,983	54,983	(270,137)
<b>Total Sanitation</b>	<b>\$ 642,065</b>	<b>\$ 946,392</b>	<b>\$ 1,101,790</b>	<b>\$ 686,666</b>	<b>\$ 605,355</b>	<b>(341,037)</b>
<b>Enterprise Fund</b>						
Natividad Medical Center Capital Project	2,746,247	20,000,000	124,044,681	20,000,000	20,000,000	-
<b>Total Enterprise Fund</b>	<b>\$ 2,746,247</b>	<b>\$ 20,000,000</b>	<b>\$ 124,044,681</b>	<b>\$ 20,000,000</b>	<b>\$ 20,000,000</b>	<b>-</b>
<b>Total Health &amp; Sanitation</b>	<b>\$ 338,161,328</b>	<b>\$ 397,328,062</b>	<b>\$ 506,459,084</b>	<b>\$ 464,548,644</b>	<b>\$ 464,462,331</b>	<b>\$ 67,134,269</b>
<b>Public Assistance</b>						
<b>Administration - PA</b>						
Housing and Community Development Administration	3,520,235	3,127,537	3,031,483	2,901,153	2,901,153	(226,384)
Social Services	145,523,882	155,198,234	161,917,836	165,956,015	165,583,101	10,384,867
Community Action Partnership	494,175	533,479	560,879	526,206	526,206	(7,273)
IHSS Public Authority	923,393	1,099,024	1,067,524	1,163,608	1,163,608	64,584
Social Services - Realignment	53,821,894	53,535,627	56,934,618	53,083,932	53,083,932	(451,695)
<b>Total Administration - PA</b>	<b>\$ 204,283,580</b>	<b>\$ 213,493,901</b>	<b>\$ 223,512,340</b>	<b>\$ 223,630,914</b>	<b>\$ 223,258,000</b>	<b>\$ 9,764,099</b>



## Schedule 8

### Schedule 8 County of Monterey - Governmental Funds Detail of Financing Uses by Function, Activity and Budget Unit Fiscal Year 2025-26

Description	Actual 2023-24	Adopted Budget 2024-25	Current Year Estimate 2024-25	Requested Budget 2025-26	Recommended Budget 2025-26	Recommended Change from Adopted
1	2	3	4	5	6	7
<b>Aid Programs</b>						
Economic Development Administration	587,480	394,766	393,827	664,307	664,307	269,541
Revolving Loan Program	150,000	259,957	150,000	250,000	250,000	(9,957)
Inclusionary Housing	367,836	880,069	950,844	148,569	148,569	(731,500)
Entitlement Programs	96,495,473	100,111,643	104,585,620	109,353,529	108,978,529	8,866,886
<b>Total Aid Programs</b>	<b>\$ 97,600,790</b>	<b>\$ 101,646,435</b>	<b>\$ 106,080,290</b>	<b>\$ 110,416,405</b>	<b>\$ 110,041,405</b>	<b>8,394,970</b>
<b>General Relief</b>						
Entitlement Programs - General Assistance	1,139,872	1,100,832	1,507,249	1,474,598	1,354,625	253,793
<b>Total General Relief</b>	<b>\$ 1,139,872</b>	<b>\$ 1,100,832</b>	<b>\$ 1,507,249</b>	<b>\$ 1,474,598</b>	<b>\$ 1,354,625</b>	<b>253,793</b>
<b>Veteran's Services</b>						
Military and Veterans' Services	1,800,250	2,258,785	2,342,689	2,149,957	2,149,957	(108,828)
<b>Total Veteran's Services</b>	<b>\$ 1,800,250</b>	<b>\$ 2,258,785</b>	<b>\$ 2,342,689</b>	<b>\$ 2,149,957</b>	<b>\$ 2,149,957</b>	<b>(108,828)</b>
<b>Other Assistance</b>						
Workforce Development Board	9,321,402	10,210,801	13,662,759	12,331,092	12,331,082	2,120,281
Community Development	13,505,975	16,567,088	15,335,282	19,605,698	19,340,198	2,773,110
Community Development Reuse	2,191,223	2,245,766	377,437	521,368	521,368	(1,724,398)
Community Development Grant	1,739,556	2,420,010	1,776,690	2,854,529	2,854,529	434,519
Community Programs	6,328,359	4,975,805	4,315,998	3,141,769	3,141,769	(1,834,036)
Senior and Aging Services	5,803,580	5,711,333	5,723,265	5,848,543	5,848,543	137,210
Social Services - AB118	22,559,909	22,502,357	24,428,277	27,321,524	27,321,524	4,819,167
<b>Total Other Assistance</b>	<b>\$ 61,450,004</b>	<b>\$ 64,633,160</b>	<b>\$ 65,619,708</b>	<b>\$ 71,624,523</b>	<b>\$ 71,359,013</b>	<b>6,725,853</b>
<b>Total Public Assistance</b>	<b>\$ 366,274,496</b>	<b>\$ 383,133,113</b>	<b>\$ 399,062,276</b>	<b>\$ 409,296,397</b>	<b>\$ 408,163,000</b>	<b>25,029,887</b>
<b>Education</b>						
<b>Library Services</b>						
Library	11,335,021	14,212,669	12,537,547	14,447,457	14,447,457	234,788
<b>Total Library Services</b>	<b>\$ 11,335,021</b>	<b>\$ 14,212,669</b>	<b>\$ 12,537,547</b>	<b>\$ 14,447,457</b>	<b>\$ 14,447,457</b>	<b>234,788</b>
<b>Agriculture Education</b>						
Cooperative Extension Service	459,076	590,929	573,630	597,905	597,905	6,976
<b>Total Agriculture Education</b>	<b>\$ 459,076</b>	<b>\$ 590,929</b>	<b>\$ 573,630</b>	<b>\$ 597,905</b>	<b>\$ 597,905</b>	<b>6,976</b>
<b>Total Education</b>	<b>\$ 11,794,097</b>	<b>\$ 14,803,598</b>	<b>\$ 13,111,177</b>	<b>\$ 15,045,363</b>	<b>\$ 15,045,363</b>	<b>241,765</b>
<b>Recreation &amp; Culture</b>						
<b>Recreation Facilities</b>						
Recreation Services	8,051,150	9,852,673	9,993,505	10,706,554	9,239,874	(612,799)
Laguna Seca Rifle Range	235,693	259,891	248,681	289,686	275,935	16,044
<b>Total Recreation Facilities</b>	<b>\$ 8,286,843</b>	<b>\$ 10,112,564</b>	<b>\$ 10,242,185</b>	<b>\$ 10,996,241</b>	<b>\$ 9,515,810</b>	<b>(596,754)</b>
<b>Total Recreation &amp; Culture</b>	<b>\$ 8,286,843</b>	<b>\$ 10,112,564</b>	<b>\$ 10,242,185</b>	<b>\$ 10,996,241</b>	<b>\$ 9,515,810</b>	<b>(596,754)</b>
<b>Debt Service</b>						
<b>Total Debt Service</b>	-	-	-	-	-	-
<b>Grand Total</b>	<b>\$ 1,292,845,770</b>	<b>\$ 1,441,300,166</b>	<b>\$ 1,552,965,183</b>	<b>\$ 1,707,128,796</b>	<b>\$ 1,599,247,112</b>	<b>157,946,946</b>

# Schedule 12

## Schedule 12 County of Monterey Special Districts and Other Agencies Summary Fiscal Year 2025-26

Fund Name	Total Financing Sources				Total Financing Uses			
	Fund Balance Available	Decreases to Obligated Fund Balance	Additional Funding Sources	Total Financial Sources	Financing Uses	Increases to Obligated Fund Balance	Total Financing Uses	Ending Available Fund Balance
1	2	3	4	5	6	7	8	9

### County Sanitation Districts

1521 - Pajaro Co Sanitation District	\$ 2,579,576	- \$	7,404,659	\$ 9,984,235	\$ 6,289,610	- \$	6,289,610	\$ 3,694,625
1523 - Carmel Valley San Zone #2 District	18,394	-	279	18,673	-	-	-	18,673
1524 - Boronda Co Sanitation District	32,585	-	159,775	192,360	160,638	-	160,638	31,722
1525 - San Jerardo Co Sanitation District	134,568	-	80,109	214,677	141,662	-	141,662	73,015
1820 - Boronda Co San Revenue Bonds	7,867	-	1,500	9,367	1,500	-	1,500	7,867
1825 - Pajaro Co San Sewer Revenue	62,241	-	1,911	64,152	64,152	-	64,152	-
<b>Total County Sanitation Districts</b>	<b>\$ 2,835,231</b>	<b>- \$</b>	<b>7,648,233</b>	<b>\$ 10,483,464</b>	<b>\$ 6,657,563</b>	<b>- \$</b>	<b>6,657,563</b>	<b>\$ 3,825,901</b>

### County Service Areas

1401 - CSA #1 Carmel Point	\$ 250,318	- \$	55,936	\$ 306,254	\$ 236,044	- \$	236,044	\$ 70,210
1402 - CSA #9 Oak Park	447,916	-	75,100	523,016	147,520	-	147,520	375,496
1403 - CSA #10 Laguna Seca Ranch	175,119	-	2,686	177,805	21,775	-	21,775	156,030
1406 - CSA #15 Serra Village, Toro Park	367,136	-	254,189	621,325	337,783	-	337,783	283,542
1407 - CSA #17 Rancho Tierra Grande	12,964	-	19,934	32,898	13,162	-	13,162	19,736
1408 - CSA #19 Carmel Meadows	10,737	-	1,175	11,912	11,507	-	11,507	405
1409 - CSA #20 Royal Estates	76,969	-	9,476	86,445	28,609	-	28,609	57,836
1410 - CSA #23 Carmel Rancho	284,727	-	19,939	304,666	204,783	-	204,783	99,883
1411 - CSA #24 Pedrazzi Subdivision/Indian Springs	87,113	-	7,391	94,504	76,434	-	76,434	18,070
1412 - CSA #25 Carmel Valley Golf and County Club	250,603	-	181,873	432,476	259,092	-	259,092	173,384
1413 - CSA #26 New Moss Landing Heights	94,539	-	7,642	102,181	15,350	-	15,350	86,831
1414 - CSA #30 Rancho Mar Monte	22,343	-	2,093	24,436	15,480	-	15,480	8,956
1415 - CSA #31 Aromas Hills Subdivision	39,366	-	2,318	41,684	14,489	-	14,489	27,195
1416 - CSA #32 Green Valley Acres/Moon Subdivision	60,671	-	11,756	72,427	24,026	-	24,026	48,401
1417 - CSA #33 Coast Ridge/Carmel Sur	28,162	-	4,370	32,532	13,528	-	13,528	19,004
1418 - CSA #34 Rancho Rio Vista/Carmel Knolls	23,905	-	3,949	27,854	12,000	-	12,000	15,854
1419 - CSA #35 Paradise Park	14,405	-	14,208	28,613	27,535	-	27,535	1,078
1420 - CSA #37 Colonial Oak Estates	14,405	-	1,147	15,552	11,905	-	11,905	3,647
1421 - CSA #38 Paradise Lake Estates	68,696	-	3,969	72,665	17,789	-	17,789	54,876
1422 - CSA #41 Gabilan Acres/Boronda	231,026	-	27,591	258,617	45,359	-	45,359	213,258
1423 - CSA #44 Corral De Tierra Oaks 1/2/3	70,954	-	9,402	80,356	20,465	-	20,465	59,891
1424 - CSA #45 Oak Hills	135,457	-	39,805	175,262	120,703	-	120,703	54,559
1425 - CSA #45-Oak Hills - Open Space	19,133	-	19,506	38,639	29,472	-	29,472	9,167
1426 - CSA #47 Carmel Views/Mar Vista	54,300	-	35,473	89,773	29,930	-	29,930	59,843
1427 - CSA #50 Rioway Tract No.2	739,345	-	139,553	878,898	435,402	-	435,402	443,496
1428 - CSA #51 High Meadow	177,922	-	24,653	202,575	48,769	-	48,769	153,806
1429 - CSA #52 Carmel Valley Village	224,039	-	13,346	237,385	108,339	-	108,339	129,046
1430 - CSA #53 Arroyo Seco	33,109	-	13,360	46,469	8,651	-	8,651	37,818
1431 - CSA #54 Manzanita/Sarsi Subdivisions	33,189	-	2,408	35,597	13,888	-	13,888	21,709
1432 - CSA #55 Robles Del Rio	202,752	-	14,928	217,680	43,706	-	43,706	173,974

# Schedule 12

## Schedule 12 County of Monterey Special Districts and Other Agencies Summary Fiscal Year 2025-26

Fund Name	Total Financing Sources				Total Financing Uses			
	Fund Balance Available	Decreases to Obligated Fund Balance	Additional Funding Sources	Total Financial Sources	Financing Uses	Increases to Obligated Fund Balance	Total Financing Uses	Ending Available Fund Balance
1	2	3	4	5	6	7	8	9
1433 - CSA #56 Del Mesa Carmel	283,926	-	14,511	298,437	33,828	-	33,828	264,609
1434 - CSA #57 Los Tulares Subdivision	41,651	-	3,382	45,033	8,500	-	8,500	36,533
1435 - CSA #58 Vista Dorado	72,142	-	5,596	77,738	19,769	-	19,769	57,969
1436 - CSA #62 Rancho Del Monte 14	345,707	-	23,683	369,390	46,853	-	46,853	322,537
1437 - CSA #66 Oak Tree Views	53,884	-	28,484	82,368	44,160	-	44,160	38,208
1438 - CSA #67 Corral De Tierra Oaks 4	3,243,154	-	176,229	3,419,383	394,727	-	394,727	3,024,656
1439 - CSA #68 Vierra Canyon Knolls	88,066	-	3,563	91,629	22,187	-	22,187	69,442
1440 - CSA #69 Ralph Lane	1,407	-	23	1,430	142	-	142	1,288
1441 - CSA #72 Las Palmas Ranch	107,931	-	6,445	114,376	60,421	-	60,421	53,955
1442 - CSA #74 Ambulance	3,247,459	-	1,980,000	5,227,459	2,683,534	-	2,683,534	2,543,925
1443 - CSA #75 Chualar Consolidated	157,298	-	3,584,884	3,742,182	3,613,004	-	3,613,004	129,178
1830 - Chualar Co Water Ser A	21,148	-	16,877	38,025	38,445	-	38,445	(420)
<b>Total County Service Areas</b>	<b>\$ 11,915,093</b>	<b>- \$</b>	<b>6,862,853 \$</b>	<b>18,777,946 \$</b>	<b>9,359,065</b>	<b>- \$</b>	<b>9,359,065 \$</b>	<b>9,418,881</b>
<b>Housing Successor Agencies</b>								
1531 - Castroville-Pajaro Housing Successor	\$ 8,056,421	- \$	339,459 \$	8,395,880 \$	184,196	- \$	184,196 \$	8,211,684
1532 - Boronda Housing Successor	534,907	-	-	534,907	-	-	-	534,907
<b>Total Housing Successor Agencies</b>	<b>\$ 8,591,328</b>	<b>- \$</b>	<b>339,459 \$</b>	<b>8,930,787 \$</b>	<b>184,196</b>	<b>- \$</b>	<b>184,196 \$</b>	<b>8,746,591</b>
<b>Other Agencies</b>								
1380 - Hitchcock Road Animal Services	-	- \$	6,532,099 \$	6,532,099 \$	6,607,099	- \$	6,607,099 \$	(75,000)
1805 - Public Improvement Corporation Debt Service	15,823	-	14,678,669	14,694,492	14,678,669	-	14,678,669	15,823
<b>Total Other Agencies</b>	<b>\$ 15,823</b>	<b>- \$</b>	<b>21,210,768 \$</b>	<b>21,226,591 \$</b>	<b>21,285,768</b>	<b>- \$</b>	<b>21,285,768 \$</b>	<b>(59,177)</b>
<b>Other Districts</b>								
1390 - East Garrison Community Services District	\$ 2,268,336	- \$	1,714,844 \$	3,983,180 \$	2,569,220	- \$	2,569,220 \$	1,413,960
1905 - East Garrison Community Facility District	123,320	-	16,683	140,003	30,760	-	30,760	109,243
1910 - East Garrison Developer Reimbursements	(31,755)	-	61,000	29,245	60,000	-	60,000	(30,755)
<b>Total Other Districts</b>	<b>\$ 2,359,901</b>	<b>- \$</b>	<b>1,792,527 \$</b>	<b>4,152,428 \$</b>	<b>2,659,980</b>	<b>- \$</b>	<b>2,659,980 \$</b>	<b>1,492,448</b>
<b>Total Special Districts and Other Agencies</b>	<b>\$ 25,717,376</b>	<b>- \$</b>	<b>37,853,840 \$</b>	<b>63,571,216 \$</b>	<b>40,146,572</b>	<b>- \$</b>	<b>40,146,572 \$</b>	<b>23,424,644</b>



This page intentionally left blank.

## Expenditure/Revenue History by Department for All Funds

Department	Actual 2021-22	Actual 2022-23	Actual 2023-24	Current Year Estimate 2024-25	Recommended Budget 2025-26
<b>BOS000 Board of Supervisors</b>					
Expenditure Totals	\$ 4,378,314	\$ 4,790,842	\$ 4,944,698	\$ 6,312,585	\$ 6,247,365
Revenue Totals	10	652	40		
<b>GF Contribution/Fund Balance</b>	<b>\$ 4,378,304</b>	<b>\$ 4,790,190</b>	<b>\$ 4,944,658</b>	<b>\$ 6,312,585</b>	<b>\$ 6,247,365</b>
<b>DEM000 Department of Emergency Management</b>					
Expenditure Totals	\$ 5,460,773	\$ 9,788,701	\$ 5,626,103	\$ 12,246,915	\$ 10,262,043
Revenue Totals	425,161	238,526	3,409,389	8,677,650	7,456,037
<b>GF Contribution/Fund Balance</b>	<b>\$ 5,035,612</b>	<b>\$ 9,550,175</b>	<b>\$ 2,216,713</b>	<b>\$ 3,569,265</b>	<b>\$ 2,806,006</b>
<b>CAO000 County Administrative Office</b>					
Expenditure Totals	\$ 54,542,545	\$ 147,222,055	\$ 84,732,756	\$ 102,812,529	\$ 121,128,792
Revenue Totals	335,258,419	414,889,601	385,008,579	363,173,507	386,736,000
<b>GF Contribution/Fund Balance</b>	<b>\$ (280,715,875)</b>	<b>\$ (267,667,546)</b>	<b>\$ (300,275,823)</b>	<b>\$ (260,360,978)</b>	<b>\$ (265,607,208)</b>
<b>HRD000 Human Resources</b>					
Expenditure Totals	\$ 13,617,246	\$ 14,657,682	\$ 13,898,448	\$ 13,814,966	\$ 21,550,800
Revenue Totals	11,457,407	11,084,245	12,924,716	11,916,869	19,246,541
<b>GF Contribution/Fund Balance</b>	<b>\$ 2,159,839</b>	<b>\$ 3,573,437</b>	<b>\$ 973,732</b>	<b>\$ 1,898,098</b>	<b>\$ 2,304,259</b>
<b>CRO000 Civil Rights Office</b>					
Expenditure Totals	\$ (60,001)	\$ 277,216	\$ 353,147	\$ 432,668	\$ 1,155,863
Revenue Totals					1,385,500
<b>GF Contribution/Fund Balance</b>	<b>\$ (60,001)</b>	<b>\$ 277,216</b>	<b>\$ 353,147</b>	<b>\$ 432,668</b>	<b>\$ (229,637)</b>
<b>AUD000 Auditor-Controller</b>					
Expenditure Totals	\$ 16,945,684	\$ 17,075,037	\$ 17,385,550	\$ 14,255,685	\$ 22,922,857
Revenue Totals	16,721,636	16,468,176	16,025,422	620,476	22,443,984
<b>GF Contribution/Fund Balance</b>	<b>\$ 224,048</b>	<b>\$ 606,860</b>	<b>\$ 1,360,128</b>	<b>\$ 13,635,208</b>	<b>\$ 478,873</b>
<b>TRE000 Treasurer-Tax Collector</b>					
Expenditure Totals	\$ 7,278,438	\$ 7,854,014	\$ 8,058,920	\$ 7,722,224	\$ 11,639,312
Revenue Totals	6,101,434	6,194,456	6,416,410	7,862,528	11,427,271
<b>GF Contribution/Fund Balance</b>	<b>\$ 1,177,004</b>	<b>\$ 1,659,558</b>	<b>\$ 1,642,510</b>	<b>\$ (140,304)</b>	<b>\$ 212,041</b>
<b>ACR000 Assessor-County Clerk-Recorder</b>					
Expenditure Totals	\$ 12,349,986	\$ 10,372,517	\$ 9,727,458	\$ 9,716,942	\$ 11,473,134
Revenue Totals	6,511,055	3,684,500	3,406,750	3,955,147	4,789,391
<b>GF Contribution/Fund Balance</b>	<b>\$ 5,838,932</b>	<b>\$ 6,688,017</b>	<b>\$ 6,320,708</b>	<b>\$ 5,761,796</b>	<b>\$ 6,683,743</b>
<b>COU000 County Counsel</b>					
Expenditure Totals	\$ 46,612,966	\$ 46,415,167	\$ 47,373,022	\$ 49,373,266	\$ 59,898,954
Revenue Totals	49,591,968	51,575,564	54,355,996	53,958,641	59,333,251
<b>GF Contribution/Fund Balance</b>	<b>\$ (2,979,001)</b>	<b>\$ (5,160,397)</b>	<b>\$ (6,982,974)</b>	<b>\$ (4,585,375)</b>	<b>\$ 565,703</b>
<b>COB000 Clerk of the Board</b>					
Expenditure Totals	\$ 916,246	\$ 998,201	\$ 1,086,273	\$ 1,011,147	\$ 1,072,548
Revenue Totals	23,166	20,054	17,517	20,200	20,400
<b>GF Contribution/Fund Balance</b>	<b>\$ 893,081</b>	<b>\$ 978,147</b>	<b>\$ 1,068,756</b>	<b>\$ 990,947</b>	<b>\$ 1,052,148</b>
<b>ELE000 Elections</b>					
Expenditure Totals	\$ 6,544,109	\$ 5,569,037	\$ 6,097,369	\$ 6,597,112	\$ 5,757,557
Revenue Totals	3,471,676	2,502,052	507,603	2,484,963	706,703
<b>GF Contribution/Fund Balance</b>	<b>\$ 3,072,433</b>	<b>\$ 3,066,985</b>	<b>\$ 5,589,766</b>	<b>\$ 4,112,149</b>	<b>\$ 5,050,854</b>
<b>EME000 Emergency Communication</b>					
Expenditure Totals	\$ 12,477,314	\$ 14,637,640	\$ 16,169,776	\$ 16,324,807	\$ 19,102,780
Revenue Totals	14,549,026	14,429,925	14,895,901	16,843,885	18,438,338
<b>GF Contribution/Fund Balance</b>	<b>\$ (2,071,712)</b>	<b>\$ 207,715</b>	<b>\$ 1,273,875</b>	<b>\$ (519,079)</b>	<b>\$ 664,442</b>
<b>INF000 Information Technology Department</b>					
Expenditure Totals	\$ (6,501,545)	\$ (1,556,410)	\$ 5,118,542	\$ 3,516,691	\$ 23,139,648
Revenue Totals	1,347,613	1,430,397	1,255,811	2,324,171	19,389,017
<b>GF Contribution/Fund Balance</b>	<b>\$ (7,849,158)</b>	<b>\$ (2,986,807)</b>	<b>\$ 3,862,731</b>	<b>\$ 1,192,521</b>	<b>\$ 3,750,631</b>
<b>DIS000 District Attorney</b>					
Expenditure Totals	\$ 37,149,466	\$ 36,694,484	\$ 36,287,614	\$ 35,249,935	\$ 42,607,299
Revenue Totals	16,824,142	15,449,677	16,124,835	18,228,225	19,648,156

## Expenditure/Revenue History by Department for All Funds

Department	Actual 2021-22	Actual 2022-23	Actual 2023-24	Current Year Estimate 2024-25	Recommended Budget 2025-26
<b>GF Contribution/Fund Balance</b>	<b>\$ 20,325,324</b>	<b>\$ 21,244,807</b>	<b>\$ 20,162,779</b>	<b>\$ 17,021,710</b>	<b>\$ 22,959,143</b>
<b>CHI000 Department of Child Support Services</b>					
Expenditure Totals	\$ 11,095,444	\$ 10,989,730	\$ 11,262,141	\$ 12,295,354	\$ 12,381,992
Revenue Totals	11,091,978	10,924,260	11,321,957	12,270,212	12,353,462
<b>GF Contribution/Fund Balance</b>	<b>\$ 3,466</b>	<b>\$ 65,469</b>	<b>\$ (59,816)</b>	<b>\$ 25,142</b>	<b>\$ 28,530</b>
<b>PUB000 Public Defender</b>					
Expenditure Totals	\$ 15,952,229	\$ 18,007,906	\$ 17,962,363	\$ 20,993,853	\$ 25,002,163
Revenue Totals	2,364,215	2,545,411	2,585,708	4,941,117	6,217,222
<b>GF Contribution/Fund Balance</b>	<b>\$ 13,588,015</b>	<b>\$ 15,462,495</b>	<b>\$ 15,376,654</b>	<b>\$ 16,052,736</b>	<b>\$ 18,784,941</b>
<b>SHE000 Sheriff-Coroner</b>					
Expenditure Totals	\$ 134,916,529	\$ 150,376,713	\$ 157,102,876	\$ 163,268,013	\$ 171,819,244
Revenue Totals	51,278,473	52,588,267	55,155,750	60,187,133	60,341,332
<b>GF Contribution/Fund Balance</b>	<b>\$ 83,638,056</b>	<b>\$ 97,788,446</b>	<b>\$ 101,947,126</b>	<b>\$ 103,080,880</b>	<b>\$ 111,477,912</b>
<b>PRO000 Probation</b>					
Expenditure Totals	\$ 78,273,535	\$ 83,644,898	\$ 88,001,676	\$ 102,848,235	\$ 118,759,719
Revenue Totals	57,818,042	64,159,030	66,834,956	71,857,614	81,742,763
<b>GF Contribution/Fund Balance</b>	<b>\$ 20,455,493</b>	<b>\$ 19,485,868</b>	<b>\$ 21,166,720</b>	<b>\$ 30,990,621</b>	<b>\$ 37,016,956</b>
<b>AGR000 Agriculture Commissioner</b>					
Expenditure Totals	\$ 12,967,003	\$ 13,855,332	\$ 14,349,350	\$ 15,781,369	\$ 14,689,394
Revenue Totals	8,946,375	10,036,403	10,207,642	11,090,640	10,497,354
<b>GF Contribution/Fund Balance</b>	<b>\$ 4,020,628</b>	<b>\$ 3,818,930</b>	<b>\$ 4,141,708</b>	<b>\$ 4,690,729</b>	<b>\$ 4,192,040</b>
<b>HCD000 Housing and Community Development</b>					
Expenditure Totals	\$ 17,967,033	\$ 22,597,272	\$ 23,525,724	\$ 22,249,118	\$ 26,063,271
Revenue Totals	12,774,762	14,357,317	19,601,961	15,447,653	16,609,316
<b>GF Contribution/Fund Balance</b>	<b>\$ 5,192,271</b>	<b>\$ 8,239,955</b>	<b>\$ 3,923,763</b>	<b>\$ 6,801,465</b>	<b>\$ 9,453,955</b>
<b>PFP000 Public Works, Facilities and Parks</b>					
Expenditure Totals	\$ 105,657,694	\$ 161,973,252	\$ 165,485,607	\$ 158,134,215	\$ 149,043,490
Revenue Totals	99,829,258	159,753,291	146,880,551	135,948,416	127,450,880
<b>GF Contribution/Fund Balance</b>	<b>\$ 5,828,436</b>	<b>\$ 2,219,961</b>	<b>\$ 18,605,056</b>	<b>\$ 22,185,799</b>	<b>\$ 21,592,610</b>
<b>HEA000 Health</b>					
Expenditure Totals	\$ 295,667,192	\$ 309,337,446	\$ 341,360,299	\$ 388,475,511	\$ 455,185,318
Revenue Totals	302,406,257	288,109,438	314,785,507	346,370,324	403,828,322
<b>GF Contribution/Fund Balance</b>	<b>\$ (6,739,064)</b>	<b>\$ 21,228,008</b>	<b>\$ 26,574,792</b>	<b>\$ 42,105,187</b>	<b>\$ 51,356,997</b>
<b>SOC000 Social Services</b>					
Expenditure Totals	\$ 313,618,502	\$ 322,672,177	\$ 334,890,789	\$ 363,383,955	\$ 369,151,794
Revenue Totals	292,943,044	295,739,478	311,540,146	332,634,165	339,257,096
<b>GF Contribution/Fund Balance</b>	<b>\$ 20,675,458</b>	<b>\$ 26,932,699</b>	<b>\$ 23,350,643</b>	<b>\$ 30,749,790</b>	<b>\$ 29,894,698</b>
<b>LIB000 Library</b>					
Expenditure Totals	\$ 10,480,888	\$ 12,405,498	\$ 11,335,021	\$ 12,537,547	\$ 14,447,457
Revenue Totals	11,375,893	13,965,031	13,450,849	12,441,108	13,081,580
<b>GF Contribution/Fund Balance</b>	<b>\$ (895,005)</b>	<b>\$ (1,559,533)</b>	<b>\$ (2,115,828)</b>	<b>\$ 96,439</b>	<b>\$ 1,365,877</b>
<b>EXT000 Cooperative Extension Service</b>					
Expenditure Totals	\$ 405,970	\$ 513,333	\$ 459,076	\$ 573,630	\$ 597,905
Revenue Totals				7,776	10,409
<b>GF Contribution/Fund Balance</b>	<b>\$ 405,970</b>	<b>\$ 513,333</b>	<b>\$ 459,076</b>	<b>\$ 565,854</b>	<b>\$ 587,496</b>
<b>NMC000 Natividad Medical Center</b>					
Expenditure Totals	\$ 419,385,076	\$ 499,453,126	\$ 600,009,375	\$ 711,223,278	\$ 551,635,149
Revenue Totals	493,593,551	521,759,730	599,925,982	717,722,628	555,093,167
<b>GF Contribution/Fund Balance</b>	<b>\$ (74,208,476)</b>	<b>\$ (22,306,605)</b>	<b>\$ 83,393</b>	<b>\$ (6,499,350)</b>	<b>\$ (3,458,018)</b>

Effective FY 2021-22, the Resource Management Agency (RMA) was dissolved and the Public, Works, Facilities & Parks Department and the Housing & Community Development Department were formed.

Effective FY 2023-24, the Department of Emergency Management was formed.

**County of Monterey**  
**Analysis of Revenue by Fund**  
**All Funds**  
**Fiscal Year 2025-26**

Source Classification	Actual 2023-24	Adopted Budget 2024-25	Current Year Estimate 2024-25	Requested Budget 2025-26	Recommended Budget 2025-26	Recommended Change from Adopted
1001 - General	\$ 835,148,631	\$ 873,808,657	\$ 881,866,724	\$ 997,869,160	\$ 1,004,506,380	\$ 130,697,723
1025 - Pension Liability	23,427,855	2,000,000	3,496,440	2,000,000	2,000,000	-
1201 - Road Fund	76,571,251	61,290,800	62,439,232	63,921,111	60,746,391	(544,409)
1210 - Library Fund	13,450,849	12,250,446	12,441,108	13,081,580	13,081,580	831,134
1220 - In-Home Support Services	889,390	1,099,024	1,067,524	1,163,608	1,163,608	64,584
1230 - Fish and Game Propagation Fund	48,797	37,871	38,071	37,907	37,907	36
1240 - Community Action Partnership	487,000	533,479	560,879	526,206	526,206	(7,273)
1250 - Inclusionary Housing	20,499	1,063,916	1,055,262	60,500	60,500	(1,003,416)
1260 - Revolving Loan Fund	183,570	159,957	224,688	230,963	230,963	71,006
1270 - Community Development Fund	7,333,339	5,634,258	2,708,626	3,591,704	3,591,704	(2,042,554)
1280 - Emergency Medical Service Fund	640,914	659,000	763,000	763,000	763,000	104,000
1290 - Workforce Development Board	9,157,755	11,023,500	14,230,332	13,013,750	13,013,750	1,990,250
1300 - Local Revenue Fund 2011	95,194,973	94,526,443	88,684,750	100,479,700	100,479,700	5,953,257
1310 - Behavioral Health	150,721,194	164,773,469	175,518,468	194,843,727	194,843,727	30,070,258
1320 - Homeland Security Grant	105,466	1,967,474	1,934,809	1,469,095	1,469,095	(498,379)
1330 - Health and Welfare Realignment	76,371,255	74,387,181	83,257,150	72,638,611	72,638,611	(1,748,570)
1340 - Emergency Communications	14,045,521	14,649,287	14,657,896	16,006,576	15,682,524	1,033,237
1350 - NGEN Operations and Maintenance	832,231	953,578	913,405	1,608,120	1,608,120	654,542
1360 - County Clerk-Recorder	404,411	417,996	606,455	462,391	462,391	44,395
1370 - Habitat Management Program	406,995	436,456	653,662	648,526	648,526	212,070
1930 - Capital Projects	17,102,756	50,319,612	165,612,684	33,336,473	33,336,473	(16,983,139)
1935 - NGEN Radio Project	18,149	543,237	1,272,584	1,147,694	1,147,694	604,457
2105 - Workers' Compensation Fund	31,509,033	26,983,000	30,567,607	28,701,000	28,701,000	1,718,000
2110 - General Liability Fund	22,225,523	21,562,000	22,868,044	24,725,844	24,725,844	3,163,844
2120 - Benefit Programs	12,924,716	11,798,171	11,916,869	11,697,962	11,697,962	(100,209)
2200 - Resource Planning	11,189,291	4,551,424	5,146,338	21,752,752	21,752,752	17,201,328
2010 - Natividad Medical Center	599,925,982	440,185,028	600,632,056	545,093,167	545,093,167	104,908,139
2020 - Parks Lake and Resort Operations	5,124,518	4,789,959	8,057,934	4,938,979	4,938,979	149,020
2030 - Laguna Seca Recreation Area	29,503,986	22,587,817	2,673,234	701,097	701,097	(21,886,720)
1401 - CSA #1 Carmel Point	53,785	44,688	44,688	55,936	55,936	11,248
1402 - CSA #9 Oak Park	72,381	60,648	60,648	75,100	75,100	14,452
1403 - CSA #10 Laguna Seca Ranch	3,814	850	850	2,686	2,686	1,836
1406 - CSA #15 Serra Village, Toro Park	486,343	208,364	208,364	254,189	254,189	45,825
1407 - CSA #17 Rancho Tierra Grande	27,610	16,890	16,890	19,934	19,934	3,044
1408 - CSA #19 Carmel Meadows	1,244	892	892	1,175	1,175	283
1409 - CSA #20 Royal Estates	10,045	7,570	7,570	9,476	9,476	1,906
1410 - CSA #23 Carmel Rancho	21,499	15,674	15,673	19,939	19,939	4,265
1411 - CSA #24 Pedrazzi Subdivision/Indian Springs	7,814	6,600	6,601	7,391	7,391	791
1412 - CSA #25 Carmel Valley Golf and County Club	169,804	163,325	163,325	181,873	181,873	18,548
1413 - CSA #26 New Moss Landing Heights	7,853	5,673	5,673	7,642	7,642	1,969
1414 - CSA #30 Rancho Mar Monte	2,255	1,693	1,693	2,093	2,093	400
1415 - CSA #31 Aromas Hills Subdivision	2,540	1,706	1,706	2,318	2,318	612
1416 - CSA #32 Green Valley Acres/Moon Subdivision	11,704	9,817	9,817	11,756	11,756	1,939
1417 - CSA #33 Coast Ridge/Carmel Sur	4,418	3,401	3,402	4,370	4,370	969
1418 - CSA #34 Rancho Rio Vista/Carmel Knolls	33,750	2,617	2,617	3,949	3,949	1,332
1419 - CSA #35 Paradise Park	14,383	12,381	12,381	14,208	14,208	1,827
1420 - CSA #37 Colonial Oak Estates	1,272	997	997	1,147	1,147	150
1421 - CSA #38 Paradise Lake Estates	4,451	2,821	2,821	3,969	3,969	1,148
1422 - CSA #41 Gabilan Acres/Boronda	27,905	22,052	22,053	27,591	27,591	5,539
1423 - CSA #44 Corral De Tierra Oaks 1/2/3	9,206	7,404	7,404	9,402	9,402	1,998
1424 - CSA #45 Oak Hills	39,075	33,714	33,714	39,805	39,805	6,091
1425 - CSA #45-Oak Hills - Open Space	19,735	20,514	20,514	19,506	19,506	(1,008)
1426 - CSA #47 Carmel Views/Mar Vista	77,453	28,534	28,534	35,473	35,473	6,939
1427 - CSA #50 Rioway Tract No.2	222,151	125,496	125,496	139,553	139,553	14,057
1428 - CSA #51 High Meadow	24,737	21,266	21,265	24,653	24,653	3,387
1429 - CSA #52 Carmel Valley Village	13,330	8,379	8,379	13,346	13,346	4,967
1430 - CSA #53 Arroyo Seco	11,874	11,622	11,622	13,360	13,360	1,738



**County of Monterey**  
**Analysis of Revenue by Fund**  
**All Funds**  
**Fiscal Year 2025-26**

Source Classification	Actual 2023-24	Adopted Budget 2024-25	Current Year Estimate 2024-25	Requested Budget 2025-26	Recommended Budget 2025-26	Recommended Change from Adopted
1431 - CSA #54 Manzanita/Sarsi Subdivisions	2,551	1,765	1,765	2,408	2,408	643
1432 - CSA #55 Robles Del Rio	15,556	10,887	10,887	14,928	14,928	4,041
1433 - CSA #56 Del Mesa Carmel	16,044	11,277	11,277	14,511	14,511	3,234
1434 - CSA #57 Los Tulares Subdivision	3,403	2,252	2,252	3,382	3,382	1,130
1435 - CSA #58 Vista Dorado	5,873	4,399	4,400	5,596	5,596	1,197
1436 - CSA #62 Rancho Del Monte 14	24,347	15,183	15,183	23,683	23,683	8,500
1437 - CSA #66 Oak Tree Views	27,055	27,228	27,228	28,484	28,484	1,256
1438 - CSA #67 Corral De Tierra Oaks 4	193,418	138,729	138,729	176,229	176,229	37,500
1439 - CSA #68 Vierra Canyon Knolls	4,194	2,554	2,554	3,563	3,563	1,009
1440 - CSA #69 Ralph Lane	33	10	10	23	23	13
1441 - CSA #72 Las Palmas Ranch	7,067	5,410	5,410	6,445	6,445	1,035
1442 - CSA #74 Ambulance	1,990,784	1,890,000	1,999,519	1,980,000	1,980,000	90,000
1443 - CSA #75 Chualar Consolidated	551,093	182,310	182,311	3,584,884	3,584,884	3,402,574
1830 - Chualar Co Water Ser A	13,437	15,980	15,980	16,877	16,877	897
1521 - Pajaro Co Sanitation District	3,417,688	2,264,039	3,035,808	7,404,659	7,404,659	5,140,620
1523 - Carmel Valley San Zone #2 District	396	300	300	279	279	(21)
1524 - Boronda Co Sanitation District	330,710	160,096	162,779	159,775	159,775	(321)
1525 - San Jerardo Co Sanitation District	79,163	82,751	96,348	80,109	80,109	(2,642)
1820 - Boronda Co San Revenue Bonds	38,882	38,990	38,990	1,500	1,500	(37,490)
1825 - Pajaro Co San Sewer Revenue	1,327	-	1,593	1,911	1,911	1,911
1531 - Castroville-Pajaro Housing Successor	1,326,544	346,999	487,116	339,459	339,459	(7,540)
1532 - Boronda Housing Successor	303	-	-	-	-	-
1380 - Hitchcock Road Animal Services	5,195,066	3,272,658	5,888,680	6,775,463	6,532,099	3,259,441
1805 - Public Improvement Corporation Debt Service	15,478,850	14,689,294	184	14,678,669	14,678,669	(10,625)
1390 - East Garrison Community Services District	1,562,827	1,956,223	1,635,566	1,714,844	1,714,844	(241,379)
1905 - East Garrison Community Facility District	3,363	16,683	16,683	16,683	16,683	-
1910 - East Garrison Developer Reimbursements	1,723	961,000	492,079	61,000	61,000	(900,000)
<b>Grand Total</b>	<b>\$ 2,066,639,979</b>	<b>\$ 1,931,935,645</b>	<b>\$ 2,210,985,046</b>	<b>\$ 2,194,608,407</b>	<b>\$ 2,197,503,492</b>	<b>\$ 265,567,847</b>

**County of Monterey**  
**Analysis of Expenditures by Fund**  
**All Funds**  
**Fiscal Year 2025-26**

Source Classification	Actual 2023-24	Adopted Budget 2024-25	Current Year Estimate 2024-25	Requested Budget 2025-26	Recommended Budget 2025-26	Recommended Change from Adopted
1001 - General	\$ 823,600,843	\$ 892,271,304	\$ 893,393,009	\$ 1,071,241,599	\$ 1,023,749,520	\$ 131,478,216
1025 - Pension Liability	265,162	400,875	328,218	451,055	6,776,645	6,375,770
1201 - Road Fund	85,700,550	77,900,547	80,394,944	64,594,726	61,420,006	(16,480,541)
1210 - Library Fund	11,335,021	14,212,669	12,537,547	14,447,457	14,447,457	234,788
1220 - In-Home Support Services	923,393	1,099,024	1,067,524	1,163,608	1,163,608	64,584
1230 - Fish and Game Propagation Fund	49,690	54,670	54,120	48,125	48,125	(6,545)
1240 - Community Action Partnership	494,175	533,479	560,879	526,206	526,206	(7,273)
1250 - Inclusionary Housing	367,836	880,069	950,844	148,569	148,569	(731,500)
1260 - Revolving Loan Fund	150,000	259,957	150,000	250,000	250,000	(9,957)
1270 - Community Development Fund	3,930,779	4,665,776	2,154,127	3,375,897	3,375,897	(1,289,879)
1280 - Emergency Medical Service Fund	617,240	636,831	738,755	702,607	702,607	65,776
1290 - Workforce Development Board	9,321,402	10,210,801	13,662,759	12,331,092	12,331,082	2,120,281
1300 - Local Revenue Fund 2011	80,845,881	100,628,344	97,541,263	116,218,579	116,218,579	15,590,235
1310 - Behavioral Health	165,141,731	170,658,951	182,598,989	199,316,276	199,316,276	28,657,325
1320 - Homeland Security Grant	76,786	1,967,474	1,971,434	1,469,095	1,469,095	(498,379)
1330 - Health and Welfare Realignment	71,997,005	85,916,084	89,337,095	87,621,738	87,621,738	1,705,654
1340 - Emergency Communications	14,751,631	14,649,287	14,676,684	16,006,576	15,682,524	1,033,237
1350 - NGEN Operations and Maintenance	796,216	953,578	913,405	1,608,120	1,608,120	654,542
1360 - County Clerk-Recorder	579,479	417,996	446,518	421,909	421,909	3,913
1370 - Habitat Management Program	87,466	495,107	168,053	53,258	53,258	(441,849)
1930 - Capital Projects	21,191,553	61,769,563	158,584,299	113,320,167	50,103,754	(11,665,809)
1935 - NGEN Radio Project	621,929	717,780	734,717	1,812,136	1,812,136	1,094,356
2105 - Workers' Compensation Fund	27,424,610	26,983,000	26,464,500	28,701,000	28,701,000	1,718,000
2110 - General Liability Fund	18,971,596	21,562,000	20,675,506	24,725,844	24,725,844	3,163,844
2120 - Benefit Programs	13,607,595	13,287,769	13,540,101	14,161,471	14,161,471	873,702
2200 - Resource Planning	7,098,368	14,495,976	9,212,969	19,390,190	19,390,190	4,894,214
2010 - Natividad Medical Center	597,263,128	426,455,576	587,178,597	531,635,149	531,635,149	105,179,573
2020 - Parks Lake and Resort Operations	4,632,928	4,703,098	8,279,541	6,490,251	5,490,251	787,153
2030 - Laguna Seca Recreation Area	27,343,048	23,984,364	4,962,149	3,238,261	3,238,261	(20,746,103)
1401 - CSA #1 Carmel Point	12,615	139,589	78,340	236,044	236,044	96,455
1402 - CSA #9 Oak Park	52,157	184,470	105,152	147,520	147,520	(36,950)
1403 - CSA #10 Laguna Seca Ranch	-	37,336	-	21,775	21,775	(15,561)
1406 - CSA #15 Serra Village, Toro Park	238,332	334,318	433,341	337,783	337,783	3,465
1407 - CSA #17 Rancho Tierra Grande	36,988	14,130	17,592	13,162	13,162	(968)
1408 - CSA #19 Carmel Meadows	1,230	12,552	6,528	11,507	11,507	(1,045)
1409 - CSA #20 Royal Estates	4,800	36,466	18,419	28,609	28,609	(7,857)
1410 - CSA #23 Carmel Rancho	12,702	250,727	23,999	204,783	204,783	(45,944)
1411 - CSA #24 Pedrazzi Subdivision/Indian Springs	6,384	34,470	10,532	76,434	76,434	41,964
1412 - CSA #25 Carmel Valley Golf and County Club	121,422	209,067	126,373	259,092	259,092	50,025
1413 - CSA #26 New Moss Landing Heights	2,905	23,718	1,681	15,350	15,350	(8,368)
1414 - CSA #30 Rancho Mar Monte	1,114	18,512	10,534	15,480	15,480	(3,032)
1415 - CSA #31 Aromas Hills Subdivision	2,550	15,670	5,529	14,489	14,489	(1,181)
1416 - CSA #32 Green Valley Acres/Moon Subdivision	7,400	26,201	10,552	24,026	24,026	(2,175)
1417 - CSA #33 Coast Ridge/Carmel Sur	840	14,533	5,524	13,528	13,528	(1,005)
1418 - CSA #34 Rancho Rio Vista/Carmel Knolls	19,742	11,353	5,807	12,000	12,000	647
1419 - CSA #35 Paradise Park	7,566	33,483	11,025	27,535	27,535	(5,948)
1420 - CSA #37 Colonial Oak Estates	890	11,919	5,524	11,905	11,905	(14)
1421 - CSA #38 Paradise Lake Estates	902	22,584	5,788	17,789	17,789	(4,795)
1422 - CSA #41 Gabilan Acres/Boronda	19,628	64,659	15,218	45,359	45,359	(19,300)
1423 - CSA #44 Corral De Tierra Oaks 1/2/3	4,245	65,107	7,411	20,465	20,465	(44,642)
1424 - CSA #45 Oak Hills	37,899	110,413	54,833	120,703	120,703	10,290
1425 - CSA #45-Oak Hills - Open Space	22,639	44,741	25,272	29,472	29,472	(15,269)
1426 - CSA #47 Carmel Views/Mar Vista	64,004	42,523	16,936	29,930	29,930	(12,593)
1427 - CSA #50 Rioway Tract No.2	289,515	817,065	465,059	435,402	435,402	(381,663)
1428 - CSA #51 High Meadow	9,629	64,977	26,431	48,769	48,769	(16,208)
1429 - CSA #52 Carmel Valley Village	1,363	129,687	100,594	108,339	108,339	(21,348)
1430 - CSA #53 Arroyo Seco	3,457	11,299	628	8,651	8,651	(2,648)

**County of Monterey**  
**Analysis of Expenditures by Fund**  
**All Funds**  
**Fiscal Year 2025-26**

Source Classification	Actual 2023-24	Adopted Budget 2024-25	Current Year Estimate 2024-25	Requested Budget 2025-26	Recommended Budget 2025-26	Recommended Change from Adopted
1431 - CSA #54 Manzanita/Sarsi Subdivisions	712	15,570	5,225	13,888	13,888	(1,682)
1432 - CSA #55 Robles Del Rio	1,068	63,833	21,110	43,706	43,706	(20,127)
1433 - CSA #56 Del Mesa Carmel	746	60,003	549	33,828	33,828	(26,175)
1434 - CSA #57 Los Tulares Subdivision	203	12,076	25	8,500	8,500	(3,576)
1435 - CSA #58 Vista Dorado	2,761	24,987	7,249	19,769	19,769	(5,218)
1436 - CSA #62 Rancho Del Monte 14	2,936	76,211	5,315	46,853	46,853	(29,358)
1437 - CSA #66 Oak Tree Views	24,105	62,415	17,352	44,160	44,160	(18,255)
1438 - CSA #67 Corral De Tierra Oaks 4	6,212	2,353,318	540,860	394,727	394,727	(1,958,591)
1439 - CSA #68 Vierra Canyon Knolls	1,090	31,368	10,524	22,187	22,187	(9,181)
1440 - CSA #69 Ralph Lane	91	295	-	142	142	(153)
1441 - CSA #72 Las Palmas Ranch	12,294	66,631	524	60,421	60,421	(6,210)
1442 - CSA #74 Ambulance	2,196,298	2,460,501	2,291,810	2,683,534	2,683,534	223,033
1443 - CSA #75 Chualar Consolidated	1,587,512	1,040,093	508,733	3,613,004	3,613,004	2,572,911
1830 - Chualar Co Water Ser A	15,914	7,223	7,223	38,445	38,445	31,222
1521 - Pajaro Co Sanitation District	3,751,819	5,145,051	1,525,136	6,289,610	6,289,610	1,144,559
1524 - Boronda Co Sanitation District	213,778	153,560	316,442	160,638	160,638	7,078
1525 - San Jerardo Co Sanitation District	107,377	230,612	267,032	141,662	141,662	(88,950)
1820 - Boronda Co San Revenue Bonds	38,600	38,850	38,850	1,500	1,500	(37,350)
1825 - Pajaro Co San Sewer Revenue	-	-	-	64,152	64,152	64,152
1531 - Castroville-Pajaro Housing Successor	2,096,328	175,500	144,330	184,196	184,196	8,696
1380 - Hitchcock Road Animal Services	5,193,722	6,142,768	5,888,680	7,103,295	6,607,099	464,331
1805 - Public Improvement Corporation Debt Service	15,468,075	14,689,294	12,291,022	14,678,669	14,678,669	(10,625)
1390 - East Garrison Community Services District	1,675,437	2,056,804	1,894,639	2,569,220	2,569,220	512,416
1905 - East Garrison Community Facility District	19,829	30,760	30,760	30,760	30,760	-
1910 - East Garrison Developer Reimbursements	17,105	960,000	465,000	60,000	60,000	(900,000)
<b>Grand Total</b>	<b>\$ 2,022,603,974</b>	<b>\$ 2,011,451,241</b>	<b>\$ 2,251,151,551</b>	<b>\$ 2,376,113,730</b>	<b>\$ 2,266,735,851</b>	<b>\$ 255,284,610</b>

**County of Monterey**  
**Analysis of Expenditure by Object and Subobject**  
**All Funds**  
**Fiscal Year 2025-26**

Source Classification	Actual 2023-24	Adopted Budget 2024-25	Current Year Estimate 2024-25	Requested Budget 2025-26	Recommended Budget 2025-26	Recommended Change from Adopted
<b>Salaries and Employee Benefits</b>						
60105 - Regular Employee Wages Workforce	\$ 534,614,351	\$ 580,843,108	\$ 628,413,967	\$ 706,846,604	\$ 693,460,031	\$ 112,616,923
60105BL - Bilingual Pay Workforce	-	-	2,091,640	3,081,826	3,081,825	3,081,825
60105SP - Special Pay Workforce	-	-	577,944	852,381	840,741	840,741
60105VB - Vacation Buyback Workforce	-	-	544,654	2,736,176	2,730,572	2,730,572
60105SS - Salary Savings Workforce	-	-	(37,288,505)	(66,737,454)	(65,979,287)	(65,979,287)
60105PD - Pay Differential Workforce	-	-	109,466	68,130	68,130	68,130
60105RF - Retiree Fee Workforce	-	-	366,595	389,048	389,048	389,048
60110 - Temporary Employees Wages	13,915,109	5,963,092	8,641,688	5,348,279	5,042,237	(920,855)
60115 - Overtime	19,107,438	9,555,638	14,478,356	13,939,000	11,929,000	2,373,362
60205 - Payroll Other Post-Employment Benefits Deduction	9,342,354	7,478,543	4,995,920	3,516,532	3,516,532	(3,962,011)
60210 - CalPERS Pension Expense	11,162,766	-	-	-	-	-
60215 - Other Post-Employment Benefits GASB 75	(129,505)	-	-	-	-	-
60220 - Employer PERS Contribution	111,790,680	146,510,008	123,023,676	165,631,341	160,382,763	13,872,755
60225 - Unfunded Accrued Liability Miscellaneous Plan	9,212,984	29,447	-	-	-	(29,447)
60226 - Unfunded Accrued Liability Safety Plan	6,014,719	-	-	188,955	188,955	188,955
60305 - FICA - Social Security	28,461,901	33,269,918	33,073,018	36,943,230	36,110,599	2,840,681
60310 - Medicare	8,124,012	9,136,759	11,206,856	10,325,306	10,130,573	993,814
60405 - PEMCHA Med Non-Elective Contribution	10,995,908	11,420,603	9,846,793	10,608,283	10,366,780	(1,053,823)
60410 - Life Insurance	347,083	438,770	354,881	271,369	263,373	(175,397)
60415 - Long-Term Disability Insurance	395,391	243,934	423,337	447,097	414,613	170,679
60420 - Short-Term Disability Insurance	481,151	307,210	537,986	652,833	605,418	298,208
60425 - Dental Insurance Expense	2,138,559	2,632,459	2,378,769	2,680,775	2,624,010	(8,449)
60435 - Vision Insurance	673,973	799,337	747,843	801,699	784,635	(14,702)
60440 - Unemployment Insurance	531,622	534,584	532,846	536,256	536,256	1,672
60505 - Worker's Compensation Insurance	25,845,603	26,409,377	26,296,445	28,051,134	28,051,134	1,641,757
60605 - County Employee Assistance Program	847	136,373	105,373	112,381	110,149	(26,224)
60615 - Employer Flex Credits Contribution	88,534,768	121,178,624	103,882,836	133,548,875	130,628,193	9,449,569
60620 - Special Benefits	3,247,782	1,504,624	1,899,590	1,500,892	1,472,842	(31,782)
60625 - Wellness Plan	115,298	172,835	171,625	169,244	169,244	(3,591)
60630 - 401 Employer - Paid 401A Contribution	-	-	6,734	13,900	10,700	10,700
<b>Total Salaries and Employee Benefits</b>	<b>\$ 884,924,794</b>	<b>\$ 958,565,243</b>	<b>\$ 937,420,334</b>	<b>\$ 1,062,524,093</b>	<b>\$ 1,037,929,066</b>	<b>\$ 79,363,823</b>
<b>Services and Supplies</b>						
61105 - Agricultural Service and Supply	\$ 416,467	\$ 337,562	\$ 276,258	\$ 460,000	\$ 460,000	\$ 122,438
61210 - Uniforms and Safety Equipment	824,666	3,394,740	3,455,664	2,905,443	2,905,443	(489,297)
61211 - Uniforms and Safety Equipment Rental	8,808	-	2,400	1,875	1,875	1,875
61205 - Clothing and Personal Supplies	1,313,839	1,143,320	469,455	318,935	318,935	(824,385)
61305 - Communication Charges - External	2,946,317	2,134,946	2,733,912	2,646,069	2,644,069	509,123
61310 - Communication Charges - Internal	50,354	64,486	62,415	62,415	62,415	(2,071)
61405 - Food Expense	4,267,912	4,180,129	3,544,549	3,589,424	3,586,024	(594,105)
61505 - Cleaning and Janitorial	4,905,868	4,429,125	3,979,778	3,938,548	3,760,298	(668,827)
61510 - Household	240,486	338,170	347,042	104,358	104,358	(233,812)
61605 - Insurance - General Liability (Non-Recoverable)	7,414,535	6,034,767	6,030,695	7,032,936	7,032,936	998,169
61610 - Insurance - General Liability (Recoverable)	10,990,204	10,875,884	10,867,392	11,665,977	11,665,977	790,093
61615 - Insurance - Loss Contingency	227,586	330,000	3,233	-	-	(330,000)
61620 - Insurance - Malpractice	2,494,364	2,234,793	1,868,283	2,182,513	2,182,513	(52,280)
61630 - Insurance - Property	4,809,590	6,943,296	7,811,737	9,056,604	9,056,604	2,113,308
61635 - Insurance - Stop Loss	10,082,822	12,861,893	11,107,285	14,455,293	14,455,293	1,593,400
61640 - Insurance - Other	1,633,786	1,672,465	1,423,479	1,186,868	1,186,868	(485,597)
61705 - Grand Jury	2,489	40,000	28,967	3,000	2,000	(38,000)
61706 - Grand Jury Per Diem	19,755	-	4,755	25,000	25,000	25,000
61707 - Grand Jury Mileage	13,124	-	4,996	20,180	19,180	19,180
61710 - Trial Expense	524,785	796,781	728,666	540,485	540,485	(256,296)
61711 - Trial Medical	334,575	-	153,411	352,842	352,842	352,842

**County of Monterey**  
**Analysis of Expenditure by Object and Subobject**  
**All Funds**  
**Fiscal Year 2025-26**

Source Classification	Actual 2023-24	Adopted Budget 2024-25	Current Year Estimate 2024-25	Requested Budget 2025-26	Recommended Budget 2025-26	Recommended Change from Adopted
61805 - Maintenance - Buildings & Improvements - External	10,363,788	11,308,871	10,878,260	12,666,356	8,862,116	(2,446,755)
61810 - Maintenance - Buildings & Improvements - Internal	1,296,655	5,338,985	214,773	1,533,427	1,533,427	(3,805,558)
61905 - Equipment Maintenance	6,000,930	13,078,111	10,591,427	11,721,821	11,721,821	(1,356,290)
62005 - Dental Supplies	21,185	51,660	25,830	93,600	93,600	41,940
62010 - Laboratory Supplies	2,149,082	3,019,193	3,658,015	3,138,827	3,138,827	119,634
62015 - Medical Supplies	40,070,134	28,972,573	32,768,504	32,781,450	32,781,450	3,808,877
62105 - Membership Fees	1,978,309	2,383,041	2,113,311	2,239,358	2,239,358	(143,683)
62205 - Noncapital Equipment	1,361,239	727,146	1,036,589	439,563	439,563	(287,583)
62305 - Advertising	1,475,976	1,639,877	1,171,909	875,954	845,954	(793,923)
62310 - Audio-Visual Service and Supply	348,070	270,907	71,452	26,460	26,460	(244,447)
62315 - Miscellaneous Services	5,245,645	3,262,627	2,410,852	794,232	7,119,822	3,857,195
62320 - Miscellaneous Supplies	878,383	1,631,540	1,347,161	1,257,728	1,257,728	(373,812)
62405 - Books/Periodicals and Other Subscriptions	1,800,698	1,169,553	1,138,498	1,198,008	1,197,008	27,455
62410 - Bottled Water	95,521	64,103	77,280	53,937	53,937	(10,166)
62415 - Office Machine Supplies	11,177	8,200	11,020	11,742	11,742	3,542
62420 - Courier Services - External	156,898	54,933	93,256	48,148	48,148	(6,785)
62425 - Courier Services - Internal	412,047	459,752	417,449	426,793	426,793	(32,959)
62430 - Mail Handling Charges	149,510	288,274	198,997	316,974	316,974	28,700
62435 - Minor Computer Hardware	2,912,978	2,785,824	2,492,266	3,352,227	3,319,727	533,903
62440 - Minor Computer Software	10,829,989	17,639,416	13,159,622	17,812,100	17,334,100	(305,316)
62445 - Minor Equipment and Furnishings	3,292,644	2,854,006	2,211,133	2,869,346	2,869,346	15,340
62450 - Office Supplies	1,248,098	1,904,893	1,706,583	1,735,186	1,734,569	(170,324)
62455 - Postage and Shipping	1,343,473	1,863,553	1,743,825	1,897,630	1,647,630	(215,923)
62460 - Printing, Graphics and Binding Charge - External	3,085,339	3,217,835	2,196,265	2,251,445	1,546,945	(1,670,890)
62465 - Printing, Graphics and Binding Charge - Internal	7,327	275	584	-	-	(275)
62470 - Other Office Expense	68,898	90,899	89,805	88,177	88,177	(2,722)
62475 - Records Retention Charge - Internal	809,969	854,026	860,993	934,179	934,179	80,153
62505 - Accounting and Auditing Charges	755,310	783,586	882,840	956,574	956,574	172,988
62510 - Data Processing Services - External	1,745,668	1,963,155	1,818,939	2,326,564	2,326,564	363,409
62515 - Data Processing Services - Internal	12,874,462	10,044,318	5,574,134	8,590,508	8,590,508	(1,453,810)
62520 - Hospital Charges	6,445,919	3,550,680	5,479,284	8,224,358	8,224,358	4,673,678
62525 - Laboratory Services	3,066,751	984,940	1,277,175	807,603	807,603	(177,337)
62530 - Legal Service - External	3,328,341	4,261,192	4,407,429	4,385,189	4,285,189	23,997
62535 - Legal Service - Internal	2,644,423	2,283,596	2,869,298	2,740,436	2,740,436	456,840
62540 - Other Medical Services	105,110,645	108,697,622	107,556,339	115,320,961	115,268,961	6,571,339
62545 - Other Personnel Services	29,119,091	32,454,765	36,368,474	40,652,353	40,020,791	7,566,026
62550 - Outpatient Services	16,195,208	17,629,148	17,330,145	24,685,160	17,531,460	(97,688)
62555 - Staff Training Services	2,086,981	1,777,517	2,481,362	2,242,967	2,222,467	444,950
62560 - Temporary Help Services	3,138,820	8,385,917	8,194,029	6,322,500	6,022,500	(2,363,417)
62565 - Other Professional and Special Services	112,884,307	81,158,837	79,852,901	93,840,100	91,901,247	10,742,410
62570 - Contribution and Grants For Non-Governmental Agencies	2,798,994	4,569,974	6,396,381	4,863,085	3,322,000	(1,247,974)
62605 - Publications and Legal Notices	99,964	148,139	121,197	4,255,258	4,255,223	4,107,084
62705 - Rents and Leases - Buildings	8,070,604	1,847,621	2,392,749	2,404,195	2,404,195	556,574
62805 - Rents and Leases - Equipment	9,422,429	7,455,999	5,337,452	4,451,071	4,450,071	(3,005,928)
62925 - Social Services	20,030,730	29,481,802	29,436,250	21,765,993	21,765,993	(7,715,809)
62928 - Social Services - Services	7,791,953	-	-	-	-	-
62905 - Criminal Justice System	413,171	483,475	438,065	439,702	439,702	(43,773)
62910 - Elections	143,735	130,000	249,537	150,000	130,000	-
62915 - Purchases For Resale	19,335	30,000	30,000	25,000	25,000	(5,000)
62920 - Other Special Departmental Expenses	23,832,009	10,579,721	27,168,919	13,315,074	13,280,301	2,700,580
63005 - Employee Mileage Reimbursement	160,728	251,940	263,693	142,001	141,001	(110,939)
63010 - Employee Moving Expense	345,968	20,000	268,000	60,000	60,000	40,000
63015 - Fleet Service Charge	5,473,011	7,067,758	7,112,281	6,677,222	6,677,222	(390,536)
63020 - Nonemployee Transportation and Travel	148,179	40,045	25,136	29,414	28,414	(11,631)
63025 - Vehicle Maintenance - External	4,423,317	5,011,827	4,561,944	4,486,583	3,963,385	(1,048,442)

**County of Monterey**  
**Analysis of Expenditure by Object and Subobject**  
**All Funds**  
**Fiscal Year 2025-26**

Source Classification	Actual 2023-24	Adopted Budget 2024-25	Current Year Estimate 2024-25	Requested Budget 2025-26	Recommended Budget 2025-26	Recommended Change from Adopted
63030 - Vehicle Usage/Replacement	5,285,267	4,353,501	4,938,822	3,666,995	3,666,995	(686,506)
63035 - Conference/Lodging/Meals/Travel	2,188,687	2,031,379	2,081,497	2,255,513	2,253,013	221,634
63105 - Utilities	13,950,488	14,409,381	14,323,648	14,023,696	14,023,696	(385,685)
<b>Total Services and Supplies</b>	<b>\$ 554,930,788</b>	<b>\$ 524,640,265</b>	<b>\$ 526,827,953</b>	<b>\$ 555,219,507</b>	<b>\$ 543,737,384</b>	<b>\$ 19,097,119</b>
<b>Other Charges</b>						
70120 - Other Support and Care	\$ 10,825,979	\$ 11,854,930	\$ 12,500,911	\$ 12,821,073	\$ 12,821,073	\$ 966,143
70122 - Other Support and Care Rent	58,142	-	75,000	75,000	75,000	75,000
70105 - Out of Home Care	23,181,753	32,055,631	37,619,308	27,773,484	27,398,484	(4,657,147)
70110 - Public Assistance Payments	65,175,896	66,623,228	69,144,256	72,214,311	72,094,338	5,471,110
70115 - Reimbursement To Other Governmental Agencies	11,423,479	5,857,024	6,606,431	17,047,279	17,047,279	11,190,255
70205 - Bond Principal Payments	9,958,645	13,312,205	10,314,375	13,797,205	13,797,205	485,000
70305 - Other Debt Retirement	911,351	1,204,390	1,206,085	1,209,028	1,209,028	4,638
70310 - Lease Principal Payments	10,598,773	-	2,938,407	3,045,289	3,045,289	3,045,289
70405 - Interest on Bonds	5,502,880	5,438,593	3,240,515	5,021,423	5,021,423	(417,170)
70505 - Interest on Other Long-Term Debt	1,224,878	1,099,214	1,097,631	958,556	958,556	(140,658)
70510 - Lease Interest Payments	1,015,588	-	464,347	477,332	477,332	477,332
70610 - Other Interest	4,514	2,073	2,073	-	-	(2,073)
70705 - Claims, Judgments and Damages	34,473,316	32,416,803	32,489,815	34,518,917	34,518,917	2,102,114
70710 - Insurance Deductible	26,893	50,000	61,463	-	-	(50,000)
70905 - Taxes and Assessments	395,241	338,644	176,424	202,536	202,536	(136,108)
71010 - Depreciation	17,681	1,880,946	1,880,946	1,947,420	1,947,420	66,474
71205 - Contribution and Grants For Non-County Governmental Agencies	107,066,213	17,048,302	35,723,572	96,494,335	96,494,335	79,446,033
71305 - Cost Plan Charges	(2,608,929)	(72,292)	(984,508)	78,037,318	78,037,318	78,109,610
71310 - Expenditure Transfers	(8,401,717)	676,577	3,812,659	-	-	(676,577)
71315 - Reimbursement Clearing	-	-	(2,389,912)	(286,272)	(286,272)	(286,272)
71320 - Interfund Reimbursement	(34,862,765)	(36,253,500)	(36,541,843)	(45,151,525)	(44,598,129)	(8,344,629)
71325 - Intrafund Reimbursement	(20,721,938)	(27,515,314)	(28,192,182)	(27,845,521)	(27,845,521)	(330,207)
<b>Total Other Charges</b>	<b>\$ 215,265,873</b>	<b>\$ 126,017,454</b>	<b>\$ 151,245,774</b>	<b>\$ 292,357,188</b>	<b>\$ 292,415,611</b>	<b>\$ 166,398,157</b>
<b>Capital Assets</b>						
72205 - Land Improvement Expenditure	\$ (17,681)	-	-	-	-	-
72305 - Buildings and Improvements	987,418	7,469,400	5,574,396	7,702,440	7,702,440	233,040
72310 - Right-To-Use Expenditure - Buildings	-	5,449,954	2,550,550	4,447,306	4,447,306	(1,002,648)
72405 - Equipment Expenditure	8,063,906	12,670,571	9,543,206	15,992,927	13,406,407	735,836
72410 - Vehicles Expenditure	6,340,398	5,683,880	6,340,503	4,582,264	4,502,264	(1,181,616)
72415 - Right-To-Use Expenditure - Equipment	-	918,588	494,659	468,683	468,683	(449,905)
72420 - Right-To-Use Expenditure - Vehicles	-	-	548	548	548	548
72505 - Infrastructure Expenditure	77,682	989,675	262,948	-	-	(989,675)
72605 - Construction In Progress Expenditure	50,550,648	90,882,642	80,366,040	143,644,101	76,252,968	(14,629,674)
72720 - Right-To-Use Expenditure - SBITA	-	1,167,017	434,333	689,390	689,390	(477,627)
72725 - Intangible Assets Expense	432,655	94,407	1,662,467	96,000	96,000	1,593
<b>Total Capital Assets</b>	<b>\$ 66,435,027</b>	<b>\$ 125,326,134</b>	<b>\$ 107,229,650</b>	<b>\$ 177,623,659</b>	<b>\$ 107,566,006</b>	<b>\$ (17,760,128)</b>
<b>Other Financing Uses</b>						
73110 - Disbursement of Loans	-	\$ 2,650,000	\$ 450,000	\$ 150,000	\$ 150,000	\$ (2,500,000)
73120 - Operating Transfers Out	301,047,492	265,874,339	519,810,785	279,501,197	276,199,697	10,325,358
<b>Total Other Financing Uses</b>	<b>\$ 301,047,492</b>	<b>\$ 268,524,339</b>	<b>\$ 520,260,785</b>	<b>\$ 279,651,197</b>	<b>\$ 276,349,697</b>	<b>\$ 7,825,358</b>
<b>Appropriation for Contingencies</b>						
76105 - Contingencies	-	\$ 8,377,806	\$ 8,167,056	\$ 8,738,087	\$ 8,738,087	\$ 360,281
<b>Total Appropriation for Contingencies</b>	<b>-</b>	<b>\$ 8,377,806</b>	<b>\$ 8,167,056</b>	<b>\$ 8,738,087</b>	<b>\$ 8,738,087</b>	<b>\$ 360,281</b>
<b>Grand Total</b>	<b>\$ 2,022,603,974</b>	<b>\$ 2,011,451,241</b>	<b>\$ 2,251,151,551</b>	<b>\$ 2,376,113,730</b>	<b>\$ 2,266,735,851</b>	<b>\$ 255,284,610</b>

**County of Monterey  
Overtime  
All Funds  
Fiscal Year 2025-26**

Source Classification	Actual 2023-24	Adopted Budget 2024-25	Current Year Estimate 2024-25	Requested Budget 2025-26	Recommended Budget 2025-26	Recommended Change from Adopted
Agriculture Commissioner	\$ 28,196	\$ 50,500	\$ 30,362	\$ 39,000	\$ 39,000	\$ (11,500)
Assessor-County Clerk-Recorder	297	100	100	500	500	400
Auditor-Controller	2,192	-	853	-	-	-
Board of Supervisors	30	-	-	-	-	-
Clerk of the Board	-	-	-	100	100	100
County Administrative Office	16,111	2,500	1,976	2,500	2,500	-
County Counsel	775	1,500	3,549	1,500	1,500	-
Department of Child Support Services	3,338	2,000	2,000	2,000	2,000	-
Department of Emergency Management	36,036	11,632	20,700	42,700	42,700	31,068
District Attorney	70,041	60,100	121,435	120,275	120,275	60,175
Elections	15,339	15,000	21,289	20,000	15,000	-
Emergency Communication	825,734	1,197,769	940,556	1,183,357	1,183,357	(14,412)
Health	296,738	685,314	693,427	312,592	307,592	(377,722)
Housing and Community Development	18,494	26,898	26,898	67,903	67,903	41,005
Human Resources	941	-	249	-	-	-
Information Technology Department	82,022	25,000	40,083	75,000	75,000	50,000
Library	2,063	-	1,000	1,000	1,000	1,000
Natividad Medical Center	11,101,414	-	2,951,471	-	-	-
Probation	367,050	336,899	381,584	392,039	392,039	55,140
Public Defender	19,685	-	20,975	21,900	21,900	21,900
Public Works, Facilities and Parks	444,398	415,318	341,402	372,650	372,650	(42,668)
Sheriff-Coroner	4,151,303	5,025,108	4,275,852	6,183,984	4,183,984	(841,124)
Social Services	1,624,893	1,700,000	4,602,596	5,100,000	5,100,000	3,400,000
Treasurer-Tax Collector	346	-	-	-	-	-
<b>Grand Total</b>	<b>\$ 19,107,438</b>	<b>\$ 9,555,638</b>	<b>\$ 14,478,356</b>	<b>\$ 13,939,000</b>	<b>\$ 11,929,000</b>	<b>\$ 2,373,362</b>



# Countywide Position Summary

## Adopted FY 2024-25 to Recommended FY 2025-26 Positions

Classification Code	Classification Label	Adopted Budget 2023-2024	Adopted Budget 2024-2025	Recommended Budget 2025-2026	Change
10A01	BOARD OF SUPERVISORS CHAIRMAN	1.00	1.00	1.00	0.00
10A02	BOARD OF SUPERVISORS MEMBER	4.00	4.00	4.00	0.00
14H02	BOARD OF SUPERVISORS POLICY ANALYST	10.00	10.00	10.00	0.00
14H10	BOARD OF SUPERVISORS CHIEF OF STAFF	5.00	5.00	5.00	0.00
	<b>Total Board of Supervisors</b>	<b>20.00</b>	<b>20.00</b>	<b>20.00</b>	<b>0.00</b>
11A13	DIRECTOR OF EMERGENCY MANAGEMENT	1.00	1.00	1.00	0.00
14A25	EMERGENCY SERVICES MANAGER	1.00	2.00	2.00	0.00
14C30	MANAGEMENT ANALYST II	2.00	2.00	1.00	-1.00
20B95	FINANCE MANAGER I	1.00	1.00	1.00	0.00
41G01	EMERGENCY SERVICES PLANNER	4.00	4.00	4.00	0.00
80A33	ADMINISTRATIVE SECRETARY	1.00	1.00	1.00	0.00
	<b>Total Department of Emergency Management</b>	<b>10.00</b>	<b>11.00</b>	<b>10.00</b>	<b>-1.00</b>
11A01	ADMINISTRATIVE OFFICER	1.00	1.00	1.00	0.00
12E01	CHIEF ASSISTANT COUNTY ADMINISTRATIVE OFFICER	1.00	1.00	1.00	0.00
12E03	ASSISTANT COUNTY ADMINISTRATIVE OFFICER	1.00	2.00	2.00	0.00
12E16	WIB EXECUTIVE DIRECTOR	1.00	1.00	1.00	0.00
14A23	PRINCIPAL ADMINISTRATIVE ANALYST	6.00	6.00	5.00	-1.00
14A24	COUNTY BUDGET DIRECTOR	1.00	1.00	1.00	0.00
14A28	COUNTY COMMUNICATIONS DIRECTOR	1.00	1.00	1.00	0.00
14C30	MANAGEMENT ANALYST II	6.00	6.00	6.00	0.00
14C31	MANAGEMENT ANALYST III	10.00	8.00	8.00	0.00
14C37	COUNTY MEDIA ANALYST	1.00	1.00	1.00	0.00
14E20	BUYER II	3.00	3.00	3.00	0.00
14G02	MANAGEMENT ANALYST I	2.00	3.00	3.00	0.00
14M05	CANNABIS PROGRAM MANAGER	1.00	1.00	1.00	0.00
14M06	SUSTAINABILITY PROGRAM MANAGER	-	1.00	1.00	0.00
14M07	COMMUNITY ENGAGEMENT PROGRAM MANAGER	-	1.00	1.00	0.00
14M08	LEGISLATIVE PROGRAM MANAGER	-	1.00	1.00	0.00
14M12	ECONOMIC DEVELOPMENT MANAGER	1.00	1.00	1.00	0.00
14M25	COUNTY HOMELESS SERVICES DIRECTOR	1.00	1.00	1.00	0.00
14N35	CONTRACTS & PURCHASING OFFICER	1.00	1.00	1.00	0.00
20B11	ACCOUNTANT II	2.00	2.00	2.00	0.00
20B12	ACCOUNTANT III	1.00	1.00	1.00	0.00
20B93	FINANCE MANAGER II	2.00	2.00	2.00	0.00

# Countywide Position Summary

## Adopted FY 2024-25 to Recommended FY 2025-26 Positions

Classification Code	Classification Label	Adopted Budget 2023-2024	Adopted Budget 2024-2025	Recommended Budget 2025-2026	Change
43J09	SENIOR DEPARTMENTAL INFORMATION SYSTEMS COORDINATOR	1.00	1.00	1.00	0.00
60G21	WIB EMPLOYMENT PROGRAMS REPRESENTATIVE II	3.00	3.00	3.00	0.00
60G33	WIB EMPLOYMENT PROGRAMS REPRESENTATIVE III	1.00	1.00	1.00	0.00
70F80	SENIOR STOREKEEPER	1.00	1.00	1.00	0.00
80A32	SENIOR SECRETARY	4.00	4.00	4.00	0.00
80A97	EXECUTIVE ASSISTANT TO ADMINISTRATIVE OFFICER	1.00	1.00	1.00	0.00
80A99	ADMINISTRATIVE SECRETARY-CONFIDENTIAL	2.00	2.00	2.00	0.00
80J22	SENIOR ACCOUNT CLERK	1.00	1.00	1.00	0.00
80J30	ACCOUNTING TECHNICIAN	1.00	1.00	1.00	0.00
99ZXX	ALLOCATION ON LOAN XX	17.00	17.00	17.00	0.00
<b>Total County Administrative Office</b>		<b>75.00</b>	<b>78.00</b>	<b>77.00</b>	<b>-1.00</b>
11A07	DIRECTOR OF HUMAN RESOURCES	1.00	1.00	1.00	0.00
12C37	ASSISTANT DIRECTOR OF HUMAN RESOURCES	2.00	2.00	2.00	0.00
14B21	ASSOCIATE PERSONNEL ANALYST	12.00	11.00	10.00	-1.00
14B28	SUPERVISING PERSONNEL ANALYST	1.00	2.00	2.00	0.00
14B32	SENIOR PERSONNEL ANALYST	5.00	5.00	6.00	1.00
14B60	RISK & BENEFITS SPECIALIST-CONFIDENTIAL	1.00	1.00	1.00	0.00
14B62	ASSOCIATE RISK & BENEFITS ANALYST	2.00	2.00	2.00	0.00
14B63	SENIOR RISK & BENEFITS ANALYST	2.00	2.00	2.00	0.00
14C30	MANAGEMENT ANALYST II	2.00	2.00	2.00	0.00
14C31	MANAGEMENT ANALYST III	2.00	2.00	1.00	-1.00
14G02	MANAGEMENT ANALYST I	1.00	1.00	0.00	-1.00
14H03	PERSONNEL TECHNICIAN-CONFIDENTIAL	4.00	4.00	4.00	0.00
14M60	HR PROGRAM MANAGER I	-	-	1.00	1.00
14M61	HUMAN RESOURCES PROGRAM MANAGER	5.00	5.00	3.00	-2.00
20B93	FINANCE MANAGER II	1.00	1.00	1.00	0.00
80J30	ACCOUNTING TECHNICIAN	1.00	1.00	1.00	0.00
<b>Total Human Resources</b>		<b>42.00</b>	<b>42.00</b>	<b>39.00</b>	<b>-3.00</b>
14B25	EQUAL OPPORTUNITY OFFICER	1.00	1.00	1.00	0.00
14B47	ASSOCIATE EQUAL OPPORTUNITY ANALYST	1.00	-	-	-
14B49	SENIOR EQUAL OPPORTUNITY ANALYST	2.00	3.00	3.00	0.00

# Countywide Position Summary

## Adopted FY 2024-25 to Recommended FY 2025-26 Positions

Classification Code	Classification Label	Adopted Budget 2023-2024	Adopted Budget 2024-2025	Recommended Budget 2025-2026	Change
80A99	ADMINISTRATIVE SECRETARY-CONFIDENTIAL	1.00	1.00	1.00	0.00
	<b>Total Civil Rights Office</b>	<b>5.00</b>	<b>5.00</b>	<b>5.00</b>	<b>0.00</b>
10B02	AUDITOR-CONTROLLER	1.00	1.00	1.00	0.00
12A02	ASSISTANT AUDITOR-CONTROLLER	1.00	1.00	1.00	0.00
14B32	SENIOR PERSONNEL ANALYST	0.50	0.50	0.50	0.00
14C71	ADMINISTRATIVE SERVICES OFFICER	1.00	1.00	1.00	0.00
14P32	ERP BUSINESS ANALYST	8.00	8.00	8.00	0.00
16F41	DEPARTMENTAL INFORMATION SYSTEMS MANAGER II	1.00	1.00	1.00	0.00
20B21	ACCOUNTANT AUDITOR II	2.00	2.00	2.00	0.00
20B22	ACCOUNTANT AUDITOR III	9.00	9.00	9.00	0.00
20B24	AUDITOR-CONTROLLER ANALYST I	8.00	8.00	8.00	0.00
20B25	AUDITOR-CONTROLLER ANALYST II	5.00	5.00	5.00	0.00
20B31	INTERNAL AUDITOR II	1.00	1.00	1.00	0.00
20B32	INTERNAL AUDITOR III	-	1.00	1.00	0.00
20B97	CHIEF DEPUTY AUDITOR-CONTROLLER	4.00	4.00	4.00	0.00
80J21	ACCOUNT CLERK	1.00	1.00	1.00	0.00
80J30	ACCOUNTING TECHNICIAN	5.00	5.00	5.00	0.00
80J96	PAYROLL TECHNICIAN-CONFIDENTIAL	6.00	6.00	6.00	0.00
80J97	SENIOR PAYROLL TECHNICIAN - CONFIDENTIAL	2.00	2.00	2.00	0.00
80J98	SUPERVISING PAYROLL COORDINATOR-CONFIDENTIAL	1.00	1.00	1.00	0.00
	<b>Total Auditor-Controller</b>	<b>56.50</b>	<b>57.50</b>	<b>57.50</b>	<b>0.00</b>
10B06	TREASURER-TAX COLLECTOR	1.00	1.00	1.00	0.00
12A24	ASSISTANT TREASURER-TAX COLLECTOR	1.00	1.00	1.00	0.00
14C31	MANAGEMENT ANALYST III	3.00	3.00	3.00	0.00
14C47	CHIEF DEPUTY TREASURER-TAX COLLECTOR	3.00	3.00	3.00	0.00
14C70	ADMINISTRATIVE SERVICES ASSISTANT	1.00	1.00	1.00	0.00
14C71	ADMINISTRATIVE SERVICES OFFICER	1.00	1.00	1.00	0.00
16C88	BUSINESS TECHNOLOGY ANALYST III	1.00	1.00	1.00	0.00
20B10	ACCOUNTANT I	1.00	1.00	1.00	0.00
20B11	ACCOUNTANT II	2.00	2.00	2.00	0.00
20B12	ACCOUNTANT III	2.00	2.00	2.00	0.00
20B41	TREASURY OFFICER II	3.00	3.00	3.00	0.00
20B93	FINANCE MANAGER II	1.00	1.00	1.00	0.00
20B95	FINANCE MANAGER I	1.00	1.00	1.00	0.00
20B96	FINANCE SYSTEMS MANAGER	1.00	1.00	1.00	0.00
25A32	REVENUE OFFICER II	9.00	9.00	9.00	0.00
25A33	SUPERVISING REVENUE OFFICER	1.00	-	-	-

# Countywide Position Summary

## Adopted FY 2024-25 to Recommended FY 2025-26 Positions

Classification Code	Classification Label	Adopted Budget 2023-2024	Adopted Budget 2024-2025	Recommended Budget 2025-2026	Change
43J09	SENIOR DEPARTMENTAL INFORMATION SYSTEMS COORDINATOR	-	1.00	1.00	0.00
80J21	ACCOUNT CLERK	9.00	-	-	-
80J22	SENIOR ACCOUNT CLERK	1.00	10.00	10.00	0.00
80J30	ACCOUNTING TECHNICIAN	7.00	7.00	7.00	0.00
	<b>Total Treasurer-Tax Collector</b>	<b>49.00</b>	<b>49.00</b>	<b>49.00</b>	<b>0.00</b>
11B01	ASSESSOR-COUNTY CLERK-RECORDER	1.00	1.00	1.00	0.00
12A05	ASSISTANT COUNTY CLERK-RECORDER	1.00	1.00	1.00	0.00
12A15	ASSISTANT ASSESSOR-VALUATION	1.00	1.00	1.00	0.00
14B32	SENIOR PERSONNEL ANALYST	1.00	1.00	1.00	0.00
14C71	ADMINISTRATIVE SERVICES OFFICER	1.00	1.00	1.00	0.00
14G02	MANAGEMENT ANALYST I	1.00	1.00	1.00	0.00
14H03	PERSONNEL TECHNICIAN-CONFIDENTIAL	1.00	1.00	1.00	0.00
14K45	AUDITOR APPRAISER MANAGER	1.00	1.00	1.00	0.00
16C87	BUSINESS TECHNOLOGY ANALYST II	1.00	1.00	1.00	0.00
16F40	DEPARTMENTAL INFORMATION SYSTEMS MANAGER I	1.00	1.00	1.00	0.00
16F41	DEPARTMENTAL INFORMATION SYSTEMS MANAGER II	1.00	1.00	1.00	0.00
20B10	ACCOUNTANT I	1.00	1.00	1.00	0.00
20B95	FINANCE MANAGER I	1.00	1.00	1.00	0.00
28A21	APPRAISER II	13.00	13.00	13.00	0.00
28A22	APPRAISER III	5.00	5.00	5.00	0.00
28A80	SUPERVISING APPRAISER	2.00	2.00	2.00	0.00
28B21	AUDITOR-APPRAISER II	4.00	4.00	4.00	0.00
28B22	AUDITOR-APPRAISER III	1.00	1.00	1.00	0.00
43F80	SENIOR MAP DRAFTING TECHNICIAN	1.00	1.00	1.00	0.00
80A99	ADMINISTRATIVE SECRETARY-CONFIDENTIAL	1.00	1.00	1.00	0.00
80E21	OFFICE ASSISTANT II	7.00	7.00	7.00	0.00
80E22	OFFICE ASSISTANT III	5.00	5.00	7.00	2.00
80E80	PRINCIPAL OFFICE ASSISTANT	1.00	1.00	1.00	0.00
80E81	SUPERVISING OFFICE ASSISTANT I	2.00	2.00	2.00	0.00
80E82	SUPERVISING OFFICE ASSISTANT II	1.00	1.00	1.00	0.00
80E92	RECORDER SERVICES SUPERVISOR	1.00	1.00	1.00	0.00
80J22	SENIOR ACCOUNT CLERK	1.00	1.00	1.00	0.00
80J30	ACCOUNTING TECHNICIAN	1.00	1.00	1.00	0.00
80P22	PHOTOCOPYIST	2.00	2.00	-	-2.00
80R22	PROPERTY TRANSFER CLERK	3.00	3.00	3.00	0.00
80R23	SENIOR PROPERTY TRANSFER CLERK	1.00	1.00	1.00	0.00
	<b>Total Assessor-County Clerk-Recorder</b>	<b>65.00</b>	<b>65.00</b>	<b>65.00</b>	<b>0.00</b>

# Countywide Position Summary

## Adopted FY 2024-25 to Recommended FY 2025-26 Positions

Classification Code	Classification Label	Adopted Budget 2023-2024	Adopted Budget 2024-2025	Recommended Budget 2025-2026	Change
11A04	COUNTY COUNSEL	1.00	1.00	1.00	0.00
12C38	ASSISTANT COUNTY COUNSEL	2.00	2.00	2.00	0.00
12C39	CHIEF ASSISTANT COUNTY COUNSEL	1.00	1.00	1.00	0.00
14B62	ASSOCIATE RISK & BENEFITS ANALYST	1.00	1.00	-	-1.00
14B63	SENIOR RISK & BENEFITS ANALYST	1.00	1.00	-	-1.00
14B64	RISK MANAGER	1.00	1.00	1.00	0.00
14C30	MANAGEMENT ANALYST II	1.00	1.00	1.00	0.00
14C31	MANAGEMENT ANALYST III	2.00	2.00	2.00	0.00
14C32	SAFETY OFFICER	1.00	1.00	1.00	0.00
14C85	WORKERS COMPENSATION MANAGER	1.00	1.00	1.00	0.00
14C86	ERGONOMICS MANAGER	1.00	1.00	1.00	0.00
14D02	RISK MANAGEMENT ANALYST II	-	-	1.00	1.00
14D03	RISK MANAGEMENT ANALYST III	-	-	1.00	1.00
14N05	ADMINISTRATIVE OPERATIONS MANAGER	1.00	1.00	1.00	0.00
20B93	FINANCE MANAGER II	1.00	1.00	1.00	0.00
39B23	DEPUTY COUNTY COUNSEL IV	14.00	14.00	13.00	-1.00
39B25	CHIEF DEPUTY COUNTY COUNSEL	3.00	3.00	3.00	0.00
74K50	SAFETY COORDINATOR/INVESTIGATOR	3.00	3.00	3.00	0.00
80A34	SENIOR SECRETARY-CONFIDENTIAL	1.00	1.00	1.00	0.00
80A99	ADMINISTRATIVE SECRETARY-CONFIDENTIAL	1.00	1.00	1.00	0.00
80B26	LEGAL SECRETARY III	7.00	7.00	5.00	-2.00
99ZWC	ALLOCATION ON LOAN WORK COMP	10.00	10.00	10.00	0.00
<b>Total County Counsel</b>		<b>54.00</b>	<b>54.00</b>	<b>51.00</b>	<b>-3.00</b>
11A30	CLERK OF THE BOARD OF SUPERVISORS	1.00	1.00	1.00	0.00
14G02	MANAGEMENT ANALYST I	1.00	1.00	1.00	0.00
80E83	BOARD OF SUPERVISORS CLERK	3.00	3.00	3.00	0.00
<b>Total Clerk of the Board</b>		<b>5.00</b>	<b>5.00</b>	<b>5.00</b>	<b>0.00</b>
11A20	REGISTRAR OF VOTERS	1.00	1.00	1.00	0.00
12C14	ASSISTANT REGISTRAR OF VOTERS	1.00	1.00	1.00	0.00
14C30	MANAGEMENT ANALYST II	1.00	1.00	1.00	0.00
14J21	ELECTIONS SERVICES SPECIALIST II	2.00	2.00	2.00	0.00
14M80	ELECTIONS PROGRAM MANAGER	5.00	4.00	4.00	0.00
14N05	ADMINISTRATIVE OPERATIONS MANAGER	-	1.00	1.00	0.00
16C87	BUSINESS TECHNOLOGY ANALYST II	1.00	1.00	1.00	0.00
43J09	SENIOR DEPARTMENTAL INFORMATION SYSTEMS COORDINATOR	1.00	1.00	1.00	0.00
<b>Total Elections</b>		<b>12.00</b>	<b>12.00</b>	<b>12.00</b>	<b>0.00</b>

# Countywide Position Summary

## Adopted FY 2024-25 to Recommended FY 2025-26 Positions

Classification Code	Classification Label	Adopted Budget 2023-2024	Adopted Budget 2024-2025	Recommended Budget 2025-2026	Change
12C42	ASSISTANT DIRECTOR OF EMERGENCY COMMUNICATIONS	1.00	1.00	1.00	0.00
14A26	DIRECTOR OF EMERGENCY COMMUNICATIONS	1.00	1.00	1.00	0.00
14C70	ADMINISTRATIVE SERVICES ASSISTANT	1.00	1.00	1.00	0.00
14M13	EMERGENCY COMMUNICATIONS MANAGER	3.00	3.00	3.00	0.00
20B93	FINANCE MANAGER II	1.00	1.00	1.00	0.00
43J05	DEPARTMENTAL INFORMATION SYSTEMS COORDINATOR	1.00	1.00	1.00	0.00
43J09	SENIOR DEPARTMENTAL INFORMATION SYSTEMS COORDINATOR	1.00	1.00	1.00	0.00
80A99	ADMINISTRATIVE SECRETARY-CONFIDENTIAL	1.00	1.00	1.00	0.00
80S01	COMMUNICATIONS DISPATCHER I	6.00	-	-	-
80S21	COMMUNICATIONS DISPATCHER II	50.00	56.00	56.00	0.00
80S22	EMERGENCY COMMUNICATIONS SHIFT SUPERVISOR	9.00	9.00	8.00	-1.00
80S26	EMERGENCY COMMUNICATIONS OPERATIONS COORDINATOR	-	-	1.00	1.00
<b>Total Emergency Communication</b>		<b>75.00</b>	<b>75.00</b>	<b>75.00</b>	<b>0.00</b>
12C43	DEPUTY CHIEF INFORMATION OFFICER	2.00	2.00	2.00	0.00
12E18	CHIEF INFORMATION OFFICER	1.00	1.00	1.00	0.00
14B32	SENIOR PERSONNEL ANALYST	1.00	1.00	1.00	0.00
14C30	MANAGEMENT ANALYST II	2.00	2.00	2.00	0.00
14C31	MANAGEMENT ANALYST III	1.00	1.00	1.00	0.00
14H03	PERSONNEL TECHNICIAN-CONFIDENTIAL	1.00	1.00	1.00	0.00
14K52	CHIEF SECURITY OFFICER	1.00	1.00	1.00	0.00
14P20	INFORMATION TECHNOLOGY ARCHITECT	3.00	3.00	3.00	0.00
16C43	SOFTWARE ENGINEER I	1.00	1.00	1.00	0.00
16C44	SOFTWARE ENGINEER II	6.00	6.00	6.00	0.00
16C45	SOFTWARE ENGINEER III	17.00	17.00	17.00	0.00
16C54	INFORMATION TECHNOLOGY SYSTEMS ANALYST II	8.00	9.00	9.00	0.00
16C55	INFORMATION TECHNOLOGY SYSTEMS ANALYST III	19.00	19.00	19.00	0.00
16E25	INFORMATION TECHNOLOGY SECURITY ENGINEER III	2.00	2.00	2.00	0.00
16G24	GIS ANALYST II	1.00	1.00	1.00	0.00
16G25	GIS ANALYST III	2.00	2.00	2.00	0.00
20B11	ACCOUNTANT II	1.00	1.00	1.00	0.00
20B93	FINANCE MANAGER II	1.00	1.00	1.00	0.00

# Countywide Position Summary

## Adopted FY 2024-25 to Recommended FY 2025-26 Positions

Classification Code	Classification Label	Adopted Budget 2023-2024	Adopted Budget 2024-2025	Recommended Budget 2025-2026	Change
41N24	NETWORK SERVICES ENGINEER II	5.00	6.00	6.00	0.00
41N25	NETWORK SERVICES ENGINEER III	4.00	4.00	4.00	0.00
43A21	ENGINEERING AIDE II	1.00	1.00	1.00	0.00
43G01	INFORMATION TECHNOLOGY MANAGER	9.00	9.00	9.00	0.00
43G03	INFORMATION TECHNOLOGY PROJECT MANAGER II	3.00	3.00	3.00	0.00
43G04	INFORMATION TECHNOLOGY PROJECT MANAGER III	3.00	3.00	3.00	0.00
43L41	RADIO COMMUNICATIONS ENGINEER	2.00	2.00	2.00	0.00
43M35	INFORMATION TECHNOLOGY SUPPORT SPECIALIST	6.00	4.00	4.00	0.00
70F80	SENIOR STOREKEEPER	1.00	1.00	1.00	0.00
80A99	ADMINISTRATIVE SECRETARY-CONFIDENTIAL	1.00	1.00	1.00	0.00
80E80	PRINCIPAL OFFICE ASSISTANT	2.00	2.00	2.00	0.00
80J30	ACCOUNTING TECHNICIAN	3.00	3.00	3.00	0.00
<b>Total Information Technology Department</b>		<b>110.00</b>	<b>110.00</b>	<b>110.00</b>	<b>0.00</b>
10B04	DISTRICT ATTORNEY	1.00	1.00	1.00	0.00
12A03	CHIEF ASSISTANT DISTRICT ATTORNEY	1.00	1.00	1.00	0.00
12A04	ASSISTANT DISTRICT ATTORNEY	4.00	4.00	4.00	0.00
14C30	MANAGEMENT ANALYST II	1.00	2.00	2.00	0.00
14C70	ADMINISTRATIVE SERVICES ASSISTANT	1.00	1.00	1.00	0.00
14C75	ADMINISTRATIVE ASSISTANT TO DISTRICT ATTORNEY	1.00	1.00	1.00	0.00
14C87	VICTIM/WITNESS ASSISTANCE PROGRAM MANAGER	1.00	1.00	1.00	0.00
14G02	MANAGEMENT ANALYST I	-	1.00	1.00	0.00
14K60	CHIEF DISTRICT ATTORNEY INVESTIGATOR	1.00	1.00	1.00	0.00
20B10	ACCOUNTANT I	1.00	1.00	1.00	0.00
20B11	ACCOUNTANT II	1.00	1.00	1.00	0.00
20B12	ACCOUNTANT III	2.00	2.00	0.00	-2.00
20B50	FORENSIC AUDITOR	-	-	2.00	2.00
20B93	FINANCE MANAGER II	1.00	1.00	1.00	0.00
34A20	DISTRICT ATTORNEY INVESTIGATOR I	5.00	5.00	5.00	0.00
34A22	DISTRICT ATTORNEY INVESTIGATOR III	21.00	21.00	23.00	2.00
34A80	DISTRICT ATTORNEY INVESTIGATIVE CAPTAIN	2.00	2.00	2.00	0.00
34G10	INVESTIGATIVE AIDE	6.00	6.00	6.00	0.00
39C01	LEGAL ASSISTANT	4.00	4.00	4.00	0.00
39D31	DEPUTY DISTRICT ATTORNEY IV	54.00	53.00	45.00	-8.00
39D32	CHIEF DEPUTY DISTRICT ATTORNEY	1.00	1.00	1.00	0.00
43G05	DIGITAL FORENSIC INVESTIGATOR	1.00	1.00	1.00	0.00



# Countywide Position Summary

## Adopted FY 2024-25 to Recommended FY 2025-26 Positions

Classification Code	Classification Label	Adopted Budget 2023-2024	Adopted Budget 2024-2025	Recommended Budget 2025-2026	Change
43J05	DEPARTMENTAL INFORMATION SYSTEMS COORDINATOR	1.00	1.00	1.00	0.00
60K02	VICTIM ASSISTANCE ADVOCATE	10.00	10.00	8.00	-2.00
60K03	VICTIM/WITNESS ASSISTANCE PROGRAM COORDINATOR	2.00	2.00	2.00	0.00
80B11	LEGAL TYPIST	7.00	7.00	7.00	0.00
80B22	LEGAL SECRETARY II	24.00	24.00	21.00	-3.00
80B24	SUPERVISING LEGAL SECRETARY	3.00	3.00	3.00	0.00
80B26	LEGAL SECRETARY III	3.00	3.00	4.00	1.00
	<b>Total District Attorney</b>	<b>160.00</b>	<b>161.00</b>	<b>151.00</b>	<b>-10.00</b>
11A26	DIRECTOR OF CHILD SUPPORT SERVICES	1.00	1.00	1.00	0.00
14C30	MANAGEMENT ANALYST II	1.00	1.00	1.00	0.00
14K62	DEPUTY DIRECTOR CHILD SUPPORT SERVICES	1.00	1.00	1.00	0.00
20B11	ACCOUNTANT II	1.00	1.00	1.00	0.00
20B95	FINANCE MANAGER I	1.00	1.00	1.00	0.00
25C18	CHILD SUPPORT ASSISTANT II	5.00	5.00	3.00	-2.00
25C23	CHILD SUPPORT OFFICER II	40.00	40.00	33.00	-7.00
25C24	CHILD SUPPORT OFFICER III	8.00	8.00	8.00	0.00
25C81	SUPERVISING CHILD SUPPORT OFFICER	5.00	5.00	5.00	0.00
25C82	CHILD SUPPORT PERFORMANCE SPECIALIST	1.00	1.00	1.00	0.00
34G21	CIVIL PROCESS SERVER	1.00	1.00	1.00	0.00
34G22	SENIOR CIVIL PROCESS SERVER	1.00	1.00	1.00	0.00
39A47	CHIEF CHILD SUPPORT ATTORNEY	1.00	1.00	1.00	0.00
39D36	CHILD SUPPORT ATTORNEY IV	3.00	3.00	3.00	0.00
70F21	COURIER	1.00	1.00	1.00	0.00
80B22	LEGAL SECRETARY II	1.00	1.00	1.00	0.00
80D23	LEGAL PROCESS CLERK	1.00	1.00	1.00	0.00
80E21	OFFICE ASSISTANT II	1.00	1.00	1.00	0.00
80E80	PRINCIPAL OFFICE ASSISTANT	1.00	1.00	1.00	0.00
80J20	ACCOUNTING CLERICAL SUPERVISOR	1.00	1.00	1.00	0.00
80J21	ACCOUNT CLERK	3.00	3.00	3.00	0.00
80J22	SENIOR ACCOUNT CLERK	1.00	1.00	1.00	0.00
80J30	ACCOUNTING TECHNICIAN	2.00	2.00	2.00	0.00
	<b>Total Department of Child Support Services</b>	<b>82.00</b>	<b>82.00</b>	<b>73.00</b>	<b>-9.00</b>
11A18	PUBLIC DEFENDER	1.00	1.00	1.00	0.00
12A06	CHIEF ASSISTANT PUBLIC DEFENDER	1.00	1.00	1.00	0.00
12C11	ASSISTANT PUBLIC DEFENDER	2.00	2.00	2.00	0.00
14C30	MANAGEMENT ANALYST II	2.00	2.00	2.00	0.00
14C31	MANAGEMENT ANALYST III	-	1.00	1.00	0.00
20B10	ACCOUNTANT I	1.00	1.00	1.00	0.00

# Countywide Position Summary

## Adopted FY 2024-25 to Recommended FY 2025-26 Positions

Classification Code	Classification Label	Adopted Budget 2023-2024	Adopted Budget 2024-2025	Recommended Budget 2025-2026	Change
20B95	FINANCE MANAGER I	1.00	1.00	1.00	0.00
34D40	PUBLIC DEFENDER INVESTIGATOR III	6.00	7.00	7.00	0.00
34D78	CHIEF PUBLIC DEFENDER INVESTIGATOR	1.00	1.00	1.00	0.00
39P31	DEPUTY PUBLIC DEFENDER IV	26.00	27.00	27.00	0.00
39P35	CHIEF DEPUTY PUBLIC DEFENDER	4.00	3.00	3.00	0.00
60B21	PSYCHIATRIC SOCIAL WORKER II	1.00	1.00	1.00	0.00
80A99	ADMINISTRATIVE SECRETARY- CONFIDENTIAL	1.00	1.00	1.00	0.00
80B22	LEGAL SECRETARY II	9.00	9.00	9.00	0.00
80B24	SUPERVISING LEGAL SECRETARY	1.00	1.00	1.00	0.00
80B26	LEGAL SECRETARY III	1.00	1.00	1.00	0.00
80E22	OFFICE ASSISTANT III	1.00	1.00	1.00	0.00
80J21	ACCOUNT CLERK	1.00	1.00	1.00	0.00
	<b>Total Public Defender</b>	<b>60.00</b>	<b>62.00</b>	<b>62.00</b>	<b>0.00</b>
10B05	SHERIFF	1.00	1.00	1.00	0.00
12A10	CHIEF DEPUTY SHERIFF	3.00	3.00	3.00	0.00
12A13	UNDERSHERIFF	1.00	1.00	1.00	0.00
14B01	PERSONNEL ANALYST	1.00	1.00	1.00	0.00
14C30	MANAGEMENT ANALYST II	-	-	1.00	1.00
14C31	MANAGEMENT ANALYST III	3.00	3.00	3.00	0.00
14G02	MANAGEMENT ANALYST I	1.00	3.00	2.00	-1.00
14H33	CRIMINAL INTELLIGENCE SPECIALIST	2.00	2.00	1.00	-1.00
14N05	ADMINISTRATIVE OPERATIONS MANAGER	-	-	1.00	1.00
16F41	DEPARTMENTAL INFORMATION SYSTEMS MANAGER II	1.00	1.00	1.00	0.00
20B11	ACCOUNTANT II	1.00	2.00	2.00	0.00
20B12	ACCOUNTANT III	1.00	1.00	1.00	0.00
20B93	FINANCE MANAGER II	1.00	1.00	1.00	0.00
34E22	FORENSIC EVIDENCE TECHNICIAN	2.00	2.00	2.00	0.00
34E30	SUPERVISING FORENSIC EVIDENCE TECHNICIAN	1.00	1.00	1.00	0.00
34G21	CIVIL PROCESS SERVER	1.00	1.00	1.00	0.00
34P31	VEHICLE ABATEMENT ENFORCEMENT OFFICER	2.00	2.00	2.00	0.00
36A22	DEPUTY SHERIFF-OPERATIONS	112.00	112.00	101.00	-11.00
36A23	SHERIFFS SERGEANT	35.00	37.00	38.00	1.00
36A24	SHERIFFS INVESTIGATIVE SERGEANT	3.00	3.00	3.00	0.00
36A81	SHERIFFS CAPTAIN	1.00	1.00	1.00	0.00
36A82	SHERIFFS COMMANDER	10.00	10.00	11.00	1.00
36E21	DEPUTY SHERIFF-CORRECTIONS	153.00	155.00	151.00	-4.00
43G05	DIGITAL FORENSIC INVESTIGATOR	1.00	1.00	1.00	0.00

# Countywide Position Summary

## Adopted FY 2024-25 to Recommended FY 2025-26 Positions

Classification Code	Classification Label	Adopted Budget 2023-2024	Adopted Budget 2024-2025	Recommended Budget 2025-2026	Change
43J09	SENIOR DEPARTMENTAL INFORMATION SYSTEMS COORDINATOR	3.00	3.00	3.00	0.00
43J15	SUPERVISING DEPARTMENTAL INFORMATION SYSTEMS COORDINATOR	1.00	2.00	2.00	0.00
50S01	FORENSIC AUTOPSY TECHNICIAN	2.00	2.00	2.00	0.00
60G54	SHERIFF'S WORK ALTERNATIVE SPECIALIST	4.00	4.00	3.00	-1.00
60I02	PROGRAM MANAGER II	1.00	1.00	1.00	0.00
60S21	CRIME PREVENTION SPECIALIST	1.00	1.00	1.00	0.00
70F80	SENIOR STOREKEEPER	1.00	1.00	1.00	0.00
70K92	SHERIFFS CORRECTIONAL COOK II	5.00	5.00	5.00	0.00
70N10	INMATE SERVICES SPECIALIST	5.00	7.00	5.00	-2.00
72A40	SENIOR INMATE SERVICES SPECIALIST	1.00	1.00	1.00	0.00
72C25	VEHICLE MAINTENANCE COORDINATOR	1.00	1.00	0.00	-1.00
80A32	SENIOR SECRETARY	1.00	1.00	1.00	0.00
80A34	SENIOR SECRETARY-CONFIDENTIAL	1.00	1.00	1.00	0.00
80A99	ADMINISTRATIVE SECRETARY-CONFIDENTIAL	1.00	1.00	1.00	0.00
80E22	OFFICE ASSISTANT III	3.00	5.00	3.00	-2.00
80I01	SENIOR CIVIL CLERK	1.00	-	-	-
80I06	SHERIFFS PROPERTY TECHNICIAN	2.00	2.00	1.00	-1.00
80I07	CORRECTIONS SPECIALIST	11.00	11.00	11.00	0.00
80I08	SENIOR CORRECTIONS SPECIALIST	3.00	3.00	3.00	0.00
80I10	CUSTODY AND CONTROL SPECIALIST	47.00	47.00	45.00	-2.00
80I15	SHERIFFS RECORDS SPECIALIST I	2.00	2.00	0.00	-2.00
80I16	SHERIFFS RECORDS SPECIALIST II	18.00	18.00	15.00	-3.00
80I17	SENIOR SHERIFFS RECORDS SPECIALIST	5.00	5.00	4.00	-1.00
80I20	SHERIFFS RECORDS SUPERVISOR	4.00	4.00	4.00	0.00
80J20	ACCOUNTING CLERICAL SUPERVISOR	1.00	-	-	-
80J21	ACCOUNT CLERK	1.00	1.00	1.00	0.00
80J22	SENIOR ACCOUNT CLERK	3.00	3.00	3.00	0.00
80J30	ACCOUNTING TECHNICIAN	4.00	4.00	4.00	0.00
80M02	PATIENT FINANCIAL SERVICES SPECIALIST II	-	1.00	1.00	0.00
<b>Total Sheriff-Coroner</b>		<b>470.00</b>	<b>481.00</b>	<b>453.00</b>	<b>-28.00</b>
11A06	CHIEF PROBATION OFFICER	1.00	1.00	1.00	0.00
12C35	ASSISTANT CHIEF PROBATION OFFICER	1.00	1.00	1.00	0.00
14B21	ASSOCIATE PERSONNEL ANALYST	-	1.00	1.00	0.00
14B32	SENIOR PERSONNEL ANALYST	1.00	1.00	1.00	0.00
14C30	MANAGEMENT ANALYST II	3.00	3.00	4.00	1.00
14C31	MANAGEMENT ANALYST III	2.00	2.00	2.00	0.00

# Countywide Position Summary

## Adopted FY 2024-25 to Recommended FY 2025-26 Positions

Classification Code	Classification Label	Adopted Budget 2023-2024	Adopted Budget 2024-2025	Recommended Budget 2025-2026	Change
14H03	PERSONNEL TECHNICIAN- CONFIDENTIAL	1.00	1.00	1.00	0.00
16C87	BUSINESS TECHNOLOGY ANALYST II	2.00	2.00	2.00	0.00
16F41	DEPARTMENTAL INFORMATION SYSTEMS MANAGER II	1.00	1.00	1.00	0.00
20B10	ACCOUNTANT I	2.00	2.00	2.00	0.00
20B11	ACCOUNTANT II	1.00	1.00	1.00	0.00
20B12	ACCOUNTANT III	1.00	1.00	1.00	0.00
20B93	FINANCE MANAGER II	1.00	1.00	1.00	0.00
43J09	SENIOR DEPARTMENTAL INFORMATION SYSTEMS COORDINATOR	1.00	1.00	1.00	0.00
60F02	PROBATION AIDE	19.50	21.50	21.50	0.00
60F22	DEPUTY PROBATION OFFICER II	74.00	74.00	74.00	0.00
60F23	DEPUTY PROBATION OFFICER III	25.00	25.00	25.00	0.00
60F84	PROBATION SERVICES MANAGER	14.00	14.00	14.00	0.00
60F85	PROBATION DIVISION MANAGER	4.00	4.00	4.00	0.00
60F87	JUVENILE INSTITUTIONS SUPERVISOR	9.00	9.00	9.00	0.00
60F89	JUVENILE INSTITUTIONS OFFICER II	73.00	73.00	73.00	0.00
60F90	SENIOR JUVENILE INSTITUTIONS OFFICER	13.00	13.00	13.00	0.00
60I02	PROGRAM MANAGER II	1.00	1.00	0.00	-1.00
60K02	VICTIM ASSISTANCE ADVOCATE	2.00	2.00	2.00	0.00
70K23	COOK	5.00	5.00	5.00	0.00
70K25	SENIOR COOK	1.00	1.00	1.00	0.00
70K80	HEAD COOK	1.00	1.00	1.00	0.00
70K83	FOOD ADMINISTRATOR-PROBATION	1.00	1.00	1.00	0.00
72A23	BUILDING MAINTENANCE WORKER	1.00	1.00	1.00	0.00
72A29	SENIOR BUILDING MAINTENANCE WORKER	1.00	1.00	1.00	0.00
80A30	SECRETARIAL ASSISTANT	1.00	1.00	1.00	0.00
80A32	SENIOR SECRETARY	1.00	1.00	1.00	0.00
80A99	ADMINISTRATIVE SECRETARY- CONFIDENTIAL	1.00	1.00	1.00	0.00
80E21	OFFICE ASSISTANT II	16.00	16.00	17.00	1.00
80E22	OFFICE ASSISTANT III	8.00	8.00	8.00	0.00
80E82	SUPERVISING OFFICE ASSISTANT II	2.00	2.00	2.00	0.00
80J22	SENIOR ACCOUNT CLERK	1.00	1.00	1.00	0.00
80J30	ACCOUNTING TECHNICIAN	4.00	4.00	4.00	0.00
80W21	WORD PROCESSOR	2.00	1.00	-	-1.00
	<b>Total Probation</b>	<b>298.50</b>	<b>300.50</b>	<b>300.50</b>	<b>0.00</b>
11A02	AGRICULTURAL COMMISSIONER	1.00	1.00	1.00	0.00
12C01	ASSISTANT AGRICULTURAL COMMISSIONER	1.00	1.00	1.00	0.00
14B32	SENIOR PERSONNEL ANALYST	1.00	1.00	1.00	0.00

# Countywide Position Summary

## Adopted FY 2024-25 to Recommended FY 2025-26 Positions

Classification Code	Classification Label	Adopted Budget 2023-2024	Adopted Budget 2024-2025	Recommended Budget 2025-2026	Change
14C31	MANAGEMENT ANALYST III	1.00	1.00	1.00	0.00
14H03	PERSONNEL TECHNICIAN-CONFIDENTIAL	1.00	1.00	1.00	0.00
16G25	GIS ANALYST III	1.00	1.00	1.00	0.00
20B10	ACCOUNTANT I	1.00	1.00	1.00	0.00
20B95	FINANCE MANAGER I	1.00	1.00	1.00	0.00
30G22	WEIGHTS/MEASURES INSPECTOR III	5.00	5.00	5.00	0.00
30N05	AGRICULTURAL ASSISTANT II	11.00	11.00	11.00	0.00
30N22	AGRICULTURAL INSPECTOR/BIOLOGIST III	32.00	32.00	32.00	0.00
30N50	AGRICULTURAL PROGRAMS BIOLOGIST	1.00	1.00	1.00	0.00
30N80	DEPUTY AGRICULTURAL COMMISSIONER	8.00	8.00	8.00	0.00
30N81	CHIEF DEPUTY AGRICULTURAL COMMISSIONER	3.00	3.00	3.00	0.00
43J15	SUPERVISING DEPARTMENTAL INFORMATION SYSTEMS COORDINATOR	1.00	1.00	1.00	0.00
80A99	ADMINISTRATIVE SECRETARY-CONFIDENTIAL	1.00	1.00	1.00	0.00
80E22	OFFICE ASSISTANT III	2.00	2.00	2.00	0.00
80G21	DATA ENTRY OPERATOR II	1.00	1.00	1.00	0.00
80J22	SENIOR ACCOUNT CLERK	1.00	1.00	1.00	0.00
80J30	ACCOUNTING TECHNICIAN	1.00	1.00	1.00	0.00
<b>Total Agriculture Commissioner</b>		<b>75.00</b>	<b>75.00</b>	<b>75.00</b>	<b>0.00</b>
11A34	DIRECTOR OF HOUSING AND COMMUNITY DEVELOPMENT	1.00	1.00	1.00	0.00
14C30	MANAGEMENT ANALYST II	4.00	4.00	3.00	-1.00
14C31	MANAGEMENT ANALYST III	1.00	1.00	1.00	0.00
14G02	MANAGEMENT ANALYST I	1.00	1.00	1.00	0.00
14H30	RMA OMBUDSPERSON	1.00	1.00	1.00	0.00
14K46	PERMIT CENTER MANAGER	1.00	1.00	1.00	0.00
14K47	BUILDING SERVICES MANAGER	1.00	1.00	1.00	0.00
14K50	CHIEF OF PLANNING	1.00	1.00	1.00	0.00
14K51	PRINCIPAL PLANNER	2.00	2.00	3.00	1.00
14M22	HOUSING PROGRAM MANAGER	1.00	1.00	1.00	0.00
20B10	ACCOUNTANT I	1.00	1.00	1.00	0.00
20B95	FINANCE MANAGER I	2.00	2.00	2.00	0.00
30D21	BUILDING INSPECTOR II	5.00	5.00	5.00	0.00
30D22	SENIOR BUILDING INSPECTOR	1.00	1.00	1.00	0.00
30D25	CHIEF OF BUILDING SERVICES	1.00	1.00	1.00	0.00
34P26	CODE COMPLIANCE INSPECTOR II	8.00	8.00	10.00	2.00
34P27	SENIOR CODE COMPLIANCE INSPECTOR	1.00	1.00	1.00	0.00

# Countywide Position Summary

## Adopted FY 2024-25 to Recommended FY 2025-26 Positions

Classification Code	Classification Label	Adopted Budget 2023-2024	Adopted Budget 2024-2025	Recommended Budget 2025-2026	Change
41A10	ASSISTANT ENGINEER	2.00	2.00	2.00	0.00
41A20	CIVIL ENGINEER	1.00	1.00	0.00	-1.00
41A22	SENIOR CIVIL ENGINEER	1.00	1.00	1.00	0.00
41B21	BUILDING PLANS EXAMINER	4.00	4.00	5.00	1.00
41C02	WATER RESOURCES HYDROLOGIST	2.00	2.00	2.00	0.00
41C14	ASSOCIATE WATER RESOURCES HYDROLOGIST	1.00	1.00	1.00	0.00
41F11	ASSOCIATE PLANNER	12.00	12.00	13.00	1.00
41F22	SENIOR PLANNER	4.00	4.00	4.00	0.00
41F23	SUPERVISING PLANNER	2.00	2.00	2.00	0.00
41F31	REDEVELOPMENT/HOUSING PROJECT ANALYST II	1.00	1.00	1.00	0.00
41F32	REDEVELOPMENT/HOUSING PROJECT ANALYST III	1.00	1.00	1.00	0.00
43A22	ENGINEERING AIDE III	1.00	1.00	1.00	0.00
43A23	ENGINEERING TECHNICIAN	2.00	2.00	2.00	0.00
43B03	WATER RESOURCES TECHNICIAN	2.00	2.00	2.00	0.00
43C10	PERMIT TECHNICIAN I	3.00	3.00	3.00	0.00
43C11	PERMIT TECHNICIAN II	5.00	5.00	5.00	0.00
43C12	PERMIT TECHNICIAN III	3.00	3.00	4.00	1.00
80A31	SECRETARY	2.00	2.00	2.00	0.00
80A32	SENIOR SECRETARY	2.00	2.00	2.00	0.00
80A33	ADMINISTRATIVE SECRETARY	1.00	1.00	1.00	0.00
80A99	ADMINISTRATIVE SECRETARY- CONFIDENTIAL	1.00	1.00	1.00	0.00
80E01	OFFICE ASSISTANT I	1.00	1.00	1.00	0.00
80E21	OFFICE ASSISTANT II	10.00	10.00	10.00	0.00
80E22	OFFICE ASSISTANT III	3.00	3.00	3.00	0.00
80E80	PRINCIPAL OFFICE ASSISTANT	1.00	1.00	1.00	0.00
80E82	SUPERVISING OFFICE ASSISTANT II	1.00	1.00	1.00	0.00
80J22	SENIOR ACCOUNT CLERK	1.00	1.00	1.00	0.00
80J30	ACCOUNTING TECHNICIAN	1.00	1.00	1.00	0.00
<b>Total Housing and Community Development</b>		<b>104.00</b>	<b>104.00</b>	<b>108.00</b>	<b>4.00</b>
11A33	DIRECTOR OF PUBLIC WORKS, FACILITIES AND PARKS	1.00	1.00	1.00	0.00
12C23	ASSISTANT DIRECTOR OF PUBLIC WORKS, FACILITIES AND PARKS	1.00	1.00	1.00	0.00
14A10	PROJECT MANAGER I	1.00	1.00	1.00	0.00
14A11	PROJECT MANAGER II	5.00	5.00	5.00	0.00
14A12	PROJECT MANAGER III	4.00	4.00	4.00	0.00
14B21	ASSOCIATE PERSONNEL ANALYST	1.00	1.00	1.00	0.00
14B32	SENIOR PERSONNEL ANALYST	1.00	1.00	1.00	0.00
14C30	MANAGEMENT ANALYST II	8.00	7.00	7.00	0.00
14C31	MANAGEMENT ANALYST III	4.00	4.00	4.00	0.00

# Countywide Position Summary

## Adopted FY 2024-25 to Recommended FY 2025-26 Positions

Classification Code	Classification Label	Adopted Budget 2023-2024	Adopted Budget 2024-2025	Recommended Budget 2025-2026	Change
14C70	ADMINISTRATIVE SERVICES ASSISTANT	1.00	1.00	1.00	0.00
14C74	REAL PROPERTY SPECIALIST	1.00	1.00	1.00	0.00
14E01	BUYER I	1.00	1.00	1.00	0.00
14G02	MANAGEMENT ANALYST I	1.00	1.00	0.00	-1.00
14H03	PERSONNEL TECHNICIAN- CONFIDENTIAL	1.00	1.00	1.00	0.00
14H64	FLEET MANAGER	1.00	1.00	1.00	0.00
14K48	CAPITAL IMPROVEMENT MANAGER	2.00	2.00	2.00	0.00
14K63	CHIEF OF FACILITIES	1.00	1.00	1.00	0.00
14K70	CHIEF OF PARKS	1.00	1.00	1.00	0.00
14N05	ADMINISTRATIVE OPERATIONS MANAGER	4.00	4.00	3.00	-1.00
16G24	GIS ANALYST II	1.00	1.00	1.00	0.00
20B10	ACCOUNTANT I	3.00	3.00	3.00	0.00
20B11	ACCOUNTANT II	3.00	3.00	3.00	0.00
20B12	ACCOUNTANT III	2.00	3.00	3.00	0.00
20B93	FINANCE MANAGER II	1.00	1.00	2.00	1.00
20B94	FINANCE MANAGER III	1.00	1.00	1.00	0.00
20B95	FINANCE MANAGER I	2.00	2.00	1.00	-1.00
30D31	CHIEF OF PUBLIC WORKS	1.00	1.00	1.00	0.00
34X21	GUARD	2.00	2.00	2.00	0.00
41A10	ASSISTANT ENGINEER	9.00	9.00	9.00	0.00
41A20	CIVIL ENGINEER	4.00	4.00	4.00	0.00
41A22	SENIOR CIVIL ENGINEER	3.00	3.00	4.00	1.00
41A87	CHIEF OF SURVEYS	1.00	1.00	1.00	0.00
41C02	WATER RESOURCES HYDROLOGIST	1.00	1.00	0.00	-1.00
41C14	ASSOCIATE WATER RESOURCES HYDROLOGIST	1.00	1.00	1.00	0.00
41C17	SENIOR WATER RESOURCES HYDROLOGIST	1.00	1.00	1.00	0.00
41F85	PARKS PLANNING MANAGER	1.00	1.00	0.00	-1.00
43A23	ENGINEERING TECHNICIAN	8.00	8.00	8.00	0.00
43B03	WATER RESOURCES TECHNICIAN	1.00	1.00	1.00	0.00
43L18	COMMUNICATIONS TECHNICIAN III	1.00	1.00	1.00	0.00
43L20	COMMUNICATIONS TECHNICIAN I	1.00	1.00	1.00	0.00
43L42	VEHICLE INSTALLATION SPECIALIST	1.00	1.00	1.00	0.00
65C10	PARKS MUSEUM ASSISTANT	1.00	1.00	1.00	0.00
68A30	RANGE MASTER	1.00	1.00	1.00	0.00
68A41	COUNTY PARK RANGER II	3.00	4.00	2.00	-2.00
68A42	COUNTY PARK RANGER III	2.00	2.00	2.00	0.00
68A43	COUNTY PARK RANGER SUPERVISOR	1.00	1.00	1.00	0.00
68C01	PARK SERVICES AIDE I	3.00	3.00	2.00	-1.00
68C02	RANGE AIDE	1.00	1.00	1.00	0.00
68C21	PARK SERVICES AIDE II	2.00	2.00	2.00	0.00
68C23	PARK SERVICES AIDE III	1.00	1.00	1.00	0.00



# Countywide Position Summary

## Adopted FY 2024-25 to Recommended FY 2025-26 Positions

Classification Code	Classification Label	Adopted Budget 2023-2024	Adopted Budget 2024-2025	Recommended Budget 2025-2026	Change
70C20	SENIOR GROUNDSKEEPER	1.00	1.00	1.00	0.00
70C21	GROUNDSKEEPER	4.00	4.00	4.00	0.00
70C80	GROUNDS SUPERVISOR	1.00	1.00	1.00	0.00
70F10	FLEET PARTS COORDINATOR	1.00	1.00	1.00	0.00
70F12	SENIOR FLEET PARTS COORDINATOR	1.00	1.00	1.00	0.00
70F21	COURIER	5.00	5.00	5.00	0.00
70F23	STOREKEEPER	5.00	5.00	5.00	0.00
70F81	SUPERVISING STOREKEEPER	1.00	1.00	1.00	0.00
70N01	OFFICE MAINTENANCE WORKER	2.00	2.00	1.00	-1.00
72A23	BUILDING MAINTENANCE WORKER	12.00	12.00	13.00	1.00
72A29	SENIOR BUILDING MAINTENANCE WORKER	2.00	2.00	2.00	0.00
72A81	BUILDING MAINTENANCE SUPERVISOR	3.00	3.00	3.00	0.00
72B31	PARKS BUILDING & GROUNDS WORKER II	10.00	10.00	10.00	0.00
72B32	PARKS BUILDING & GROUNDS WORKER SUPERVISOR	5.00	5.00	4.00	-1.00
72B40	PARKS UTILITIES & WATER SYSTEMS SPECIALIST	3.00	3.00	3.00	0.00
72B41	SENIOR PARKS UTILITIES & WATER SYSTEMS SPECIALIST	1.00	1.00	0.00	-1.00
72C20	MECHANIC I	1.00	1.00	1.00	0.00
72C23	MECHANIC II	11.00	11.00	11.00	0.00
72C26	MECHANIC III	2.00	2.00	2.00	0.00
72C82	SUPERVISING MECHANIC	1.00	1.00	1.00	0.00
72C83	FLEET SERVICE WRITER	1.00	1.00	1.00	0.00
74D12	ROAD MAINTENANCE WORKER	28.00	28.00	28.00	0.00
74D13	SENIOR ROAD MAINTENANCE WORKER	8.00	8.00	8.00	0.00
74D81	ASSISTANT ROAD SUPERINTENDENT	5.00	5.00	5.00	0.00
74D83	ROAD SUPERINTENDENT	4.00	4.00	4.00	0.00
74D84	ROAD MAINTENANCE SUPERINTENDENT	1.00	1.00	1.00	0.00
74D85	MAINTENANCE MANAGER	2.00	2.00	2.00	0.00
74E11	BRIDGE MAINTENANCE WORKER	6.00	6.00	6.00	0.00
74E31	SENIOR BRIDGE MAINTENANCE WORKER	1.00	1.00	1.00	0.00
74E80	ASSISTANT BRIDGE SUPERINTENDENT	1.00	1.00	1.00	0.00
74E81	BRIDGE SUPERINTENDENT	1.00	1.00	1.00	0.00
74G21	TREE TRIMMER	2.00	2.00	2.00	0.00
74G22	SENIOR TREE TRIMMER	1.00	1.00	1.00	0.00
74H02	SANITATION WORKER ASSISTANT	-	-	2.00	2.00
74I11	TRAFFIC MAINTENANCE WORKER	6.00	6.00	6.00	0.00
74I25	TRAFFIC MAINTENANCE SUPERINTENDENT	1.00	1.00	1.00	0.00

# Countywide Position Summary

## Adopted FY 2024-25 to Recommended FY 2025-26 Positions

Classification Code	Classification Label	Adopted Budget 2023-2024	Adopted Budget 2024-2025	Recommended Budget 2025-2026	Change
80A31	SECRETARY	4.00	4.00	4.00	0.00
80A32	SENIOR SECRETARY	2.00	2.00	1.00	-1.00
80A33	ADMINISTRATIVE SECRETARY	1.00	1.00	1.00	0.00
80E21	OFFICE ASSISTANT II	4.00	4.00	4.00	0.00
80E22	OFFICE ASSISTANT III	1.00	1.00	1.00	0.00
80E90	MAINTENANCE YARD CLERK	4.00	4.00	4.00	0.00
80E91	MAINTENANCE INVENTORY & YARD CLERK	1.00	1.00	1.00	0.00
80J20	ACCOUNTING CLERICAL SUPERVISOR	1.00	-	-	-
80J22	SENIOR ACCOUNT CLERK	10.00	10.00	8.00	-2.00
80J30	ACCOUNTING TECHNICIAN	4.00	5.00	5.00	0.00
80O22	MAILROOM CLERK	0.50	0.50	0.50	0.00
80O23	SENIOR MAILROOM CLERK	1.00	1.00	1.00	0.00
<b>Total Public Works, Facilities and Parks</b>		<b>277.50</b>	<b>278.50</b>	<b>269.50</b>	<b>-9.00</b>
11A09	DIRECTOR HEALTH SERVICES	1.00	1.00	1.00	0.00
12C05	ASSISTANT DIRECTOR OF HEALTH SERVICES	1.00	1.00	1.00	0.00
12E04	BUREAU CHIEF	5.00	5.00	5.00	0.00
14A10	PROJECT MANAGER I	1.00	1.00	1.00	0.00
14A11	PROJECT MANAGER II	-	1.00	1.00	0.00
14B21	ASSOCIATE PERSONNEL ANALYST	6.00	8.00	8.00	0.00
14B32	SENIOR PERSONNEL ANALYST	3.00	4.00	4.00	0.00
14B66	DEPARTMENTAL HR MANAGER	1.00	1.00	1.00	0.00
14C30	MANAGEMENT ANALYST II	24.50	27.50	32.00	4.50
14C31	MANAGEMENT ANALYST III	16.00	16.00	15.00	-1.00
14C48	PUBLIC HEALTH PROGRAM MANAGER II	3.00	3.00	3.00	0.00
14C70	ADMINISTRATIVE SERVICES ASSISTANT	1.00	1.00	1.00	0.00
14C80	PUBLIC HEALTH PROGRAM MANAGER I	2.00	2.00	2.00	0.00
14G02	MANAGEMENT ANALYST I	4.00	4.00	4.00	0.00
14H03	PERSONNEL TECHNICIAN-CONFIDENTIAL	6.00	6.00	6.00	0.00
14H24	EDUCATOR AND VOLUNTEER COORDINATOR	1.00	2.00	2.00	0.00
14H66	OUTPATIENT SERVICES DIRECTOR	1.00	1.00	1.00	0.00
14K41	BEHAVIORAL HEALTH SERVICES MANAGER II	16.00	16.00	16.00	0.00
14K44	ASSISTANT BUREAU CHIEF	4.00	4.00	4.00	0.00
14K61	ENVIRONMENTAL HEALTH PROGRAM MANAGER	1.00	1.00	1.00	0.00
14N05	ADMINISTRATIVE OPERATIONS MANAGER	-	1.00	1.00	0.00
14N06	OPERATIONS MANAGER	2.00	2.00	2.00	0.00
14N10	OUTPATIENT SERVICES MANAGER I	4.00	4.00	4.00	0.00

# Countywide Position Summary

## Adopted FY 2024-25 to Recommended FY 2025-26 Positions

Classification Code	Classification Label	Adopted Budget 2023-2024	Adopted Budget 2024-2025	Recommended Budget 2025-2026	Change
14N11	OUTPATIENT SERVICES MANAGER II	4.00	4.00	4.00	0.00
16C87	BUSINESS TECHNOLOGY ANALYST II	2.00	3.00	3.00	0.00
16C88	BUSINESS TECHNOLOGY ANALYST III	2.00	2.00	2.00	0.00
16C93	BUSINESS TECHNOLOGY ANALYST IV	3.00	2.00	2.00	0.00
16F41	DEPARTMENTAL INFORMATION SYSTEMS MANAGER II	1.00	1.00	1.00	0.00
20B10	ACCOUNTANT I	3.00	3.00	3.00	0.00
20B11	ACCOUNTANT II	9.00	9.00	9.00	0.00
20B12	ACCOUNTANT III	8.00	8.00	8.00	0.00
20B93	FINANCE MANAGER II	4.00	4.00	4.00	0.00
20B94	FINANCE MANAGER III	1.00	1.00	1.00	0.00
20B95	FINANCE MANAGER I	1.00	1.00	2.00	1.00
25G21	CA CHILDRENS SERVICES CASE WORKER II	3.00	3.00	3.00	0.00
30J01	ENVIRONMENTAL HEALTH TECHNICIAN	1.00	1.00	1.00	0.00
30J21	ENVIRONMENTAL HEALTH SPECIALIST II	25.00	25.00	25.00	0.00
30J31	ENVIRONMENTAL HEALTH SPECIALIST III	17.00	17.00	17.00	0.00
30J81	RECYCLING/RESOURCE RECOVERY SPECIALIST	2.00	2.00	2.00	0.00
30J84	ENVIRONMENTAL HEALTH SPECIALIST IV	8.00	8.00	8.00	0.00
34C01	ANIMAL CONTROL OFFICER	5.00	5.00	5.00	0.00
34C02	SENIOR ANIMAL CONTROL OFFICER	1.00	1.00	1.00	0.00
34C11	ANIMAL SERVICES SUPERVISOR	2.00	2.00	2.00	0.00
34H24	DEPUTY PUBLIC ADMINISTRATOR/GUARDIAN/ CONSERVATOR I	2.50	2.50	3.50	1.00
34H34	DEPUTY PUBLIC ADMINISTRATOR/GUARDIAN/ CONSERVATOR II	4.00	5.00	5.00	0.00
43B02	WATER QUALITY SPECIALIST	1.00	1.00	1.00	0.00
43J04	DEPARTMENTAL INFORMATION SYSTEMS SPECIALIST	10.00	11.00	11.00	0.00
43J05	DEPARTMENTAL INFORMATION SYSTEMS COORDINATOR	7.00	8.00	8.00	0.00
43J09	SENIOR DEPARTMENTAL INFORMATION SYSTEMS COORDINATOR	2.00	2.00	2.00	0.00
43J15	SUPERVISING DEPARTMENTAL INFORMATION SYSTEMS COORDINATOR	2.00	2.00	2.00	0.00
50B12	EMERGENCY MEDICAL SERVICES ANALYST	4.00	4.00	4.00	0.00

# Countywide Position Summary

## Adopted FY 2024-25 to Recommended FY 2025-26 Positions

Classification Code	Classification Label	Adopted Budget 2023-2024	Adopted Budget 2024-2025	Recommended Budget 2025-2026	Change
50C22	PUBLIC HEALTH MICROBIOLOGIST II	3.00	3.00	3.00	0.00
50C23	SENIOR PUBLIC HEALTH MICROBIOLOGIST	1.00	1.00	1.00	0.00
50C70	ASSISTANT DIRECTOR - PUBLIC HEALTH LABORATORY	1.00	1.00	1.00	0.00
50C80	DIRECTOR PUBLIC HEALTH LABORATORY	1.00	1.00	1.00	0.00
50C81	PUBLIC HEALTH CHEMIST	1.00	1.00	1.00	0.00
50E23	LABORATORY ASSISTANT	3.00	3.00	3.00	0.00
50F20	OCCUPATIONAL THERAPIST	1.00	1.00	1.00	0.00
50F23	OCCUPATIONAL THERAPIST-PHYSICALLY HANDICAPPED CHILDREN	3.40	3.40	3.90	0.50
50G23	PHYSICAL THERAPIST-PHYSICALLY HANDICAPPED CHILDREN	3.65	3.65	3.90	0.25
50G25	SENIOR THERAPIST-PHYSICALLY HANDICAPPED CHILDREN	1.80	1.80	2.00	0.20
50G31	SUPERVISING THERAPIST-MED THER PROG	1.00	1.00	1.00	0.00
50J01	CHRONIC DISEASE PREVENTION SPECIALIST I	24.00	24.00	24.00	0.00
50J11	CHRONIC DISEASE PREVENTION SPECIALIST II	13.00	15.00	16.00	1.00
50J21	CHRONIC DISEASE PREVENTION COORDINATOR	16.00	18.00	18.00	0.00
50K18	HEALTH PROGRAM COORDINATOR	5.00	7.00	7.00	0.00
50K19	HEALTH EDUCATION ASSISTANT	14.00	13.00	13.00	0.00
50K23	SENIOR HEALTH EDUCATOR	1.00	1.00	1.00	0.00
50L22	PUBLIC HEALTH NUTRITIONIST II	4.00	4.00	6.00	2.00
50L80	SUPERVISING PUBLIC HEALTH NUTRITIONIST	3.00	3.00	3.00	0.00
50M21	REGISTERED VETERINARY TECHNICIAN	1.50	1.50	1.50	0.00
50M80	VETERINARIAN	1.50	1.50	1.50	0.00
50N11	PUBLIC HEALTH EPIDEMIOLOGIST II	5.00	5.00	5.00	0.00
50N22	SUPERVISING PUBLIC HEALTH EPIDEMIOLOGIST	2.00	2.00	2.00	0.00
50T01	MEDICAL RECORD TECHNICIAN I	2.00	2.00	2.00	0.00
50U16	BEHAVIORAL HEALTH AIDE	25.10	26.10	11.10	-15.00
50U42	MEDICAL ASSISTANT	176.00	170.00	169.00	-1.00
52A21	CLINIC NURSE	1.00	1.00	1.00	0.00
52A22	SENIOR CLINIC NURSE	9.00	9.00	9.00	0.00
52A83	SUPERVISING CLINIC NURSE	1.00	1.00	1.00	0.00
52A94	PSYCHIATRIC NURSE PRACTITIONER	3.00	2.00	2.00	0.00
52A97	CLINIC NURSE PRACTITIONER	9.00	9.00	9.00	0.00

# Countywide Position Summary

## Adopted FY 2024-25 to Recommended FY 2025-26 Positions

Classification Code	Classification Label	Adopted Budget 2023-2024	Adopted Budget 2024-2025	Recommended Budget 2025-2026	Change
52E01	PUBLIC HEALTH LICENSED VOCATIONAL NURSE	21.00	17.00	15.00	-2.00
52E20	DIRECTOR OF PUBLIC HEALTH NURSING	1.00	1.00	1.00	0.00
52E22	PUBLIC HEALTH NURSE II	26.00	26.00	28.00	2.00
52E23	PUBLIC HEALTH NURSE III	3.00	3.00	3.00	0.00
52E80	SUPERVISING PUBLIC HEALTH NURSE	9.75	9.75	9.75	0.00
54B04	GENERAL INTERNIST	2.00	2.00	2.00	0.00
54B12	CONTRACT PHYSICIAN	45.60	46.60	50.60	4.00
54B13	CLINIC SERVICES MEDICAL DIRECTOR	1.00	1.00	1.00	0.00
54B90	CLINIC PHYSICIAN II	4.00	3.00	3.00	0.00
54C03	CLINIC PHYSICIAN ASSISTANT	9.00	9.00	9.00	0.00
54C05	PSYCHIATRIC PHYSICIAN ASSISTANT	2.00	1.00	1.00	0.00
60A21	CLINICAL PSYCHOLOGIST	12.00	10.00	10.00	0.00
60B21	PSYCHIATRIC SOCIAL WORKER II	186.00	168.00	153.00	-15.00
60B23	BEHAVIORAL HEALTH UNIT SUPERVISOR	35.00	35.00	35.00	0.00
60B25	SENIOR PSYCHIATRIC SOCIAL WORKER	36.00	39.00	39.00	0.00
60C21	SOCIAL WORKER II	1.00	1.00	1.00	0.00
60C22	SOCIAL WORKER III	60.00	68.00	97.00	29.00
60C80	SOCIAL WORK SUPERVISOR I	1.00	1.00	1.00	0.00
60I10	DEPUTY DIRECTOR BEHAVIORAL HEALTH	4.00	4.00	4.00	0.00
60L01	PATIENT RIGHTS ADVOCATE	1.00	1.00	2.00	1.00
60P21	COMMUNITY SERVICE AIDE II	27.00	11.00	11.00	0.00
60P22	COMMUNITY SERVICE AIDE III	7.00	14.00	15.00	1.00
60P23	COMMUNITY SERVICE AIDE IV	4.00	4.00	4.00	0.00
70B03	ANIMAL CARE TECHNICIAN II	7.00	7.00	7.00	0.00
70B04	SENIOR ANIMAL CARE TECHNICIAN	1.00	1.00	1.00	0.00
72A23	BUILDING MAINTENANCE WORKER	1.00	1.00	1.00	0.00
72A81	BUILDING MAINTENANCE SUPERVISOR	1.00	1.00	1.00	0.00
80A31	SECRETARY	1.00	1.00	1.00	0.00
80A32	SENIOR SECRETARY	4.00	5.00	5.00	0.00
80A99	ADMINISTRATIVE SECRETARY- CONFIDENTIAL	1.00	1.00	1.00	0.00
80E01	OFFICE ASSISTANT I	2.00	2.00	2.00	0.00
80E21	OFFICE ASSISTANT II	11.00	11.00	9.00	-2.00
80E22	OFFICE ASSISTANT III	24.00	23.00	17.00	-6.00
80E24	OFFICE ASSISTANT II-SB525	-	-	2.00	2.00
80E25	OFFICE ASSISTANT III-SB525	-	-	7.00	7.00
80E80	PRINCIPAL OFFICE ASSISTANT	5.00	6.00	6.00	0.00
80E82	SUPERVISING OFFICE ASSISTANT II	1.00	1.00	1.00	0.00

# Countywide Position Summary

## Adopted FY 2024-25 to Recommended FY 2025-26 Positions

Classification Code	Classification Label	Adopted Budget 2023-2024	Adopted Budget 2024-2025	Recommended Budget 2025-2026	Change
80E93	SUPERVISING VITAL RECORDS SPECIALIST	1.00	1.00	1.00	0.00
80J20	ACCOUNTING CLERICAL SUPERVISOR	1.00	1.00	1.00	0.00
80J22	SENIOR ACCOUNT CLERK	6.00	5.00	5.00	0.00
80J30	ACCOUNTING TECHNICIAN	12.00	13.00	13.00	0.00
80K25	CLINIC OPERATIONS SUPERVISOR	11.00	13.00	13.00	0.00
80L02	PATIENT SERVICES REPRESENTATIVE II	81.00	87.00	87.00	0.00
80L03	SENIOR PATIENT SERVICES REPRESENTATIVE	1.00	1.00	1.00	0.00
80L04	SUPERVISING PATIENT SERVICES REPRESENTATIVE	5.00	5.00	5.00	0.00
80M02	PATIENT FINANCIAL SERVICES SPECIALIST II	16.00	16.00	16.00	0.00
80M03	SENIOR PATIENT FINANCIAL SERVICES SPECIALIST	2.00	2.00	2.00	0.00
80M04	SUPERVISING PATIENT FINANCIAL SERVICES SPECIALIST	2.00	2.00	2.00	0.00
80U21	TELEPHONE OPERATOR	1.00	1.00	1.00	0.00
	<b>Total Health</b>	<b>1,271.30</b>	<b>1,268.30</b>	<b>1,282.75</b>	<b>14.45</b>
11A12	DIRECTOR OF SOCIAL SERVICES	1.00	1.00	1.00	0.00
12C13	ASSISTANT DIRECTOR SOCIAL SERVICES	1.00	1.00	1.00	0.00
14B21	ASSOCIATE PERSONNEL ANALYST	4.00	5.00	4.00	-1.00
14B32	SENIOR PERSONNEL ANALYST	2.00	2.00	2.00	0.00
14B51	DEPARTMENTAL HR MANAGER-MERIT SYSTEMS	1.00	1.00	1.00	0.00
14C30	MANAGEMENT ANALYST II	20.00	19.00	14.00	-5.00
14C31	MANAGEMENT ANALYST III	17.00	18.00	17.00	-1.00
14C70	ADMINISTRATIVE SERVICES ASSISTANT	8.00	8.00	7.00	-1.00
14C72	ADMINISTRATIVE SERVICES MANAGER	1.00	1.00	0.00	-1.00
14G02	MANAGEMENT ANALYST I	1.00	1.00	1.00	0.00
14H03	PERSONNEL TECHNICIAN-CONFIDENTIAL	5.00	5.00	5.00	0.00
14H70	STAFF TRAINER II	12.00	12.00	11.00	-1.00
14N05	ADMINISTRATIVE OPERATIONS MANAGER	1.00	1.00	1.00	0.00
16C87	BUSINESS TECHNOLOGY ANALYST II	5.00	5.00	5.00	0.00
16C88	BUSINESS TECHNOLOGY ANALYST III	2.00	2.00	2.00	0.00
16C93	BUSINESS TECHNOLOGY ANALYST IV	2.00	2.00	2.00	0.00
16F40	DEPARTMENTAL INFORMATION SYSTEMS MANAGER I	1.00	1.00	1.00	0.00
16F41	DEPARTMENTAL INFORMATION SYSTEMS MANAGER II	1.00	1.00	1.00	0.00
20B10	ACCOUNTANT I	3.00	3.00	3.00	0.00
20B11	ACCOUNTANT II	5.00	5.00	5.00	0.00

# Countywide Position Summary

## Adopted FY 2024-25 to Recommended FY 2025-26 Positions

Classification Code	Classification Label	Adopted Budget 2023-2024	Adopted Budget 2024-2025	Recommended Budget 2025-2026	Change
20B12	ACCOUNTANT III	1.00	1.00	1.00	0.00
20B93	FINANCE MANAGER II	2.00	2.00	2.00	0.00
20B94	FINANCE MANAGER III	1.00	1.00	1.00	0.00
20B95	FINANCE MANAGER I	1.00	1.00	1.00	0.00
25E21	ELIGIBILITY SPECIALIST II	182.00	182.00	165.00	-17.00
25E22	ELIGIBILITY SPECIALIST III	111.00	111.00	100.00	-11.00
25E80	ELIGIBILITY SUPERVISOR	40.00	40.00	35.00	-5.00
43J05	DEPARTMENTAL INFORMATION SYSTEMS COORDINATOR	5.00	5.00	5.00	0.00
43J09	SENIOR DEPARTMENTAL INFORMATION SYSTEMS COORDINATOR	6.00	6.00	5.00	-1.00
43J15	SUPERVISING DEPARTMENTAL INFORMATION SYSTEMS COORDINATOR	2.00	2.00	2.00	0.00
52E22	PUBLIC HEALTH NURSE II	2.00	2.00	2.00	0.00
60C22	SOCIAL WORKER III	40.00	40.00	38.00	-2.00
60C24	SOCIAL WORKER V	92.00	92.00	88.00	-4.00
60C80	SOCIAL WORK SUPERVISOR I	8.00	8.00	8.00	0.00
60C81	SOCIAL WORK SUPERVISOR II	19.00	19.00	19.00	0.00
60D10	SOCIAL SERVICES AIDE I	2.00	1.00	1.00	0.00
60D11	SOCIAL SERVICES AIDE II	66.00	66.00	62.00	-4.00
60H11	EMPLOYMENT & TRAINING WORKER II	1.00	1.00	0.00	-1.00
60H21	EMPLOYMENT & TRAINING WORKER III	32.00	34.00	31.00	-3.00
60H31	EMPLOYMENT & TRAINING SUPERVISOR	7.00	7.00	6.00	-1.00
60H32	SUPERVISING STAFF TRAINER	1.00	1.00	1.00	0.00
60I01	DEPUTY DIRECTOR SOCIAL SERVICES	4.00	4.00	3.00	-1.00
60I02	PROGRAM MANAGER II	15.00	15.00	15.00	0.00
60I03	ASSISTANT DIRECTOR SOCIAL SERVICES II	-	2.00	1.00	-1.00
60U11	MILITARY & VETERANS REPRESENTATIVE II	2.00	2.00	2.00	0.00
60U20	MILITARY & VETERAN AFFAIRS OFFICER	1.00	1.00	1.00	0.00
60U21	MILITARY & VETERANS REPRESENTATIVE III	4.00	4.00	4.00	0.00
60X01	COMMUNITY AFFILIATION MANAGER	2.00	2.00	2.00	0.00
70A21	CUSTODIAN	1.00	1.00	0.00	-1.00
70F21	COURIER	1.00	1.00	1.00	0.00
70F23	STOREKEEPER	2.00	2.00	2.00	0.00
70F81	SUPERVISING STOREKEEPER	1.00	1.00	1.00	0.00
70N01	OFFICE MAINTENANCE WORKER	3.00	2.00	2.00	0.00
72A23	BUILDING MAINTENANCE WORKER	-	1.00	1.00	0.00
80A31	SECRETARY	13.00	13.00	11.00	-2.00

# Countywide Position Summary

## Adopted FY 2024-25 to Recommended FY 2025-26 Positions

Classification Code	Classification Label	Adopted Budget 2023-2024	Adopted Budget 2024-2025	Recommended Budget 2025-2026	Change
80A32	SENIOR SECRETARY	5.00	5.00	5.00	0.00
80A99	ADMINISTRATIVE SECRETARY-CONFIDENTIAL	1.00	1.00	1.00	0.00
80E21	OFFICE ASSISTANT II	81.00	81.00	71.00	-10.00
80E22	OFFICE ASSISTANT III	36.00	37.00	33.00	-4.00
80E80	PRINCIPAL OFFICE ASSISTANT	13.00	13.00	13.00	0.00
80E81	SUPERVISING OFFICE ASSISTANT I	17.00	17.00	16.00	-1.00
80E82	SUPERVISING OFFICE ASSISTANT II	2.00	3.00	3.00	0.00
80J20	ACCOUNTING CLERICAL SUPERVISOR	1.00	1.00	1.00	0.00
80J30	ACCOUNTING TECHNICIAN	6.00	6.00	6.00	0.00
<b>Total Social Services</b>		<b>925.00</b>	<b>931.00</b>	<b>852.00</b>	<b>-79.00</b>
11A05	LIBRARY DIRECTOR	1.00	1.00	1.00	0.00
12C04	ASSISTANT LIBRARY DIRECTOR	1.00	1.00	1.00	0.00
14C71	ADMINISTRATIVE SERVICES OFFICER	1.00	1.00	1.00	0.00
43J05	DEPARTMENTAL INFORMATION SYSTEMS COORDINATOR	1.00	1.00	0.00	-1.00
65A31	LIBRARIAN I	1.50	1.50	1.50	0.00
65A33	LIBRARIAN II	10.00	10.00	11.00	1.00
65A40	LIBRARIAN III	4.00	3.00	3.00	0.00
65A85	MANAGING LIBRARIAN	2.00	2.00	2.00	0.00
80C01	LIBRARY ASSISTANT I	5.00	4.50	4.50	0.00
80C21	LIBRARY ASSISTANT II	27.00	28.00	28.00	0.00
80C22	LIBRARY ASSISTANT III	11.00	11.00	11.00	0.00
80J21	ACCOUNT CLERK	1.00	1.00	1.00	0.00
80J22	SENIOR ACCOUNT CLERK	1.00	1.00	1.00	0.00
<b>Total Library</b>		<b>66.50</b>	<b>66.00</b>	<b>66.00</b>	<b>0.00</b>
14C70	ADMINISTRATIVE SERVICES ASSISTANT	1.00	1.00	1.00	0.00
80A31	SECRETARY	1.00	1.00	1.00	0.00
80J30	ACCOUNTING TECHNICIAN	1.00	1.00	1.00	0.00
<b>Total Cooperative Extension Service</b>		<b>3.00</b>	<b>3.00</b>	<b>3.00</b>	<b>0.00</b>
11A25	HOSPITAL CHIEF EXECUTIVE OFFICER	1.00	1.00	1.00	0.00
12C28	HOSPITAL CHIEF NURSING OFFICER	1.00	1.00	1.00	0.00
12C29	HOSPITAL ASSISTANT ADMINISTRATOR	3.00	2.00	2.00	0.00
14A10	PROJECT MANAGER I	1.00	-	-	-
14A11	PROJECT MANAGER II	-	1.00	1.00	0.00
14A12	PROJECT MANAGER III	1.00	1.00	1.00	0.00
14A70	HOSPITAL REVENUE CYCLE EXAMINER	2.00	2.00	1.00	-1.00
14A80	HOSPITAL DECISION SUPPORT MANAGER	1.00	1.00	1.00	0.00
14B01	PERSONNEL ANALYST	4.00	4.00	4.00	0.00
14B21	ASSOCIATE PERSONNEL ANALYST	1.00	2.00	2.00	0.00
14B28	SUPERVISING PERSONNEL ANALYST	1.00	1.00	1.00	0.00



# Countywide Position Summary

## Adopted FY 2024-25 to Recommended FY 2025-26 Positions

Classification Code	Classification Label	Adopted Budget 2023-2024	Adopted Budget 2024-2025	Recommended Budget 2025-2026	Change
14B32	SENIOR PERSONNEL ANALYST	3.00	3.00	3.00	0.00
14B66	DEPARTMENTAL HR MANAGER	1.00	1.00	1.00	0.00
14C30	MANAGEMENT ANALYST II	12.00	12.00	13.00	1.00
14C31	MANAGEMENT ANALYST III	5.00	5.00	6.00	1.00
14C36	HOSPITAL DECISION SUPPORT ANALYST	1.00	1.00	1.00	0.00
14C52	PATIENT FINANCIAL SERVICES DIRECTOR	3.00	3.00	1.00	-2.00
14C60	HOSPITAL CHIEF FINANCIAL OFFICER	1.00	1.00	1.00	0.00
14C70	ADMINISTRATIVE SERVICES ASSISTANT	2.00	2.00	2.00	0.00
14C72	ADMINISTRATIVE SERVICES MANAGER	-	-	1.00	1.00
14E20	BUYER II	6.00	6.00	5.00	-1.00
14E90	DIRECTOR OF MATERIAL MANAGEMENT	1.00	1.00	1.00	0.00
14G02	MANAGEMENT ANALYST I	1.00	2.00	1.00	-1.00
14H03	PERSONNEL TECHNICIAN-CONFIDENTIAL	3.00	5.00	6.00	1.00
14H24	EDUCATOR AND VOLUNTEER COORDINATOR	1.00	1.00	1.00	0.00
14H60	DIRECTOR OF MARKETING AND COMMUNITY RELATIONS	1.00	1.00	1.00	0.00
14H65	MEDICAL STAFF COORDINATOR	1.00	1.00	1.00	0.00
14K26	MANAGED CARE OPERATIONS MANAGER	1.00	1.00	1.00	0.00
14K31	MANAGER OF DIAGNOSTIC IMAGING SERVICES	1.00	1.00	1.00	0.00
14K32	BEHAVIORAL HEALTH SERVICES MANAGER I	1.50	1.50	1.50	0.00
14K33	HOSP DIRECTOR OF ENGINEERING AND SAFETY	1.00	1.00	1.00	0.00
14K35	NMC HUMAN RESOURCES ADMINISTRATOR	1.00	1.00	1.00	0.00
14K43	HOSPITAL CHIEF INFORMATION OFFICER	1.00	1.00	1.00	0.00
14K67	HOSPITAL PURCHASING & MATERIALS SUPPORT DIRECTOR	1.00	1.00	1.00	0.00
14K72	HOSPITAL CHIEF MEDICAL INFORMATION OFFICER	1.00	1.00	1.00	0.00
14M02	HOSPITAL INTERPRETER SERVICES MANAGER	1.00	1.00	1.00	0.00
14M30	TRAUMA PROGRAM MANAGER	1.00	1.00	1.00	0.00
14M31	HOSPITAL DIRECTOR OF NURSING EDUCATION	1.00	1.00	1.00	0.00
14M33	HOSPITAL MEDICAL INTERPRETATION COORDINATOR	-	1.00	1.00	0.00
14M43	HOSPITAL PATIENT SAFETY MANAGER	1.00	1.00	1.00	0.00

# Countywide Position Summary

## Adopted FY 2024-25 to Recommended FY 2025-26 Positions

Classification Code	Classification Label	Adopted Budget 2023-2024	Adopted Budget 2024-2025	Recommended Budget 2025-2026	Change
14M44	HOSPITAL COMPLIANCE OFFICER	1.00	1.00	1.00	0.00
14N11	OUTPATIENT SERVICES MANAGER II	3.00	2.00	2.00	0.00
14N30	HOSPITAL PATIENT ADMITTING MANAGER	1.00	1.00	1.00	0.00
14N31	HOSPITAL DIRECTOR OF ENVIRONMENTAL SERVICES	1.00	1.00	1.00	0.00
14P10	DIRECTOR OF MEDICAL CENTER PHYSICIAN SERVICES	1.00	1.00	1.00	0.00
16C53	INFORMATION TECHNOLOGY SYSTEMS ANALYST I	-	4.00	4.00	0.00
16C55	INFORMATION TECHNOLOGY SYSTEMS ANALYST III	2.00	2.00	2.00	0.00
16C61	HOSPITAL SOFTWARE ANALYST II	4.00	4.00	4.00	0.00
16C62	HOSPITAL SOFTWARE ANALYST III	10.00	11.00	11.00	0.00
16E50	HOSPITAL SECURITY & DATABASE ADMINISTRATOR	2.00	2.00	2.00	0.00
20B12	ACCOUNTANT III	2.00	2.00	2.00	0.00
20B91	CHIEF HOSPITAL ACCOUNTANT	1.00	1.00	1.00	0.00
20B92	HOSPITAL CONTROLLER	1.00	1.00	1.00	0.00
20B94	FINANCE MANAGER III	1.00	1.00	2.00	1.00
20B95	FINANCE MANAGER I	1.00	1.00	0.00	-1.00
41K01	HOSPITAL NETWORK & SYSTEMS ENGINEER	2.00	1.00	-	-1.00
43G01	INFORMATION TECHNOLOGY MANAGER	2.00	2.00	2.00	0.00
43G04	INFORMATION TECHNOLOGY PROJECT MANAGER III	2.00	2.00	2.00	0.00
43J05	DEPARTMENTAL INFORMATION SYSTEMS COORDINATOR	1.00	1.00	1.00	0.00
43M40	HOSPITAL INFORMATION SYSTEMS SUPPORT TECHNICIAN	4.00	-	-	-
50A21	PHARMACIST I	12.20	12.20	11.20	-1.00
50A23	PHARMACY DIRECTOR	1.00	1.00	1.00	0.00
50A25	CLINICAL PHARMACY COORDINATOR	2.00	2.00	2.00	0.00
50A26	PHARMACY INFORMATICIST	-	-	1.00	1.00
50D11	MEDICAL LABORATORY TECHNICIAN	1.80	1.80	1.80	0.00
50D12	CERTIFIED PHLEBOTOMY TECHNICIAN	17.90	21.90	21.90	0.00
50D13	SENIOR CERTIFIED PHLEBOTOMY TECHNICIAN	2.00	2.00	2.00	0.00
50D14	SUPERVISING CERTIFIED PHLEBOTOMY TECHNICIAN	-	-	1.00	1.00
50D21	CLINICAL LABORATORY SCIENTIST	15.00	15.00	15.00	0.00
50D22	SENIOR CLINICAL LABORATORY SCIENTIST	9.00	8.00	8.00	0.00
50D23	SUPERVISING CLINICAL LABORATORY SCIENTIST	2.00	2.00	1.00	-1.00

# Countywide Position Summary

## Adopted FY 2024-25 to Recommended FY 2025-26 Positions

Classification Code	Classification Label	Adopted Budget 2023-2024	Adopted Budget 2024-2025	Recommended Budget 2025-2026	Change
50D80	CLINICAL LABORATORY MANAGER	1.00	1.00	1.00	0.00
50F10	SUPERVISING THERAPIST	2.00	2.00	2.00	0.00
50F20	OCCUPATIONAL THERAPIST	11.40	11.40	12.40	1.00
50G11	PHYSICAL THERAPIST	13.80	13.80	14.80	1.00
50G41	SPEECH PATHOLOGIST	6.00	6.00	5.00	-1.00
50G95	REHABILITATIVE SERVICES MANAGER	1.00	1.00	1.00	0.00
50K19	HEALTH EDUCATION ASSISTANT	5.00	5.00	5.00	0.00
50K23	SENIOR HEALTH EDUCATOR	1.00	2.00	2.00	0.00
50P21	RESPIRATORY CARE PRACTITIONER	22.00	22.00	22.00	0.00
50P22	SENIOR RESPIRATORY CARE PRACTITIONER	1.00	1.00	1.00	0.00
50P24	SUPERVISING RESPIRATORY CARE PRACTITIONER	1.00	1.00	1.00	0.00
50P80	DIRECTOR OF RESPIRATORY CARE SERVICES	1.00	1.00	1.00	0.00
50R18	INTERVENTIONAL RADIOLOGIC TECHNOLOGIST	4.90	5.60	5.60	0.00
50R20	SENIOR INTERVENTIONAL RADIOLOGIC TECHNOLOGIST	1.00	1.00	1.00	0.00
50R21	RADIOLOGIC TECHNOLOGIST	21.40	21.40	21.40	0.00
50R22	SENIOR RADIOLOGIC TECHNOLOGIST	5.00	5.00	5.00	0.00
50R25	DIAGNOSTIC IMAGING SUPERVISOR	2.00	2.00	2.00	0.00
50R31	SONOGRAPHER	5.60	6.60	6.60	0.00
50R32	SENIOR SONOGRAPHER	1.00	1.00	1.00	0.00
50R35	CARDIAC SONOGRAPHER	3.00	4.50	4.50	0.00
50R41	NUCLEAR MEDICINE TECHNOLOGIST	1.00	1.00	1.00	0.00
50T03	HEALTH INFORMATION MANAGEMENT CODER II	8.00	9.00	1.00	-8.00
50T06	CERTIFIED HEALTH INFORMATION MANAGEMENT CODER-INPATIENT	-	-	7.00	7.00
50T07	TRAUMA REGISTRAR	-	-	3.00	3.00
50T22	HEALTH INFORMATION MANAGEMENT CODING SUPERVISOR	1.00	1.00	-	-1.00
50T23	CERTIFIED HEALTH INFORMATION MANAGEMENT CODING SUPERVISOR	-	-	1.00	1.00
50T41	DIRECTOR OF HEALTH INFORMATION MANAGEMENT	1.00	1.00	1.00	0.00
50U17	PHYSICAL THERAPIST ASSISTANT	6.00	6.00	5.00	-1.00
50U18	PHARMACY TECHNICIAN	14.10	14.10	14.10	0.00
50U20	NURSING ASSISTANT	106.80	102.20	101.30	-0.90
50U22	HEALTH CARE TECHNICIAN	0.70	-	-	-
50U23	OBSTETRICAL TECHNICIAN	6.30	6.30	6.30	0.00
50U25	ORTHOPEDIC TECHNICIAN	2.00	2.00	2.00	0.00
50U26	SENIOR OBSTETRICAL TECHNICIAN	0.90	0.90	0.90	0.00
50U27	SURGICAL TECHNICIAN	11.60	11.60	11.60	0.00
50U28	SENIOR PHARMACY TECHNICIAN	2.00	2.00	2.00	0.00

# Countywide Position Summary

## Adopted FY 2024-25 to Recommended FY 2025-26 Positions

Classification Code	Classification Label	Adopted Budget 2023-2024	Adopted Budget 2024-2025	Recommended Budget 2025-2026	Change
50U29	ENDOSCOPY TECHNICIAN	1.90	1.90	1.90	0.00
50U30	DIETITIAN AIDE	6.00	6.00	6.00	0.00
50U31	ANESTHESIA TECHNICIAN	1.80	1.80	1.80	0.00
50U42	MEDICAL ASSISTANT	3.70	7.70	7.70	0.00
50U43	CENTRAL STERILE TECHNICIAN	5.80	-	-	-
50U44	SENIOR CENTRAL STERILE TECHNICIAN	1.00	-	-	-
50U45	CERTIFIED STERILE PROCESSING TECHNICIAN	-	5.80	5.80	0.00
50U46	SENIOR CERTIFIED STERILE PROCESSING TECHNICIAN	-	1.00	1.00	0.00
50U51	TELEMETRY TECHNICIAN	4.70	5.70	5.70	0.00
50Y21	DIETITIAN	5.40	5.40	5.50	0.10
50Y31	SUPERVISING DIETITIAN	1.00	1.00	1.00	0.00
52A02	LICENSED VOCATIONAL NURSE	10.80	12.80	12.80	0.00
52A16	SUPERVISING NURSE I	15.40	15.40	15.70	0.30
52A17	SUPERVISING NURSE II	1.90	1.90	2.00	0.10
52A19	STAFF NURSE II	385.15	374.60	368.45	-6.15
52A20	STAFF NURSE III	37.40	39.30	40.50	1.20
52A21	CLINIC NURSE	3.00	3.00	3.00	0.00
52A22	SENIOR CLINIC NURSE	13.60	14.90	14.90	0.00
52A31	INFECTION CONTROL NURSE	2.00	2.00	2.00	0.00
52A33	CASE MANAGEMENT NURSE	13.50	14.50	15.50	1.00
52A34	UTILIZATION MANAGEMENT COORDINATOR	2.00	2.00	2.00	0.00
52A35	CLINICAL INFORMATICS MANAGER	-	-	1.00	1.00
52A50	HOSPITAL QUALITY ASSURANCE NURSE	8.40	8.40	7.40	-1.00
52A60	CLINICAL NURSE SPECIALIST	4.00	4.00	4.00	0.00
52A83	SUPERVISING CLINIC NURSE	2.00	2.00	2.00	0.00
52A84	QUALITY/COMPLIANCE ADMINISTRATOR	1.00	1.00	1.00	0.00
52A88	NURSING SERVICES DIVISION MANAGER	6.00	6.00	6.00	0.00
52A89	ADMIN NURSE/HOUSE SUPV	6.30	6.30	6.30	0.00
52A92	NURSING SERVICES UNIT MANAGER	2.00	2.00	0.00	-2.00
52A96	DIRECTOR OF SURGICAL SERVICES	1.00	1.00	1.00	0.00
52A97	CLINIC NURSE PRACTITIONER	2.00	2.00	2.00	0.00
52A98	HOSPITAL NURSE PRACTITIONER	12.50	14.50	13.50	-1.00
54A03	RESIDENT PHYSICIAN III	33.00	33.00	33.00	0.00
54B10	CHIEF OB/GYN SURGEON	1.00	1.00	1.00	0.00
54B11	UROLOGIST	-	1.00	1.00	0.00
54B12	CONTRACT PHYSICIAN	59.50	65.10	68.10	3.00
54B15	NEUROSURGEON	1.00	1.00	1.00	0.00
54B16	TRAUMA SURGEON	3.00	2.00	2.00	0.00

# Countywide Position Summary

## Adopted FY 2024-25 to Recommended FY 2025-26 Positions

Classification Code	Classification Label	Adopted Budget 2023-2024	Adopted Budget 2024-2025	Recommended Budget 2025-2026	Change
54B17	VASCULAR SURGEON	1.00	1.00	1.00	0.00
54B70	HOSPITAL CHIEF MEDICAL OFFICER	2.00	1.00	1.00	0.00
54B82	CHIEF OF SURGERY	1.00	1.00	1.00	0.00
54B92	ASSISTANT DIRECTOR FAMILY PRACTICE RESIDENCY PROGRAM	1.00	1.00	1.00	0.00
54C03	CLINIC PHYSICIAN ASSISTANT	1.00	3.00	3.00	0.00
60B21	PSYCHIATRIC SOCIAL WORKER II	6.90	6.90	8.90	2.00
60C24	SOCIAL WORKER V	6.00	6.00	7.00	1.00
60C81	SOCIAL WORK SUPERVISOR II	2.00	2.00	2.00	0.00
60Y01	SPIRITUAL CARE ADVISOR	-	-	1.00	1.00
70A10	HOSPITAL ENVIRONMENTAL SERVICES AIDE	59.90	59.90	59.90	0.00
70A12	HOSPITAL SENIOR ENVIRONMENTAL SERVICES AIDE	3.80	3.80	3.80	0.00
70A13	HOSPITAL SUPERVISING ENVIRONMENTAL SERVICES AIDE	2.00	2.00	3.00	1.00
70C20	SENIOR GROUNDSKEEPER	-	1.00	-	-1.00
70C21	GROUNDSKEEPER	1.00	-	-	-
70C22	GROUNDSKEEPER-SB525	-	-	1.00	1.00
70F21	COURIER	1.00	1.00	-	-1.00
70F22	COURIER-SB525	-	-	1.00	1.00
70F23	STOREKEEPER	13.00	13.00	0.00	-13.00
70F24	STOREKEEPER-SB525	-	-	11.00	11.00
70F81	SUPERVISING STOREKEEPER	2.00	2.00	-	-2.00
70F85	SUPERVISING STOREKEEPER-SB525	-	-	1.00	1.00
70K21	FOOD SERVICE WORKER II	18.50	19.50	19.50	0.00
70K23	COOK	5.00	5.00	5.00	0.00
70K25	SENIOR COOK	2.00	2.00	2.00	0.00
70K80	HEAD COOK	2.00	2.00	2.00	0.00
70K84	HOSPITAL DIRECTOR OF FOOD SERVICES	1.00	1.00	1.00	0.00
70M02	PATIENT TRANSPORTER	6.00	6.00	6.00	0.00
72A23	BUILDING MAINTENANCE WORKER	1.00	1.00	1.00	0.00
72A24	MAINTENANCE PAINTER	2.00	2.00	2.00	0.00
72A80	HOSPITAL MAINTENANCE SUPERVISOR	1.00	1.00	1.00	0.00
72A87	PHYSICAL PLANT MANAGER	1.00	1.00	1.00	0.00
72C19	HOSPITAL MAINTENANCE MECHANIC	9.00	9.00	9.00	0.00
80A32	SENIOR SECRETARY	6.00	7.00	4.00	-3.00
80A33	ADMINISTRATIVE SECRETARY	2.00	2.00	2.00	0.00
80A34	SENIOR SECRETARY-CONFIDENTIAL	1.00	1.00	-	-1.00
80A99	ADMINISTRATIVE SECRETARY- CONFIDENTIAL	3.00	3.00	0.00	-3.00
80E21	OFFICE ASSISTANT II	7.00	7.00	-	-7.00
80E22	OFFICE ASSISTANT III	16.30	16.30	0.00	-16.30
80E24	OFFICE ASSISTANT II-SB525	-	-	6.00	6.00

# Countywide Position Summary

## Adopted FY 2024-25 to Recommended FY 2025-26 Positions

Classification Code	Classification Label	Adopted Budget 2023-2024	Adopted Budget 2024-2025	Recommended Budget 2025-2026	Change
80E25	OFFICE ASSISTANT III-SB525	-	-	18.00	18.00
80E80	PRINCIPAL OFFICE ASSISTANT	17.25	20.25	1.00	-19.25
80E81	SUPERVISING OFFICE ASSISTANT I	1.00	1.00	-	-1.00
80E82	SUPERVISING OFFICE ASSISTANT II	2.00	2.00	-	-2.00
80E85	PRINCIPAL OFFICE ASSISTANT-SB525	-	-	24.00	24.00
80E86	SUPERVISING OFFICE ASSISTANT I-SB525	-	-	1.00	1.00
80E87	SUPERVISING OFFICE ASSISTANT II-SB525	-	-	2.00	2.00
80G21	DATA ENTRY OPERATOR II	1.00	1.00	-	-1.00
80J19	CASHIER	1.00	-	-	-
80J20	ACCOUNTING CLERICAL SUPERVISOR	1.00	1.00	1.00	0.00
80J22	SENIOR ACCOUNT CLERK	4.00	4.00	3.00	-1.00
80J30	ACCOUNTING TECHNICIAN	4.00	4.00	4.00	0.00
80K21	MEDICAL UNIT CLERK	29.60	29.60	34.50	4.90
80K23	HOSPITAL MEDICAL INTERPRETER	9.00	11.60	12.00	0.40
80K25	CLINIC OPERATIONS SUPERVISOR	-	2.00	2.00	0.00
80K26	HOSPITAL SENIOR MEDICAL INTERPRETER	-	-	2.00	2.00
80L01	PATIENT SERVICES REPRESENTATIVE I	0.60	-	-	-
80L02	PATIENT SERVICES REPRESENTATIVE II	58.10	63.70	56.70	-7.00
80L03	SENIOR PATIENT SERVICES REPRESENTATIVE	4.00	4.00	7.00	3.00
80L04	SUPERVISING PATIENT SERVICES REPRESENTATIVE	4.00	4.00	4.00	0.00
80M02	PATIENT FINANCIAL SERVICES SPECIALIST II	30.40	30.40	31.80	1.40
80M03	SENIOR PATIENT FINANCIAL SERVICES SPECIALIST	3.00	3.00	3.00	0.00
80M05	PATIENT ACCOUNT MANAGER	2.00	2.00	2.00	0.00
80U11	HOSPITAL COMMUNICATIONS OPERATOR II	7.00	7.00	7.00	0.00
80U14	HOSPITAL SUPERVISING COMMUNICATIONS OPERATOR	1.00	1.00	1.00	0.00
99ZWC	ALLOCATION ON LOAN WORK COMP	-	-	8.10	8.10
99ZXX	ALLOCATION ON LOAN XX	-	-	1.00	1.00
<b>Total Natividad Medical Center</b>		<b>1,473.00</b>	<b>1,501.75</b>	<b>1,509.65</b>	<b>7.90</b>
<b>Grand Total</b>		<b>5,844.30</b>	<b>5,897.55</b>	<b>5,780.90</b>	<b>-116.65</b>

---

# Board of Supervisors

---

## Departmental Overview:

Pursuant to California Government Code, section 25000, each county shall have a board of supervisors consisting of five members. The County of Monterey is governed by five supervisors representing individual districts as well as the County in its entirety.

District One, represented by Supervisor Luis A. Alejo, encompasses the urban east, west, north, and downtown areas of the City of Salinas.

District Two, an area spanning from Boronda north through Castroville and Pajaro to the Santa Cruz County line, is represented by Supervisor Glenn Church.

Supervisor Chris Lopez represents District Three, which includes a small part of east Salinas, the four Salinas Valley cities of Gonzales, Greenfield, Soledad, and King City, and south to the San Luis Obispo County line.

District Four, represented by Supervisor Wendy Root Askew, includes south Salinas, Fort Ord, and the cities of Marina, Seaside, Del Rey Oaks, and Sand City.

Supervisor Kate Daniels represents District Five, covering the Highway 68 corridor, Carmel Valley and Pebble Beach, the cities of Carmel-by-the-Sea, Monterey, and Pacific Grove, and south along the Big Sur coastline.

## Programs and Functions:

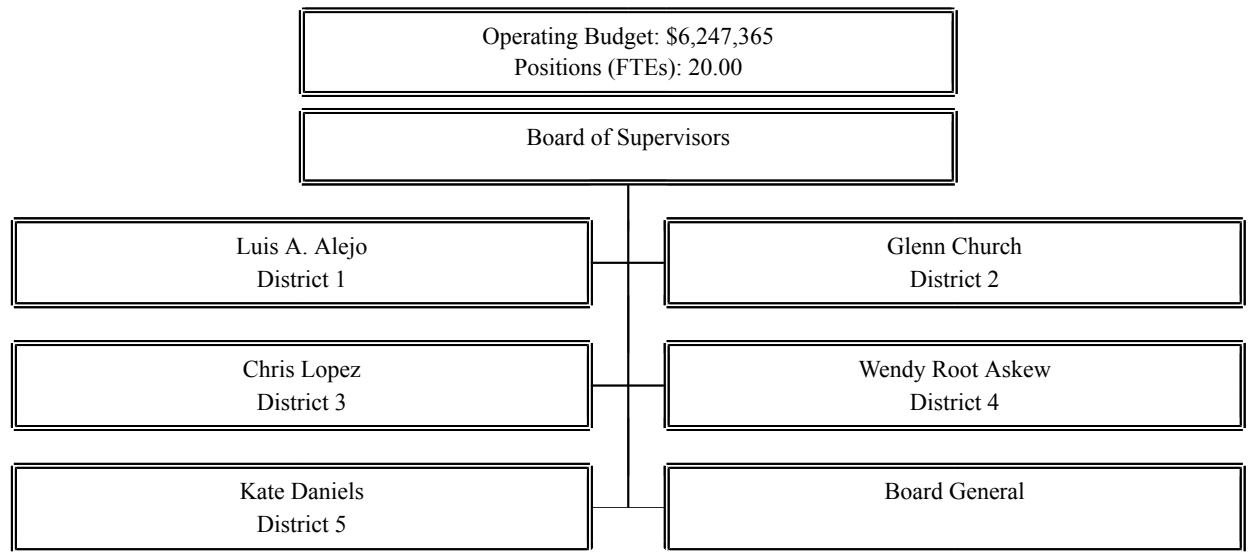
The Board of Supervisors is responsible for establishing and directing the implementation of policies consistent with public needs and the requirements of state and federal laws. As the governing body of the County, the Board of Supervisors acts in the capacity of the Board of Directors of the Monterey County Water Resources Agency and as the governing Board of the Successor Agency and Housing Successor Agency of the County Redevelopment Agency. Board members provide review and policy guidance through the Board of Supervisors' committees, including Budget; Homelessness Health, Housing & Human Services; Capital Improvement; Legislative; Human Resources; Economic Development; and Alternative Energy and the Environment. Additionally, board members represent the interests of the County as members of numerous local and regional committees, boards, and special districts. Supervisorial District Offices coordinate business through the Clerk of the Board and the County Administrative Office. The Board of Supervisors' budget provides salaries and benefits to the board members and their staff, as well as costs for countywide internal services, such as information technology, telecommunications, general liability insurance, and workers' compensation insurance. Appropriations provide for expenses related to the business needs of each supervisorial district, including office supplies, equipment and maintenance, and travel requirements.

## Department's Contributions to the County's Prior Strategic Initiatives:

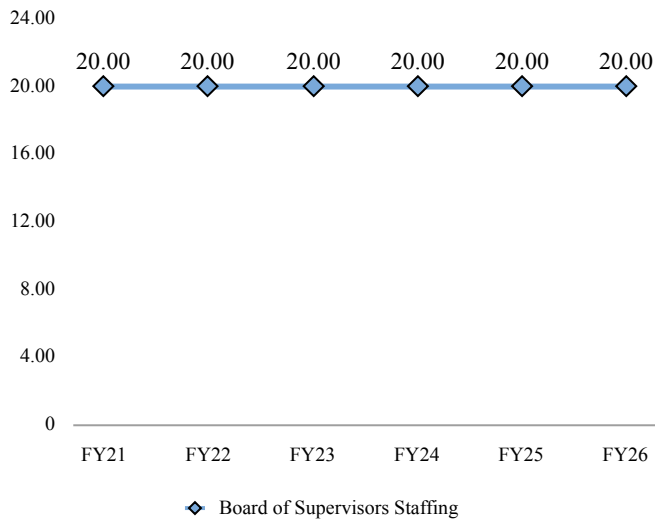
The Board of Supervisors developed and adopted the Strategic Initiatives setting forth policies, key objectives and performance measures for Economic Development, Administration, Health and Human Services, Infrastructure, and Public Safety.

The strategic initiatives have been updated and are currently being implemented into Strategic Goals. They will be represented in the FY 2026-27 Recommended Budget Book.

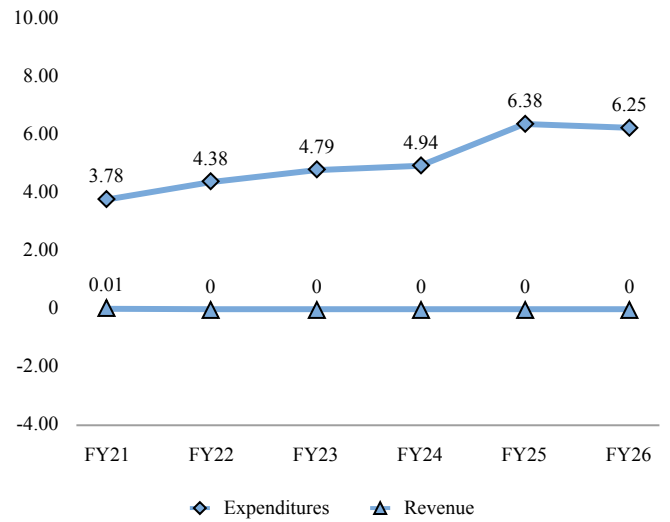




### Staffing Trends

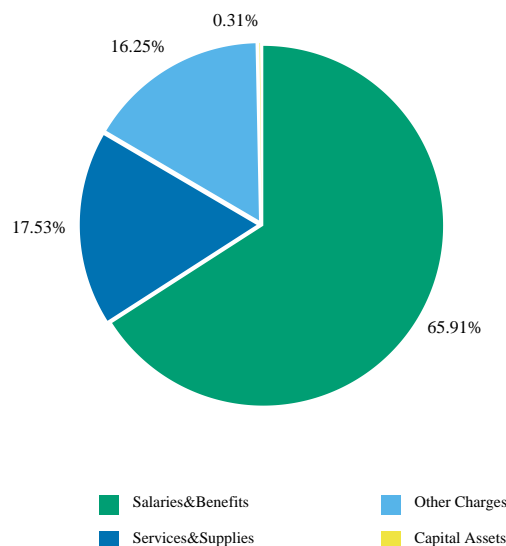


### Expenditure/Revenue History (in millions)

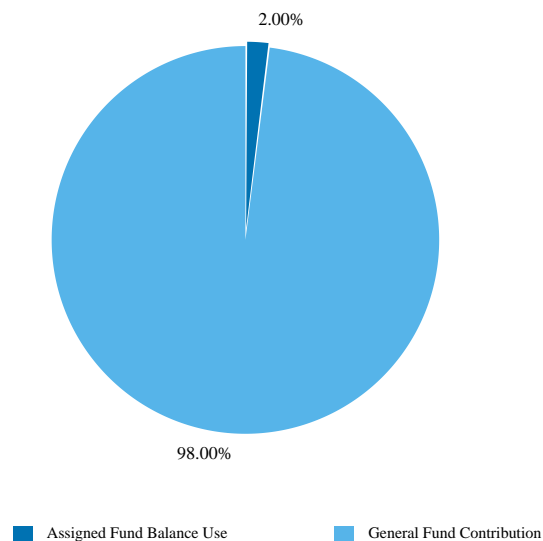




## Use of Funds



## Source of Funds



## Use of Funds

Expenditures	Prior Year 2023-2024	Adopted Budget 2024-2025	CY Estimate 2024-2025	Requested Budget 2025-2026	Recommended Budget 2025-2026	Recommended Change from Adopted
Salaries and Employee Benefits	\$ 3,732,115	\$ 3,752,972	\$ 3,837,191	\$ 4,117,716	\$ 4,117,716	\$ 364,744
Services and Supplies	437,180	1,645,136	1,490,710	1,754,751	1,095,251	(549,885)
Other Charges	775,403	965,182	965,184	1,014,898	1,014,898	49,716
Capital Assets	0	19,500	19,500	19,500	19,500	0
<b>Subtotal</b>	<b>\$ 4,944,698</b>	<b>\$ 6,382,790</b>	<b>\$ 6,312,585</b>	<b>\$ 6,906,865</b>	<b>\$ 6,247,365</b>	<b>\$ (135,425)</b>

## Source of Funds

Revenues	Prior Year 2023-2024	Adopted Budget 2024-2025	CY Estimate 2024-2025	Requested Budget 2025-2026	Recommended Budget 2025-2026	Recommended Change from Adopted
Miscellaneous Revenues	\$ 40	\$ -	\$ -	\$ -	\$ -	\$ -
<b>Subtotal</b>	<b>\$ 40</b>	<b>\$ -</b>	<b>\$ -</b>	<b>\$ -</b>	<b>\$ -</b>	<b>\$ -</b>
GF - Assigned Fund Balance Use	-	-	-	-	125,214	125,214
General Fund Contributions	4,944,658	6,382,790	6,312,585	6,906,865	6,122,151	(260,639)
<b>Total Source of Funds</b>	<b>\$ 4,944,698</b>	<b>\$ 6,382,790</b>	<b>\$ 6,312,585</b>	<b>\$ 6,906,865</b>	<b>\$ 6,247,365</b>	<b>\$ (135,425)</b>

## Summary of Recommendation

The County Administrative Office (CAO) prepares the budget for the Board of Supervisors, working with supervisorial district staff to identify funding requirements. The Recommended Budget includes appropriations for each district to meet salary and benefits requirements at a level consistent with negotiated salary, benefits, and earned step increases.

Appropriations provide for fixed, non-discretionary expenditures and day-to-day business-related costs necessary to meet district and County representation requirements.

Recommended appropriations total \$6,247,365, a decrease of \$135,425 (2.17%) from the FY 2024-25 Adopted Budget. The decrease is primarily attributed to prior-year one-time augmentations for funding for non-

profit needs. Offsetting the reductions are increases attributed to earned salaries, pension contributions, health insurance, and general liability.

## Budget Impacts

The Recommended Budget maintains status quo staffing and operations.

## Prior Year Accomplishments

The Board of Supervisors continued implementing the adopted Strategic Initiatives setting forth policies, key objectives and performance measures for Economic Development, Administration, Health and Human Services, Infrastructure, and Public Safety:

Economic Development- "Enhancing the well-being and prosperity of Monterey County Residents"

Strategic Initiative: Through collaboration, strengthen economic development to ensure a diversified and healthy economy.

Administration- "Efficient and Effective Government Operations"

Strategic Initiative: Promote an organization that practices efficient and effective resource management and is recognized for responsiveness, strong customer orientation, accountability and transparency.

Health and Human Services- "Health and Wellness for Monterey County Residents"

Strategic Initiative: Improve health and quality of life through County supported policies, programs, and services; promoting access to equitable opportunities for healthy choices and healthy environments in collaboration with communities.

Infrastructure- "Meeting our Facilities, Water, Technology and Transportation Needs"

Strategic Initiative: Plan and develop a sustainable, physical infrastructure that improves the quality of life for County residents and supports economic development results.

Public Safety- "Creating Safe Communities"

Strategic Initiative: Create a safe environment for people to achieve their potential, leading businesses and communities to thrive and grow while reducing violent crimes.

---

**Budget Year Goals**

Continue implementation of adopted Strategic Goals and Key Objectives, which assure that County functions are performed to consistently meet Board-adopted goals on behalf of Monterey County citizens. The Board will remain actively engaged with directing and achieving the policy area Strategic Goals to meet key objectives.

---

**Pending Issues**

The Strategic Initiatives have been updated and are currently being implemented into Strategic Goals and will be represented in the FY 2026-27 Recommended Budget Book.

---

**Policy Considerations**

There are no policy considerations.

## Appropriation Expenditure Detail

Entity Description	Entity Code	Fund Code	Prior Year 2023-2024	Adopted Budget 2024-2025	CY Estimate 2024-2025	Requested Budget 2025-2026	Recommended Budget 2025-2026	Recommended Change from Adopted
<b>Board of Supervisors</b>	<b>BOS100</b>	<b>1001</b>	<b>\$ 4,944,698</b>	<b>\$ 6,382,790</b>	<b>\$ 6,312,585</b>	<b>\$ 6,906,865</b>	<b>\$ 6,247,365</b>	<b>\$ (135,425)</b>
District 1	100001	1001	783,186	1,024,142	984,032	998,264	974,264	(49,878)
District 2	100002	1001	748,070	1,025,874	1,033,470	1,085,264	974,264	(51,610)
District 3	100003	1001	872,709	1,023,955	994,610	1,098,764	974,264	(49,691)
District 4	100004	1001	773,646	1,024,854	982,368	1,174,264	974,264	(50,590)
District 5	100005	1001	782,345	1,024,247	1,057,693	1,174,266	974,266	(49,981)
District 0	100006	1001	984,742	1,259,718	1,260,412	1,376,043	1,376,043	116,325
<b>Total</b>			<b>\$ 4,944,698</b>	<b>\$ 6,382,790</b>	<b>\$ 6,312,585</b>	<b>\$ 6,906,865</b>	<b>\$ 6,247,365</b>	<b>\$ (135,425)</b>

## Adopted 2024-2025 to Recommended 2025-2026 Positions

Classification Code	Classification Label	Adopted Budget 2023-2024	Adopted Budget 2024-2025	Recommended Budget 2025-2026	Change
10A01	BOARD OF SUPERVISORS CHAIRMAN	1.00	1.00	1.00	0.00
10A02	BOARD OF SUPERVISORS MEMBER	4.00	4.00	4.00	0.00
14H02	BOARD OF SUPERVISORS POLICY ANALYST	10.00	10.00	10.00	0.00
14H10	BOARD OF SUPERVISORS CHIEF OF STAFF	5.00	5.00	5.00	0.00
<b>Total</b>		<b>20.00</b>	<b>20.00</b>	<b>20.00</b>	<b>0.00</b>

## Augmentation Requests

Request Code	Request Name	Ranking Type Name	Requested Amount	Requested FTE	Recommended Budget	Recommended FTE
100001-1001-AUG001	Discretionary Contributions Fund District 1	Status Quo Other	24,000	-	-	-
100001-1001-AUG006	Discretionary Contributions Fund District 1	Status Quo Other	100,000	-	100,000	-
100002-1001-AUG002	Discretionary Contributions Fund District 2	Status Quo Other	111,000	-	-	-
100002-1001-AUG007	Discretionary Contributions Fund District 2	Status Quo Other	100,000	-	100,000	-
100003-1001-AUG003	Discretionary Contributions Fund District 3	Status Quo Other	124,500	-	-	-
100003-1001-AUG008	Discretionary Contributions Fund District 3	Status Quo Other	100,000	-	100,000	-
100004-1001-AUG004	Discretionary Contributions Fund District 4	Status Quo Other	200,000	-	-	-
100004-1001-AUG009	Discretionary Contributions Fund District 4	Status Quo Other	100,000	-	100,000	-
100005-1001-AUG005	Discretionary Contributions Fund District 5	Status Quo Other	200,000	-	-	-
100005-1001-AUG010	Discretionary Contributions Fund District 5	Status Quo Other	100,000	-	100,000	-
<b>Grand Total:</b>			<b>1,159,500</b>	<b>-</b>	<b>500,000</b>	<b>-</b>



This page intentionally left blank.

# Emergency Management

## Departmental Overview:

The Department of Emergency Management (DEM) leads and coordinates major countywide services including community disaster preparedness, public preparedness education, emergency planning, public employees' emergency and disaster skills development, response planning, alert and warning, operational area incident response management and short-term recovery. The department develops and sustains effective relationships with residents, county offices and departments, cities, special districts, state and federal agencies, community-based organizations, and other allied stakeholder organizations.

## Programs and Functions:

DEM administers a comprehensive range of administrative and emergency management functions to ensure effective disaster preparedness, response, and recovery services are provided to impacted communities.

Its administrative functions include managing day-to-day office operations, overseeing fiscal planning, securing funding for emergency efforts, and advocating for policies that align with state and federal standards. The department coordinates with local agencies and external partners, oversees post-disaster cost recovery efforts, and administers a significant local, state, and federal grant profile. These functions enable DEM to efficiently allocate resources and prepare for unforeseen emergencies.

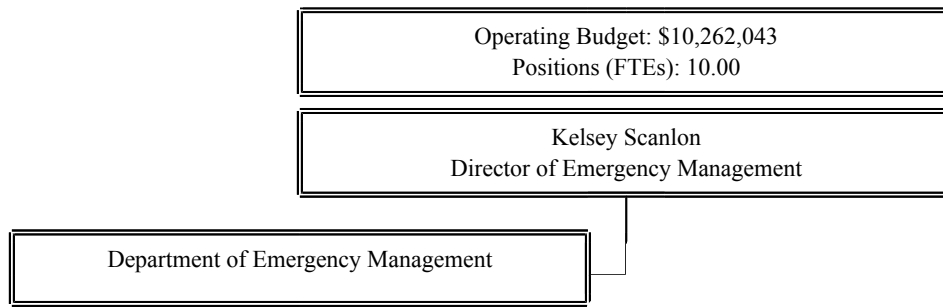
DEM's emergency management programs focus on enhancing County and community preparedness, response, and recovery. Programs include, but are not limited to:

- Disaster Preparedness, Planning and Public Education
- Disaster Service Capability and Capacity Development
- Disaster Response and Recovery
- Emergency Operations Center (EOC)
- First Responder and Disaster Service Worker Support and Training
- Alert and Warning System, Public Information
- Critical Infrastructure and Community Resilience

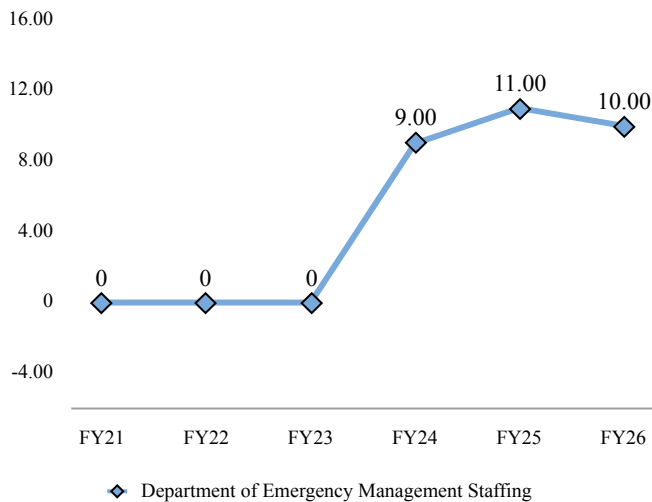
## Department's Contributions to the County's Prior Strategic Initiatives:

DEM has significantly advanced the County's strategic goals by enhancing community resilience, safety, and well-being across the Operational Area by supporting economic development and preparing the County for disaster recovery, safeguarding critical infrastructure, and fostering economic resilience post-disaster. The restructuring of DEM in 2022 strengthened internal operations, improved resource allocation and coordination for large-scale emergencies. DEM is responsible for maintaining, operating, and managing the county Emergency Operations Center (EOC), which serves as a leader in public health and safety by coordinating and overseeing comprehensive disaster response efforts, ensuring the community's safety through cross-sector coordination during emergencies. DEM leads proactive initiatives like public education and outreach programs, which equip residents with the knowledge to prepare for and respond to disasters. During a crisis, the EOC becomes the central hub for managing emergency response, coordinating with local agencies, public safety organizations, and first responders to ensure timely and effective delivery of services. DEM's leadership extends to providing critical resources and support to vulnerable populations, ensuring they receive the help they need during and after a disaster. DEM's management and administration of the emergency alert and warning system, Alert Monterey County, ensures that the public is kept informed with real-time updates, helping residents make informed decisions. Through these efforts, DEM and the EOC not only respond to disasters but also help build resilience and safeguard public health and safety across the community.

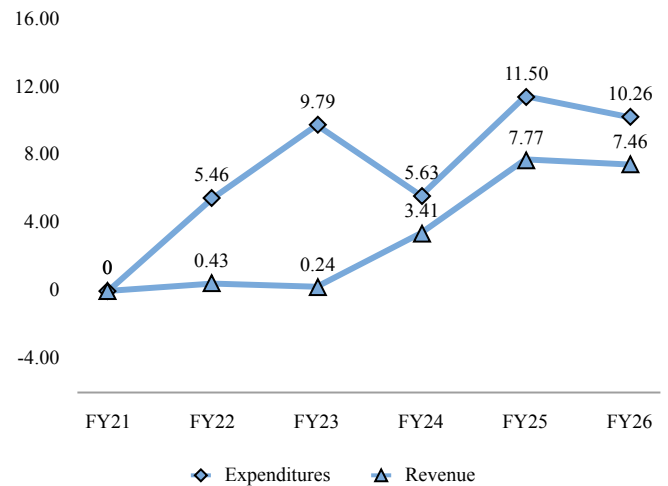




## Staffing Trends



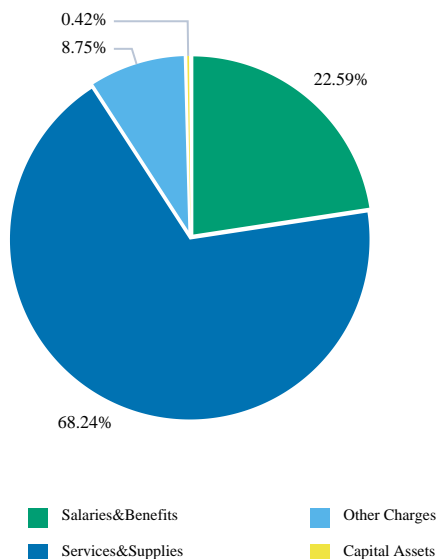
## Expenditure/Revenue History (in millions)



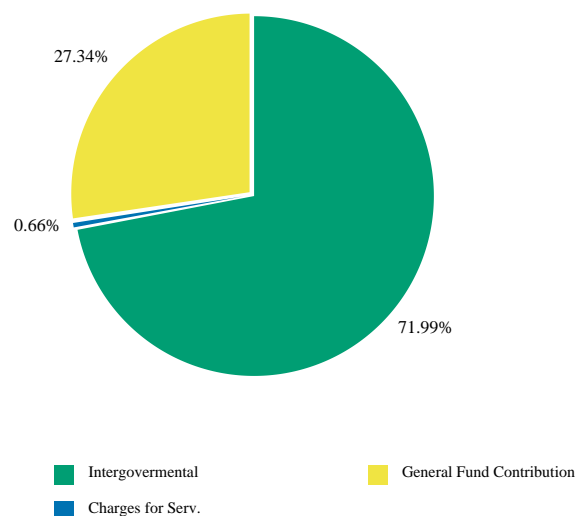
The Board of Supervisors adopted a resolution establishing the County as the Single Operational Area and Operational Area (OA) Authority for the purpose of coordinating inter-jurisdictional emergency management activities during disasters in 1995. DEM leads and coordinates major countywide services including community disaster preparedness, public preparedness education, emergency planning, public employees' emergency and disaster skills development, response planning, alert and warning, operational area incident response management and short-term recovery.

Key Performance Measures	2022-2023 Actual	2023-2024 Actual	2024-2025 Mid-Year
Emergency Alerts Disseminated	200	195	214
Local Emergencies Proclaimed	3	3	2
Plans Developed or Updated	4	0	0

## Use of Funds



## Source of Funds



## Use of Funds

Expenditures	Prior Year 2023-2024	Adopted Budget 2024-2025	CY Estimate 2024-2025	Requested Budget 2025-2026	Recommended Budget 2025-2026	Recommended Change from Adopted
Salaries and Employee Benefits	\$ 1,547,755	\$ 2,353,971	\$ 2,134,770	\$ 3,116,902	\$ 2,318,211	\$ (35,760)
Services and Supplies	3,242,327	8,545,130	9,489,274	7,777,495	7,002,495	(1,542,635)
Other Charges	836,014	604,116	604,120	898,089	898,089	293,973
Capital Assets	7	0	18,751	43,248	43,248	43,248
<b>Subtotal</b>	<b>\$ 5,626,103</b>	<b>\$ 11,503,217</b>	<b>\$ 12,246,915</b>	<b>\$ 11,835,733</b>	<b>\$ 10,262,043</b>	<b>\$ (1,241,174)</b>

## Source of Funds

Revenues	Prior Year 2023-2024	Adopted Budget 2024-2025	CY Estimate 2024-2025	Requested Budget 2025-2026	Recommended Budget 2025-2026	Recommended Change from Adopted
Revenue from Use of Money & Property	\$ 1,703	\$ 6,444	\$ 6,444	\$ -	\$ -	\$ (6,444)
Intergovernmental Revenues	3,365,767	7,696,970	8,603,206	2,438,037	7,388,037	(308,933)
Charges For Services	27,219	68,000	68,000	68,000	68,000	0
Miscellaneous Revenues	14,700	-	-	-	-	-
<b>Subtotal</b>	<b>\$ 3,409,389</b>	<b>\$ 7,771,414</b>	<b>\$ 8,677,650</b>	<b>\$ 2,506,037</b>	<b>\$ 7,456,037</b>	<b>\$ (315,377)</b>
Fund Balance	\$ (28,680)	\$ 0	\$ 36,625	\$ 0	\$ 0	\$ 0
GF - Restricted Fund Balance Use	-	-	-	4,950,000	-	-
General Fund Contributions	2,245,393	3,731,803	3,532,640	4,379,696	2,806,006	(925,797)
<b>Total Source of Funds</b>	<b>\$ 5,626,103</b>	<b>\$ 11,503,217</b>	<b>\$ 12,246,915</b>	<b>\$ 11,835,733</b>	<b>\$ 10,262,043</b>	<b>\$ (1,241,174)</b>

## Summary of Recommendation

The FY 2025-26 Recommended Budget for DEM is \$10,262,043 and will be financed through program revenues of \$2,506,037, a General Fund Contribution (GFC) of \$2,806,006 and \$4,950,000 in restricted revenues. This is a decrease of \$1,241,174 and DEM faces the loss of a vacant Management Analyst II position. With the removal of the vacant position the department's positions were reduced to 10 Full-Time Equivalent positions (FTEs).

The Recommended Budget includes an augmentation of \$129,370 to maintain a filled Administrative Secretary position.

## Budget Impacts

The GFC reduction will have a significant impact on the department's ability to prepare, respond and recover from potential and existing emergency events. The loss of a Management Analyst position creates a burden on other staff already struggling with existing grant reporting and documentation requirements and limits the ability to seek additional grant opportunities with less staff to manage and administer the grants.

The loss of the position will further impact the ability to meet grant requirements for the Homeland Security Grant and Emergency Management Grant which require staff to attend multiple trainings. DEM has continued to decrease operating costs over the last two fiscal years, delaying new emergency plans necessary to receive funding and prepare for future emergency incidents. DEM submitted augmentation requests, which were not recommended due to other countywide fiscal obligations, for assistance with writing the Emergency Operation and Five-Year Strategic plans, additional positions for Alert & Warning and Public Information Officer, and grant and contract management.

The augmentation request for the EOC Budget was denied, which will severely impact DEM's ability to respond and provide a service level the community has come to expect should an emergency occur, given the constraints of the current fiscal situation.

---

## Prior Year Accomplishments

DEM continued to expand and broaden its community services and outreach while seeking additional grant opportunities after becoming a standalone department on December 31, 2022, and is in its second year of maintaining a department budget.

### Incidents and Emergencies

DEM responded to approximately 30 incidents and emergencies throughout the Operational Area (OA). In 2024, the County proclaimed the existence of two local emergencies in the winter; of which one resulted in a Gubernatorial Declaration of a Major Disaster. In addition to the Bomb Cyclone Storm/Power Disruption and Rocky Creek Landslide, the county experienced several notable threats and/or emergencies that did not result in a Local Proclamation of Emergency, including but not limited to wildfires, landslides, tornado warning, flash flooding, and a geomagnetic storm. In early 2025, two emergencies resulted in the proclamation of the existence of a local emergency: flooding and Moss300 Battery Energy Storage System structure fire and hazardous materials incident.

### Accomplishments

An atmospheric river event brought heavy rain leading to a breach of the Pajaro River Levee system on March 10, 2023. DEM continues to administer the \$20 million disbursement through Assembly Bill 102 - Budget Act of 2023 (Chapter 38, Statutes of 2023) funds to provide flood relief and resilience programs within and for the community of Pajaro.

DEM launched a new standalone disaster webpage, ReadyMontereyCounty.Org, to serve as a one stop shop for all emergency information in the OA.

In spring 2024, DEM was awarded the "Exceptional Service Award" at the California Emergency Services Association Conference for the County's response and recovery efforts to winter storm flooding in Pajaro and throughout the OA in March 2023.

Staff coordinated the County's participation in the Diablo Canyon Nuclear Power Plant Ingestion Pathway Exercise in Summer 2024.

DEM developed and commenced the implementation of the new Disaster Service Worker Program policies, procedures, organization, and training in the winter.

Over the course of a year, DEM staff planned a functional exercise of the Emergency Operations Center (EOC) to test the Nacimiento Dam Emergency Action Plan in spring 2025.

---

## Budget Year Goals

**Pajaro Long-Term Recovery:** In December 2023, the Board of Supervisors authorized the Director of DEM to take all steps necessary to implement and administer the grant of \$20 million from the California Office of Emergency Services via the 2023 Winter Storm Flood Relief (WS) Program #WS23 01 0270. This program continues to be the highest priority of the Department in 2025, in addition to developing long-term recovery efforts and community outreach.

**2025 Emergency Operations Plan (EOP) Update:** DEM plans to commence the fourth EOP in FY 2025-26 in anticipation of the 2025 expiration date.

**Disaster Service Worker (DSW) Program:** As public employees, County employees are DSWs and may be called to respond in the event of a disaster. DEM will be organizing and training DSWs to serve in a disaster through collaboration with the County Administrative Office and Human Resources Department.

**Community Organizations Active in Disasters (COAD):** The 2023 Winter Storms highlighted the various ways in which community based organizations and non-profit organizations can solve unique challenges outside of the scope of government disaster services. DEM will be working with stakeholders to develop and establish a County COAD.

**Community Emergency Response Teams (CERT):** Individual emergency preparedness continues to be a cornerstone of community resilience, especially considering the increasing frequency of inclement weather, extreme heat, wildfires, and the high probability of a major earthquake for our region. Currently, there are only four (4) CERTs in the OA: Carmel Valley, Monterey Peninsula, Big Sur, and Lockwood. Developing new and supporting current CERTs is a top priority of DEM.

**Youth Preparedness Program:** DEM will be collaborating with the Monterey County Office of Education to roll out a Monterey County Cares for Kids youth emergency preparedness program and provide age-appropriate disaster preparedness education in classrooms.

**Cost Recovery and Grant Administration:** DEM's fiscal responsibilities have continued to expand due to multiple significant federal disasters that occurred in 2023 and 2024, and the County's exhaustive and robust efforts to protect lives and property. Considerable effort has and will continue to be committed to effective cost recovery of Federal Emergency Management Agency's Public Assistance grant program.

---

## Pending Issues

DEM is responsible for the coordination and general oversight of financial cost recovery of eligible expenses related to disasters. At present, the department is still processing reimbursements from projects affiliated with the following Gubernatorial Declarations: DR-4769 2024 Winter Storms, DR-4699 2023 Winter Storms & Levee Breach, DR-4683 2022-23 Severe Winter Storms, Flooding, Landslides, and Mudslides, DR-4558 2020 Wildfires, DR-4482 2020 COVID-19.

Recovery initiatives in the unincorporated township of Pajaro have remained an ongoing effort, placing additional staffing, and workload demands on the department. Some non-essential or unmandated functions may be suspended to prioritize recovery needs for the community of Pajaro.

---

## Policy Considerations

There are no policy considerations.



## Appropriation Expenditure Detail

Entity Description	Entity Code	Fund Code	Prior Year 2023-2024	Adopted Budget 2024-2025	CY Estimate 2024-2025	Requested Budget 2025-2026	Recommended Budget 2025-2026	Recommended Change from Adopted
<b>Emergency Management</b>	<b>DEM100</b>	<b>1001</b>	<b>\$ 5,549,317</b>	<b>\$ 9,535,743</b>	<b>\$ 10,275,481</b>	<b>\$ 10,366,638</b>	<b>\$ 8,792,948</b>	<b>\$ (742,795)</b>
Emergency Management	104001	1001	5,296,274	8,349,910	9,089,648	9,761,847	8,788,157	438,247
Emergency Operations Center	104002	1001	253,043	1,185,833	1,185,833	604,791	4,791	(1,181,042)
<b>Homeland Security Grant</b>	<b>DEM101</b>	<b>1320</b>	<b>76,786</b>	<b>1,967,474</b>	<b>1,971,434</b>	<b>1,469,095</b>	<b>1,469,095</b>	<b>(498,379)</b>
Homeland Security Grant	104003	1320	76,786	1,967,474	1,971,434	1,469,095	1,469,095	(498,379)
<b>Total</b>			<b>\$ 5,626,103</b>	<b>\$ 11,503,217</b>	<b>\$ 12,246,915</b>	<b>\$ 11,835,733</b>	<b>\$ 10,262,043</b>	<b>\$ (1,241,174)</b>

## Adopted 2024-2025 to Recommended 2025-2026 Positions

Classification Code	Classification Label	Adopted Budget 2023-2024	Adopted Budget 2024-2025	Recommended Budget 2025-2026	Change
11A13	DIRECTOR OF EMERGENCY MANAGEMENT	1.00	1.00	1.00	0.00
14A25	EMERGENCY SERVICES MANAGER	1.00	2.00	2.00	0.00
14C30	MANAGEMENT ANALYST II	2.00	2.00	1.00	(1.00)
20B95	FINANCE MANAGER I	1.00	1.00	1.00	0.00
41G01	EMERGENCY SERVICES PLANNER	4.00	4.00	4.00	0.00
80A33	ADMINISTRATIVE SECRETARY	1.00	1.00	1.00	0.00
<b>Total</b>		<b>10.00</b>	<b>11.00</b>	<b>10.00</b>	<b>(1.00)</b>

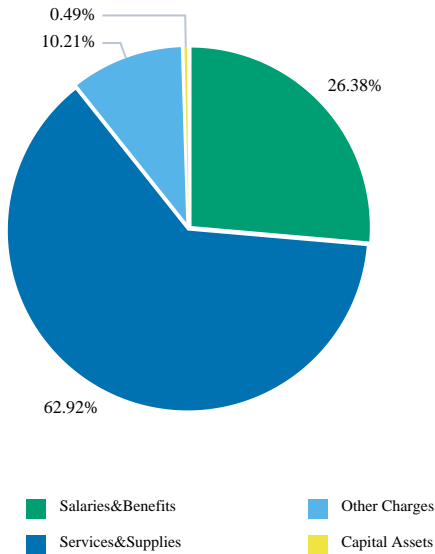
## Augmentation Requests

Request Code	Request Name	Ranking Type Name	Requested Amount	Requested FTE	Recommended Budget	Recommended FTE
104001-1001-AUG001	Management Analyst II- Allocated Vacant Full Time - Permanent	New Program/Service w/ General Fund Funding	178,242	1.00	-	-
104001-1001-AUG002	Administrative Secretary- Allocated Filled Full Time - Permanent	Status Quo Filled Position	129,370	1.00	129,370	1.00
104001-1001-AUG003	Management Analyst III New Allocation Full Time - Permanent	Request New Position	189,788	1.00	-	-
104001-1001-AUG004	Alert and Warning / Public Information Specialist (Management Analyst II) New Allocation Full Time - Permanent	Request New Position	178,242	1.00	-	-
104001-1001-AUG005	Management Analyst I New Allocation Full Time - Limited Term	Request New Position	158,876	1.00	-	-
104001-1001-AUG006	AB102 Management and Administration	Status Quo Other	93,542	-	-	-
104001-1001-AUG007	Emergency Operations PLan	New Mandated Program/Service w/ General Fund Funding	140,000	-	-	-
104001-1001-AUG008	2025-30 (5 Year) DEM Strategic Plan Facilitation	New Program/Service w/ General Fund Funding	35,000	-	-	-
104002-1001-AUG006	Emergency Operations Budget	Status Quo Other	600,000	-	-	-
<b>Grand Total:</b>			<b>1,703,060</b>	<b>5.00</b>	<b>129,370</b>	<b>1.00</b>

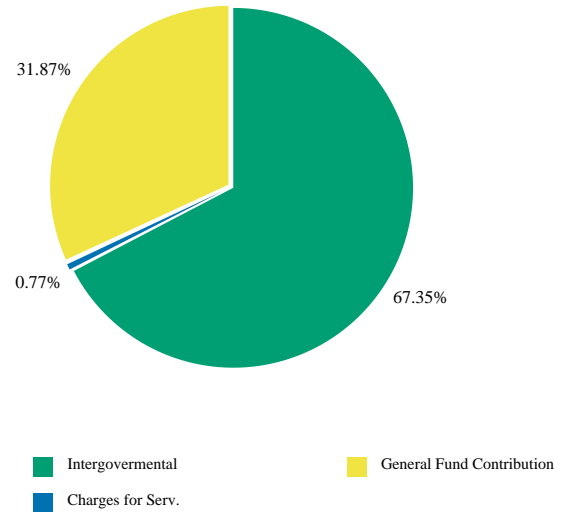
# Emergency Management

(Budget Unit 104001 - Fund 1001 - Appropriation Unit DEM100)

## Use of Funds



## Source of Funds



## Use of Funds

Expenditures	Prior Year 2023-2024	Adopted Budget 2024-2025	CY Estimate 2024-2025	Requested Budget 2025-2026	Recommended Budget 2025-2026	Recommended Change from Adopted
Salaries and Employee Benefits	\$ 1,547,755	\$ 2,353,971	\$ 2,134,770	\$ 3,116,902	\$ 2,318,211	\$ (35,760)
Services and Supplies	2,976,976	5,431,457	6,371,641	5,704,481	5,529,481	98,024
Other Charges	771,543	564,482	564,486	897,217	897,217	332,735
Capital Assets	0	0	18,751	43,248	43,248	43,248
<b>Subtotal</b>	<b>\$ 5,296,274</b>	<b>\$ 8,349,910</b>	<b>\$ 9,089,648</b>	<b>\$ 9,761,847</b>	<b>\$ 8,788,157</b>	<b>\$ 438,247</b>

## Source of Funds

Revenues	Prior Year 2023-2024	Adopted Budget 2024-2025	CY Estimate 2024-2025	Requested Budget 2025-2026	Recommended Budget 2025-2026	Recommended Change from Adopted
Intergovernmental Revenues	\$ 3,276,704	\$ 5,735,940	\$ 6,674,841	\$ 968,942	\$ 5,918,942	\$ 183,002
Charges For Services	27,219	68,000	68,000	68,000	68,000	0
<b>Subtotal</b>	<b>\$ 3,303,923</b>	<b>\$ 5,803,940</b>	<b>\$ 6,742,841</b>	<b>\$ 1,036,942</b>	<b>\$ 5,986,942</b>	<b>\$ 183,002</b>
GF - Restricted Fund Balance Use	-	-	-	4,950,000	-	-
General Fund Contributions	1,992,351	2,545,970	2,346,807	3,774,905	2,801,215	255,245
<b>Total Source of Funds</b>	<b>\$ 5,296,274</b>	<b>\$ 8,349,910</b>	<b>\$ 9,089,648</b>	<b>\$ 9,761,847</b>	<b>\$ 8,788,157</b>	<b>\$ 438,247</b>

## Unit Description

DEM ensures that the County has the capability and sustained capacity to prepare for, respond to, and recover from any natural, technological, or human- related emergency or disaster. Responsibilities include coordinating public awareness and education on community risks, hazards, and preparedness actions. DEM ensures that the whole community, including public safety, governmental leadership, private, and non- profit agencies are fully prepared to engage in response, recovery, and mitigation operations. To accomplish this, DEM develops and maintains a variety of emergency planning efforts, including incident response plans, and hazard and function-specific

plans. The coordination and collaboration between federal, state, local, and non- government agencies is the cornerstone of operations.

## Recommended FY 2025-2026 Positions


Classification Code	Classification Label	FTE
11A13	DIRECTOR OF EMERGENCY MANAGEMENT	1.00
14A25	EMERGENCY SERVICES MANAGER	2.00
14C30	MANAGEMENT ANALYST II	1.00

20B95	FINANCE MANAGER I	1.00
41G01	EMERGENCY SERVICES PLANNER	4.00
80A33	ADMINISTRATIVE SECRETARY	1.00
	<u>Total</u>	10.00

# Emergency Operations Center

(Budget Unit 104002 - Fund 1001 - Appropriation Unit DEM100)


## Use of Funds



100.00%

Other Charges

## Source of Funds



100.00%

General Fund Contribution

## Use of Funds

Expenditures	Prior Year 2023-2024	Adopted Budget 2024-2025	CY Estimate 2024-2025	Requested Budget 2025-2026	Recommended Budget 2025-2026	Recommended Change from Adopted
Services and Supplies	\$ 222,262	\$ 1,150,000	\$ 1,150,000	\$ 600,000	\$ -	\$ (1,150,000)
Other Charges	30,781	35,833	35,833	4,791	4,791	(31,042)
<b>Subtotal</b>	<b>\$ 253,043</b>	<b>\$ 1,185,833</b>	<b>\$ 1,185,833</b>	<b>\$ 604,791</b>	<b>\$ 4,791</b>	<b>\$ (1,181,042)</b>

## Source of Funds

Revenues	Prior Year 2023-2024	Adopted Budget 2024-2025	CY Estimate 2024-2025	Requested Budget 2025-2026	Recommended Budget 2025-2026	Recommended Change from Adopted
<b>Subtotal</b>	<b>\$ -</b>	<b>\$ -</b>	<b>\$ -</b>	<b>\$ -</b>	<b>\$ -</b>	<b>-</b>
General Fund Contributions	253,043	1,185,833	1,185,833	604,791	4,791	(1,181,042)
<b>Total Source of Funds</b>	<b>\$ 253,043</b>	<b>\$ 1,185,833</b>	<b>\$ 1,185,833</b>	<b>\$ 604,791</b>	<b>\$ 4,791</b>	<b>\$ (1,181,042)</b>

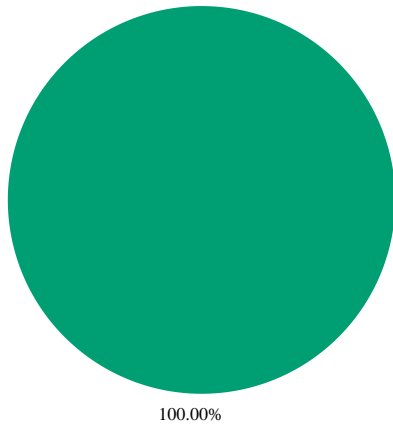
## Unit Description

DEM operates and activates the County's EOC during emergency conditions. This unit captures emergency activities unrelated to normal operations.

# Homeland Security Grant

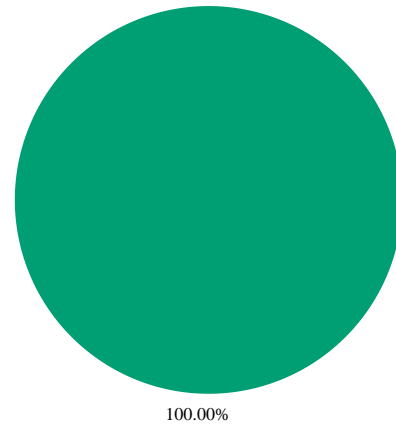
(Budget Unit 104003 - Fund 1320 - Appropriation Unit DEM101)

## Use of Funds



Services&Supplies

## Source of Funds



Intergovernmental

## Use of Funds

Expenditures	Prior Year 2023-2024	Adopted Budget 2024-2025	CY Estimate 2024-2025	Requested Budget 2025-2026	Recommended Budget 2025-2026	Recommended Change from Adopted
Services and Supplies	\$ 43,090	\$ 1,963,673	\$ 1,967,633	\$ 1,473,014	\$ 1,473,014	\$ (490,659)
Other Charges	33,690	3,801	3,801	(3,919)	(3,919)	(7,720)
Capital Assets	7	0	0	-	-	0
<b>Subtotal</b>	<b>\$ 76,786</b>	<b>\$ 1,967,474</b>	<b>\$ 1,971,434</b>	<b>\$ 1,469,095</b>	<b>\$ 1,469,095</b>	<b>\$ (498,379)</b>

## Source of Funds

Revenues	Prior Year 2023-2024	Adopted Budget 2024-2025	CY Estimate 2024-2025	Requested Budget 2025-2026	Recommended Budget 2025-2026	Recommended Change from Adopted
Revenue from Use of Money & Property	\$ 1,703	\$ 6,444	\$ 6,444	\$ -	\$ -	\$ (6,444)
Intergovernmental Revenues	89,063	1,961,030	1,928,365	1,469,095	1,469,095	(491,935)
Miscellaneous Revenues	14,700	-	-	-	-	-
<b>Subtotal</b>	<b>\$ 105,466</b>	<b>\$ 1,967,474</b>	<b>\$ 1,934,809</b>	<b>\$ 1,469,095</b>	<b>\$ 1,469,095</b>	<b>\$ (498,379)</b>
Fund Balance	\$ (28,680)	\$ 0	\$ 36,625	\$ 0	\$ 0	\$ 0
<b>Total Source of Funds</b>	<b>\$ 76,786</b>	<b>\$ 1,967,474</b>	<b>\$ 1,971,434</b>	<b>\$ 1,469,095</b>	<b>\$ 1,469,095</b>	<b>\$ (498,379)</b>

## Unit Description

The Homeland Security Grant unit was created in FY 2012-13 to separate grant funds from operational expenditures to improve tracking and auditing of authorized training, projects, and purchases for participating agencies.



This page intentionally left blank.

# County Administrative Office

## Departmental Overview:

The County Administrative Office (Office) serves as the chief policy and fiscal advisor to the County Administrative Officer (CAO) and the Board of Supervisors. The Office aids and advises the BOS through coordination of county operations and responses to and resolution of countywide issues and challenges. The Office promotes responsible resource allocation, protects the financial integrity of the County and provides independent analysis of policies. This responsibility includes the recommendation of the annual county budget, representation of the BOS in relationships with other agencies, and assistance to offices and departments in analyzing new or changed systems, procedures, and organizations.

## Programs and Functions:

The Office has five major divisions within its organization: Administration and Finance, Budget and Analysis, Contracts-Purchasing, Intergovernmental and Legislative Affairs (IGLA), and Economic Development. The Administration and Finance Division includes the CAO, administrative staff, and finance staff. Budget and Analysis provides countywide financial management and policy analysis. The IGLA Division includes the Legislative Program. In addition, the Office includes the following programs: Cannabis, Sustainability, Media/Communications, Homelessness Strategies and Initiatives, and Workforce Development.

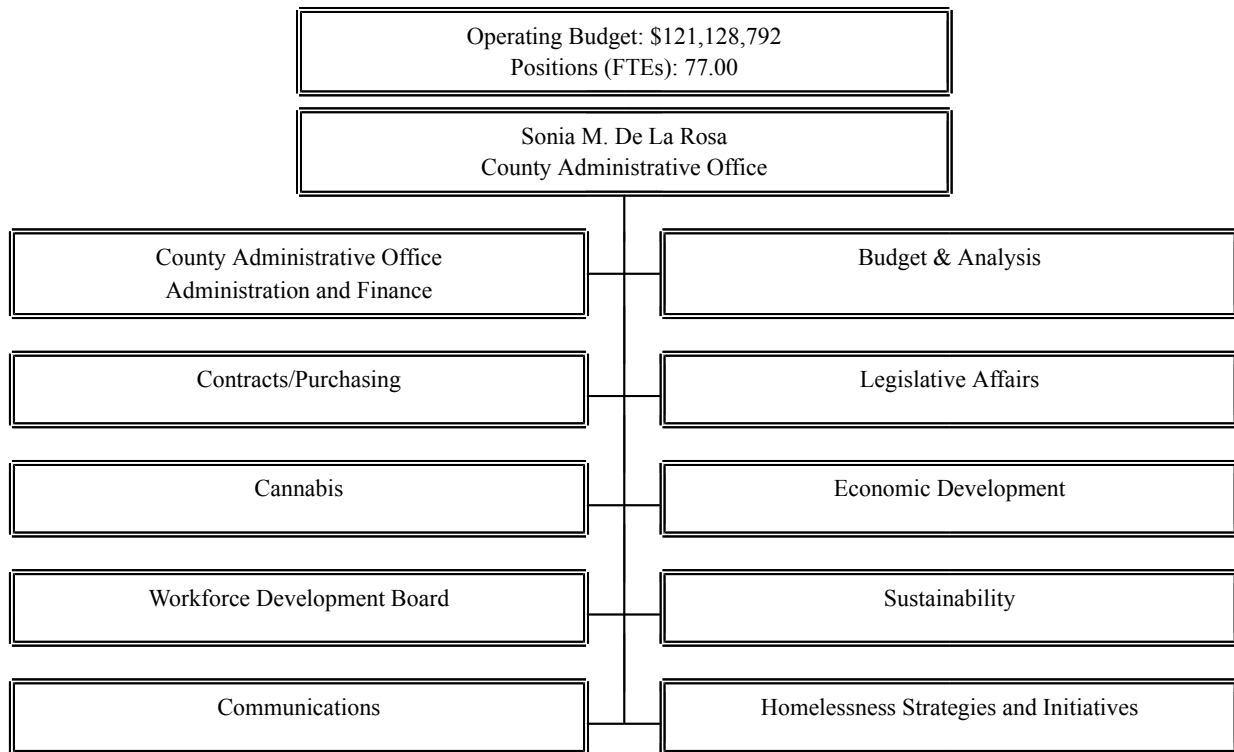
In addition, the Office performs countywide (non-departmental) functions, including: annual debt service, contributions to fire agencies, contributions to other funds within the County and external agencies, appropriations for contingencies, memberships in governmental organizations, enterprise resource planning (ERP), required support for trial courts, and appropriations of realignment monies for health and social services programs. Further detail on these functions is found in the appropriate budget unit descriptions contained in the budget book.

The Office continues to engage in leadership and change management with the focus to provide continuous improvement in the quality, efficiency, and effectiveness of county operations.

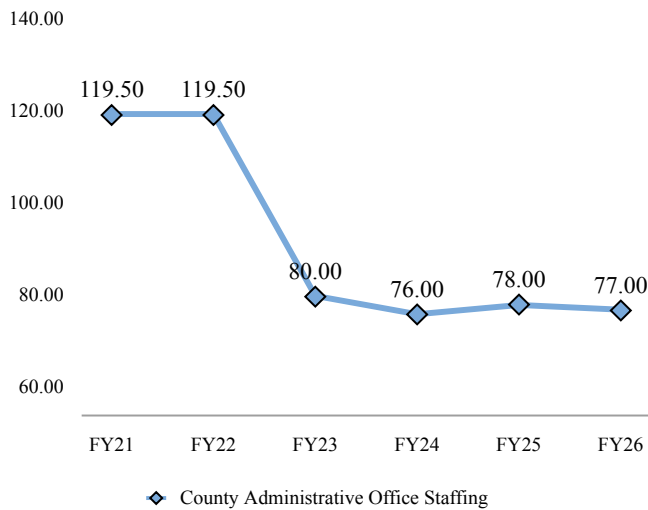
## Department's Contributions to the County's Prior Strategic Initiatives:

The Office addresses the County Strategic Plan goals by developing a balanced budget each year that sustains core services, improving efficiency and effectiveness of programs, providing leadership for an array of countywide initiatives and projects, and is recognized for responsiveness, strong customer orientation, accountability, and transparency.

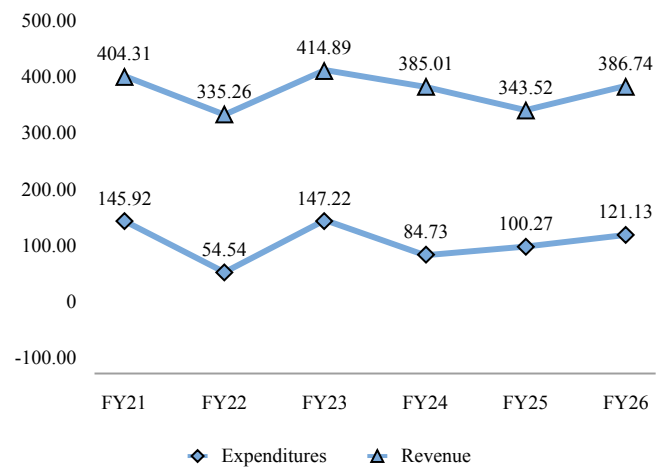




## Staffing Trends



## Expenditure/Revenue History (in millions)

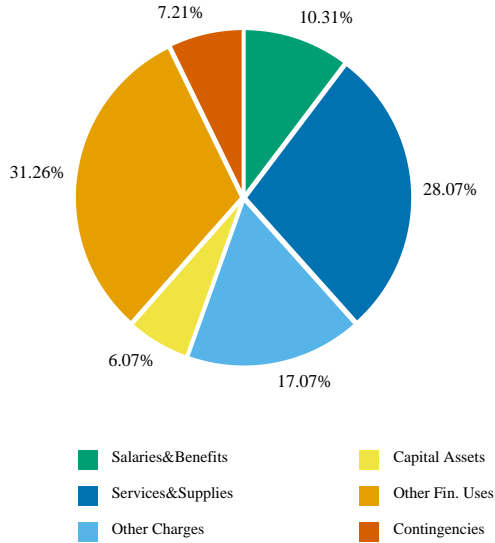


The County Administrative Office functions as the chief policy and fiscal advisor to the CAO and the Board of Supervisors for countywide priorities and issues.

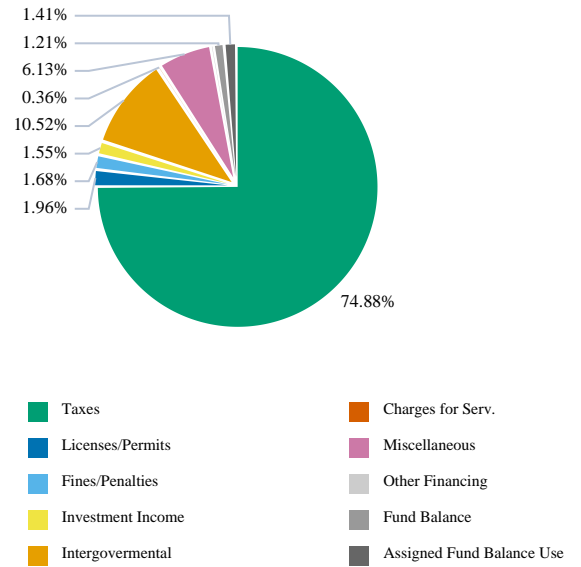
Key Performance Measures	2022-2023 Actual	2023-2024 Actual	2024-2025 Mid-Year
Ratings of General Obligation Bonds (Fitch and S&P). Target = AAA	AAA	AAA	AAA
General Fund annual year end result: total financing sources minus total financing uses. Target = >\$0	\$13,319,521	\$28,085,448	N/A
Percent of general fund budget reserved for unanticipated emergencies (contingencies). Target = 1%	0.76%	0.76%	0.96%
Total utility costs for Monterey County facilities except NMC.	\$12,235,444	\$9,937,321	\$6,143,812



## Use of Funds



## Source of Funds



## Use of Funds

Expenditures	Prior Year 2023-2024	Adopted Budget 2024-2025	CY Estimate 2024-2025	Requested Budget 2025-2026	Recommended Budget 2025-2026	Recommended Change from Adopted
Salaries and Employee Benefits	\$ 9,799,489	\$ 11,804,626	\$ 11,091,356	\$ 12,485,958	\$ 12,485,962	\$ 681,336
Services and Supplies	9,865,690	18,984,879	13,856,928	28,562,258	34,006,263	15,021,384
Other Charges	(1,543,311)	13,973,475	18,040,549	20,680,392	20,680,392	6,706,917
Capital Assets	4,793,982	338,500	2,187,208	7,350,498	7,350,498	7,011,998
Other Financing Uses	61,816,906	46,789,247	49,469,432	41,142,310	37,867,590	(8,921,657)
Appropriation For Contingencies	-	8,377,806	8,167,056	8,738,087	8,738,087	360,281
<b>Subtotal</b>	<b>\$ 84,732,756</b>	<b>\$ 100,268,533</b>	<b>\$ 102,812,529</b>	<b>\$ 118,959,503</b>	<b>\$ 121,128,792</b>	<b>\$ 20,860,259</b>

## Source of Funds

Revenues	Prior Year 2023-2024	Adopted Budget 2024-2025	CY Estimate 2024-2025	Requested Budget 2025-2026	Recommended Budget 2025-2026	Recommended Change from Adopted
Taxes	\$ 281,262,627	\$ 285,206,485	\$ 287,092,482	\$ 295,530,263	\$ 297,403,940	\$ 12,197,455
Licenses, Permits, and Franchises	9,251,576	7,151,144	7,501,216	7,801,216	7,801,216	650,072
Fines	6,877,373	6,571,269	6,121,966	6,659,790	6,659,790	88,521
Revenue from Use of Money & Property	18,292,375	6,072,491	7,529,107	6,156,160	6,156,160	83,669
Intergovernmental Revenues	40,518,860	31,869,286	39,214,125	41,769,348	41,769,348	9,900,062
Charges For Services	20,978,892	1,398,765	1,443,306	1,413,830	1,413,830	15,065
Miscellaneous Revenues	5,632,653	4,479,135	5,001,303	24,362,966	24,362,966	19,883,831
Other Financing Sources	2,194,224	775,000	9,270,002	1,168,750	1,168,750	393,750
<b>Subtotal</b>	<b>\$ 385,008,579</b>	<b>\$ 343,523,575</b>	<b>\$ 363,173,507</b>	<b>\$ 384,862,323</b>	<b>\$ 386,736,000</b>	<b>\$ 43,212,425</b>
Fund Balance	\$ (24,479,693)	\$ 8,834,152	\$ 1,619,839	\$ (4,136,822)	\$ 2,188,758	\$ (6,645,394)
GF - Assigned Fund Balance Use	-	-	-	-	5,619,372	5,619,372
General Fund Contributions	(275,796,130)	(252,089,194)	(261,980,817)	(261,765,998)	(273,415,337)	(21,326,143)
<b>Total Source of Funds</b>	<b>\$ 84,732,756</b>	<b>\$ 100,268,533</b>	<b>\$ 102,812,529</b>	<b>\$ 118,959,503</b>	<b>\$ 121,128,792</b>	<b>\$ 20,860,259</b>

## Summary of Recommendation

The FY 2025-26 Recommended Budget for the County Administrative Office is \$121,128,792 in appropriations, an increase of \$20,860,259 from the prior year adopted budget. The increase is primarily attributed

to new state grants in Homeless Strategies and Initiatives. The FY 2025-26 Recommended Budget includes an augmentation in Sustainability to support the Climate Action Plan funded by the Cannabis Assignment. Recommended staffing for the Office totals 77 FTE, including 17 allocations on loan positions maintained to loan to offices/departments throughout the County for operational needs.

---

## Budget Impacts

The Recommended Budget includes a \$43,212,425 increase in revenue when compared to the FY 2024-25 budget. This increase is mostly a result of increased property taxes of \$10,812,375 due to increased assessed property values and the award of new Homeless Strategies State grants. This increase includes \$17,709,484 due to a change in budgeting methodology for Cost Plan credits. Both revenue and expenses have grown due to a change in budgeting methodology now including cost plan credits as a revenue, where previously cost plan credits were treated as offsetting expenses. Funding for a Principal Administrative Analyst is discontinued in the Recommended Budget.

---

## Prior Year Accomplishments

Published the Budget End of Year Report, County Financial Forecast, and FY 2024-25 Recommended Budget. Facilitated budget workshops with elected officials/department heads and the Board of Supervisors. Concluded spending of the American Rescue Plan Act (ARPA), which brought \$84.3 million in federal funds to the County to be spent over a 46-month period. Provided oversight of the Measure AA sales tax, which will add additional general fund revenue through a one percent sales tax in the unincorporated County, to be expended in the unincorporated areas. Conducted community meetings to inform and promote public involvement in the budget process. Managed the credit rating process for the County working with Standard & Poor (S&P) and maintained the County's long-term general obligation credit rating of AAA, the highest rating possible. Received Government Finance Officers Association (GFOA) Award for Distinguished Budget Presentation for FY 2024-25. Implemented a new budgeting software system for the Countywide Enterprise Resource Planning (ERP) replacement project.

Led extensive Board of Supervisors, elected officials and department head involvement in development of the County of Monterey Strategic Plan 2025-2028, adopted in March 2025. Coordinated annual Board of Supervisors, Elected Officials, and Department Head Retreat in collaboration with the Board Chair. Assisted in the implementation of the new executive evaluation process for Appointed Officials. Partnered with California State Associations of Counties (CSAC) to bring Leadership Academy opportunities to county employees.

Secured Victims of Crime Act (VOCA) grant funding (\$222,801) from the California Governor's Office of Emergency Services to provide direct services to victims of crime in Monterey County. Funding sustains cost of direct services, referral and case management, training and education services conducted in partnership between the County and internal/external community partners within the county.

Developed and implemented the 2024 Legislative Program and 2024 Strategic Grant Services Program. Planned and facilitated the Board of Supervisor's annual Legislative Workshop with state and federal legislators representing the County. Advocated on proposed state and federal legislation that would directly impact the County and community. Developed and submitted the County's 2024 State Budget and FY 2025 Congressionally Designated Spending requests. Continued Board of Supervisors directed advocacy efforts related to the disaster response and recovery.

Graduated 87 county employees as part of the County Procurement Academy, implemented the County Displaced Worker Program to

support impacted communities, hosted annual vendor exposition leading to the expansion of countywide services with local vendors, completed the update to the County Procurement Manual, and reopened Schilling's Café at 1441 Schilling Place. Oversight and management of over 80 countywide Service Agreements (CSA), countywide contracts, and procurements totaling \$99.3 million. Administered Procurement Card Program with a total spend of \$48.3 million, generating a \$67,000 rebate, and managed County Surplus Program resulting in cost savings of over \$50,000.

Prioritized addressing unsheltered homelessness for FY 2024-25 by collaborating with key stakeholders, relevant departments, and the Board of Supervisors to develop the County's Board of Supervisors Policy on Encampments and securing \$11 million in funding to tackle two significant encampments in South Monterey County. This funding will support the construction of a temporary village with modular tiny homes for interim shelter and the conversion of a motel into permanent supportive housing.

Completed the second annual update to the Comprehensive Economic Development Strategy, issued over \$1.2 million in small business revolving loan funds contributing towards 45.5 new employees and retention of 32 employees, administered several ARPA-funded programs resulting in the release of the first Monterey County Industries & Economic Trends Report, and over 15 workshops in Spanish and English serving over 700 small and underserved businesses countywide. Collaborated with city partners and CAO-Communications on the development and design of Meets Opportunity prospectus.

Led public information efforts for the 2024 Pajaro flood recovery and 2025 Moss Landing Lithium Battery Fire response, launching a campaign to address community needs. Assisted in the implementation of the "Know Your Rights" immigration initiative and county-wide public education campaign. Introduced Supervisors Snapshot newsletter, developed County's 175th Anniversary icon, achieved 624% social media growth, handled 1,700+ media inquiries, and launched new CAO and MGTV websites. Introduced live emergency alerts via MGTV and social media platforms, produced multilingual video assets, created a public resource library, developed disaster training videos, and managed 1,500+ service requests from departments and officials.

Processed 92 applications through the Pajaro Unmet Needs Small Business Disaster Assistance program, issued \$1.5 million to reimburse businesses for losses and/or damages, and \$741,779 towards business beautification projects. Green Cadre's Program youth participants removed over 55 tons of dead eucalyptus from State Park sites, removed or chipped approximately 50,000 cubic feet of down material, packed 10,200 food parcels equating to over 40,000 community members being fed, and served over 2,400 meals to unhoused residents. Collaborated with Joby Aviation, leading to the placement of 45 participants into paid On-the-Job Training (OJT) programs focusing on technical skill development (wages ranging from \$20-\$65 per hour), and provided summer internship opportunities to eight youth with a focus on tech manufacturing. Secured grant funding from Central California Alliance for Health for \$886,260 to fund Community Health Worker (CHW) cohort training for 130 individuals at Monterey Peninsula College and to offset program staffing and operational costs.

Continued oversight of the County Cannabis Program. Collaborated with key County offices/departments, fire districts, and members of the cannabis industry to garner feedback for the 2024-26 Cannabis strategic plan. The plan prioritizes the facilitation of moving cannabis industry members from provisional to annual permits. This facilitation was assisted by a grant from the Department of Cannabis Control that provided \$434,000 in passthrough funds during FY 2024-25 to reimburse operators for expenditures related to transitioning from provisional to annual permit/licensure.

Completed solar projects at 1441 Schilling Pl. and Sheriff’s Public Safety Building, commenced work on additional solar projects at Natividad Medical Center, ITD Building at 1590 Moffett St., and the Government Center at 168 W. Alisal. Collaborated with departments and Natividad Medical Center to procure and install \$238,000 of energy efficient heat pump hot water heaters using State incentive funds and implement LED lighting retrofit projects that will provide \$2.5M of savings over 10 years with no upfront cost to the County. Represented County’s interests in the Regional Climate Project Working Group to draw down large scale grant awards for mutually beneficial climate action projects in the region, securing \$15M grant award from Federal Highway Administration for electric vehicle charging station installation effort. Resumed planning process for Community Climate Action & Adaptation Plan and Municipal Climate Action Plan (CCAAP), with a focus on community outreach. The CCAAP is expected to move forward for adoption in Summer of 2025.

**Budget Year Goals**

Given the increasingly challenging fiscal landscape, strategies target an achievable and sustainable balanced budget, including prioritizing programs and identifying potential areas for service adjustments. Simultaneously, methods will maximize reimbursement for disaster-related expenses and conduct rigorous financial oversight of proposed capital projects to ensure fiscal prudence. Leadership for long-range

financial planning and prudent budgeting will be targeted as the county right-sizes the organization to match budgetary realities while identifying available resources.

**Pending Issues**

Discretionary revenue has continued to grow over the years, but this growth has not been sufficient to keep pace with county obligations. This challenge is compounded by increased salary, pension, health insurance, general liability insurance, and workers' compensation costs. The County has used some one-time funds to balance its budget in prior years, but these are no longer available. This recommended budget begins the reduction of vacant positions and services.

**Policy Considerations**

The Recommended Budget presents Transient Occupancy Tax (TOT) contributions to outside agencies as a fixed amount based on the FY 2022-23 contributions. The General Fund’s contribution to the Road Fund is recommended at the Measure X Maintenance of Effort, but the Board may make changes to this recommendation during the budget hearings.

## Appropriation Expenditure Detail

Entity Description	Entity Code	Fund Code	Prior Year 2023-2024	Adopted Budget 2024-2025	CY Estimate 2024-2025	Requested Budget 2025-2026	Recommended Budget 2025-2026	Recommended Change from Adopted
<b>Administration, Finance, and Budget</b>	<b>CAO100</b>	<b>1001</b>	<b>\$ 766,454</b>	<b>\$ 2,473,498</b>	<b>\$ 2,215,392</b>	<b>\$ 4,871,417</b>	<b>\$ 4,871,417</b>	<b>\$ 2,397,919</b>
Administration and Finance	105001	1001	(379,137)	1,008,993	1,069,558	3,217,501	3,217,501	2,208,508
Budget and Analysis	105002	1001	1,145,591	1,464,505	1,145,834	1,653,916	1,653,916	189,411
<b>Contracts and Purchasing</b>	<b>CAO101</b>	<b>1001</b>	<b>(1,141,795)</b>	<b>(47,102)</b>	<b>38,970</b>	<b>1,441,532</b>	<b>1,441,546</b>	<b>1,488,648</b>
Contracts and Purchasing	105003	1001	(1,141,795)	(47,102)	38,970	1,441,532	1,441,546	1,488,648
<b>Intergovernmental and Legislative Affairs</b>	<b>CAO102</b>	<b>1001</b>	<b>2,528,575</b>	<b>3,269,544</b>	<b>3,270,296</b>	<b>3,195,165</b>	<b>3,195,165</b>	<b>(74,379)</b>
Intergovernmental and Legislative Affairs	105004	1001	2,276,938	1,275,712	1,255,260	1,373,154	1,373,154	97,442
Sustainability	105005	1001	251,637	1,323,056	1,327,232	1,120,264	1,120,264	(202,792)
Communications	105006	1001	0	670,776	687,804	701,747	701,747	30,971
<b>Cannabis</b>	<b>CAO103</b>	<b>1001</b>	<b>1,333,459</b>	<b>2,902,248</b>	<b>2,788,343</b>	<b>1,924,964</b>	<b>1,924,964</b>	<b>(977,284)</b>
Cannabis	105007	1001	1,333,459	2,902,248	2,788,343	1,924,964	1,924,964	(977,284)
<b>Homelessness Strategies and Initiatives</b>	<b>CAO104</b>	<b>1001</b>	<b>0</b>	<b>8,541,878</b>	<b>12,146,833</b>	<b>18,894,742</b>	<b>18,894,742</b>	<b>10,352,864</b>
Homelessness Strategies and Initiatives	105008	1001	0	8,541,878	12,146,833	18,894,742	18,894,742	10,352,864
<b>Community Engagement and Strategic Advocacy</b>	<b>CAO105</b>	<b>1001</b>	<b>220,030</b>	<b>252,058</b>	<b>97,352</b>	<b>0</b>	<b>0</b>	<b>(252,058)</b>
Office of Community Engagement and Strategic Advocacy	105009	1001	220,030	252,058	97,352	0	0	(252,058)
<b>Economic Development Administration</b>	<b>CAO106</b>	<b>1001</b>	<b>587,480</b>	<b>394,766</b>	<b>393,827</b>	<b>664,307</b>	<b>664,307</b>	<b>269,541</b>
Economic Development Administration	105010	1001	587,480	394,766	393,827	664,307	664,307	269,541
<b>Contingencies</b>	<b>CAO107</b>	<b>1001</b>	<b>1,044,110</b>	<b>8,367,056</b>	<b>8,167,056</b>	<b>8,738,087</b>	<b>8,738,087</b>	<b>371,031</b>
Contingencies	105011	1001	1,044,110	8,367,056	8,167,056	8,738,087	8,738,087	371,031
<b>County Memberships</b>	<b>CAO108</b>	<b>1001</b>	<b>85,488</b>	<b>90,040</b>	<b>90,040</b>	<b>90,346</b>	<b>90,346</b>	<b>306</b>
County Memberships	105012	1001	85,488	90,040	90,040	90,346	90,346	306
<b>Medical Care Services</b>	<b>CAO109</b>	<b>1001</b>	<b>3,900,648</b>	<b>3,900,648</b>	<b>3,900,648</b>	<b>3,900,648</b>	<b>3,900,648</b>	<b>0</b>
Medical Care Services	105013	1001	3,900,648	3,900,648	3,900,648	3,900,648	3,900,648	0
<b>Other Financing Uses</b>	<b>CAO110</b>	<b>1001</b>	<b>39,158,433</b>	<b>25,459,650</b>	<b>28,239,836</b>	<b>24,613,147</b>	<b>21,338,427</b>	<b>(4,121,223)</b>
Other Financing Uses	105014	1001	39,158,433	25,459,650	28,239,836	24,613,147	21,338,427	(4,121,223)
<b>Other General Expenditures</b>	<b>CAO111</b>	<b>1001</b>	<b>0</b>	<b>47,475</b>	<b>47,475</b>	<b>23,234</b>	<b>23,234</b>	<b>(24,241)</b>
Other General Expenditures	105015	1001	0	47,475	47,475	23,234	23,234	(24,241)
<b>Auxiliary Services</b>	<b>CAO112</b>	<b>1001</b>	<b>42,666</b>	<b>370,172</b>	<b>373,326</b>	<b>221,394</b>	<b>221,394</b>	<b>(148,778)</b>
Auxiliary Services	105016	1001	42,666	370,172	373,326	221,394	221,394	(148,778)
<b>Contributions</b>	<b>CAO114</b>	<b>1001</b>	<b>9,854,520</b>	<b>9,310,277</b>	<b>9,310,278</b>	<b>9,718,140</b>	<b>9,718,140</b>	<b>407,863</b>
Contributions - Proposition 172	105018	1001	4,041,183	4,116,793	4,116,793	4,099,514	4,099,514	(17,279)
Contributions - Other Agencies	105019	1001	1,323,179	657,850	657,850	1,060,644	1,060,644	402,794
Contributions - Proposition 172 ECD	105020	1001	4,490,157	4,535,634	4,535,634	4,557,982	4,557,982	22,348
<b>Trial Courts</b>	<b>CAO115</b>	<b>1001</b>	<b>7,965,613</b>	<b>8,618,742</b>	<b>7,961,586</b>	<b>8,711,419</b>	<b>8,711,419</b>	<b>92,677</b>
Trial Courts	105021	1001	7,965,613	8,618,742	7,961,586	8,711,419	8,711,419	92,677
<b>Development Set-Aside</b>	<b>CAO120</b>	<b>1001</b>	<b>4,379,113</b>	<b>4,199,974</b>	<b>4,199,974</b>	<b>3,033,585</b>	<b>2,152,000</b>	<b>(2,047,974)</b>
Development Set-Aside	105026	1001	4,379,113	4,199,974	4,199,974	3,033,585	2,152,000	(2,047,974)
<b>Pension Unfunded Liability</b>	<b>CAO113</b>	<b>1025</b>	<b>265,162</b>	<b>400,875</b>	<b>328,218</b>	<b>451,055</b>	<b>6,776,645</b>	<b>6,375,770</b>
Pension Unfunded Liability	105017	1025	265,162	400,875	328,218	451,055	6,776,645	6,375,770
<b>Revolving Loan Program</b>	<b>CAO121</b>	<b>1260</b>	<b>150,000</b>	<b>259,957</b>	<b>150,000</b>	<b>250,000</b>	<b>250,000</b>	<b>(9,957)</b>

## Appropriation Expenditure Detail

Entity Description	Entity Code	Fund Code	Prior Year 2023-2024	Adopted Budget 2024-2025	CY Estimate 2024-2025	Requested Budget 2025-2026	Recommended Budget 2025-2026	Recommended Change from Adopted
Revolving Loan Program	105027	1260	150,000	259,957	150,000	250,000	250,000	(9,957)
<b>Workforce Development Board</b>	<b>CAO122</b>	<b>1290</b>	<b>9,321,402</b>	<b>10,210,801</b>	<b>13,662,759</b>	<b>12,331,092</b>	<b>12,331,082</b>	<b>2,120,281</b>
Workforce Development Board	105028	1290	9,321,402	10,210,801	13,662,759	12,331,092	12,331,082	2,120,281
<b>Enterprise Resource Planning</b>	<b>CAO117</b>	<b>2200</b>	<b>1,770,535</b>	<b>9,494,482</b>	<b>3,678,827</b>	<b>7,914,694</b>	<b>7,914,694</b>	<b>(1,579,788)</b>
Enterprise Resource Planning	105023	2200	1,770,535	9,494,482	3,678,827	7,914,694	7,914,694	(1,579,788)
<b>Building Improvement and Replacement</b>	<b>CAO118</b>	<b>2200</b>	<b>3,002,470</b>	<b>3,128,888</b>	<b>3,128,888</b>	<b>7,970,533</b>	<b>7,970,533</b>	<b>4,841,645</b>
Building Improvement and Replacement	105024	2200	3,002,470	3,128,888	3,128,888	7,970,533	7,970,533	4,841,645
<b>Equipment Replacement Planning</b>	<b>CAO119</b>	<b>2200</b>	<b>(501,606)</b>	<b>(1,377,394)</b>	<b>(1,377,394)</b>	<b>0</b>	<b>0</b>	<b>1,377,394</b>
Equipment Replacement	105025	2200	(501,606)	(1,377,394)	(1,377,394)	0	0	1,377,394
<b>Total</b>			<b>\$ 84,732,756</b>	<b>\$ 100,268,53</b>	<b>\$ 102,812,52</b>	<b>\$ 118,959,50</b>	<b>\$ 121,128,79</b>	<b>\$ 20,860,259</b>

## Adopted 2024-2025 to Recommended 2025-2026 Positions

Classification Code	Classification Label	Adopted Budget 2023-2024	Adopted Budget 2024-2025	Recommended Budget 2025-2026	Change
11A01	ADMINISTRATIVE OFFICER	1.00	1.00	1.00	0.00
12E01	CHIEF ASSISTANT COUNTY ADMINISTRATIVE OFFICER	1.00	1.00	1.00	0.00
12E03	ASSISTANT COUNTY ADMINISTRATIVE OFFICER	1.00	2.00	2.00	0.00
12E16	WIB EXECUTIVE DIRECTOR	1.00	1.00	1.00	0.00
14A23	PRINCIPAL ADMINISTRATIVE ANALYST	6.00	6.00	5.00	(1.00)
14A24	COUNTY BUDGET DIRECTOR	1.00	1.00	1.00	0.00
14A28	COUNTY COMMUNICATIONS DIRECTOR	1.00	1.00	1.00	0.00
14C30	MANAGEMENT ANALYST II	6.00	6.00	6.00	0.00
14C31	MANAGEMENT ANALYST III	10.00	8.00	8.00	0.00
14C37	COUNTY MEDIA ANALYST	1.00	1.00	1.00	0.00
14E20	BUYER II	3.00	3.00	3.00	0.00
14G02	MANAGEMENT ANALYST I	2.00	3.00	3.00	0.00
14M05	CANNABIS PROGRAM MANAGER	1.00	1.00	1.00	0.00
14M06	SUSTAINABILITY PROGRAM MANAGER	-	1.00	1.00	0.00
14M07	COMMUNITY ENGAGEMENT PROGRAM MANAGER	-	1.00	1.00	0.00
14M08	LEGISLATIVE PROGRAM MANAGER	-	1.00	1.00	0.00
14M12	ECONOMIC DEVELOPMENT MANAGER	1.00	1.00	1.00	0.00
14M25	COUNTY HOMELESS SERVICES DIRECTOR	1.00	1.00	1.00	0.00
14N35	CONTRACTS & PURCHASING OFFICER	1.00	1.00	1.00	0.00
20B11	ACCOUNTANT II	2.00	2.00	2.00	0.00
20B12	ACCOUNTANT III	1.00	1.00	1.00	0.00
20B93	FINANCE MANAGER II	2.00	2.00	2.00	0.00
43J09	SENIOR DEPARTMENTAL INFORMATION SYSTEMS COORDINATOR	1.00	1.00	1.00	0.00
60G21	WIB EMPLOYMENT PROGRAMS REPRESENTATIVE II	3.00	3.00	3.00	0.00

## Adopted 2024-2025 to Recommended 2025-2026 Positions

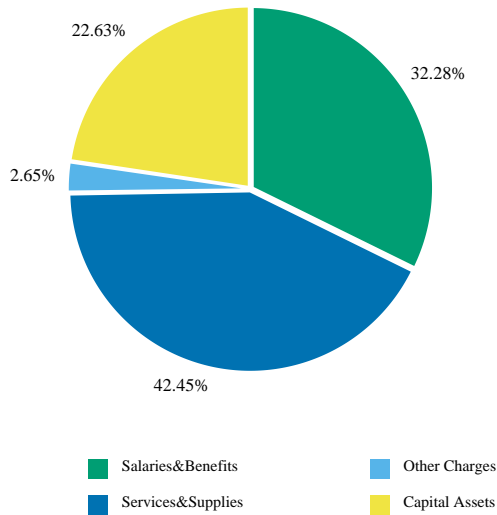
Classification Code	Classification Label	Adopted Budget 2023-2024	Adopted Budget 2024-2025	Recommended Budget 2025-2026	Change
60G33	WIB EMPLOYMENT PROGRAMS REPRESENTATIVE III	1.00	1.00	1.00	0.00
70F80	SENIOR STOREKEEPER	1.00	1.00	1.00	0.00
80A32	SENIOR SECRETARY	4.00	4.00	4.00	0.00
80A97	EXECUTIVE ASSISTANT TO ADMINISTRATIVE OFFICER	1.00	1.00	1.00	0.00
80A99	ADMINISTRATIVE SECRETARY-CONFIDENTIAL	2.00	2.00	2.00	0.00
80J22	SENIOR ACCOUNT CLERK	1.00	1.00	1.00	0.00
80J30	ACCOUNTING TECHNICIAN	1.00	1.00	1.00	0.00
99ZXX	ALLOCATION ON LOAN XX	17.00	17.00	17.00	0.00
<b>Total</b>		75.00	78.00	77.00	(1.00)

## Augmentation Requests

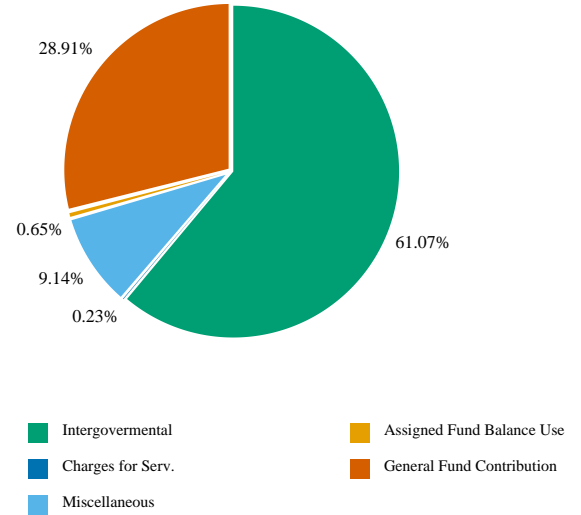
Request Code	Request Name	Ranking Type Name	Requested Amount	Requested FTE	Recommended Budget	Recommended FTE
105005-1001-AUG001	Sustainability Climate Action Plan (CAP)	Status Quo Other	201,612	-	201,612	-
105014-1001-AUG002	Restore 6 ECD Dispatchers	Contribution to Other Funds	308,226	-	208,226	-
<b>Grand Total:</b>			<b>509,838</b>	<b>-</b>	<b>409,838</b>	<b>-</b>

# CAO Departmental

## Use of Funds



## Source of Funds



## Use of Funds

Expenditures	Prior Year 2023-2024	Adopted Budget 2024-2025	CY Estimate 2024-2025	Requested Budget 2025-2026	Recommended Budget 2025-2026	Recommended Change from Adopted
Salaries and Employee Benefits	\$ 7,686,546	\$ 9,238,570	\$ 8,798,045	\$ 10,002,826	\$ 10,002,840	\$ 764,270
Services and Supplies	1,535,606	2,863,118	2,750,267	13,154,764	13,154,764	10,291,646
Other Charges	(4,927,949)	5,674,452	9,291,526	822,540	822,540	(4,851,912)
Capital Assets	0	0	111,175	7,011,998	7,011,998	7,011,998
Appropriation For Contingencies	-	10,750	-	-	-	(10,750)
<b>Subtotal</b>	<b>\$ 4,294,203</b>	<b>\$ 17,786,890</b>	<b>\$ 20,951,013</b>	<b>\$ 30,992,128</b>	<b>\$ 30,992,142</b>	<b>\$ 13,205,252</b>

## Source of Funds

Revenues	Prior Year 2023-2024	Adopted Budget 2024-2025	CY Estimate 2024-2025	Requested Budget 2025-2026	Recommended Budget 2025-2026	Recommended Change from Adopted
Intergovernmental Revenues	\$ 1,014,010	\$ 9,360,660	\$ 12,879,623	\$ 18,927,076	\$ 18,927,076	\$ 9,566,416
Charges For Services	92,098	65,000	72,812	72,500	72,500	7,500
Miscellaneous Revenues	43,925	179,107	147,400	2,832,136	2,832,136	2,653,029
<b>Subtotal</b>	<b>\$ 1,150,033</b>	<b>\$ 9,604,767</b>	<b>\$ 13,099,835</b>	<b>\$ 21,831,712</b>	<b>\$ 21,831,712</b>	<b>\$ 12,226,945</b>
GF - Assigned Fund Balance Use	-	-	-	-	201,612	201,612
General Fund Contributions	3,144,170	8,182,123	7,851,179	9,160,416	8,958,818	776,695
<b>Total Source of Funds</b>	<b>\$ 4,294,203</b>	<b>\$ 17,786,890</b>	<b>\$ 20,951,013</b>	<b>\$ 30,992,128</b>	<b>\$ 30,992,142</b>	<b>\$ 13,205,252</b>

## Description:

The Office's departmental operations include: Administration and Finance, Budget and Analysis, Contracts-Purchasing, Intergovernmental & Legislative Affairs, Cannabis, the Office of Community Engagement and Strategic Advocacy, Workforce Development Board, Economic Development Administration, Sustainability, Homeless Strategies and Initiatives, and Communications.

The responsibilities and programs for each respective unit are discussed in unit narratives following this section.

## Summary of Recommendation

The FY 2025-26 Recommended Budget for the Office's departmental operations is \$30,992,142 an increase of \$13,205,252 from the prior year adopted budget. The increase is mainly attributed to new state grants in Homeless Strategies and Initiatives and decreased departmental cost plan recoveries. Both revenue and expenses have grown due to a change in budgeting methodology now including cost plan credits as a revenue, where previously cost plan credits were treated as offsetting expenses.

## Appropriation Expenditure Detail

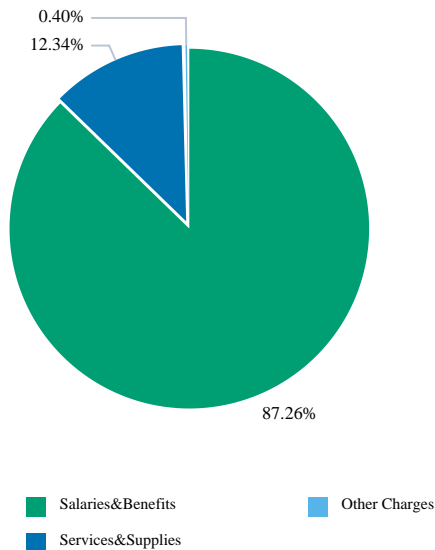
Appropriation Unit	Prior Year 2023-2024	Adopted Budget 2024-2025	CY Estimate 2024-2025	Requested Budget 2025-2026	Recommended Budget 2025-2026	Recommended Change from Adopted	Fund Code	Budget Unit Code
CAO100 - Administration, Finance, and Budget	\$ (379,137)	\$ 1,008,993	\$ 1,069,558	\$ 3,217,501	\$ 3,217,501	\$ 2,208,508	1001	105001
CAO100 - Administration, Finance, and Budget	1,145,591	1,464,505	1,145,834	1,653,916	1,653,916	189,411	1001	105002
CAO101 - Contracts and Purchasing	(1,141,795)	(47,102)	38,970	1,441,532	1,441,546	1,488,648	1001	105003
CAO102 - Intergovernmental and Legislative Affairs	2,276,938	1,275,712	1,255,260	1,373,154	1,373,154	97,442	1001	105004
CAO102 - Intergovernmental and Legislative Affairs	251,637	1,323,056	1,327,232	1,120,264	1,120,264	(202,792)	1001	105005
CAO102 - Intergovernmental and Legislative Affairs	-	670,776	687,804	701,747	701,747	30,971	1001	105006
CAO103 - Cannabis	1,333,459	2,902,248	2,788,343	1,924,964	1,924,964	(977,284)	1001	105007
CAO104 - Homelessness Strategies and Initiatives	-	8,541,878	12,146,833	18,894,742	18,894,742	10,352,864	1001	105008
CAO105 - Community Engagement and Strategic Advocacy	220,030	252,058	97,352	0	0	(252,058)	1001	105009
CAO106 - Economic Development Administration	587,480	394,766	393,827	664,307	664,307	269,541	1001	105010
<b>Subtotal</b>	<b>\$ 4,294,203</b>	<b>\$ 17,786,890</b>	<b>\$ 20,951,013</b>	<b>\$ 30,992,128</b>	<b>\$ 30,992,142</b>	<b>\$ 13,205,252</b>		



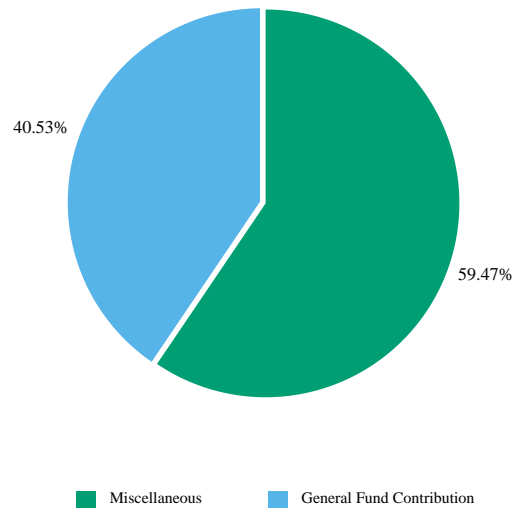
# Administration and Finance

(Budget Unit 105001 - Fund 1001 - Appropriation Unit CAO100)

## Use of Funds



## Source of Funds



## Use of Funds

Expenditures	Prior Year 2023-2024	Adopted Budget 2024-2025	CY Estimate 2024-2025	Requested Budget 2025-2026	Recommended Budget 2025-2026	Recommended Change from Adopted
Salaries and Employee Benefits	\$ 2,222,581	\$ 2,626,757	\$ 2,702,432	\$ 2,807,438	\$ 2,807,438	\$ 180,681
Services and Supplies	243,928	519,166	523,219	397,064	397,064	(122,102)
Other Charges	(2,845,647)	(2,136,930)	(2,156,093)	12,999	12,999	2,149,929
<b>Subtotal</b>	<b>\$ (379,137)</b>	<b>\$ 1,008,993</b>	<b>\$ 1,069,558</b>	<b>\$ 3,217,501</b>	<b>\$ 3,217,501</b>	<b>\$ 2,208,508</b>

## Source of Funds

Revenues	Prior Year 2023-2024	Adopted Budget 2024-2025	CY Estimate 2024-2025	Requested Budget 2025-2026	Recommended Budget 2025-2026	Recommended Change from Adopted
Miscellaneous Revenues	\$ 5	\$ -	\$ -	\$ 1,913,489	\$ 1,913,489	\$ 1,913,489
<b>Subtotal</b>	<b>\$ 5</b>	<b>\$ -</b>	<b>\$ -</b>	<b>\$ 1,913,489</b>	<b>\$ 1,913,489</b>	<b>\$ 1,913,489</b>
General Fund Contributions	(379,142)	1,008,993	1,069,558	1,304,012	1,304,012	295,019
<b>Total Source of Funds</b>	<b>\$ (379,137)</b>	<b>\$ 1,008,993</b>	<b>\$ 1,069,558</b>	<b>\$ 3,217,501</b>	<b>\$ 3,217,501</b>	<b>\$ 2,208,508</b>

## Unit Description

The Administration and Finance unit consists of countywide executive management and staff for fiscal/financial support to all divisions within the CAO, the Board of Supervisors (BOS), and Clerk of the Board. Daily departmental support includes payroll, accounts payable, accounts receivable, purchase requisitions, expense reimbursements, cost accounting, fiscal grant management, and related interactions with the Auditor-Controller's Office. CAO provides support to Board of Supervisors' district offices in the development of their annual budget requests and budget maintenance throughout the fiscal year.

## Recommended FY 2025-2026 Positions

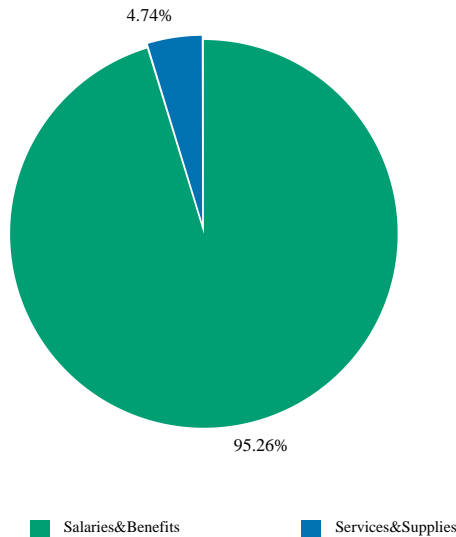
Classification Code	Classification Label	FTE
11A01	ADMINISTRATIVE OFFICER	1.00
12E01	CHIEF ASSISTANT COUNTY ADMINISTRATIVE OFFICER	1.00
12E03	ASSISTANT COUNTY ADMINISTRATIVE OFFICER	1.00
14C31	MANAGEMENT ANALYST III	1.00
20B11	ACCOUNTANT II	1.00
20B12	ACCOUNTANT III	1.00
20B93	FINANCE MANAGER II	1.00

80A32	SENIOR SECRETARY	1.00
80A97	EXECUTIVE ASSISTANT TO ADMINISTRATIVE OFFICER	1.00
80A99	ADMINISTRATIVE SECRETARY- CONFIDENTIAL	1.00
80J22	SENIOR ACCOUNT CLERK	1.00
80J30	ACCOUNTING TECHNICIAN	1.00
99ZXX	ALLOCATION ON LOAN XX	17.00
	<u>Total</u>	29.00

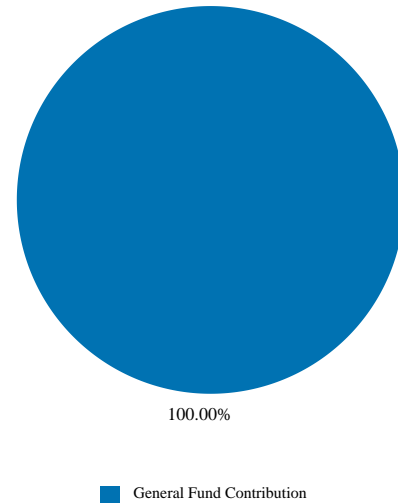
# Budget and Analysis

(Budget Unit 105002 - Fund 1001 - Appropriation Unit CAO100)

## Use of Funds



## Source of Funds



## Use of Funds

Expenditures	Prior Year 2023-2024	Adopted Budget 2024-2025	CY Estimate 2024-2025	Requested Budget 2025-2026	Recommended Budget 2025-2026	Recommended Change from Adopted
Salaries and Employee Benefits	\$ 1,100,990	\$ 1,630,079	\$ 1,106,644	\$ 1,575,514	\$ 1,575,514	\$ (54,565)
Services and Supplies	60,127	77,875	65,708	78,402	78,402	527
Other Charges	(15,526)	(243,449)	(26,518)	0	0	243,449
<b>Subtotal</b>	<b>\$ 1,145,591</b>	<b>\$ 1,464,505</b>	<b>\$ 1,145,834</b>	<b>\$ 1,653,916</b>	<b>\$ 1,653,916</b>	<b>\$ 189,411</b>

## Source of Funds

Revenues	Prior Year 2023-2024	Adopted Budget 2024-2025	CY Estimate 2024-2025	Requested Budget 2025-2026	Recommended Budget 2025-2026	Recommended Change from Adopted
<b>Subtotal</b>	<b>\$ -</b>	<b>\$ -</b>	<b>\$ -</b>	<b>\$ -</b>	<b>\$ -</b>	<b>-</b>
General Fund Contributions	1,145,591	1,464,505	1,145,834	1,653,916	1,653,916	189,411
<b>Total Source of Funds</b>	<b>\$ 1,145,591</b>	<b>\$ 1,464,505</b>	<b>\$ 1,145,834</b>	<b>\$ 1,653,916</b>	<b>\$ 1,653,916</b>	<b>\$ 189,411</b>

## Unit Description

The Budget and Analysis Division develops and presents the County's annual Recommended Budget, aligning recommendations with the adopted goals, policies, and priorities of the Board. The Division also prepares the annual Three-Year Financial Forecast, Budget End of Year Report, and other financial analysis products such as reports providing analysis and recommendations for solving mid-year unfunded needs.

Other responsibilities include: analyzing weekly Board meeting agenda items to ensure transparency and that recommendations are consistent with Board policy; working with county offices and departments to monitor performance in meeting countywide goals and priorities; providing advisory assistance and analysis to departments on recommendations for new or changing organizational programs, systems, policies and procedures; and evaluating organizational improvements to maximize countywide service delivery and efficiencies. In addition, the

Budget and Analysis Division coordinates and provides professional staff support to the Board's Budget Committee and Capital Improvement Committee.

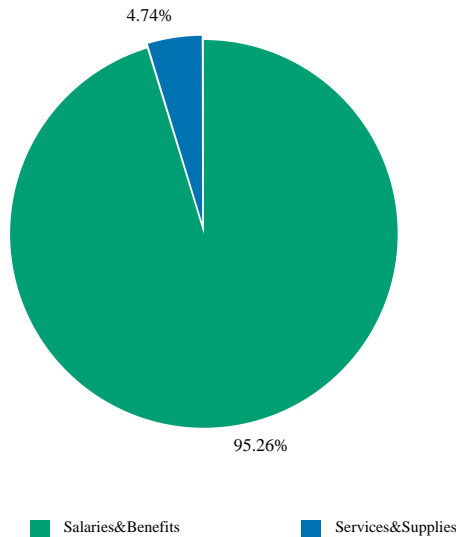
## Recommended FY 2025-2026 Positions

Classification Code	Classification Label	FTE
14A23	PRINCIPAL ADMINISTRATIVE ANALYST	5.00
14A24	COUNTY BUDGET DIRECTOR	1.00
Total		6.00

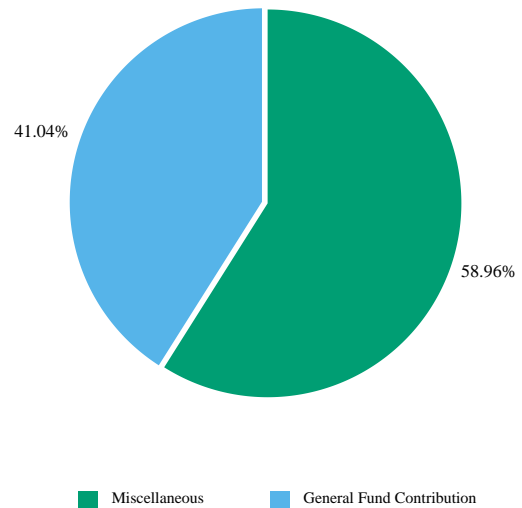
# Contracts and Purchasing

(Budget Unit 105003 - Fund 1001 - Appropriation Unit CAO101)

## Use of Funds



## Source of Funds



## Use of Funds

Expenditures	Prior Year 2023-2024	Adopted Budget 2024-2025	CY Estimate 2024-2025	Requested Budget 2025-2026	Recommended Budget 2025-2026	Recommended Change from Adopted
Salaries and Employee Benefits	\$ 1,599,493	\$ 1,682,767	\$ 1,730,260	\$ 1,838,562	\$ 1,838,577	\$ 155,810
Services and Supplies	84,045	81,013	86,700	91,474	91,474	10,461
Other Charges	(2,825,333)	(1,810,882)	(1,777,990)	(488,505)	(488,505)	1,322,377
<b>Subtotal</b>	<b>\$ (1,141,795)</b>	<b>\$ (47,102)</b>	<b>\$ 38,970</b>	<b>\$ 1,441,532</b>	<b>\$ 1,441,546</b>	<b>\$ 1,488,648</b>

## Source of Funds

Revenues	Prior Year 2023-2024	Adopted Budget 2024-2025	CY Estimate 2024-2025	Requested Budget 2025-2026	Recommended Budget 2025-2026	Recommended Change from Adopted
Miscellaneous Revenues	\$ 18,920	\$ -	\$ -	\$ 849,968	\$ 849,968	\$ 849,968
<b>Subtotal</b>	<b>\$ 18,920</b>	<b>\$ -</b>	<b>\$ -</b>	<b>\$ 849,968</b>	<b>\$ 849,968</b>	<b>\$ 849,968</b>
General Fund Contributions	(1,160,715)	(47,102)	38,970	591,564	591,578	638,680
<b>Total Source of Funds</b>	<b>\$ (1,141,795)</b>	<b>\$ (47,102)</b>	<b>\$ 38,970</b>	<b>\$ 1,441,532</b>	<b>\$ 1,441,546</b>	<b>\$ 1,488,648</b>

## Unit Description

The Contracts and Purchasing Division provides county offices and departments with knowledgeable assistance in the procurement of services, goods and general management of contract-related issues. The division's services include, but are not limited to; developing and coordinating competitive bid processes (Request for Proposals and Request for Qualifications); countywide oversight of contract management; management and oversight of the County Procurement Card program; management of the County Surplus Program and Personal Protective Equipment (PPE) distribution; maintains the County Contracts & Purchasing Academy; management and oversight of the County Cafe's and Daycare leases; operates and supports the Logistics Section in the Emergency Operation Center during an activation.

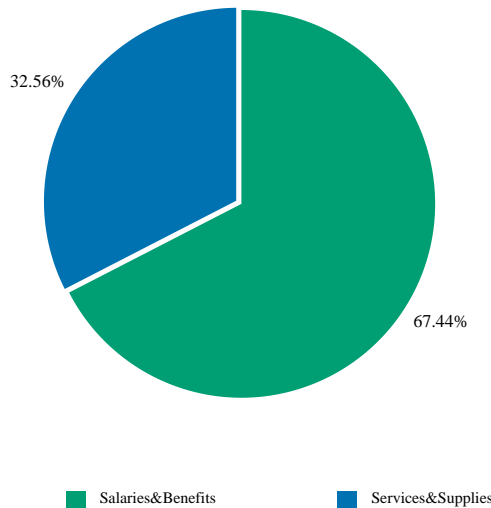
## Recommended FY 2025-2026 Positions

Classification Code	Classification Label	FTE
14C30	MANAGEMENT ANALYST II	1.00
14C31	MANAGEMENT ANALYST III	3.00
14E20	BUYER II	3.00
14G02	MANAGEMENT ANALYST I	1.00
14N35	CONTRACTS & PURCHASING OFFICER	1.00
70F80	SENIOR STOREKEEPER	1.00
<b>Total</b>		<b>10.00</b>

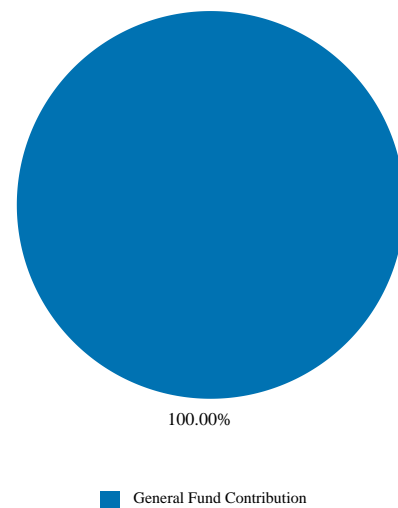
# Intergovernmental and Legislative Affairs

(Budget Unit 105004 - Fund 1001 - Appropriation Unit CAO102)

## Use of Funds



## Source of Funds



## Use of Funds

Expenditures	Prior Year 2023-2024	Adopted Budget 2024-2025	CY Estimate 2024-2025	Requested Budget 2025-2026	Recommended Budget 2025-2026	Recommended Change from Adopted
Salaries and Employee Benefits	\$ 1,478,636	\$ 818,337	\$ 824,783	\$ 926,045	\$ 926,045	\$ 107,708
Services and Supplies	723,005	457,375	430,477	447,109	447,109	(10,266)
Other Charges	75,297	0	0	-	-	0
<b>Subtotal</b>	<b>\$ 2,276,938</b>	<b>\$ 1,275,712</b>	<b>\$ 1,255,260</b>	<b>\$ 1,373,154</b>	<b>\$ 1,373,154</b>	<b>\$ 97,442</b>

## Source of Funds

Revenues	Prior Year 2023-2024	Adopted Budget 2024-2025	CY Estimate 2024-2025	Requested Budget 2025-2026	Recommended Budget 2025-2026	Recommended Change from Adopted
Intergovernmental Revenues	\$ 174,969	\$ -	\$ -	\$ -	\$ -	-
<b>Subtotal</b>	<b>\$ 174,969</b>	<b>\$ -</b>	<b>\$ -</b>	<b>\$ -</b>	<b>\$ -</b>	<b>-</b>
General Fund Contributions	2,101,969	1,275,712	1,255,260	1,373,154	1,373,154	97,442
<b>Total Source of Funds</b>	<b>\$ 2,276,938</b>	<b>\$ 1,275,712</b>	<b>\$ 1,255,260</b>	<b>\$ 1,373,154</b>	<b>\$ 1,373,154</b>	<b>\$ 97,442</b>

## Unit Description

The Intergovernmental and Legislative Affairs (IGLA) Division's responsibilities include the Board of Supervisor's Strategic Initiatives and Key Objectives; the annual Board of Supervisors/elected official/department head strategic planning sessions; cannabis program; sustainability program; legislative coordination and advocacy; workforce development; community engagement; communications/public information/media relations and government channel programming; strategic grant services and coordination of homeless services. IGLA staffs the following Board of Supervisors standing committees: Legislative Committee, Cannabis Committee; Homelessness, Health, Human Services and Housing Committee; Workforce Development Board, and the Alternate Energy and Environment Committee. The Division's Assistant CAO is the Administrative Office liaison to various county offices/departments, including the Health Department, Library, County Administrative Office

Social Services, Child Support, Natividad Medical Center, Military and Veterans Office, Elections, Housing and Community Development, Public Works Facilities and Parks, Water Resource Agency, Agricultural Commissioner, and Cooperative Extension. The IGLA Division staff also undertakes a wide array of special projects as assigned by the CAO.

## Recommended FY 2025-2026 Positions

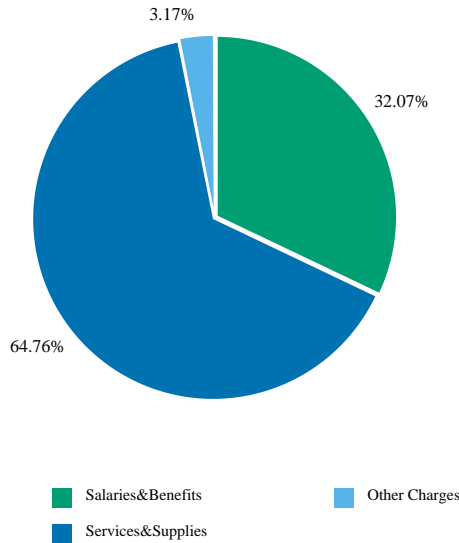
Classification Code	Classification Label	FTE
12E03	ASSISTANT COUNTY ADMINISTRATIVE OFFICER	1.00
14M07	COMMUNITY ENGAGEMENT PROGRAM MANAGER	1.00
14M08	LEGISLATIVE PROGRAM MANAGER	1.00

80A32	SENIOR SECRETARY	1.00
80A99	ADMINISTRATIVE SECRETARY- CONFIDENTIAL	1.00
	Total	5.00

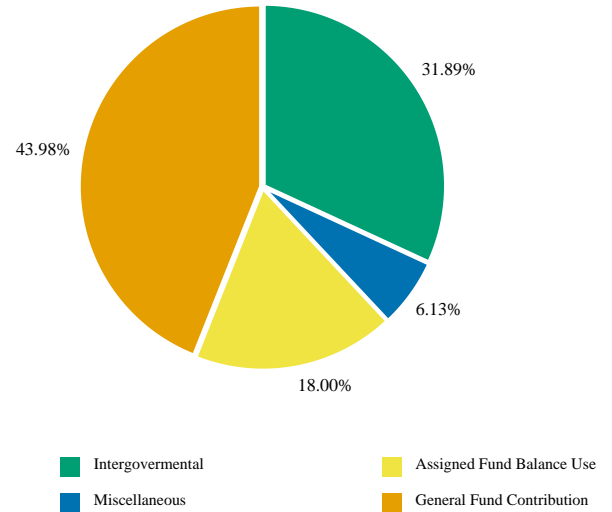
# Sustainability

(Budget Unit 105005 - Fund 1001 - Appropriation Unit CAO102)

## Use of Funds



## Source of Funds



## Use of Funds

Expenditures	Prior Year 2023-2024	Adopted Budget 2024-2025	CY Estimate 2024-2025	Requested Budget 2025-2026	Recommended Budget 2025-2026	Recommended Change from Adopted
Salaries and Employee Benefits	\$ 130,057	\$ 162,517	\$ 171,303	\$ 359,292	\$ 359,292	\$ 196,775
Services and Supplies	121,581	1,156,530	1,151,921	725,492	725,492	(431,038)
Other Charges	-	4,009	4,009	35,480	35,480	31,471
<b>Subtotal</b>	<b>\$ 251,637</b>	<b>\$ 1,323,056</b>	<b>\$ 1,327,232</b>	<b>\$ 1,120,264</b>	<b>\$ 1,120,264</b>	<b>\$ (202,792)</b>

## Source of Funds

Revenues	Prior Year 2023-2024	Adopted Budget 2024-2025	CY Estimate 2024-2025	Requested Budget 2025-2026	Recommended Budget 2025-2026	Recommended Change from Adopted
Intergovernmental Revenues	\$ -	\$ 622,731	\$ 622,731	\$ 357,246	\$ 357,246	\$ (265,485)
Miscellaneous Revenues	25,000	147,400	147,400	68,679	68,679	(78,721)
<b>Subtotal</b>	<b>\$ 25,000</b>	<b>\$ 770,131</b>	<b>\$ 770,131</b>	<b>\$ 425,925</b>	<b>\$ 425,925</b>	<b>\$ (344,206)</b>
GF - Assigned Fund Balance Use	-	-	-	-	201,612	201,612
General Fund Contributions	226,637	552,925	557,101	694,339	492,727	(60,198)
<b>Total Source of Funds</b>	<b>\$ 251,637</b>	<b>\$ 1,323,056</b>	<b>\$ 1,327,232</b>	<b>\$ 1,120,264</b>	<b>\$ 1,120,264</b>	<b>\$ (202,792)</b>

## Unit Description

The Sustainability Program manages projects and programs ensuring compliance with state law and local regulations related to greenhouse gas emissions and sustainable energy. The program develops and implements the Community Climate Action Plan and the Municipal Climate Action Plan, both of which contain strategies to reduce greenhouse gas emissions within county government operations as well as externally countywide through the development of policies and local regulations. The program staffs the Board of Supervisors Alternate Energy and Environment Committee and develops policies and regulations regarding sustainability for consideration by the Board of Supervisors. In addition, the program recommends sustainable infrastructure projects to county offices and

departments and applies for, manages and implements energy-related grants.

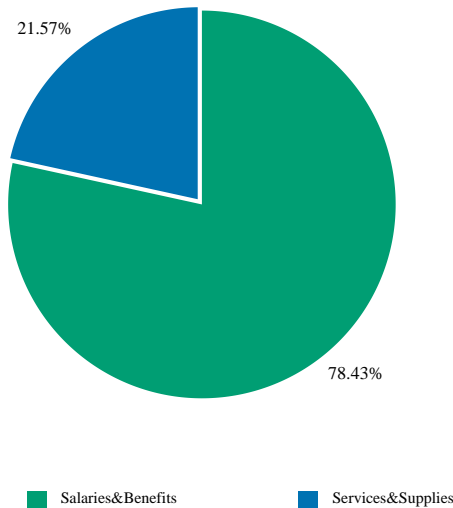
## Recommended FY 2025-2026 Positions

Classification Code	Classification Label	FTE
14C31	MANAGEMENT ANALYST III	1.00
14M06	SUSTAINABILITY PROGRAM MANAGER	1.00
<b>Total</b>		<b>2.00</b>

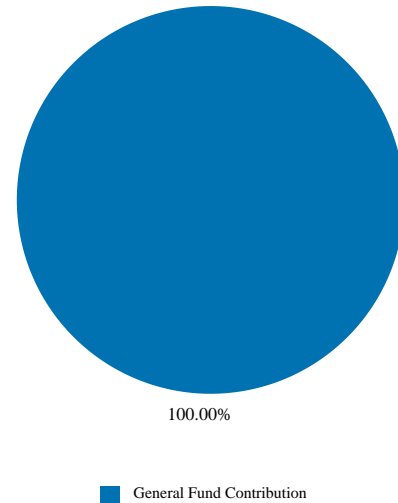
# Communications

(Budget Unit 105006 - Fund 1001 - Appropriation Unit CAO102)

## Use of Funds



## Source of Funds



## Use of Funds

Expenditures	Prior Year 2023-2024	Adopted Budget 2024-2025	CY Estimate 2024-2025	Requested Budget 2025-2026	Recommended Budget 2025-2026	Recommended Change from Adopted
Salaries and Employee Benefits	\$ -	\$ 495,292	\$ 508,608	\$ 550,371	\$ 550,371	\$ 55,079
Services and Supplies	-	175,484	179,197	151,376	151,376	(24,108)
<b>Subtotal</b>	<b>\$ -</b>	<b>\$ 670,776</b>	<b>\$ 687,804</b>	<b>\$ 701,747</b>	<b>\$ 701,747</b>	<b>\$ 30,971</b>

## Source of Funds

Revenues	Prior Year 2023-2024	Adopted Budget 2024-2025	CY Estimate 2024-2025	Requested Budget 2025-2026	Recommended Budget 2025-2026	Recommended Change from Adopted
<b>Subtotal</b>	<b>\$ -</b>	<b>\$ -</b>	<b>\$ -</b>	<b>\$ -</b>	<b>\$ -</b>	<b>-</b>
General Fund Contributions	-	670,776	687,804	701,747	701,747	30,971
<b>Total Source of Funds</b>	<b>\$ -</b>	<b>\$ 670,776</b>	<b>\$ 687,804</b>	<b>\$ 701,747</b>	<b>\$ 701,747</b>	<b>\$ 30,971</b>

## Unit Description

County Communications provides clear and effective communication to residents, elected officials, community organizations, business entities, and the media. The team disseminates critical information on county business and urgent issues, provides strategic support to all county offices and departments, and manages the broadcast of public meetings, news briefings, and conferences.

It serves as the official Public Information Office for the County Board of Supervisors, County Administration, and the Department of Emergency Management. The team directs the Monterey County Operational Area's Joint Information Center, particularly during emergency situations, ensuring timely and accurate information reaches the public when needed most. The team facilitates collaboration among various stakeholders, including community organizations, public agencies, and industry groups, on behalf of the County Administrative Office and the Board of Supervisors.

It promotes the County's Alert and Warning System, ensuring timely and accurate information reaches the public. County Communications plays a crucial role in ensuring continuity of government and acts as the primary source of public information for local government partners. The team oversees compliance with county policies regarding public relations, social media management, branding, and web authoring, contributing to the county's overall accountability.

## Recommended FY 2025-2026 Positions

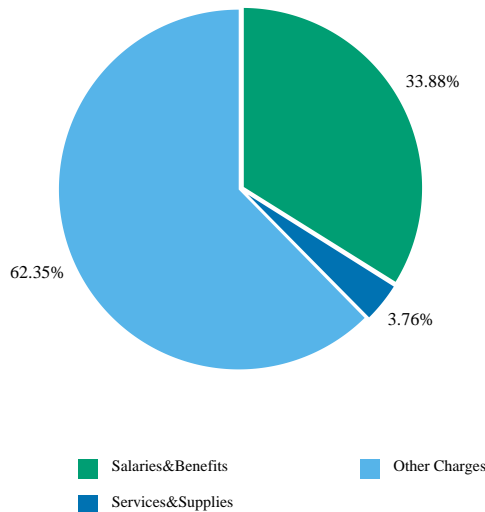
Classification Code	Classification Label	FTE
14A28	COUNTY COMMUNICATIONS DIRECTOR	1.00
14C31	MANAGEMENT ANALYST III	1.00
14C37	COUNTY MEDIA ANALYST	1.00
<b>Total</b>		<b>3.00</b>



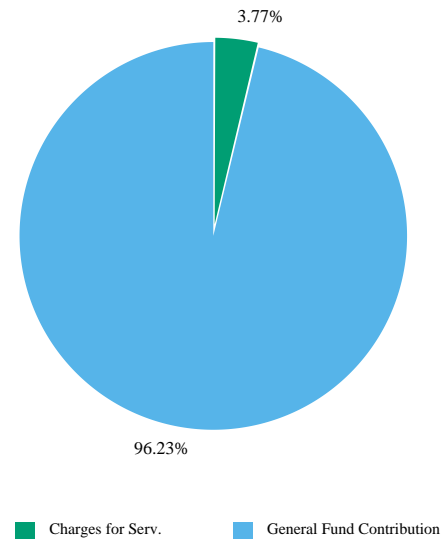
# Cannabis

(Budget Unit 105007 - Fund 1001 - Appropriation Unit CAO103)

## Use of Funds



## Source of Funds



## Use of Funds

Expenditures	Prior Year 2023-2024	Adopted Budget 2024-2025	CY Estimate 2024-2025	Requested Budget 2025-2026	Recommended Budget 2025-2026	Recommended Change from Adopted
Salaries and Employee Benefits	\$ 727,858	\$ 705,607	\$ 650,197	\$ 652,244	\$ 652,244	\$ (53,363)
Services and Supplies	169,681	71,523	23,779	72,459	72,459	936
Other Charges	435,920	2,114,368	2,114,368	1,200,261	1,200,261	(914,107)
Appropriation For Contingencies	-	10,750	-	-	-	(10,750)
<b>Subtotal</b>	<b>\$ 1,333,459</b>	<b>\$ 2,902,248</b>	<b>\$ 2,788,343</b>	<b>\$ 1,924,964</b>	<b>\$ 1,924,964</b>	<b>\$ (977,284)</b>

## Source of Funds

Revenues	Prior Year 2023-2024	Adopted Budget 2024-2025	CY Estimate 2024-2025	Requested Budget 2025-2026	Recommended Budget 2025-2026	Recommended Change from Adopted
Intergovernmental Revenues	\$ 545,546	\$ 435,476	\$ 435,476	\$ -	\$ -	\$ (435,476)
Charges For Services	92,098	65,000	72,812	72,500	72,500	7,500
<b>Subtotal</b>	<b>\$ 637,644</b>	<b>\$ 500,476</b>	<b>\$ 508,288</b>	<b>\$ 72,500</b>	<b>\$ 72,500</b>	<b>\$ (427,976)</b>
General Fund Contributions	695,815	2,401,772	2,280,055	1,852,464	1,852,464	(549,308)
<b>Total Source of Funds</b>	<b>\$ 1,333,459</b>	<b>\$ 2,902,248</b>	<b>\$ 2,788,343</b>	<b>\$ 1,924,964</b>	<b>\$ 1,924,964</b>	<b>\$ (977,284)</b>

## Unit Description

The Cannabis Program (Program) serves as the local regulatory agency for growing and dispensing cannabis. The Program coordinates activities with and between key county offices and departments, external agencies, the state Department of Cannabis Control (DCC), the cannabis industry, and public and community groups. Seven county offices/departments and the fire districts work collaboratively to enforce local cannabis policies and regulations as well as regulations imposed by the DCC and various state and federal agencies. Each of these organizations plays a critical role and requires the program to be well coordinated, with effective internal and external communication to ensure the success of the cannabis industry within the County.

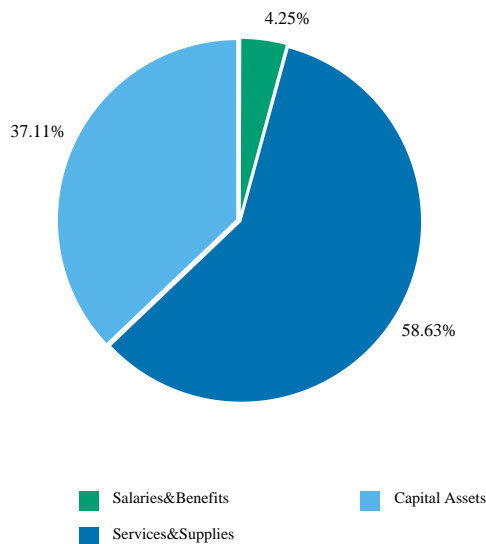
## Recommended FY 2025-2026 Positions

Classification Code	Classification Label	FTE
14C30	MANAGEMENT ANALYST II	1.00
14C31	MANAGEMENT ANALYST III	1.00
14M05	CANNABIS PROGRAM MANAGER	1.00
80A32	SENIOR SECRETARY	1.00
<b>Total</b>		<b>4.00</b>

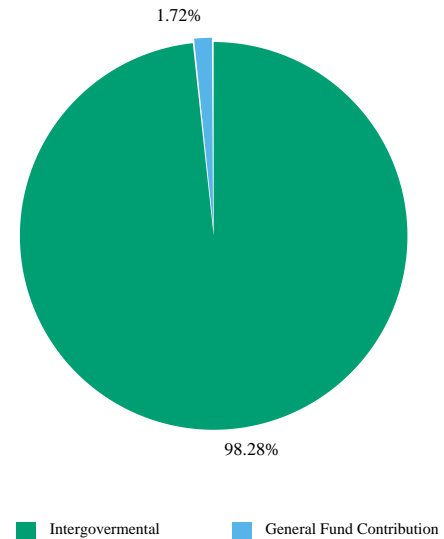
# Homelessness Strategies and Initiatives

## (Budget Unit 105008 - Fund 1001 - Appropriation Unit CAO104)

### Use of Funds



### Source of Funds



### Use of Funds

Expenditures	Prior Year 2023-2024	Adopted Budget 2024-2025	CY Estimate 2024-2025	Requested Budget 2025-2026	Recommended Budget 2025-2026	Recommended Change from Adopted
Salaries and Employee Benefits	\$ -	\$ 675,169	\$ 657,900	\$ 803,828	\$ 803,828	\$ 128,659
Services and Supplies	-	175,274	137,666	11,078,917	11,078,917	10,903,643
Other Charges	-	7,691,435	11,240,092	-	-	(7,691,435)
Capital Assets	-	0	111,175	7,011,998	7,011,998	7,011,998
<b>Subtotal</b>	<b>\$ -</b>	<b>\$ 8,541,878</b>	<b>\$ 12,146,833</b>	<b>\$ 18,894,742</b>	<b>\$ 18,894,742</b>	<b>\$ 10,352,864</b>

### Source of Funds

Revenues	Prior Year 2023-2024	Adopted Budget 2024-2025	CY Estimate 2024-2025	Requested Budget 2025-2026	Recommended Budget 2025-2026	Recommended Change from Adopted
Intergovernmental Revenues	\$ -	\$ 8,086,355	\$ 11,729,480	\$ 18,569,830	\$ 18,569,830	\$ 10,483,475
<b>Subtotal</b>	<b>\$ -</b>	<b>\$ 8,086,355</b>	<b>\$ 11,729,480</b>	<b>\$ 18,569,830</b>	<b>\$ 18,569,830</b>	<b>\$ 10,483,475</b>
General Fund Contributions	-	455,523	417,353	324,912	324,912	(130,611)
<b>Total Source of Funds</b>	<b>\$ -</b>	<b>\$ 8,541,878</b>	<b>\$ 12,146,833</b>	<b>\$ 18,894,742</b>	<b>\$ 18,894,742</b>	<b>\$ 10,352,864</b>

### Unit Description

Homelessness Strategies and Initiatives Division plans, directs, coordinates, implements, and evaluates the goals and countywide strategic plan to address homelessness. This office develops and maintains a framework for activities to build a strong inter-departmental and inter-jurisdictional coordination structure, develop and align policies, promote, manage, and evaluate systems integration, and promote collaboration among state and local public agencies, non-profits, homeless advocacy groups, educational institutions, businesses, community groups, and county offices and departments.

### Recommended FY 2025-2026 Positions

Classification Code	Classification Label	FTE
14C30	MANAGEMENT ANALYST II	1.00
14G02	MANAGEMENT ANALYST I	1.00
14M25	COUNTY HOMELESS SERVICES DIRECTOR	1.00
<b>Total</b>		<b>3.00</b>

# Office of Community Engagement and Strategic Advocacy

(Budget Unit 105009 - Fund 1001 - Appropriation Unit CAO105)

## Use of Funds

No data to display

## Source of Funds

No data to display

## Use of Funds

Expenditures	Prior Year 2023-2024	Adopted Budget 2024-2025	CY Estimate 2024-2025	Requested Budget 2025-2026	Recommended Budget 2025-2026	Recommended Change from Adopted
Salaries and Employee Benefits	\$ 10,329	\$ 3,201	\$ 3,204	\$ 0	\$ 0	\$ (3,201)
Services and Supplies	12,233	10,215	17,749	0	0	(10,215)
Other Charges	197,468	238,642	76,399	-	-	(238,642)
<b>Subtotal</b>	<b>\$ 220,030</b>	<b>\$ 252,058</b>	<b>\$ 97,352</b>	<b>\$ 0</b>	<b>\$ 0</b>	<b>\$ (252,058)</b>

## Source of Funds

Revenues	Prior Year 2023-2024	Adopted Budget 2024-2025	CY Estimate 2024-2025	Requested Budget 2025-2026	Recommended Budget 2025-2026	Recommended Change from Adopted
Intergovernmental Revenues	\$ 293,495	\$ 216,098	\$ 91,936	\$ -	\$ -	\$ (216,098)
Miscellaneous Revenues	-	31,707	-	-	-	(31,707)
<b>Subtotal</b>	<b>\$ 293,495</b>	<b>\$ 247,805</b>	<b>\$ 91,936</b>	<b>\$ -</b>	<b>\$ -</b>	<b>\$ (247,805)</b>
General Fund Contributions	(73,465)	4,253	5,416	0	0	(4,253)
<b>Total Source of Funds</b>	<b>\$ 220,030</b>	<b>\$ 252,058</b>	<b>\$ 97,352</b>	<b>\$ 0</b>	<b>\$ 0</b>	<b>\$ (252,058)</b>

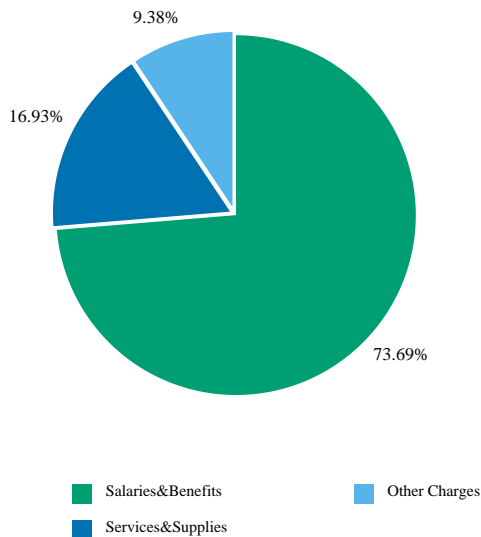
## Unit Description

Effective Fiscal Year 2025-26, this Unit is no longer active.

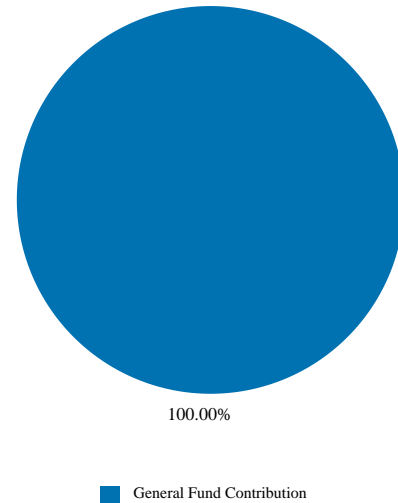
# Economic Development Administration

## (Budget Unit 105010 - Fund 1001 - Appropriation Unit CAO106)

### Use of Funds



### Source of Funds



### Use of Funds

Expenditures	Prior Year 2023-2024	Adopted Budget 2024-2025	CY Estimate 2024-2025	Requested Budget 2025-2026	Recommended Budget 2025-2026	Recommended Change from Adopted
Salaries and Employee Benefits	\$ 416,602	\$ 438,844	\$ 442,716	\$ 489,532	\$ 489,532	\$ 50,688
Services and Supplies	121,007	138,663	133,852	112,470	112,470	(26,193)
Other Charges	49,872	(182,741)	(182,741)	62,305	62,305	245,046
<b>Subtotal</b>	<b>\$ 587,480</b>	<b>\$ 394,766</b>	<b>\$ 393,827</b>	<b>\$ 664,307</b>	<b>\$ 664,307</b>	<b>\$ 269,541</b>

### Source of Funds

Revenues	Prior Year 2023-2024	Adopted Budget 2024-2025	CY Estimate 2024-2025	Requested Budget 2025-2026	Recommended Budget 2025-2026	Recommended Change from Adopted
<b>Subtotal</b>	<b>\$ -</b>	<b>\$ -</b>	<b>\$ -</b>	<b>\$ -</b>	<b>\$ -</b>	<b>-</b>
General Fund Contributions	587,480	394,766	393,827	664,307	664,307	269,541
<b>Total Source of Funds</b>	<b>\$ 587,480</b>	<b>\$ 394,766</b>	<b>\$ 393,827</b>	<b>\$ 664,307</b>	<b>\$ 664,307</b>	<b>\$ 269,541</b>

### Unit Description

This unit contains the staff and administrative costs of the Economic Development Administration. Staff within this unit are responsible for the County's economic development, Development Set-Aside Agencies funding, small business loans, and the County's Comprehensive Economic Development Strategy. Other responsibilities include staffing the Economic Development Committee (EDC).

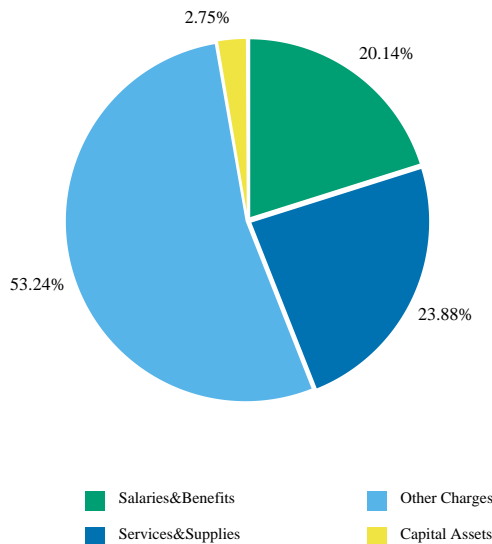
### Recommended FY 2025-2026 Positions

Classification Code	Classification Label	FTE
14C30	MANAGEMENT ANALYST II	1.00
14M12	ECONOMIC DEVELOPMENT MANAGER	1.00
<b>Total</b>		<b>2.00</b>

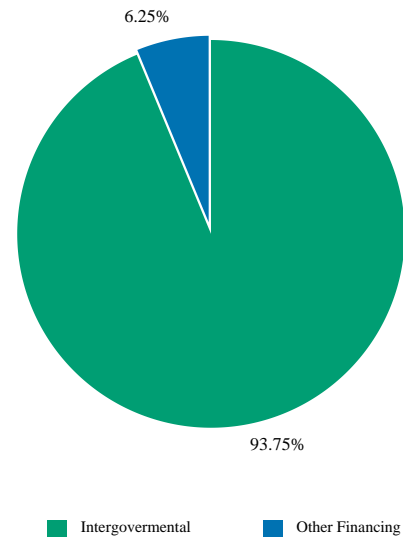
# Workforce Development Board

(Budget Unit 105028 - Fund 1290 - Appropriation Unit CAO122)

## Use of Funds



## Source of Funds



## Use of Funds

Expenditures	Prior Year 2023-2024	Adopted Budget 2024-2025	CY Estimate 2024-2025	Requested Budget 2025-2026	Recommended Budget 2025-2026	Recommended Change from Adopted
Salaries and Employee Benefits	\$ 2,112,943	\$ 2,566,056	\$ 2,292,683	\$ 2,483,132	\$ 2,483,122	\$ (82,934)
Services and Supplies	1,556,461	1,213,238	4,487,477	2,944,485	2,944,485	1,731,247
Other Charges	5,651,998	6,093,007	6,543,006	6,564,975	6,564,975	471,968
Capital Assets	0	338,500	339,593	338,500	338,500	0
<b>Subtotal</b>	<b>\$ 9,321,402</b>	<b>\$ 10,210,801</b>	<b>\$ 13,662,759</b>	<b>\$ 12,331,092</b>	<b>\$ 12,331,082</b>	<b>\$ 2,120,281</b>

## Source of Funds

Revenues	Prior Year 2023-2024	Adopted Budget 2024-2025	CY Estimate 2024-2025	Requested Budget 2025-2026	Recommended Budget 2025-2026	Recommended Change from Adopted
Revenue from Use of Money & Property	\$ (38,006)	\$ -	\$ 2,085	\$ -	\$ -	\$ -
Intergovernmental Revenues	8,451,542	10,248,500	13,042,694	12,200,000	12,200,000	1,951,500
Miscellaneous Revenues	72,561	0	415,551	-	-	0
Other Financing Sources	671,657	775,000	770,002	813,750	813,750	38,750
<b>Subtotal</b>	<b>\$ 9,157,755</b>	<b>\$ 11,023,500</b>	<b>\$ 14,230,332</b>	<b>\$ 13,013,750</b>	<b>\$ 13,013,750</b>	<b>\$ 1,990,250</b>
Fund Balance	\$ 163,647	\$ (812,699)	\$ (567,573)	\$ (682,658)	\$ (682,668)	\$ 130,031
<b>Total Source of Funds</b>	<b>\$ 9,321,402</b>	<b>\$ 10,210,801</b>	<b>\$ 13,662,759</b>	<b>\$ 12,331,092</b>	<b>\$ 12,331,082</b>	<b>\$ 2,120,281</b>

## Unit Description

The Monterey County Workforce Development Board (MCWDB) delivers career planning, occupational skills training, and employment services to residents across the County through its three Career Centers located in Salinas, Marina, and Seaside. Their mission is to strengthen the regional economy by aligning workforce development programs with businesses in the County's priority industry sectors: Health Care, Agriculture, and Hospitality and Tourism.

MCWDB receives over \$10 million in federal, state, and local grant funding to design and implement programs that serve both adults and young adults. The team also administers a number of regional grants on behalf of the Workforce Development Boards of Santa Cruz and San Benito Counties. A \$1.2 million grant from the state supports job training programs in Health Care, Ag Tech, and Culinary Arts, in collaboration with community colleges in the Counties of Monterey, San Benito, and Santa Cruz. Additionally, a \$1.9 million grant from the California State Workforce Development Board has enabled MCWDB to develop a 350-

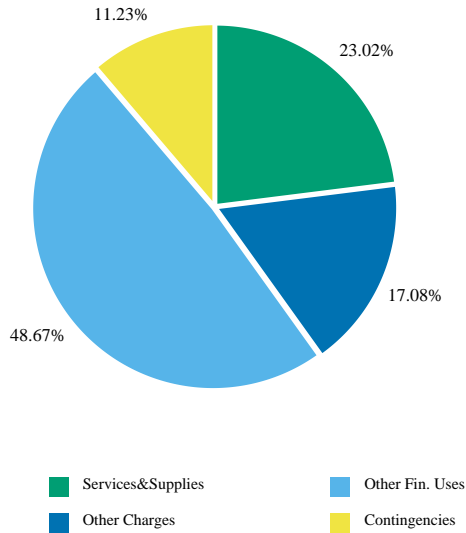
hour pre-apprenticeship program, preparing 126 individuals for careers in the building trades through registered apprenticeships.

In response to a series of weather-related disasters in 2023, MCWDB secured a \$1.5 million National Dislocated Worker Grant from the U.S. Department of Labor to provide temporary employment focused on cleanup and restoration of public lands throughout the county. The MCWDB has also partnered with the County’s Department of Emergency Management to administer \$4 million in small business disaster grants, supporting eligible businesses impacted by the 2023 Pajaro levee breach with restoration and beautification projects.

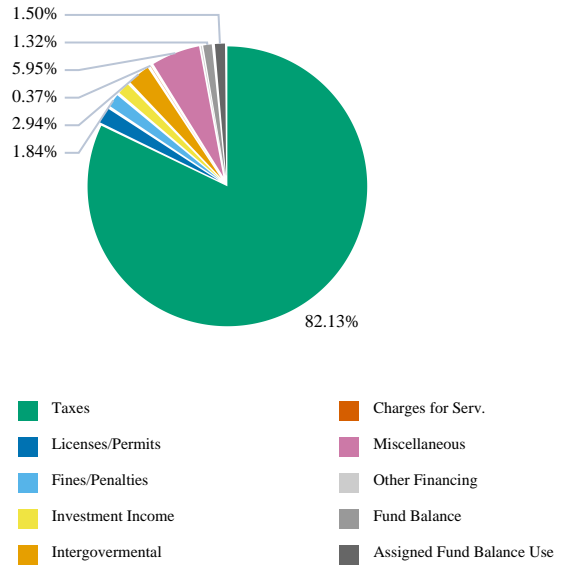
Recommended FY 2025-2026 Positions		
Classification Code	Classification Label	FTE
12E16	WIB EXECUTIVE DIRECTOR	1.00
14C30	MANAGEMENT ANALYST II	2.00
14C31	MANAGEMENT ANALYST III	1.00
14G02	MANAGEMENT ANALYST I	1.00
20B11	ACCOUNTANT II	1.00
20B93	FINANCE MANAGER II	1.00
43J09	SENIOR DEPARTMENTAL INFORMATION SYSTEMS COORDINATOR	1.00
60G21	WIB EMPLOYMENT PROGRAMS REPRESENTATIVE II	3.00
60G33	WIB EMPLOYMENT PROGRAMS REPRESENTATIVE III	1.00
80A32	SENIOR SECRETARY	1.00
Total		13.00

# CAO Non-Departmental

## Use of Funds



## Source of Funds



## Use of Funds

Expenditures	Prior Year 2023-2024	Adopted Budget 2024-2025	CY Estimate 2024-2025	Requested Budget 2025-2026	Recommended Budget 2025-2026	Recommended Change from Adopted
Salaries and Employee Benefits	\$ -	\$ 0	\$ 628	\$ -	\$ -	0
Services and Supplies	6,773,624	14,908,523	6,619,184	12,463,009	17,907,014	2,998,491
Other Charges	(2,267,360)	2,206,016	2,206,017	13,292,877	13,292,877	11,086,861
Capital Assets	4,793,982	0	1,736,440	-	-	0
Other Financing Uses	61,816,906	46,789,247	49,469,432	41,142,310	37,867,590	(8,921,657)
Appropriation For Contingencies	-	8,367,056	8,167,056	8,738,087	8,738,087	371,031
<b>Subtotal</b>	<b>\$ 71,117,151</b>	<b>\$ 72,270,842</b>	<b>\$ 68,198,757</b>	<b>\$ 75,636,283</b>	<b>\$ 77,805,568</b>	<b>\$ 5,534,726</b>

## Source of Funds

Revenues	Prior Year 2023-2024	Adopted Budget 2024-2025	CY Estimate 2024-2025	Requested Budget 2025-2026	Recommended Budget 2025-2026	Recommended Change from Adopted
Taxes	\$ 281,262,627	\$ 285,206,485	\$ 287,092,482	\$ 295,530,263	\$ 297,403,940	\$ 12,197,455
Licenses, Permits, and Franchises	9,251,576	7,151,144	7,501,216	7,801,216	7,801,216	650,072
Fines	6,877,373	6,571,269	6,121,966	6,659,790	6,659,790	88,521
Revenue from Use of Money & Property	18,330,381	6,072,491	7,527,022	6,156,160	6,156,160	83,669
Intergovernmental Revenues	31,053,308	12,260,126	13,291,808	10,642,272	10,642,272	(1,617,854)
Charges For Services	20,886,794	1,333,765	1,370,494	1,341,330	1,341,330	7,565
Miscellaneous Revenues	5,516,167	4,300,028	4,438,352	21,530,830	21,530,830	17,230,802
Other Financing Sources	1,522,567	0	8,500,000	355,000	355,000	355,000
<b>Subtotal</b>	<b>\$ 374,700,791</b>	<b>\$ 322,895,308</b>	<b>\$ 335,843,341</b>	<b>\$ 350,016,861</b>	<b>\$ 351,890,538</b>	<b>\$ 28,995,230</b>
Fund Balance	\$ (24,643,340)	\$ 9,646,851	\$ 2,187,412	\$ (3,454,165)	\$ 2,871,425	\$ (6,775,426)
GF - Assigned Fund Balance Use	-	-	-	-	5,417,760	5,417,760
General Fund Contributions	(278,940,300)	(260,271,317)	(269,831,995)	(270,926,414)	(282,374,156)	(22,102,839)
<b>Total Source of Funds</b>	<b>\$ 71,117,151</b>	<b>\$ 72,270,842</b>	<b>\$ 68,198,757</b>	<b>\$ 75,636,283</b>	<b>\$ 77,805,568</b>	<b>\$ 5,534,726</b>

---

**Description:**

The CAO’s Non-Departmental unit operations consist of annual debt service, contributions to fire agencies, contributions to other funds within the County and external agencies, appropriation for contingencies, economic development set-asides, memberships in governmental organizations (e.g., California State Association of Counties), Resource Planning Internal Service Fund, pension unfunded liability, support required for trial courts, and appropriation of realignment monies for health and social services programs.

---

**Summary of Recommendation**

The FY 2025-26 Recommended Budget for the CAO’s non-departmental operations is \$77,805,568, an increase of \$5,534,726 from the prior year adopted budget, including an increase of \$6,375,770 from the Pension Trust Fund to cover the increase in unfunded accrued liability payment to CalPERS, a \$4,841,645 increase for Building Improvement and Replacement and a \$1,377,394 increase in Equipment Replacement due to cost plan credits budgeted as revenue. Partially offsetting these increases include a \$2,047,974 decrease in Development Set-Aside, a \$1,579,788 decrease in Enterprise Resource Planning, and a \$4,121,223 decrease in transfers to outside funds.



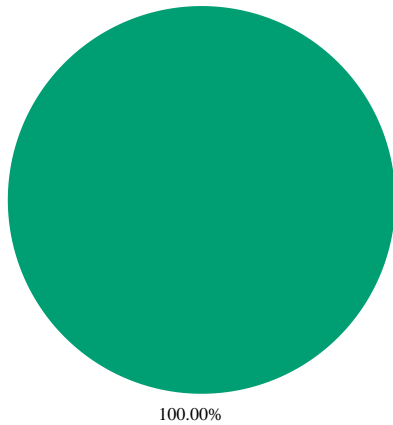
## Appropriation Expenditure Detail

Appropriation Unit	Prior Year 2023-2024	Adopted Budget 2024-2025	CY Estimate 2024-2025	Requested Budget 2025-2026	Recommended Budget 2025-2026	Recommended Change from Adopted	Fund Code	Budget Unit Code
CAO107 - Contingencies	\$ 1,044,110	\$ 8,367,056	\$ 8,167,056	\$ 8,738,087	\$ 8,738,087	\$ 371,031	1001	105011
CAO108 - County Memberships	85,488	90,040	90,040	90,346	90,346	306	1001	105012
CAO109 - Medical Care Services	3,900,648	3,900,648	3,900,648	3,900,648	3,900,648	0	1001	105013
CAO110 - Other Financing Uses	39,158,433	25,459,650	28,239,836	24,613,147	21,338,427	(4,121,223)	1001	105014
CAO111 - Other General Expenditures	-	47,475	47,475	23,234	23,234	(24,241)	1001	105015
CAO112 - Auxiliary Services	42,666	370,172	373,326	221,394	221,394	(148,778)	1001	105016
CAO114 - Contributions	4,041,183	4,116,793	4,116,793	4,099,514	4,099,514	(17,279)	1001	105018
CAO114 - Contributions	1,323,179	657,850	657,850	1,060,644	1,060,644	402,794	1001	105019
CAO114 - Contributions	4,490,157	4,535,634	4,535,634	4,557,982	4,557,982	22,348	1001	105020
CAO115 - Trial Courts	7,965,613	8,618,742	7,961,586	8,711,419	8,711,419	92,677	1001	105021
CAO120 - Development Set-Aside	4,379,113	4,199,974	4,199,974	3,033,585	2,152,000	(2,047,974)	1001	105026
CAO113 - Pension Unfunded Liability	265,162	400,875	328,218	451,055	6,776,645	6,375,770	1025	105017
CAO121 - Revolving Loan Program	150,000	259,957	150,000	250,000	250,000	(9,957)	1260	105027
CAO117 - Enterprise Resource Planning	1,770,535	9,494,482	3,678,827	7,914,694	7,914,694	(1,579,788)	2200	105023
CAO118 - Building Improvement and Replacement	3,002,470	3,128,888	3,128,888	7,970,533	7,970,533	4,841,645	2200	105024
CAO119 - Equipment Replacement Planning	(501,606)	(1,377,394)	(1,377,394)	-	-	1,377,394	2200	105025
<b>Subtotal</b>	<b>\$ 71,117,151</b>	<b>\$ 72,270,842</b>	<b>\$ 68,198,757</b>	<b>\$ 75,636,283</b>	<b>\$ 77,805,568</b>	<b>\$ 5,534,726</b>		

# Contingencies

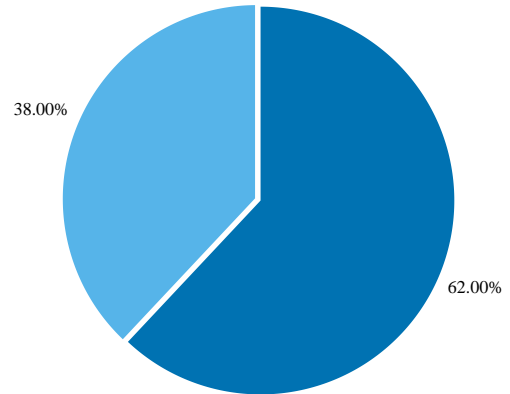
(Budget Unit 105011 - Fund 1001 - Appropriation Unit CAO107)

## Use of Funds



Contingencies

## Source of Funds



Assigned Fund Balance Use

General Fund Contribution

## Use of Funds

Expenditures	Prior Year 2023-2024	Adopted Budget 2024-2025	CY Estimate 2024-2025	Requested Budget 2025-2026	Recommended Budget 2025-2026	Recommended Change from Adopted
Other Financing Uses	\$ 1,044,110	\$ -	\$ -	\$ -	\$ -	-
Appropriation For Contingencies	-	8,367,056	8,167,056	8,738,087	8,738,087	371,031
<b>Subtotal</b>	<b>\$ 1,044,110</b>	<b>\$ 8,367,056</b>	<b>\$ 8,167,056</b>	<b>\$ 8,738,087</b>	<b>\$ 8,738,087</b>	<b>\$ 371,031</b>

## Source of Funds

Revenues	Prior Year 2023-2024	Adopted Budget 2024-2025	CY Estimate 2024-2025	Requested Budget 2025-2026	Recommended Budget 2025-2026	Recommended Change from Adopted
Other Financing Sources	\$ -	\$ 0	\$ 8,500,000	\$ -	\$ -	0
<b>Subtotal</b>	<b>\$ -</b>	<b>\$ 0</b>	<b>\$ 8,500,000</b>	<b>\$ -</b>	<b>\$ -</b>	<b>0</b>
GF - Assigned Fund Balance Use	-	-	-	-	5,417,760	5,417,760
General Fund Contributions	1,044,110	8,367,056	(332,944)	8,738,087	3,320,327	(5,046,729)
<b>Total Source of Funds</b>	<b>\$ 1,044,110</b>	<b>\$ 8,367,056</b>	<b>\$ 8,167,056</b>	<b>\$ 8,738,087</b>	<b>\$ 8,738,087</b>	<b>\$ 371,031</b>

## Unit Description


The CAO's Contingency unit maintains the portion of the General Fund appropriation for operational contingencies to provide the County with sufficient working capital and a margin of safety for such impacts as natural disasters, economic shocks resulting in significant revenue shortfalls, and/or program changes. The County's General Financial Policies specify an annual appropriation for contingencies equivalent to 1% of total General Fund estimated revenues. In an emergency and/or

unexpected revenue decline, the appropriation for contingencies may be used at the discretion of and by action of the Board of Supervisors. These funds are utilized only after other budget sources have been examined.

# County Memberships


(Budget Unit 105012 - Fund 1001 - Appropriation Unit CAO108)

## Use of Funds



Services&Supplies

## Source of Funds



General Fund Contribution

Expenditures	Prior Year 2023-2024	Adopted Budget 2024-2025	CY Estimate 2024-2025	Requested Budget 2025-2026	Recommended Budget 2025-2026	Recommended Change from Adopted
Services and Supplies	\$ 85,488	\$ 90,040	\$ 90,040	\$ 90,346	\$ 90,346	\$ 306
Subtotal	\$ 85,488	\$ 90,040	\$ 90,040	\$ 90,346	\$ 90,346	\$ 306

Revenues	Prior Year 2023-2024	Adopted Budget 2024-2025	CY Estimate 2024-2025	Requested Budget 2025-2026	Recommended Budget 2025-2026	Recommended Change from Adopted
Subtotal	\$ -	\$ -	\$ -	\$ -	\$ -	-
General Fund Contributions	85,488	90,040	90,040	90,346	90,346	306
Total Source of Funds	\$ 85,488	\$ 90,040	\$ 90,040	\$ 90,346	\$ 90,346	\$ 306

**Unit Description**

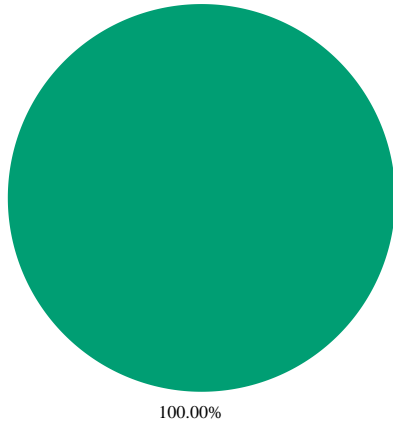
This unit provides payment for annual memberships to California Coastal Trail Association (CCTA), California State Association of Counties (CSAC), National Association of Counties (NACO), Rural County Representatives of California (RCRC). These organizations provide information on issues of interest to the County and provide an

opportunity for the County to network with other boards and administrative staff.

# Medical Care Services

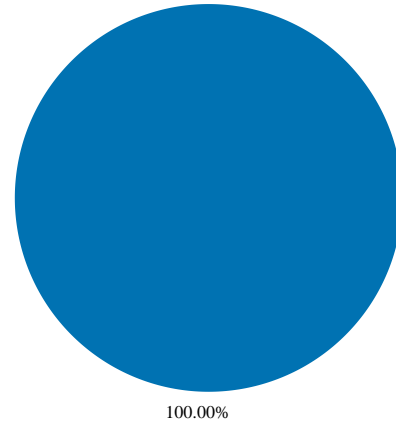
(Budget Unit 105013 - Fund 1001 - Appropriation Unit CAO109)

## Use of Funds



Other Fin. Uses

## Source of Funds



General Fund Contribution

## Use of Funds

Expenditures	Prior Year 2023-2024	Adopted Budget 2024-2025	CY Estimate 2024-2025	Requested Budget 2025-2026	Recommended Budget 2025-2026	Recommended Change from Adopted
Other Financing Uses	\$ 3,900,648	\$ 3,900,648	\$ 3,900,648	\$ 3,900,648	\$ 3,900,648	\$ 0
<b>Subtotal</b>	<b>\$ 3,900,648</b>	<b>\$ 3,900,648</b>	<b>\$ 3,900,648</b>	<b>\$ 3,900,648</b>	<b>\$ 3,900,648</b>	<b>\$ 0</b>

## Source of Funds

Revenues	Prior Year 2023-2024	Adopted Budget 2024-2025	CY Estimate 2024-2025	Requested Budget 2025-2026	Recommended Budget 2025-2026	Recommended Change from Adopted
<b>Subtotal</b>	<b>\$ -</b>	<b>\$ -</b>	<b>\$ -</b>	<b>\$ -</b>	<b>\$ -</b>	<b>-</b>
General Fund Contributions	3,900,648	3,900,648	3,900,648	3,900,648	3,900,648	0
<b>Total Source of Funds</b>	<b>\$ 3,900,648</b>	<b>\$ 3,900,648</b>	<b>\$ 3,900,648</b>	<b>\$ 3,900,648</b>	<b>\$ 3,900,648</b>	<b>0</b>

## Unit Description

Pursuant to Welfare and Institutions Code, section 17000, counties are required to provide medical care to indigent residents lawfully residing in the County when such persons are not supported by some other means. In prior fiscal years, the CAO's Medical Care Services unit provided a General Fund payment to Natividad Medical Center and the Health Department to cover costs associated with indigent medical care. Beginning in FY 2012-13, a change in accounting for realignment dollars resulted in this unit being used to appropriate Vehicle License Fee (VLF) for the County's Health Department and the Department of Social Services; the County's portion of the Sales Tax Revenue match for health services; and the Sales Tax Revenue match for Mental Health Services.

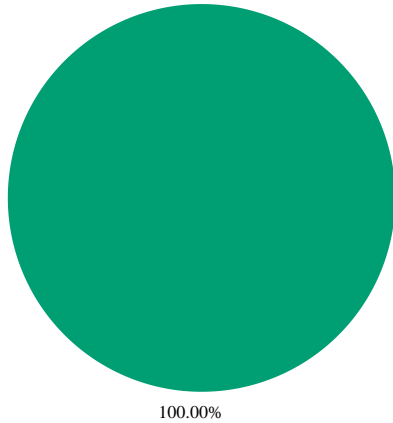
However, changes in statutes eliminated the requirement for counties to deposit VLF into the General Fund; therefore, they are deposited directly into their respective trust fund accounts.

The Recommended Budget allocates the Public Health Realignment funds as follows: \$532,678 Behavioral Health Mental Health Services and \$3.4 million Health Department's Maintenance of Effort.

# Other Financing Uses

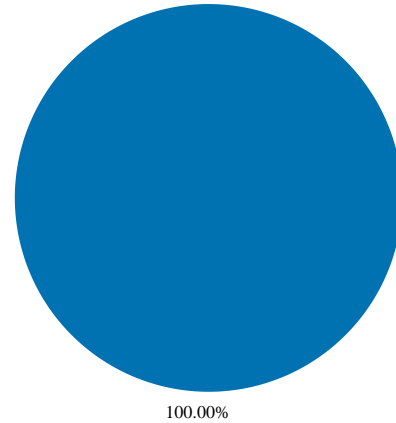
(Budget Unit 105014 - Fund 1001 - Appropriation Unit CAO110)

## Use of Funds



Other Fin. Uses

## Source of Funds



General Fund Contribution

## Use of Funds

Expenditures	Prior Year 2023-2024	Adopted Budget 2024-2025	CY Estimate 2024-2025	Requested Budget 2025-2026	Recommended Budget 2025-2026	Recommended Change from Adopted
Other Financing Uses	\$ 39,158,433	\$ 25,459,650	\$ 28,239,836	\$ 24,613,147	\$ 21,338,427	\$ (4,121,223)
<b>Subtotal</b>	<b>\$ 39,158,433</b>	<b>\$ 25,459,650</b>	<b>\$ 28,239,836</b>	<b>\$ 24,613,147</b>	<b>\$ 21,338,427</b>	<b>\$ (4,121,223)</b>

## Source of Funds

Revenues	Prior Year 2023-2024	Adopted Budget 2024-2025	CY Estimate 2024-2025	Requested Budget 2025-2026	Recommended Budget 2025-2026	Recommended Change from Adopted
Other Financing Sources	\$ 1,120,067	\$ -	\$ -	\$ -	\$ -	\$ -
<b>Subtotal</b>	<b>\$ 1,120,067</b>	<b>\$ -</b>	<b>\$ -</b>	<b>\$ -</b>	<b>\$ -</b>	<b>\$ -</b>
General Fund Contributions	38,038,367	25,459,650	28,239,836	24,613,147	21,338,427	(4,121,223)
<b>Total Source of Funds</b>	<b>\$ 39,158,433</b>	<b>\$ 25,459,650</b>	<b>\$ 28,239,836</b>	<b>\$ 24,613,147</b>	<b>\$ 21,338,427</b>	<b>\$ (4,121,223)</b>

## Unit Description

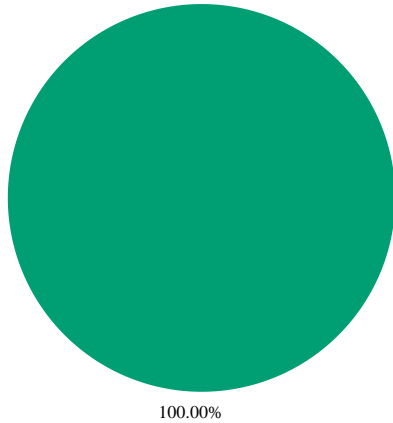
The CAO's Other Financing Uses unit makes payments and contributions from the General Fund to other county funds for debt service, capital projects, contributions, and general subsidies. Funding may also be included for issues requiring additional review, analysis, county services, and issues exempt from the Brown Act (California Government Code, section 54950 and following), such as real estate/property negotiations. Additionally, this unit includes annual transfers to the Road Fund and debt service.

The FY 2025-26 Recommended Budget for Other Financing Uses totals \$21,338,427, a decrease of \$4,121,223 from the prior year, attributed mainly to one-time transfers for Information Technology Department projects funded by the IT Charges Mitigation Assignment.

# Other General Expenditures

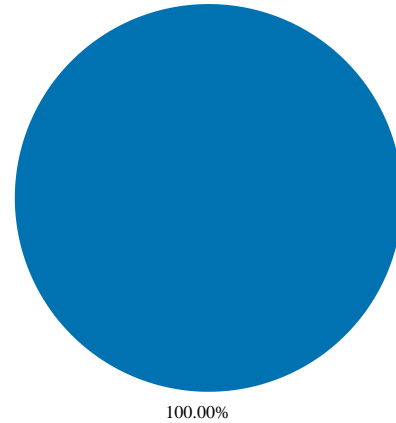
(Budget Unit 105015 - Fund 1001 - Appropriation Unit CAO111)

## Use of Funds



Services&Supplies

## Source of Funds



General Fund Contribution

## Use of Funds

Expenditures	Prior Year 2023-2024	Adopted Budget 2024-2025	CY Estimate 2024-2025	Requested Budget 2025-2026	Recommended Budget 2025-2026	Recommended Change from Adopted
Services and Supplies	\$ -	\$ 47,475	\$ 47,475	\$ 23,234	\$ 23,234	\$ (24,241)
<b>Subtotal</b>	<b>\$ -</b>	<b>\$ 47,475</b>	<b>\$ 47,475</b>	<b>\$ 23,234</b>	<b>\$ 23,234</b>	<b>\$ (24,241)</b>

## Source of Funds

Revenues	Prior Year 2023-2024	Adopted Budget 2024-2025	CY Estimate 2024-2025	Requested Budget 2025-2026	Recommended Budget 2025-2026	Recommended Change from Adopted
<b>Subtotal</b>	<b>\$ -</b>	<b>\$ -</b>	<b>\$ -</b>	<b>\$ -</b>	<b>\$ -</b>	<b>-</b>
General Fund Contributions	-	47,475	47,475	23,234	23,234	(24,241)
<b>Total Source of Funds</b>	<b>\$ -</b>	<b>\$ 47,475</b>	<b>\$ 47,475</b>	<b>\$ 23,234</b>	<b>\$ 23,234</b>	<b>\$ (24,241)</b>

## Unit Description

The CAO's Other General Expenditures unit provides for general-purpose expenses not allocated to an existing office/department or program, including external audit services and the Budget Committee.

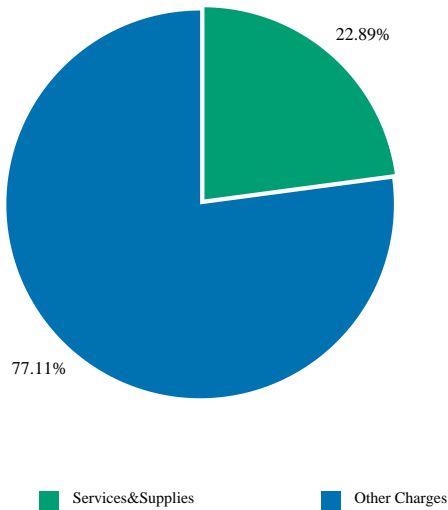
External audit services include financial statements, Single Audits, and non-Comprehensive Annual Financial Report (CAFR) entities. The Budget Committee budget allows for engagement of outside firms to conduct audits to ensure independence and oversight of the County's financial reporting process. The Budget Committee's principal functions

include receiving staff updates on financial issues affecting the County and providing oversight and direction to staff in developing and modifying the budget. The Budget Committee will assist the Board of Supervisors in fulfilling its responsibilities regarding financial reporting, internal control systems, and the audit process.

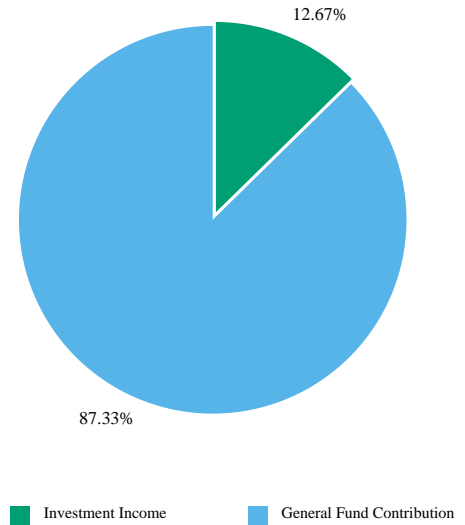
# Auxiliary Services

(Budget Unit 105016 - Fund 1001 - Appropriation Unit CAO112)

## Use of Funds



## Source of Funds



## Use of Funds

Expenditures	Prior Year 2023-2024	Adopted Budget 2024-2025	CY Estimate 2024-2025	Requested Budget 2025-2026	Recommended Budget 2025-2026	Recommended Change from Adopted
Services and Supplies	\$ 37,395	\$ 47,247	\$ 50,401	\$ 50,688	\$ 50,688	\$ 3,441
Other Charges	5,271	322,925	322,925	170,706	170,706	(152,219)
<b>Subtotal</b>	<b>\$ 42,666</b>	<b>\$ 370,172</b>	<b>\$ 373,326</b>	<b>\$ 221,394</b>	<b>\$ 221,394</b>	<b>\$ (148,778)</b>

## Source of Funds

Revenues	Prior Year 2023-2024	Adopted Budget 2024-2025	CY Estimate 2024-2025	Requested Budget 2025-2026	Recommended Budget 2025-2026	Recommended Change from Adopted
Revenue from Use of Money & Property	\$ 19,326	\$ 27,288	\$ 12,678	\$ 28,044	\$ 28,044	\$ 756
<b>Subtotal</b>	<b>\$ 19,326</b>	<b>\$ 27,288</b>	<b>\$ 12,678</b>	<b>\$ 28,044</b>	<b>\$ 28,044</b>	<b>\$ 756</b>
General Fund Contributions	23,340	342,884	360,648	193,350	193,350	(149,534)
<b>Total Source of Funds</b>	<b>\$ 42,666</b>	<b>\$ 370,172</b>	<b>\$ 373,326</b>	<b>\$ 221,394</b>	<b>\$ 221,394</b>	<b>\$ (148,778)</b>

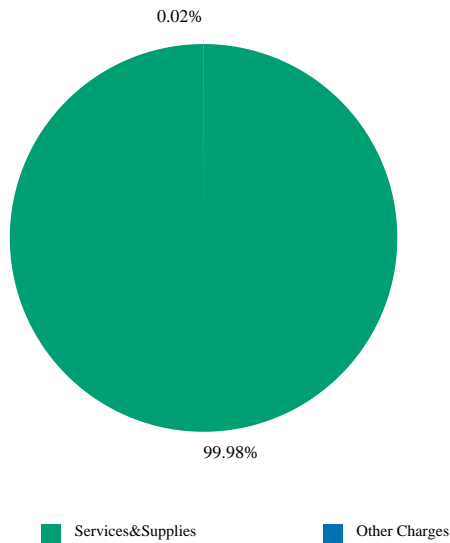
## Unit Description

The CAO's Auxiliary Services unit oversees services for the County's cafeterias and the daycare located at the Schilling Place complex.

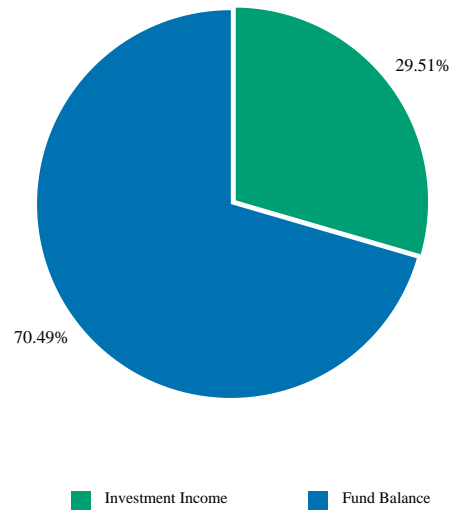
# Pension Unfunded Liability

(Budget Unit 105017 - Fund 1025 - Appropriation Unit CAO113)

## Use of Funds



## Source of Funds



## Use of Funds

Expenditures	Prior Year 2023-2024	Adopted Budget 2024-2025	CY Estimate 2024-2025	Requested Budget 2025-2026	Recommended Budget 2025-2026	Recommended Change from Adopted
Services and Supplies	\$ 265,162	\$ 400,000	\$ 327,343	\$ 450,000	\$ 6,775,590	\$ 6,375,590
Other Charges	-	875	875	1,055	1,055	180
<b>Subtotal</b>	<b>\$ 265,162</b>	<b>\$ 400,875</b>	<b>\$ 328,218</b>	<b>\$ 451,055</b>	<b>\$ 6,776,645</b>	<b>\$ 6,375,770</b>

## Source of Funds

Revenues	Prior Year 2023-2024	Adopted Budget 2024-2025	CY Estimate 2024-2025	Requested Budget 2025-2026	Recommended Budget 2025-2026	Recommended Change from Adopted
Revenue from Use of Money & Property	\$ 8,200,152	\$ 2,000,000	\$ 3,496,440	\$ 2,000,000	\$ 2,000,000	\$ 0
Charges For Services	15,227,703	-	-	-	-	-
<b>Subtotal</b>	<b>\$ 23,427,855</b>	<b>\$ 2,000,000</b>	<b>\$ 3,496,440</b>	<b>\$ 2,000,000</b>	<b>\$ 2,000,000</b>	<b>\$ 0</b>
Fund Balance	\$ (23,162,693)	\$ (1,599,125)	\$ (3,168,222)	\$ (1,548,945)	\$ 4,776,645	\$ 6,375,770
<b>Total Source of Funds</b>	<b>\$ 265,162</b>	<b>\$ 400,875</b>	<b>\$ 328,218</b>	<b>\$ 451,055</b>	<b>\$ 6,776,645</b>	<b>\$ 6,375,770</b>

## Unit Description

The CAO's Pension Unfunded Liability unit was established to collect unfunded accrued liability (UAL) supplemental pension payments and discretionary revenue contributions to address the County's unfunded pension liability. Contributions from the supplemental payments are held in a Section 115 Trust (established to set aside fund contributions for

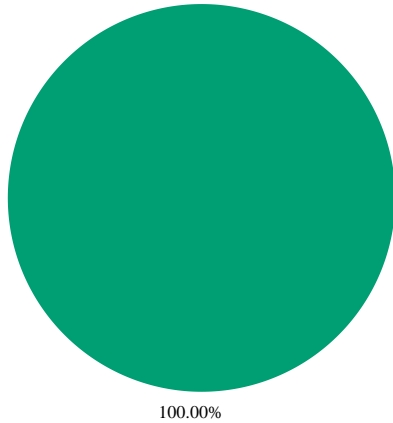
paying post-retirement employee benefits) with an external trust administrator.



# Contributions - Proposition 172

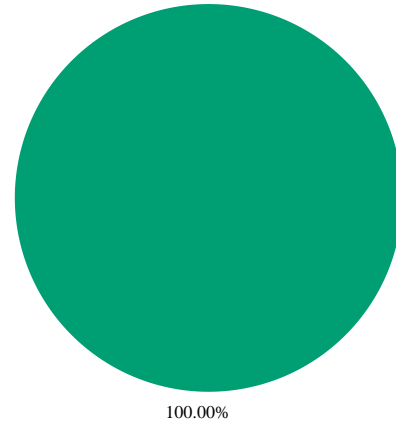
(Budget Unit 105018 - Fund 1001 - Appropriation Unit CAO114)

## Use of Funds



Other Charges

## Source of Funds



Intergovernmental

## Use of Funds

Expenditures	Prior Year 2023-2024	Adopted Budget 2024-2025	CY Estimate 2024-2025	Requested Budget 2025-2026	Recommended Budget 2025-2026	Recommended Change from Adopted
Other Charges	\$ 4,041,183	\$ 4,116,793	\$ 4,116,793	\$ 4,099,514	\$ 4,099,514	\$ (17,279)
<b>Subtotal</b>	<b>\$ 4,041,183</b>	<b>\$ 4,116,793</b>	<b>\$ 4,116,793</b>	<b>\$ 4,099,514</b>	<b>\$ 4,099,514</b>	<b>\$ (17,279)</b>

## Source of Funds

Revenues	Prior Year 2023-2024	Adopted Budget 2024-2025	CY Estimate 2024-2025	Requested Budget 2025-2026	Recommended Budget 2025-2026	Recommended Change from Adopted
Intergovernmental Revenues	\$ 4,099,514	\$ 4,116,793	\$ 4,116,793	\$ 4,099,514	\$ 4,099,514	\$ (17,279)
<b>Subtotal</b>	<b>\$ 4,099,514</b>	<b>\$ 4,116,793</b>	<b>\$ 4,116,793</b>	<b>\$ 4,099,514</b>	<b>\$ 4,099,514</b>	<b>\$ (17,279)</b>
General Fund Contributions	(58,331)	0	0	0	0	0
<b>Total Source of Funds</b>	<b>\$ 4,041,183</b>	<b>\$ 4,116,793</b>	<b>\$ 4,116,793</b>	<b>\$ 4,099,514</b>	<b>\$ 4,099,514</b>	<b>\$ (17,279)</b>

## Unit Description

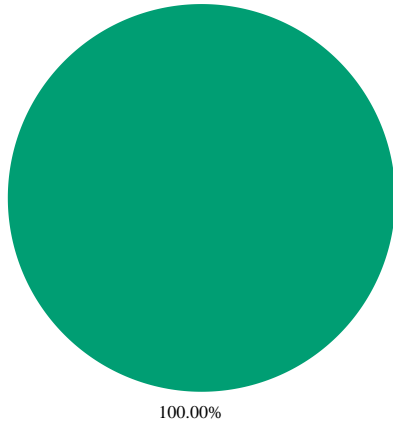
The CAO's Contributions – Proposition 172 unit accounts for the County's Public Safety Sales Tax [Proposition 172 (1993) (Prop 172) (a permanent statewide half-cent sales tax dedicated to funding local public safety services)] revenues that the County contributes to fire protection service providers in the unincorporated areas. In FY 2011-12, the CAO and the Association of Fire Fighters and Volunteer Fire Companies (Association) agreed to a disbursement model for Prop 172 revenues.

Beginning FY 2011- 12, the County started sharing with the Association 9.13% of Prop 172 revenues for the most recently audited fiscal year.

# Contributions - Other Agencies

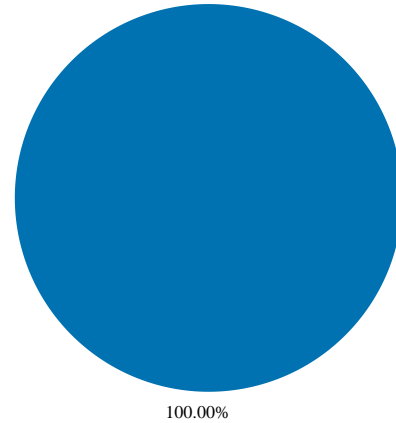
(Budget Unit 105019 - Fund 1001 - Appropriation Unit CAO114)

## Use of Funds



Other Charges

## Source of Funds



General Fund Contribution

## Use of Funds

Expenditures	Prior Year 2023-2024	Adopted Budget 2024-2025	CY Estimate 2024-2025	Requested Budget 2025-2026	Recommended Budget 2025-2026	Recommended Change from Adopted
Services and Supplies	\$ 100,000	\$ -	\$ -	\$ -	\$ -	-
Other Charges	1,223,179	657,850	657,850	1,060,644	1,060,644	402,794
<b>Subtotal</b>	<b>\$ 1,323,179</b>	<b>\$ 657,850</b>	<b>\$ 657,850</b>	<b>\$ 1,060,644</b>	<b>\$ 1,060,644</b>	<b>\$ 402,794</b>

## Source of Funds

Revenues	Prior Year 2023-2024	Adopted Budget 2024-2025	CY Estimate 2024-2025	Requested Budget 2025-2026	Recommended Budget 2025-2026	Recommended Change from Adopted
<b>Subtotal</b>	<b>\$ -</b>	<b>\$ -</b>	<b>\$ -</b>	<b>\$ -</b>	<b>\$ -</b>	<b>-</b>
General Fund Contributions	1,323,179	657,850	657,850	1,060,644	1,060,644	402,794
<b>Total Source of Funds</b>	<b>\$ 1,323,179</b>	<b>\$ 657,850</b>	<b>\$ 657,850</b>	<b>\$ 1,060,644</b>	<b>\$ 1,060,644</b>	<b>\$ 402,794</b>

## Unit Description

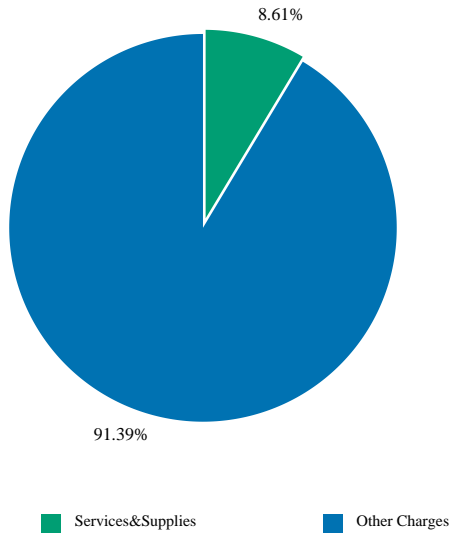
The CAO's Contributions – Other Agencies unit tracks contributions made to other agencies, including the Association of Monterey Bay Area Governments (AMBAG); Court Appointed Special Advocates (CASA); Local Agency Formation Commission (LAFCo); Monterey Bay Air Resources District (MBARD), formerly the Monterey Bay Unified Air Pollution Control District; Pajaro River Watershed Flood Prevention

Authority (PRWFPA); Pajaro/Sunny Mesa Community Services District; the Prunedale Senior Center, the Salinas Soccer Complex, and Hartnell College Foundation.

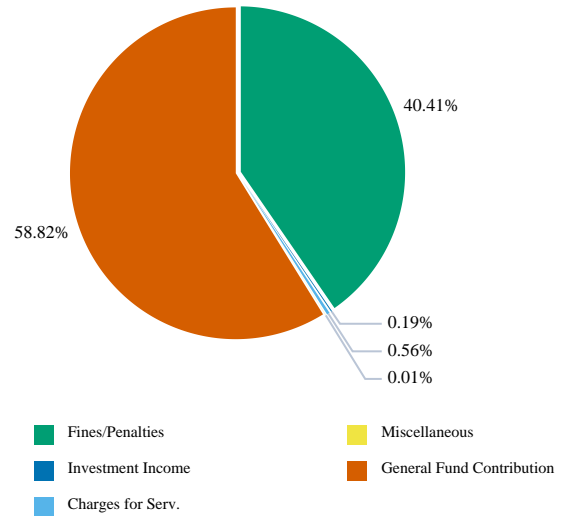
# Trial Courts

(Budget Unit 105021 - Fund 1001 - Appropriation Unit CAO115)

## Use of Funds



## Source of Funds



## Use of Funds

Expenditures	Prior Year 2023-2024	Adopted Budget 2024-2025	CY Estimate 2024-2025	Requested Budget 2025-2026	Recommended Budget 2025-2026	Recommended Change from Adopted
Salaries and Employee Benefits	\$ -	\$ 0	\$ 628	\$ -	\$ -	0
Services and Supplies	4,655	657,784	-	750,461	750,461	92,677
Other Charges	7,960,958	7,960,958	7,960,958	7,960,958	7,960,958	0
<b>Subtotal</b>	<b>\$ 7,965,613</b>	<b>\$ 8,618,742</b>	<b>\$ 7,961,586</b>	<b>\$ 8,711,419</b>	<b>\$ 8,711,419</b>	<b>\$ 92,677</b>

## Source of Funds

Revenues	Prior Year 2023-2024	Adopted Budget 2024-2025	CY Estimate 2024-2025	Requested Budget 2025-2026	Recommended Budget 2025-2026	Recommended Change from Adopted
Fines	\$ 2,811,931	\$ 3,431,849	\$ 2,982,546	\$ 3,520,370	\$ 3,520,370	\$ 88,521
Revenue from Use of Money & Property	13,690	19,457	12,974	16,868	16,868	(2,589)
Charges For Services	34,151	41,369	40,741	48,934	48,934	7,565
Miscellaneous Revenues	1,623	2,024	1,148	1,204	1,204	(820)
<b>Subtotal</b>	<b>\$ 2,861,395</b>	<b>\$ 3,494,699</b>	<b>\$ 3,037,409</b>	<b>\$ 3,587,376</b>	<b>\$ 3,587,376</b>	<b>\$ 92,677</b>
General Fund Contributions	5,104,219	5,124,043	4,924,177	5,124,043	5,124,043	0
<b>Total Source of Funds</b>	<b>\$ 7,965,613</b>	<b>\$ 8,618,742</b>	<b>\$ 7,961,586</b>	<b>\$ 8,711,419</b>	<b>\$ 8,711,419</b>	<b>\$ 92,677</b>

## Unit Description

The CAO's Trial Courts unit accounts for the County's obligations to the state on behalf of the Courts as outlined in Assembly Bill (AB) 233 (Chapter 850, Statutes of 1997), the Trial Courts Funding Act of 1997 and subsequently amended by Senate Bill (SB) 1732 (Chapter 1082, Statutes of 2002) the Trial Courts Funding Act of 2002 (the Act). AB 233 authorized the transfer of responsibility for Trial Courts funding from counties to the state and established an expenditure and revenue Maintenance of Effort (MOE) obligation for each county. The County MOE is based on the amount of County General Funds expended for Trial

Courts operations and the amount of certain designated fines and forfeiture revenues distributed to the state in the base year (FY 1994-95). Additionally, AB 233 required the County to share with the state any increase in revenues on 50-50 basis beyond the revenue base outlined in the Act.

The Trial Courts budget provides for local trial court activities that affect county expenditures and revenues, including: Trial Courts MOE payments; County Facility Payments (CFPs); 50-50 revenue share with the State; revenue collection related costs for specified fines and fees; judicial benefits and other court collection costs, as agreed to between the

County, the Superior Court of Monterey County, and the Administrative Office of the Courts (AOC). Revenues reflect all fines, forfeitures, and fees collected on behalf of the County by both the Superior.

Court of Monterey County and the Revenue Division of the County's Treasurer-Tax Collector's Office. The Revenue Division is responsible for the Criminal Court Collections Program (CCCP) for the County. Pursuant to the Act, the County transferred the Marina Courthouse title to the AOC, effective December 31, 2008. On March 30, 2009, the

County executed a transfer of responsibility for the Monterey, King City, and Juvenile Court facilities. Responsibility for the Salinas North Wing Court Facility transferred to the AOC on October 12, 2010. However, title to the North Wing and Monterey facilities will not transfer to the AOC until the bonded indebtedness, to which the buildings are subject, is paid. CFPs associated with these transfers are budgeted in this unit.

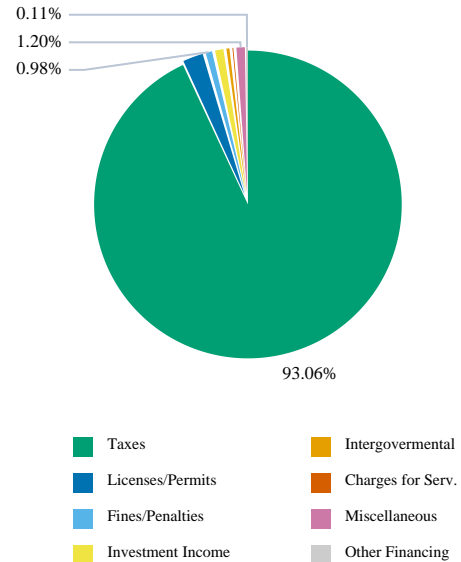
# Non-Program Revenue

(Budget Unit 105022 - Fund 1001 - Appropriation Unit CAO116)

## Use of Funds

No data to display

## Source of Funds



## Use of Funds

Expenditures	Prior Year 2023-2024	Adopted Budget 2024-2025	CY Estimate 2024-2025	Requested Budget 2025-2026	Recommended Budget 2025-2026	Recommended Change from Adopted
<b>Subtotal</b>	\$ -	\$ -	\$ -	\$ -	\$ -	-

## Source of Funds

Revenues	Prior Year 2023-2024	Adopted Budget 2024-2025	CY Estimate 2024-2025	Requested Budget 2025-2026	Recommended Budget 2025-2026	Recommended Change from Adopted
Taxes	\$ 281,262,627	\$ 285,206,485	\$ 287,092,482	\$ 295,530,263	\$ 297,403,940	\$ 12,197,455
Licenses, Permits, and Franchises	9,251,576	7,151,144	7,501,216	7,801,216	7,801,216	650,072
Fines	4,065,442	3,139,420	3,139,420	3,139,420	3,139,420	0
Revenue from Use of Money & Property	8,246,586	3,780,789	3,780,789	3,780,789	3,780,789	0
Intergovernmental Revenues	22,463,636	3,607,699	4,688,652	1,984,776	1,984,776	(1,622,923)
Charges For Services	1,600,606	1,292,396	1,329,752	1,292,396	1,292,396	0
Miscellaneous Revenues	5,487,460	4,283,004	4,436,658	3,819,638	3,819,638	(463,366)
Other Financing Sources	402,500	-	-	355,000	355,000	355,000
<b>Subtotal</b>	\$ 332,780,433	\$ 308,460,937	\$ 311,968,969	\$ 317,703,498	\$ 319,577,175	\$ 11,116,238
General Fund Contributions	(332,780,433)	(308,460,937)	(311,968,969)	(317,703,498)	(319,577,175)	(11,116,238)

## Unit Description


The Non-Program Revenue unit includes revenues that are not directly associated with operating offices/departments. The revenues are discretionary funds. Primary sources of include property taxes, sales taxes, Transient Occupancy Tax, interest earnings, property transfer tax, utility franchises, tobacco settlement monies, cannabis tax revenue, open

space subventions, discretionary state and federal aid, and property tax administrative cost recoveries.

# Enterprise Resource Planning

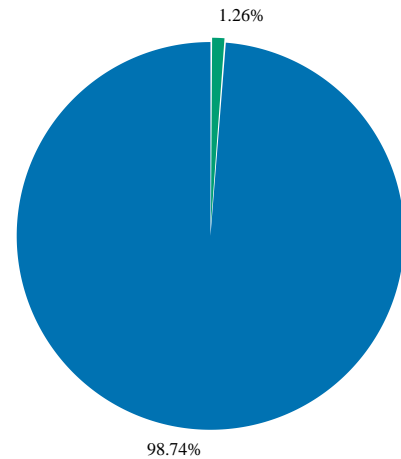
(Budget Unit 105023 - Fund 2200 - Appropriation Unit CAO117)

## Use of Funds



Services&Supplies

## Source of Funds



Investment Income

Fund Balance

## Use of Funds

Expenditures	Prior Year 2023-2024	Adopted Budget 2024-2025	CY Estimate 2024-2025	Requested Budget 2025-2026	Recommended Budget 2025-2026	Recommended Change from Adopted
Services and Supplies	\$ 1,751,811	\$ 9,306,046	\$ 1,753,951	\$ 7,914,694	\$ 7,914,694	\$ (1,391,352)
Other Charges	(4,775,258)	188,436	188,436	-	-	(188,436)
Capital Assets	4,793,982	0	1,736,440	-	-	0
<b>Subtotal</b>	<b>\$ 1,770,535</b>	<b>\$ 9,494,482</b>	<b>\$ 3,678,827</b>	<b>\$ 7,914,694</b>	<b>\$ 7,914,694</b>	<b>\$ (1,579,788)</b>

## Source of Funds

Revenues	Prior Year 2023-2024	Adopted Budget 2024-2025	CY Estimate 2024-2025	Requested Budget 2025-2026	Recommended Budget 2025-2026	Recommended Change from Adopted
Revenue from Use of Money & Property	\$ 1,694,141	\$ 100,000	\$ -	\$ 100,000	\$ 100,000	\$ 0
Charges For Services	4,024,334	-	-	-	-	-
<b>Subtotal</b>	<b>\$ 5,718,475</b>	<b>\$ 100,000</b>	<b>\$ -</b>	<b>\$ 100,000</b>	<b>\$ 100,000</b>	<b>\$ 0</b>
Fund Balance	\$ (3,947,941)	\$ 9,394,482	\$ 3,678,827	\$ 7,814,694	\$ 7,814,694	\$ (1,579,788)
<b>Total Source of Funds</b>	<b>\$ 1,770,535</b>	<b>\$ 9,494,482</b>	<b>\$ 3,678,827</b>	<b>\$ 7,914,694</b>	<b>\$ 7,914,694</b>	<b>\$ (1,579,788)</b>

## Unit Description

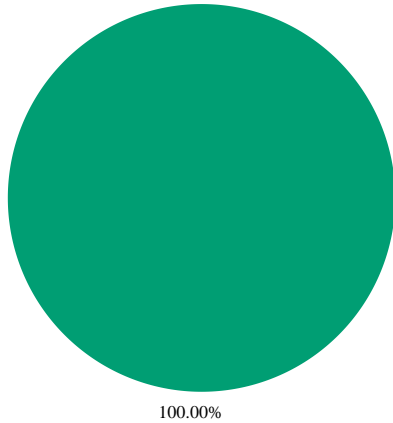
The CAO's Enterprise Resource Planning (ERP) unit is a Resource Planning Internal Service Fund (ISF) component. The unit is composed of an ERP replacement/upgrade reserve for the cost of the County's upcoming ERP replacement. County offices/departments are billed annually for the reserve, thus minimizing fiscal impacts on departmental operations. A given office's/departments' allocation may change yearly

due to changes in the number of their departmental adopted full-time equivalents.

# Building Improvement and Replacement

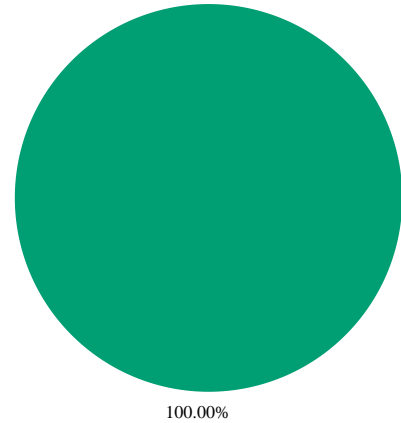
(Budget Unit 105024 - Fund 2200 - Appropriation Unit CAO118)

## Use of Funds



Other Fin. Uses

## Source of Funds



Miscellaneous

## Use of Funds

Expenditures	Prior Year 2023-2024	Adopted Budget 2024-2025	CY Estimate 2024-2025	Requested Budget 2025-2026	Recommended Budget 2025-2026	Recommended Change from Adopted
Other Charges	\$ (10,221,088)	\$ (9,664,427)	\$ (9,664,427)	\$ -	\$ -	\$ 9,664,427
Other Financing Uses	13,223,558	12,793,315	12,793,315	7,970,533	7,970,533	(4,822,782)
<b>Subtotal</b>	<b>\$ 3,002,470</b>	<b>\$ 3,128,888</b>	<b>\$ 3,128,888</b>	<b>\$ 7,970,533</b>	<b>\$ 7,970,533</b>	<b>\$ 4,841,645</b>

## Source of Funds

Revenues	Prior Year 2023-2024	Adopted Budget 2024-2025	CY Estimate 2024-2025	Requested Budget 2025-2026	Recommended Budget 2025-2026	Recommended Change from Adopted
Miscellaneous Revenues	\$ -	\$ -	\$ -	\$ 15,896,367	\$ 15,896,367	\$ 15,896,367
<b>Subtotal</b>	<b>\$ -</b>	<b>\$ -</b>	<b>\$ -</b>	<b>\$ 15,896,367</b>	<b>\$ 15,896,367</b>	<b>\$ 15,896,367</b>
Fund Balance	\$ 3,002,470	\$ 3,128,888	\$ 3,128,888	\$ (7,925,834)	\$ (7,925,834)	\$ (11,054,722)
<b>Total Source of Funds</b>	<b>\$ 3,002,470</b>	<b>\$ 3,128,888</b>	<b>\$ 3,128,888</b>	<b>\$ 7,970,533</b>	<b>\$ 7,970,533</b>	<b>\$ 4,841,645</b>

## Unit Description

The CAO's Building Improvement and Replacement (BIR) unit is a Resource Planning Internal Service Fund (ISF) component. The unit is composed of the allocation of the building depreciation overhead recovered through the County's annual Cost Allocation Plan. Depreciation is allocated among county offices/departments.


# Equipment Replacement

(Budget Unit 105025 - Fund 2200 - Appropriation Unit CAO119)

## Use of Funds

No data to display

## Source of Funds



100.00%

Miscellaneous

## Use of Funds

Expenditures	Prior Year 2023-2024	Adopted Budget 2024-2025	CY Estimate 2024-2025	Requested Budget 2025-2026	Recommended Budget 2025-2026	Recommended Change from Adopted
Other Charges	\$ (501,606)	\$ (1,377,394)	\$ (1,377,394)	\$ -	\$ -	\$ 1,377,394
<b>Subtotal</b>	<b>\$ (501,606)</b>	<b>\$ (1,377,394)</b>	<b>\$ (1,377,394)</b>	<b>\$ -</b>	<b>\$ -</b>	<b>\$ 1,377,394</b>

## Source of Funds

Revenues	Prior Year 2023-2024	Adopted Budget 2024-2025	CY Estimate 2024-2025	Requested Budget 2025-2026	Recommended Budget 2025-2026	Recommended Change from Adopted
Miscellaneous Revenues	\$ -	\$ -	\$ -	\$ 1,813,117	\$ 1,813,117	\$ 1,813,117
<b>Subtotal</b>	<b>\$ -</b>	<b>\$ -</b>	<b>\$ -</b>	<b>\$ 1,813,117</b>	<b>\$ 1,813,117</b>	<b>\$ 1,813,117</b>
Fund Balance	\$ (501,606)	\$ (1,377,394)	\$ (1,377,394)	\$ (1,813,117)	\$ (1,813,117)	\$ (435,723)
<b>Total Source of Funds</b>	<b>\$ (501,606)</b>	<b>\$ (1,377,394)</b>	<b>\$ (1,377,394)</b>	<b>\$ 0</b>	<b>\$ 0</b>	<b>\$ 1,377,394</b>

## Unit Description

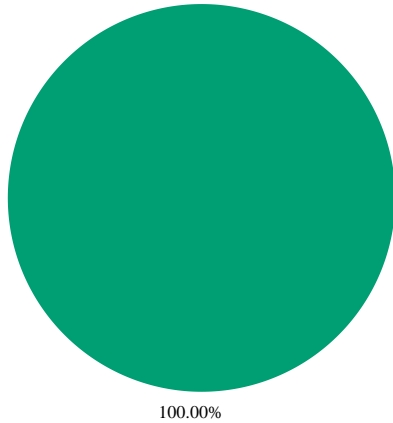
The CAO's Equipment Replacement unit is a Resource Planning Internal Service Fund (ISF) component. The unit is composed of the allocation of the equipment depreciation overhead recovered through the County's annual Cost Allocation Plan. Depreciation is allocated among the County general fund offices/departments using the straight-line method based on the assigned useful life of the asset. Funds are used to fund equipment improvement and replacement projects in the general fund departments.



# Development Set-Aside

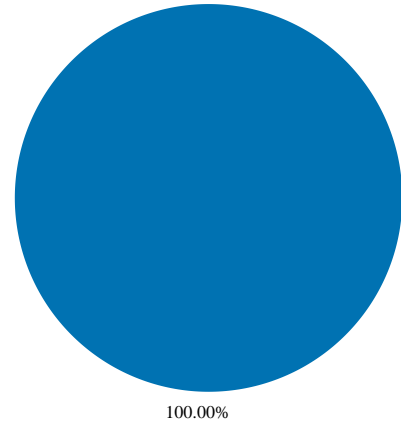
(Budget Unit 105026 - Fund 1001 - Appropriation Unit CAO120)

## Use of Funds



Services&Supplies

## Source of Funds



General Fund Contribution

## Use of Funds

Expenditures	Prior Year 2023-2024	Adopted Budget 2024-2025	CY Estimate 2024-2025	Requested Budget 2025-2026	Recommended Budget 2025-2026	Recommended Change from Adopted
Services and Supplies	\$ 4,379,113	\$ 4,199,974	\$ 4,199,974	\$ 3,033,585	\$ 2,152,000	\$ (2,047,974)
<b>Subtotal</b>	<b>\$ 4,379,113</b>	<b>\$ 4,199,974</b>	<b>\$ 4,199,974</b>	<b>\$ 3,033,585</b>	<b>\$ 2,152,000</b>	<b>\$ (2,047,974)</b>

## Source of Funds

Revenues	Prior Year 2023-2024	Adopted Budget 2024-2025	CY Estimate 2024-2025	Requested Budget 2025-2026	Recommended Budget 2025-2026	Recommended Change from Adopted
<b>Subtotal</b>	<b>\$ -</b>	<b>\$ -</b>	<b>\$ -</b>	<b>\$ -</b>	<b>\$ -</b>	<b>-</b>
General Fund Contributions	4,379,113	4,199,974	4,199,974	3,033,585	2,152,000	(2,047,974)
<b>Total Source of Funds</b>	<b>\$ 4,379,113</b>	<b>\$ 4,199,974</b>	<b>\$ 4,199,974</b>	<b>\$ 3,033,585</b>	<b>\$ 2,152,000</b>	<b>\$ (2,047,974)</b>

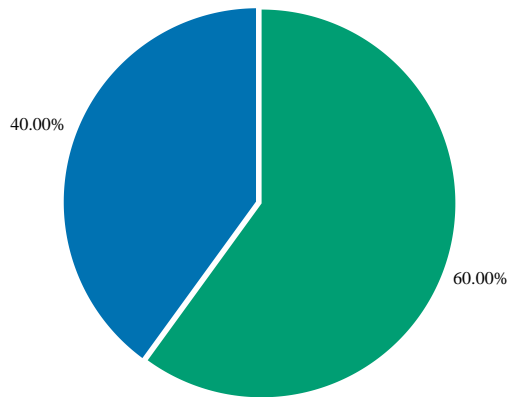
## Unit Description

The CAO's Development Set-Aside (DSA) unit provides funding for economic development, tourism marketing, filmmaking, cultural arts programs, and small business outreach that strengthen the workforce in Monterey County and broaden the County's economic base to increase revenue and promote the creation and retention of jobs. The Board of Supervisors designated the Arts Council of Monterey County (ACMC), See Monterey (rebranded in 2023 from Monterey County Convention and Visitors Bureau), the Monterey County Film Commission (MCFC), and the Monterey County Business Council (MCBC) to implement specific aspects of the DSA program. Funding is provided on a formula basis for each entity. More details can be found in the Contributions/Obligations, Liabilities, and Other section.

# Revolving Loan Program

(Budget Unit 105027 - Fund 1260 - Appropriation Unit CAO121)

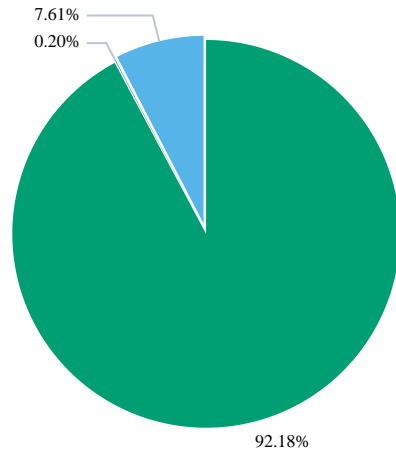
## Use of Funds



Services&Supplies

Other Fin. Uses

## Source of Funds



Investment Income

Miscellaneous

Fund Balance

## Use of Funds

Expenditures	Prior Year 2023-2024	Adopted Budget 2024-2025	CY Estimate 2024-2025	Requested Budget 2025-2026	Recommended Budget 2025-2026	Recommended Change from Adopted
Services and Supplies	\$ 150,000	\$ 159,957	\$ 150,000	\$ 150,000	\$ 150,000	\$ (9,957)
Other Financing Uses	-	100,000	-	100,000	100,000	0
<b>Subtotal</b>	<b>\$ 150,000</b>	<b>\$ 259,957</b>	<b>\$ 150,000</b>	<b>\$ 250,000</b>	<b>\$ 250,000</b>	<b>\$ (9,957)</b>

## Source of Funds

Revenues	Prior Year 2023-2024	Adopted Budget 2024-2025	CY Estimate 2024-2025	Requested Budget 2025-2026	Recommended Budget 2025-2026	Recommended Change from Adopted
Revenue from Use of Money & Property	\$ 156,486	\$ 144,957	\$ 224,142	\$ 230,459	\$ 230,459	\$ 85,502
Miscellaneous Revenues	27,084	15,000	546	504	504	(14,496)
<b>Subtotal</b>	<b>\$ 183,570</b>	<b>\$ 159,957</b>	<b>\$ 224,688</b>	<b>\$ 230,963</b>	<b>\$ 230,963</b>	<b>\$ 71,006</b>
Fund Balance	\$ (33,570)	\$ 100,000	\$ (74,688)	\$ 19,037	\$ 19,037	\$ (80,963)
<b>Total Source of Funds</b>	<b>\$ 150,000</b>	<b>\$ 259,957</b>	<b>\$ 150,000</b>	<b>\$ 250,000</b>	<b>\$ 250,000</b>	<b>\$ (9,957)</b>

## Unit Description

The CAO's Revolving Loan Program unit was established to reuse grant funds as repaid loans. It includes the County's Small Business Revolving Loan Fund (RLF), which supports the expansion, retention, and attraction of small businesses, commerce, and industry.

The RLF is intended to help diversify and strengthen the economic base of the local area by assisting businesses that cannot secure suitable private financing for start-up and expansion costs. RLF loans range in size from \$10,000 to \$350,000 and have created or helped retain more than 1,100 jobs since 1990.

# Human Resources

## Departmental Overview:

The Human Resources Department (HRD) is responsible for a range of critical and important functions, including managing and overseeing the employment process, labor relations, classification and compensation, employee benefit programs, maintaining employee records, coordinating employee training, providing counseling on employee rights and human resources matters, and conducting strategic human resources planning.

## Programs and Functions:

The Human Resources Administration Division plays a vital role in countywide human resources leadership and support. This division is responsible for developing and implementing policies, liaising with county offices and departments and external agencies, managing public inquiries, providing logistical support, analyzing data, conducting research, and developing programs.

The Employee and Labor Relations Division negotiates, implements, and upholds labor agreements. Additionally, it provides training for supervisors and managers and serves as the County's representative in meet-and-confer processes, grievances, and disciplinary proceedings.

The Employment Services Division employs a range of methods and strategies to attract, recruit, and retain a skilled and diverse workforce dedicated to delivering essential public services. This division also maintains a standardized, competitive, and equitable compensation system.

The Employee Benefits Division administers a full range of benefit programs and services to eligible employees, retirees, and their dependents.

The HR Information Systems Division advances the County's strategic vision by implementing secure and efficient processes and technologies. This includes areas such as data management, reporting and analysis, workforce management, recruitment, compensation, benefits administration, and compliance.

## Department's Contributions to the County's Prior Strategic Initiatives:

### ECONOMIC DEVELOPMENT

Ensure that county employees receive a competitive salary and benefits package that support their ability to thrive, live, and grow.

### ADMINISTRATION

Attract, employ, develop, and retain a dedicated diverse and talented workforce.

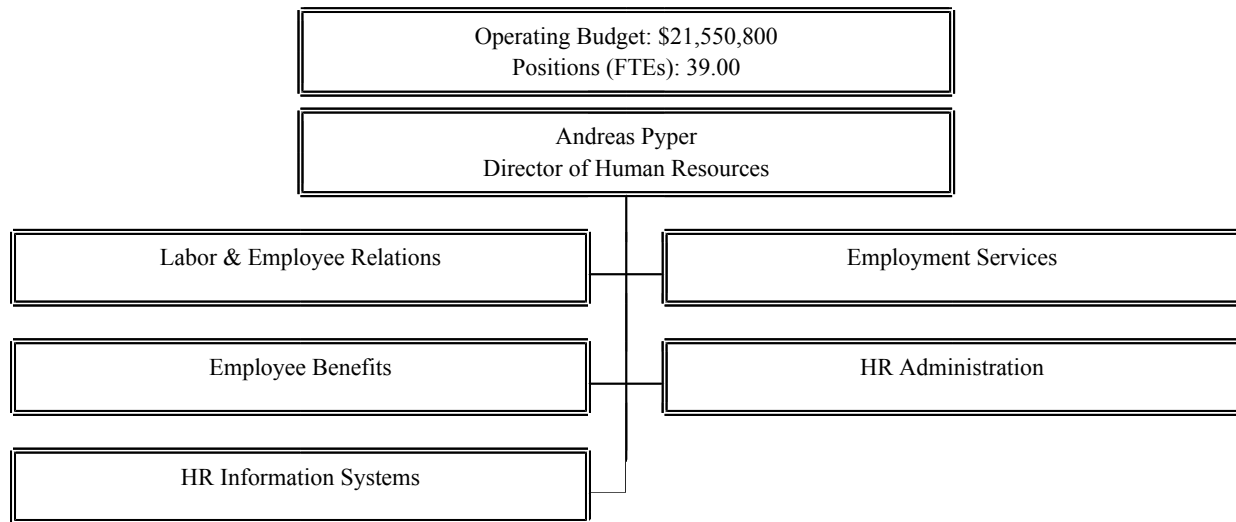
### HEALTH AND HUMAN SERVICES

Partner with healthcare professionals to create and develop programs that foster healthy work environments and lifestyles for county employees and residents.

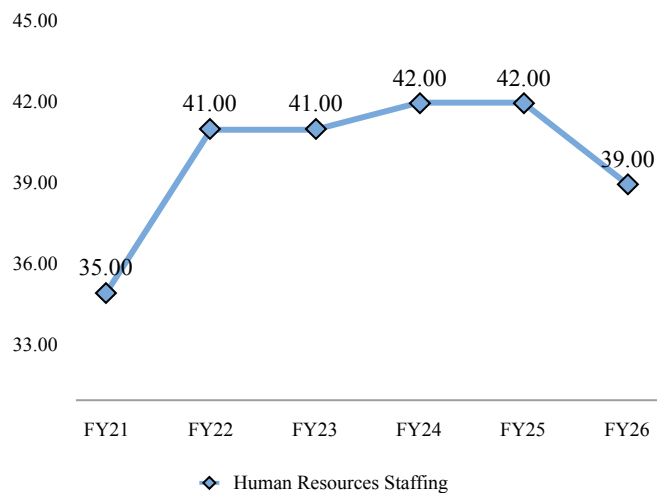
### PUBLIC SAFETY

Provide a work atmosphere that is safe, healthy, and secure.

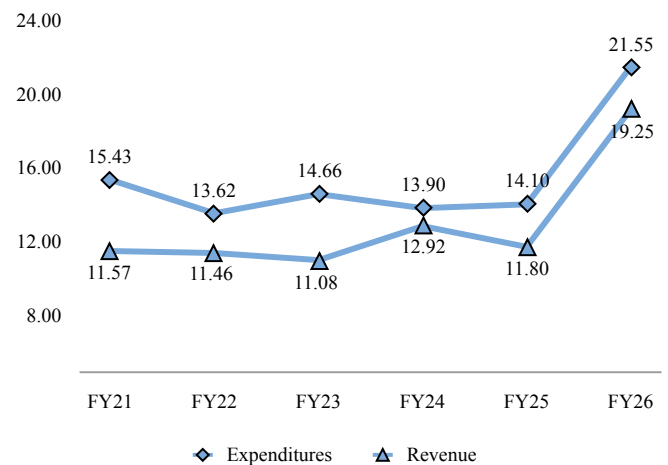




## Staffing Trends



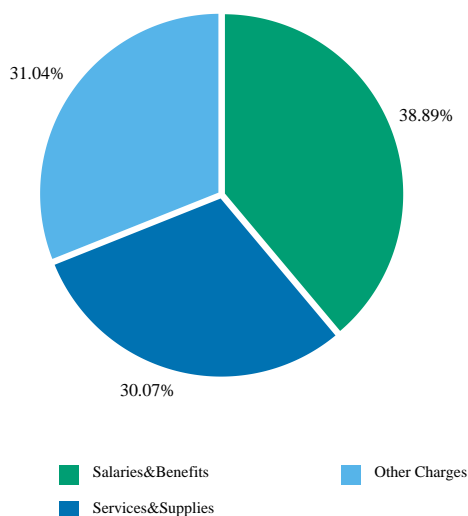
## Expenditure/Revenue History (in millions)



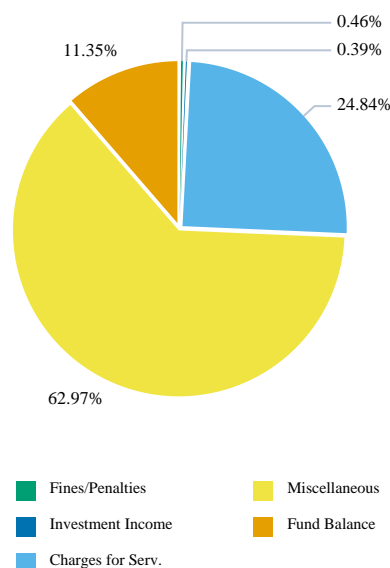
HRD develops and delivers human resources services and programs designed to support the strategic goals of the County.

Key Performance Measures	2022-2023 Actual	2023-2024 Actual	2024-2025 Mid-Year
Number of recruitments conducted	269	268	121
Number of applications received	13,813	19,198	9,247
Number of new hires (permanent and temporary employees).	912	998	449
Number of Promotions (competitive, flexible, and reclassifications)	615	661	251
Number of Voluntary Separations (retirement and resignation)	557	645	378
Number of Memoranda of Understanding Successfully Negotiated	2	2	17
Number of Open Enrollments Processed	3,103	3,273	3,402

## Use of Funds



## Source of Funds



## Use of Funds

Expenditures	Prior Year 2023-2024	Adopted Budget 2024-2025	CY Estimate 2024-2025	Requested Budget 2025-2026	Recommended Budget 2025-2026	Recommended Change from Adopted
Salaries and Employee Benefits	\$ 12,084,967	\$ 11,857,907	\$ 9,021,670	\$ 9,023,804	\$ 8,380,649	\$ (3,477,258)
Services and Supplies	2,129,470	2,853,624	5,445,847	6,580,300	6,480,300	3,626,676
Other Charges	(315,989)	(610,718)	(652,551)	6,689,851	6,689,851	7,300,569
<b>Subtotal</b>	<b>\$ 13,898,448</b>	<b>\$ 14,100,813</b>	<b>\$ 13,814,966</b>	<b>\$ 22,293,955</b>	<b>\$ 21,550,800</b>	<b>\$ 7,449,987</b>

## Source of Funds

Revenues	Prior Year 2023-2024	Adopted Budget 2024-2025	CY Estimate 2024-2025	Requested Budget 2025-2026	Recommended Budget 2025-2026	Recommended Change from Adopted
Fines	\$ 212,125	\$ 50,000	\$ 150,000	\$ 100,000	\$ 100,000	\$ 50,000
Revenue from Use of Money & Property	67,053	54,500	95,000	83,700	83,700	29,200
Charges For Services	6,595,833	5,643,286	5,669,939	5,392,762	5,392,762	(250,524)
Miscellaneous Revenues	6,049,705	6,050,385	6,001,929	13,670,079	13,670,079	7,619,694
<b>Subtotal</b>	<b>\$ 12,924,716</b>	<b>\$ 11,798,171</b>	<b>\$ 11,916,869</b>	<b>\$ 19,246,541</b>	<b>\$ 19,246,541</b>	<b>\$ 7,448,370</b>
Fund Balance	\$ 682,879	\$ 1,489,598	\$ 1,623,233	\$ 2,463,509	\$ 2,463,509	\$ 973,911
General Fund Contributions	290,853	813,044	274,865	583,905	(159,250)	(972,294)
<b>Total Source of Funds</b>	<b>\$ 13,898,448</b>	<b>\$ 14,100,813</b>	<b>\$ 13,814,966</b>	<b>\$ 22,293,955</b>	<b>\$ 21,550,800</b>	<b>\$ 7,449,987</b>

## Summary of Recommendation

The FY 2025-26 Recommended Budget for HRD is \$21,550,800; financed by \$19,246,541 in revenues and \$2,463,509 in fund balance, generating a net contribution to the General Fund of \$159,250. The Recommended Budget includes a large increase in total expenditures compared to the FY 2024-25 Adopted Budget mainly due to the Cost Plan reimbursement showing as revenue instead of as a credit under expenditures as in previous years. The actual expenditures increased by \$850,507 due to a combination of increased costs in the claims and administration fees for the dental and unemployment insurances. The Recommended Budget shows a large increase in revenues due to the Cost Plan credit being moved from expenditures to revenue. The actual revenues decreased by \$100,209 due mainly to a reduction in

contributions to the Other Post-Employment Benefits trust fund. The estimated use of fund balance results from the costs of benefits exceeding revenues, which are purposely budgeted this way to reduce surplus fund balance.

The Recommended Budget includes 39 positions, three of which are Enterprise Resource Planning (ERP) backfills; these three positions are being funded by the ERP Fund.

## Budget Impacts

The Recommended Budget does not include augmentations requested for two vacant positions that had to be deleted to balance the budget. These positions are essential to be able to maintain the current levels of service.

---

## Prior Year Accomplishments

Successfully negotiated successor three-year agreements with 19 bargaining units which are set to expire between June 30 and December 31, 2027, and developed and posted negotiation summaries for all agreements.

Hosted the 1st Annual County Job Fair at Hartnell College in Salinas, CA, and almost all 28 county offices and departments participated. In addition, HRD hosted smaller county job fairs at various locations within the County.

Identified a mechanism and placed start and end parameters to track time-to-fill metrics by utilizing the HR Tracking System.

Hosted or participated in over ten career and internship fairs and events.

Reduced the base wage compensation backlog by approximately 83%, decreasing outstanding requests from 90 to 15, by hiring external consultants to assist with completing these studies.

Established limited submission periods for base wage compensation study requests, ensuring timely completion of current-year requests.

Closely monitored California Public Employees' Retirement System's (CalPERS) expansion of the Kaiser medical plan into the County and coordinated the necessary steps for implementation, including customized, targeted webinars to ensure employees were adequately informed about the new health plan coverage available.

Completed and distributed the Americans with Disabilities Act of 1990 (ADA) instructional user guide, providing countywide guidance on reasonable accommodation requests to enhance compliance and support for employees with disabilities, and created a Reasonable Accommodation website to support applicants, employees, supervisors/managers, and HR professionals.

Digitized the Leave of Absence (LOA) Worksheet, adding auto-calculation of health insurance to streamline the LOA management process and reduce errors and rejections.

Conducted several surveys, such as the Employee Engagement Survey, Seven Days from Hire Survey, and Exit and Job Candidate surveys.

Built Onboarding and Employee Appreciation and Recognition Toolkits.

Coordinated and celebrated activities and events, including National Employee Appreciation Day, Public Service Recognition Week, Customer Service Week, and National Working Parents' Day.

Contracted with LEADx, a platform and program focused on leadership development, to launch a Leadership Development Pilot Program for managers/supervisors and their direct reports.

Presented webinars on various topics to support working parents, help employees manage stress during the holiday season, and to help managers/supervisors demonstrate employee appreciation/recognition.

Streamlined HRD's organizational structure with a focus on service delivery and customer service.

Began redesigning the new HR website with an estimated completion date of the end of FY 2025-26.

Collaborated with the Information Technology Department to develop a security framework for departmental access for performance evaluations.

Implemented electronic storage of recruitment files for the County.

Ongoing planning and development meetings with Oracle consultants. Currently in the third phase of five in the system implementation schedule for HR Core, Position Control, Benefits, and Time & Attendance.

---

## Budget Year Goals

Negotiate a foundational agreement with the Union of American Physicians and Dentists and a successor agreement with the California Nurses Association.

Refine internal tracking tools for employee relations matters.

Host the 2nd Annual County Job Fair.

Identify current average time-to-fill for full recruitments conducted for HRD-supported offices and departments and establish time-to-fill goals.

Continue collaborating with educational institutions, employee resource groups, and community partners to participate in their internship and career fairs.

Collaborate with offices and departments to identify potential obsolete classification specifications in the HR classification system.

Establish definitions and frequently asked questions on the classification and compensation process.

Transfer county job classifications to NEOGOV, the comprehensive HR software and management solution, for ease of access by job seekers and to meet Section 508 of the Rehabilitation Act of 1973 web standards compliance.

Review and update the County's leave policy to ensure compliance with new laws and develop standardized leave documents.

Develop a Reasonable Accommodation database to streamline the management of ADA accommodation requests and interactive accommodation process to enhance efficiency, improve tracking of requests, and ensure timely follow-ups.

Develop and implement dental and vision buy-up options to provide employees with greater flexibility in their benefits, offering enhanced coverage choices and allowing employees to select plans.

Develop and distribute a comprehensive LOA Guide, equipping HR staff with clear instructions and best practices

Continue coordinating activities to celebrate the National Employee Appreciation Day, Public Service Recognition Week, National Working Parent's Day, and Customer Service Week.

Complete the Performance Evaluation electronic repository, allowing supervisor/manager access to employee performance evaluations.

Complete implementation of the storage of electronic recruitment files for the 17 departments served.

Continue remaining phases for implementation of the HR Core, Position Control, Benefits, and Time & Attendance modules with planned go-live in January 2026.

---

## Pending Issues

There are no pending issues.

---

## Policy Considerations

There are no policy considerations.

## Appropriation Expenditure Detail

Entity Description	Entity Code	Fund Code	Prior Year 2023-2024	Adopted Budget 2024-2025	CY Estimate 2024-2025	Requested Budget 2025-2026	Recommended Budget 2025-2026	Recommended Change from Adopted
<b>Human Resources</b>	<b>HRD100</b>	<b>1001</b>	<b>\$ 290,853</b>	<b>\$ 813,044</b>	<b>\$ 274,865</b>	<b>\$ 8,132,484</b>	<b>\$ 7,389,329</b>	<b>\$ 6,576,285</b>
Employee and Labor Relations	106001	1001	643,382	753,451	755,398	819,383	719,383	(34,068)
Employment Services	106002	1001	2,653,695	3,125,780	2,872,688	3,585,108	3,110,891	(14,889)
Employee Benefits	106004	1001	727,621	745,626	590,175	776,745	776,745	31,119
Human Resources Administration	106005	1001	(4,406,221)	(4,560,537)	(4,696,770)	2,203,279	2,034,341	6,594,878
Human Resources Information Systems	106006	1001	672,376	748,724	753,374	747,968	747,968	(756)
<b>Dental</b>	<b>HRD101</b>	<b>2120</b>	<b>5,569,502</b>	<b>6,278,603</b>	<b>6,676,976</b>	<b>7,190,000</b>	<b>7,190,000</b>	<b>911,397</b>
Dental	106010	2120	5,569,502	6,278,603	6,676,976	7,190,000	7,190,000	911,397
<b>Disability</b>	<b>HRD102</b>	<b>2120</b>	<b>463,889</b>	<b>474,911</b>	<b>472,263</b>	<b>515,000</b>	<b>515,000</b>	<b>40,089</b>
Disability	106011	2120	463,889	474,911	472,263	515,000	515,000	40,089
<b>Employee Assistance Program</b>	<b>HRD103</b>	<b>2120</b>	<b>98,664</b>	<b>106,920</b>	<b>98,755</b>	<b>106,500</b>	<b>106,500</b>	<b>(420)</b>
Employee Assistance Program	106012	2120	98,664	106,920	98,755	106,500	106,500	(420)
<b>Other Post-Employment Benefits</b>	<b>HRD105</b>	<b>2120</b>	<b>4,710,358</b>	<b>3,754,927</b>	<b>3,758,283</b>	<b>3,539,700</b>	<b>3,539,700</b>	<b>(215,227)</b>
Other Post-Employment Benefits	106014	2120	4,710,358	3,754,927	3,758,283	3,539,700	3,539,700	(215,227)
<b>Unemployment</b>	<b>HRD106</b>	<b>2120</b>	<b>525,273</b>	<b>636,063</b>	<b>499,499</b>	<b>699,000</b>	<b>699,000</b>	<b>62,937</b>
Unemployment	106015	2120	525,273	636,063	499,499	699,000	699,000	62,937
<b>Vision</b>	<b>HRD107</b>	<b>2120</b>	<b>1,071,908</b>	<b>1,160,135</b>	<b>1,102,960</b>	<b>1,195,000</b>	<b>1,195,000</b>	<b>34,865</b>
Vision	106016	2120	1,071,908	1,160,135	1,102,960	1,195,000	1,195,000	34,865
<b>Miscellaneous Benefits</b>	<b>HRD108</b>	<b>2120</b>	<b>1,168,000</b>	<b>876,210</b>	<b>931,365</b>	<b>916,271</b>	<b>916,271</b>	<b>40,061</b>
Miscellaneous Benefits	106017	2120	1,168,000	876,210	931,365	916,271	916,271	40,061
<b>Total</b>			<b>\$ 13,898,448</b>	<b>\$ 14,100,813</b>	<b>\$ 13,814,966</b>	<b>\$ 22,293,955</b>	<b>\$ 21,550,800</b>	<b>\$ 7,449,987</b>

## Adopted 2024-2025 to Recommended 2025-2026 Positions

Classification Code	Classification Label	Adopted Budget 2023-2024	Adopted Budget 2024-2025	Recommended Budget 2025-2026	Change
11A07	DIRECTOR OF HUMAN RESOURCES	1.00	1.00	1.00	0.00
12C37	ASSISTANT DIRECTOR OF HUMAN RESOURCES	2.00	2.00	2.00	0.00
14B21	ASSOCIATE PERSONNEL ANALYST	12.00	11.00	10.00	(1.00)
14B28	SUPERVISING PERSONNEL ANALYST	1.00	2.00	2.00	0.00
14B32	SENIOR PERSONNEL ANALYST	5.00	5.00	6.00	1.00
14B60	RISK & BENEFITS SPECIALIST-CONFIDENTIAL	1.00	1.00	1.00	0.00
14B62	ASSOCIATE RISK & BENEFITS ANALYST	2.00	2.00	2.00	0.00
14B63	SENIOR RISK & BENEFITS ANALYST	2.00	2.00	2.00	0.00
14C30	MANAGEMENT ANALYST II	2.00	2.00	2.00	0.00
14C31	MANAGEMENT ANALYST III	2.00	2.00	1.00	(1.00)
14G02	MANAGEMENT ANALYST I	1.00	1.00	0.00	(1.00)
14H03	PERSONNEL TECHNICIAN-CONFIDENTIAL	4.00	4.00	4.00	0.00
14M60	HR PROGRAM MANAGER I	-	-	1.00	1.00
14M61	HUMAN RESOURCES PROGRAM MANAGER	5.00	5.00	3.00	(2.00)
20B93	FINANCE MANAGER II	1.00	1.00	1.00	0.00

Adopted 2024-2025 to Recommended 2025-2026 Positions

Classification Code	Classification Label	Adopted Budget 2023-2024	Adopted Budget 2024-2025	Recommended Budget 2025-2026	Change
80J30	ACCOUNTING TECHNICIAN	1.00	1.00	1.00	0.00
Total		42.00	42.00	39.00	(3.00)

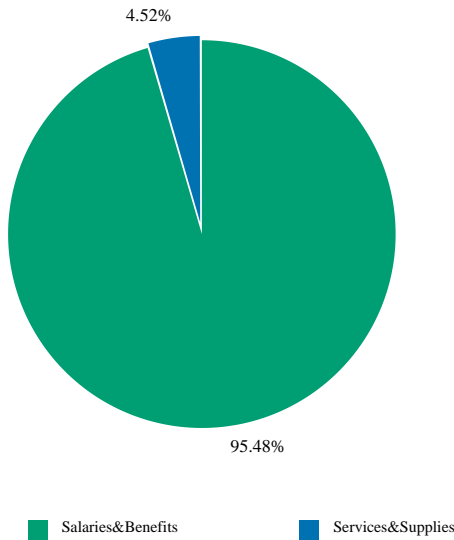
Augmentation Requests

Request Code	Request Name	Ranking Type Name	Requested Amount	Requested FTE	Recommended Budget	Recommended FTE
106001-1001-AUG005	Legal Services for Labor Negotiations	Status Quo Other	100,000	-	-	-
106002-1001-AUG002	Restore Vacant Human Resources Program Manager II	Status Quo Vacant Position	252,976	1.00	-	-
106002-1001-AUG004	New Senior Human Resources Analyst	Request New Position	221,241	1.00	-	-
106005-1001-AUG003	Restore Vacant Management Analyst I	Status Quo Vacant Position	168,938	1.00	-	-
Grand Total:			743,155	3.00	-	-

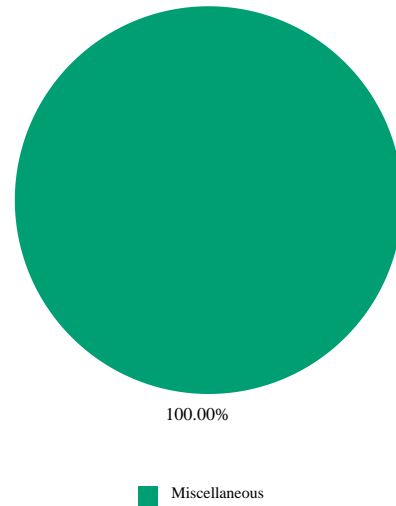


# Human Resources Departmental

## Use of Funds



## Source of Funds



## Use of Funds

Expenditures	Prior Year 2023-2024	Adopted Budget 2024-2025	CY Estimate 2024-2025	Requested Budget 2025-2026	Recommended Budget 2025-2026	Recommended Change from Adopted
Salaries and Employee Benefits	\$ 6,967,843	\$ 8,152,907	\$ 7,588,324	\$ 9,023,804	\$ 8,380,649	\$ 227,742
Services and Supplies	501,692	647,537	688,787	496,600	396,600	(250,937)
Other Charges	(7,178,682)	(7,987,400)	(8,002,246)	(1,387,920)	(1,387,920)	6,599,480
<b>Subtotal</b>	<b>\$ 290,853</b>	<b>\$ 813,044</b>	<b>\$ 274,865</b>	<b>\$ 8,132,484</b>	<b>\$ 7,389,329</b>	<b>\$ 6,576,285</b>

## Source of Funds

Revenues	Prior Year 2023-2024	Adopted Budget 2024-2025	CY Estimate 2024-2025	Requested Budget 2025-2026	Recommended Budget 2025-2026	Recommended Change from Adopted
Miscellaneous Revenues	\$ -	\$ -	\$ -	\$ 7,548,579	\$ 7,548,579	\$ 7,548,579
<b>Subtotal</b>	<b>\$ -</b>	<b>\$ -</b>	<b>\$ -</b>	<b>\$ 7,548,579</b>	<b>\$ 7,548,579</b>	<b>\$ 7,548,579</b>
General Fund Contributions	290,853	813,044	274,865	583,905	(159,250)	(972,294)
<b>Total Source of Funds</b>	<b>\$ 290,853</b>	<b>\$ 813,044</b>	<b>\$ 274,865</b>	<b>\$ 8,132,484</b>	<b>\$ 7,389,329</b>	<b>\$ 6,576,285</b>

## Description:

The Human Resources departmental operations include Employee and Labor Relations, Employment Services, Employee Benefits, HR Administration, and HR Information Systems. Responsibilities and programs for each of these divisions are discussed in their budget unit description.

## Summary of Recommendation

The FY 2025-26 Recommended Budget for the departmental operations reflects \$8,777,249 in expenditures, \$1,387,920 in interfund reimbursements, and \$7,548,579 in Cost Plan credit, creating a net contribution to the General Fund of \$159,250. The Recommended Budget results in a large increase in total expenditures compared to the FY 2024-25 Adopted Budget due to the Cost Plan reimbursement showing as revenue instead of as a credit under expenditures as in previous years. The actual expenditures decreased by \$23,195 because two positions were deleted to balance the budget and close the funding gap caused by the increased cost of salaries and benefits.

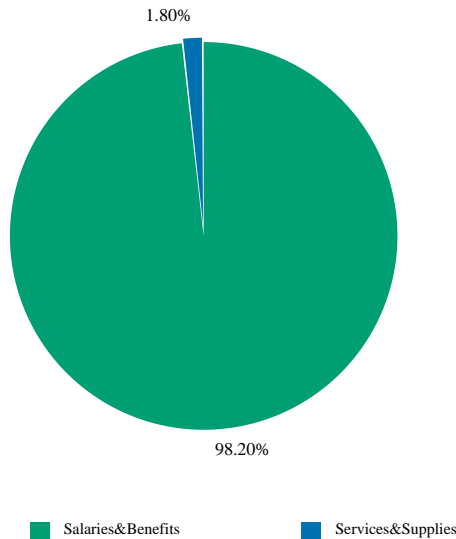
## Appropriation Expenditure Detail

Appropriation Unit	Prior Year 2023-2024	Adopted Budget 2024-2025	CY Estimate 2024-2025	Requested Budget 2025-2026	Recommended Budget 2025-2026	Recommended Change from Adopted	Fund Code	Budget Unit Code
HRD100 - Human Resources	\$ 643,382	\$ 753,451	\$ 755,398	\$ 819,383	\$ 719,383	\$ (34,068)	1001	106001
HRD100 - Human Resources	2,653,695	3,125,780	2,872,688	3,585,108	3,110,891	(14,889)	1001	106002
HRD100 - Human Resources	727,621	745,626	590,175	776,745	776,745	31,119	1001	106004
HRD100 - Human Resources	(4,406,221)	(4,560,537)	(4,696,770)	2,203,279	2,034,341	6,594,878	1001	106005
HRD100 - Human Resources	672,376	748,724	753,374	747,968	747,968	(756)	1001	106006
<b>Subtotal</b>	<b>\$ 290,853</b>	<b>\$ 813,044</b>	<b>\$ 274,865</b>	<b>\$ 8,132,484</b>	<b>\$ 7,389,329</b>	<b>\$ 6,576,285</b>		

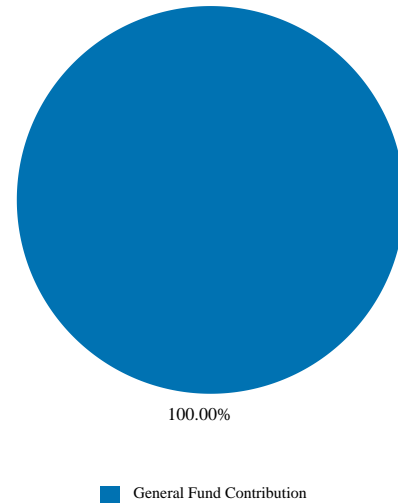
# Employee and Labor Relations

(Budget Unit 106001 - Fund 1001 - Appropriation Unit HRD100)

## Use of Funds



## Source of Funds



## Use of Funds

Expenditures	Prior Year 2023-2024	Adopted Budget 2024-2025	CY Estimate 2024-2025	Requested Budget 2025-2026	Recommended Budget 2025-2026	Recommended Change from Adopted
Salaries and Employee Benefits	\$ 619,613	\$ 867,643	\$ 797,900	\$ 706,424	\$ 706,424	\$ (161,219)
Services and Supplies	23,770	117,605	116,403	112,959	12,959	(104,646)
Other Charges	0	(231,797)	(158,905)	0	0	231,797
<b>Subtotal</b>	<b>\$ 643,382</b>	<b>\$ 753,451</b>	<b>\$ 755,398</b>	<b>\$ 819,383</b>	<b>\$ 719,383</b>	<b>\$ (34,068)</b>

## Source of Funds

Revenues	Prior Year 2023-2024	Adopted Budget 2024-2025	CY Estimate 2024-2025	Requested Budget 2025-2026	Recommended Budget 2025-2026	Recommended Change from Adopted
<b>Subtotal</b>	<b>\$ -</b>	<b>\$ -</b>	<b>\$ -</b>	<b>\$ -</b>	<b>\$ -</b>	<b>-</b>
General Fund Contributions	643,382	753,451	755,398	819,383	719,383	(34,068)
<b>Total Source of Funds</b>	<b>\$ 643,382</b>	<b>\$ 753,451</b>	<b>\$ 755,398</b>	<b>\$ 819,383</b>	<b>\$ 719,383</b>	<b>\$ (34,068)</b>

## Unit Description

To cultivate a top-tier workforce, the Employee and Labor Relations Division is tasked with nurturing a positive employer/employee work environment. This is achieved by fostering collaborative relationships among employees, management, and employee organizations. Employee and Labor Relations is responsible for administering 14 labor agreements for 21 bargaining units, resolving contract disputes, interpreting statutes and policies, and providing guidance, training and recommendations pertaining to performance management and progressive discipline.

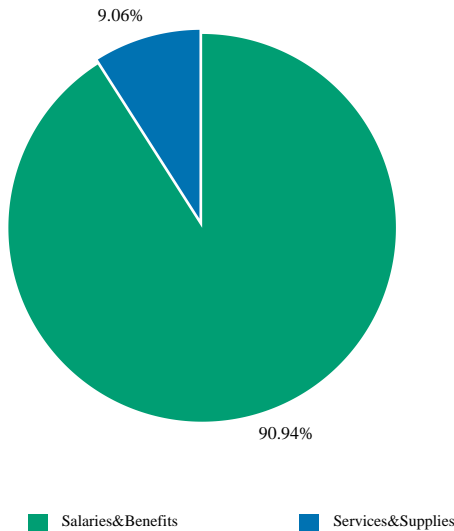
## Recommended FY 2025-2026 Positions

Classification Code	Classification Label	FTE
14B32	SENIOR PERSONNEL ANALYST	3.00
<b>Total</b>		<b>3.00</b>

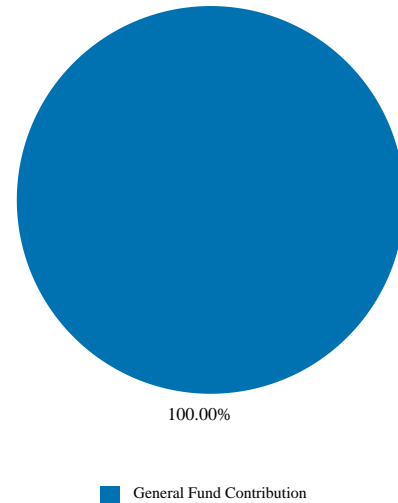
# Employment Services

(Budget Unit 106002 - Fund 1001 - Appropriation Unit HRD100)

## Use of Funds



## Source of Funds



## Use of Funds

Expenditures	Prior Year 2023-2024	Adopted Budget 2024-2025	CY Estimate 2024-2025	Requested Budget 2025-2026	Recommended Budget 2025-2026	Recommended Change from Adopted
Salaries and Employee Benefits	\$ 2,429,224	\$ 2,801,245	\$ 2,527,172	\$ 3,303,391	\$ 2,829,174	\$ 27,929
Services and Supplies	225,273	324,535	345,516	281,718	281,718	(42,817)
Other Charges	(803)	0	0	-	-	0
<b>Subtotal</b>	<b>\$ 2,653,695</b>	<b>\$ 3,125,780</b>	<b>\$ 2,872,688</b>	<b>\$ 3,585,108</b>	<b>\$ 3,110,891</b>	<b>\$ (14,889)</b>

## Source of Funds

Revenues	Prior Year 2023-2024	Adopted Budget 2024-2025	CY Estimate 2024-2025	Requested Budget 2025-2026	Recommended Budget 2025-2026	Recommended Change from Adopted
<b>Subtotal</b>	<b>\$ -</b>	<b>\$ -</b>	<b>\$ -</b>	<b>\$ -</b>	<b>\$ -</b>	<b>-</b>
General Fund Contributions	2,653,695	3,125,780	2,872,688	3,585,108	3,110,891	(14,889)
<b>Total Source of Funds</b>	<b>\$ 2,653,695</b>	<b>\$ 3,125,780</b>	<b>\$ 2,872,688</b>	<b>\$ 3,585,108</b>	<b>\$ 3,110,891</b>	<b>\$ (14,889)</b>

## Unit Description

The Employment Services Division provides innovative, responsive, fair and consistent, recruitment and selection services to county offices and departments, employees, and job applicants. This ensures that the County employs and retains a qualified and diverse workforce capable of delivering essential services to the community. This division provides and monitors a competitive and fair compensation system and maintains a standardized and equitable classification system, which define the scope and nature of job assignments, provide ongoing updates of classification specifications, identify job expectations, and support career development options which enable the County to attract, employ, and retain qualified employees.

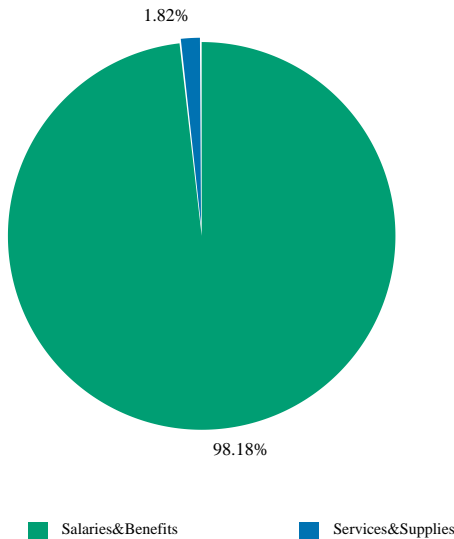
## Recommended FY 2025-2026 Positions

Classification Code	Classification Label	FTE
14B21	ASSOCIATE PERSONNEL ANALYST	8.00
14B28	SUPERVISING PERSONNEL ANALYST	2.00
14B32	SENIOR PERSONNEL ANALYST	2.00
14H03	PERSONNEL TECHNICIAN-CONFIDENTIAL	2.00
<b>Total</b>		<b>14.00</b>

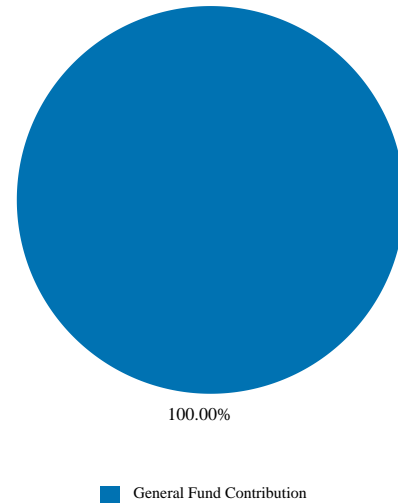
# Employee Benefits

(Budget Unit 106004 - Fund 1001 - Appropriation Unit HRD100)

## Use of Funds



## Source of Funds



## Use of Funds

Expenditures	Prior Year 2023-2024	Adopted Budget 2024-2025	CY Estimate 2024-2025	Requested Budget 2025-2026	Recommended Budget 2025-2026	Recommended Change from Adopted
Salaries and Employee Benefits	\$ 1,075,798	\$ 1,284,934	\$ 1,227,161	\$ 1,392,132	\$ 1,392,132	\$ 107,198
Services and Supplies	35,782	31,019	33,147	25,875	25,875	(5,144)
Other Charges	(383,960)	(570,327)	(670,133)	(641,261)	(641,261)	(70,934)
<b>Subtotal</b>	<b>\$ 727,621</b>	<b>\$ 745,626</b>	<b>\$ 590,175</b>	<b>\$ 776,745</b>	<b>\$ 776,745</b>	<b>\$ 31,119</b>

## Source of Funds

Revenues	Prior Year 2023-2024	Adopted Budget 2024-2025	CY Estimate 2024-2025	Requested Budget 2025-2026	Recommended Budget 2025-2026	Recommended Change from Adopted
<b>Subtotal</b>	<b>\$ -</b>	<b>\$ -</b>	<b>\$ -</b>	<b>\$ -</b>	<b>\$ -</b>	<b>-</b>
General Fund Contributions	727,621	745,626	590,175	776,745	776,745	31,119
<b>Total Source of Funds</b>	<b>\$ 727,621</b>	<b>\$ 745,626</b>	<b>\$ 590,175</b>	<b>\$ 776,745</b>	<b>\$ 776,745</b>	<b>\$ 31,119</b>

## Unit Description

The Employee Benefits Division administers the County's comprehensive benefit programs, provides benefits education, and helps resolve benefits-related problems for employees, retirees, and family members.

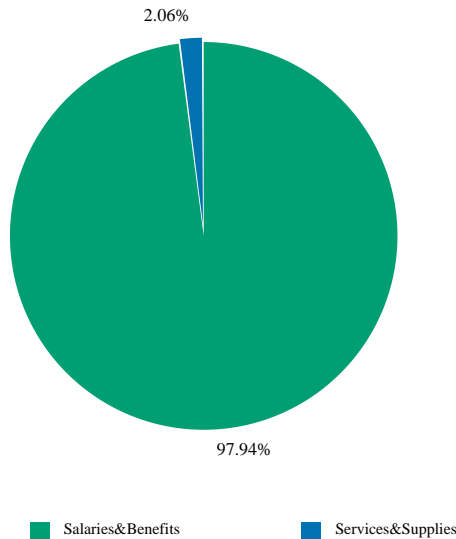
## Recommended FY 2025-2026 Positions

Classification Code	Classification Label	FTE
14B32	SENIOR PERSONNEL ANALYST	1.00
14B60	RISK & BENEFITS SPECIALIST- CONFIDENTIAL	1.00
14B62	ASSOCIATE RISK & BENEFITS ANALYST	2.00
14B63	SENIOR RISK & BENEFITS ANALYST	2.00
14M61	HUMAN RESOURCES PROGRAM MANAGER	1.00
<b>Total</b>		<b>7.00</b>

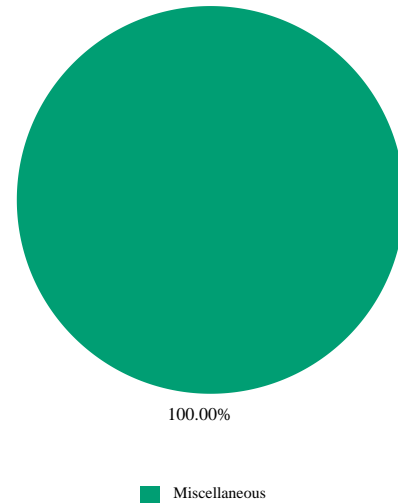
# Human Resources Administration

(Budget Unit 106005 - Fund 1001 - Appropriation Unit HRD100)

## Use of Funds



## Source of Funds



## Use of Funds

Expenditures	Prior Year 2023-2024	Adopted Budget 2024-2025	CY Estimate 2024-2025	Requested Budget 2025-2026	Recommended Budget 2025-2026	Recommended Change from Adopted
Salaries and Employee Benefits	\$ 2,117,165	\$ 2,172,952	\$ 2,004,837	\$ 2,449,915	\$ 2,280,977	\$ 108,025
Services and Supplies	135,062	81,485	114,876	48,044	48,044	(33,441)
Other Charges	(6,658,448)	(6,814,974)	(6,816,483)	(294,679)	(294,679)	6,520,295
<b>Subtotal</b>	<b>\$ (4,406,221)</b>	<b>\$ (4,560,537)</b>	<b>\$ (4,696,770)</b>	<b>\$ 2,203,279</b>	<b>\$ 2,034,341</b>	<b>\$ 6,594,878</b>

## Source of Funds

Revenues	Prior Year 2023-2024	Adopted Budget 2024-2025	CY Estimate 2024-2025	Requested Budget 2025-2026	Recommended Budget 2025-2026	Recommended Change from Adopted
Miscellaneous Revenues	\$ -	\$ -	\$ -	\$ 7,548,579	\$ 7,548,579	\$ 7,548,579
<b>Subtotal</b>	<b>\$ -</b>	<b>\$ -</b>	<b>\$ -</b>	<b>\$ 7,548,579</b>	<b>\$ 7,548,579</b>	<b>\$ 7,548,579</b>
General Fund Contributions	(4,406,221)	(4,560,537)	(4,696,770)	(5,345,300)	(5,514,238)	(953,701)
<b>Total Source of Funds</b>	<b>\$ (4,406,221)</b>	<b>\$ (4,560,537)</b>	<b>\$ (4,696,770)</b>	<b>\$ 2,203,279</b>	<b>\$ 2,034,341</b>	<b>\$ 6,594,878</b>

## Unit Description

The Human Resources (HR) Administration Division serves as a cornerstone of countywide HR leadership and support. It is responsible for developing and implementing HR policies, facilitating collaboration with county departments and external agencies, managing public inquiries, and providing logistical and operational support. It conducts data analysis, research, and program development to enhance HR functions while ensuring compliance with legal and regulatory requirements, mitigating personnel-related liabilities, and maintaining policies and procedures.

The division also provides staff support to the Board of Supervisors' HR Committee. It also encompasses the finance section, which oversees budget management, contract administration, and Benefit Programs Fund management in support of all departmental divisions. Its daily financial

operations include managing accounts payable and receivable, payroll processing, purchase requisitions, expense reimbursements, and cost accounting.

## Recommended FY 2025-2026 Positions

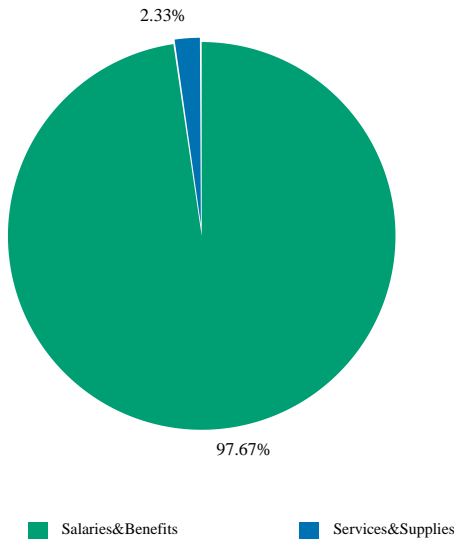
Classification Code	Classification Label	FTE
11A07	DIRECTOR OF HUMAN RESOURCES	1.00
12C37	ASSISTANT DIRECTOR OF HUMAN RESOURCES	2.00
14C30	MANAGEMENT ANALYST II	2.00
14C31	MANAGEMENT ANALYST III	1.00
14M60	HR PROGRAM MANAGER I	1.00

20B93	FINANCE MANAGER II	1.00
80J30	ACCOUNTING TECHNICIAN	1.00
	Total	9.00

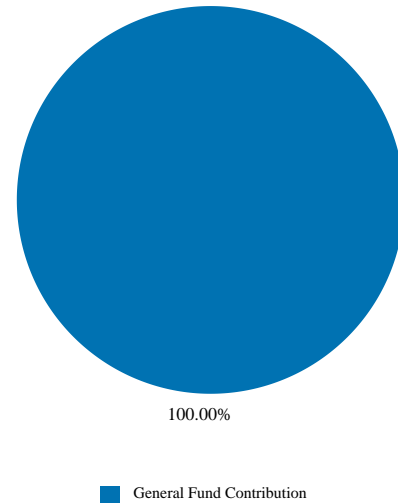
# Human Resources Information Systems

(Budget Unit 106006 - Fund 1001 - Appropriation Unit HRD100)

## Use of Funds



## Source of Funds



## Use of Funds

Expenditures	Prior Year 2023-2024	Adopted Budget 2024-2025	CY Estimate 2024-2025	Requested Budget 2025-2026	Recommended Budget 2025-2026	Recommended Change from Adopted
Salaries and Employee Benefits	\$ 726,043	\$ 1,026,133	\$ 1,031,254	\$ 1,171,943	\$ 1,171,943	\$ 145,810
Services and Supplies	81,805	92,893	78,845	28,005	28,005	(64,888)
Other Charges	(135,472)	(370,302)	(356,725)	(451,980)	(451,980)	(81,678)
<b>Subtotal</b>	<b>\$ 672,376</b>	<b>\$ 748,724</b>	<b>\$ 753,374</b>	<b>\$ 747,968</b>	<b>\$ 747,968</b>	<b>\$ (756)</b>

## Source of Funds

Revenues	Prior Year 2023-2024	Adopted Budget 2024-2025	CY Estimate 2024-2025	Requested Budget 2025-2026	Recommended Budget 2025-2026	Recommended Change from Adopted
<b>Subtotal</b>	<b>\$ -</b>	<b>\$ -</b>	<b>\$ -</b>	<b>\$ -</b>	<b>\$ -</b>	<b>-</b>
General Fund Contributions	672,376	748,724	753,374	747,968	747,968	(756)
<b>Total Source of Funds</b>	<b>\$ 672,376</b>	<b>\$ 748,724</b>	<b>\$ 753,374</b>	<b>\$ 747,968</b>	<b>\$ 747,968</b>	<b>\$ (756)</b>

## Unit Description

The HR Information Systems Division advances the County's strategic vision by implementing secure and efficient processes and technologies in areas such as data management, reporting and analysis, workforce management, recruitment, compensation, benefits administration, and compliance.

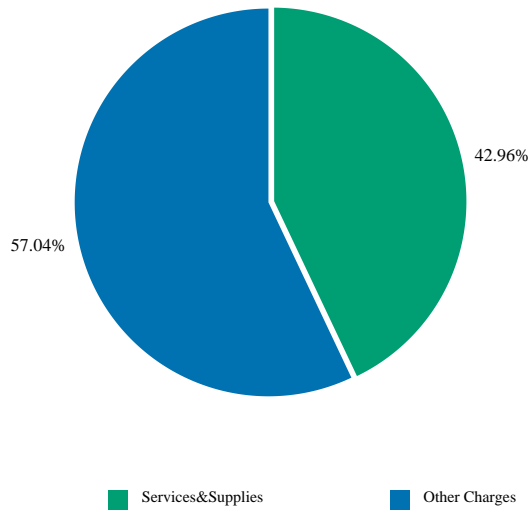
## Recommended FY 2025-2026 Positions

Classification Code	Classification Label	FTE
14B21	ASSOCIATE PERSONNEL ANALYST	2.00
14H03	PERSONNEL TECHNICIAN- CONFIDENTIAL	2.00
14M61	HUMAN RESOURCES PROGRAM MANAGER	2.00
<b>Total</b>		<b>6.00</b>

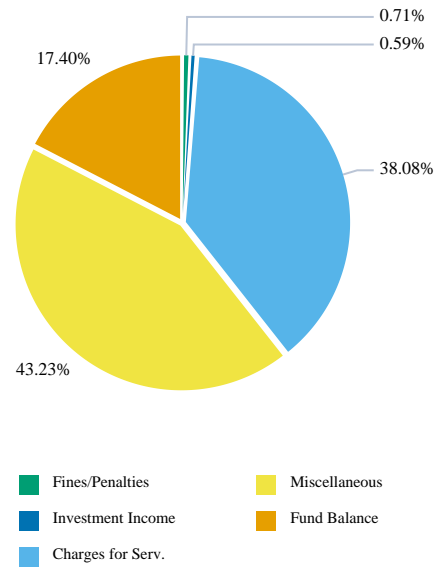


# Human Resources Non-Departmental

## Use of Funds



## Source of Funds



## Use of Funds

Expenditures	Prior Year 2023-2024	Adopted Budget 2024-2025	CY Estimate 2024-2025	Requested Budget 2025-2026	Recommended Budget 2025-2026	Recommended Change from Adopted
Salaries and Employee Benefits	\$ 5,117,124	\$ 3,705,000	\$ 1,433,346	\$ -	\$ -	\$ (3,705,000)
Services and Supplies	1,627,778	2,206,087	4,757,060	6,083,700	6,083,700	3,877,613
Other Charges	6,862,693	7,376,682	7,349,695	8,077,771	8,077,771	701,089
<b>Subtotal</b>	<b>\$ 13,607,595</b>	<b>\$ 13,287,769</b>	<b>\$ 13,540,101</b>	<b>\$ 14,161,471</b>	<b>\$ 14,161,471</b>	<b>\$ 873,702</b>

## Source of Funds

Revenues	Prior Year 2023-2024	Adopted Budget 2024-2025	CY Estimate 2024-2025	Requested Budget 2025-2026	Recommended Budget 2025-2026	Recommended Change from Adopted
Fines	\$ 212,125	\$ 50,000	\$ 150,000	\$ 100,000	\$ 100,000	\$ 50,000
Revenue from Use of Money & Property	67,053	54,500	95,000	83,700	83,700	29,200
Charges For Services	6,595,833	5,643,286	5,669,939	5,392,762	5,392,762	(250,524)
Miscellaneous Revenues	6,049,705	6,050,385	6,001,929	6,121,500	6,121,500	71,115
<b>Subtotal</b>	<b>\$ 12,924,716</b>	<b>\$ 11,798,171</b>	<b>\$ 11,916,869</b>	<b>\$ 11,697,962</b>	<b>\$ 11,697,962</b>	<b>\$ (100,209)</b>
Fund Balance	\$ 682,879	\$ 1,489,598	\$ 1,623,233	\$ 2,463,509	\$ 2,463,509	\$ 973,911
<b>Total Source of Funds</b>	<b>\$ 13,607,595</b>	<b>\$ 13,287,769</b>	<b>\$ 13,540,101</b>	<b>\$ 14,161,471</b>	<b>\$ 14,161,471</b>	<b>\$ 873,702</b>

## Description:

The HR non-departmental operations consist of the Benefit Programs Fund under the management and control of HRD. This fund includes the following benefits: dental insurance, disability insurance, Employee Assistance Program (EAP), Other Post-Employment Benefits (OPEB), unemployment insurance, and miscellaneous benefits.

## Summary of Recommendation

The FY 2025-26 Recommended Budget for the HR non-departmental operations is \$14,161,471, financed by \$11,697,962 in revenues and the use of \$2,463,509 in fund balance. The Recommended Budget reflects an increase of \$873,702 in appropriations compared to the prior year adopted budget due to a combination of increased costs in the claims and administration fees for the dental and unemployment insurances. The charges to offices and departments are based on employee utilization and plan design. Over the past years, the Dental, Vision, and Unemployment Funds have accumulated a fund balance surplus; hence the large use of fund balance to bring the balance down.

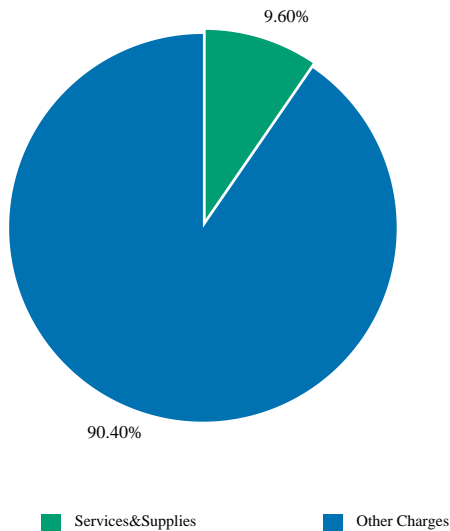
## Appropriation Expenditure Detail

Appropriation Unit	Prior Year 2023-2024	Adopted Budget 2024-2025	CY Estimate 2024-2025	Requested Budget 2025-2026	Recommended Budget 2025-2026	Recommended Change from Adopted	Fund Code	Budget Unit Code
HRD101 - Dental	\$ 5,569,502	\$ 6,278,603	\$ 6,676,976	\$ 7,190,000	\$ 7,190,000	\$ 911,397	2120	106010
HRD102 - Disability	463,889	474,911	472,263	515,000	515,000	40,089	2120	106011
HRD103 - Employee Assistance Program	98,664	106,920	98,755	106,500	106,500	(420)	2120	106012
HRD105 - Other Post- Employment Benefits	4,710,358	3,754,927	3,758,283	3,539,700	3,539,700	(215,227)	2120	106014
HRD106 - Unemployment	525,273	636,063	499,499	699,000	699,000	62,937	2120	106015
HRD107 - Vision	1,071,908	1,160,135	1,102,960	1,195,000	1,195,000	34,865	2120	106016
HRD108 - Miscellaneous Benefits	1,168,000	876,210	931,365	916,271	916,271	40,061	2120	106017
<b>Subtotal</b>	<b>\$ 13,607,595</b>	<b>\$ 13,287,769</b>	<b>\$ 13,540,101</b>	<b>\$ 14,161,471</b>	<b>\$ 14,161,471</b>	<b>\$ 873,702</b>		

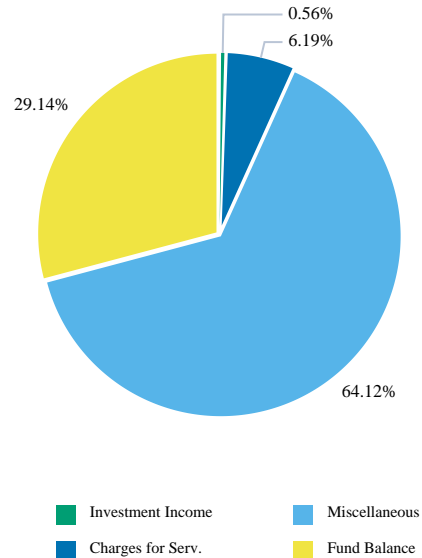
# Dental

(Budget Unit 106010 - Fund 2120 - Appropriation Unit HRD101)

## Use of Funds



## Source of Funds



## Use of Funds

Expenditures	Prior Year 2023-2024	Adopted Budget 2024-2025	CY Estimate 2024-2025	Requested Budget 2025-2026	Recommended Budget 2025-2026	Recommended Change from Adopted
Services and Supplies	\$ 380,814	\$ 464,773	\$ 669,040	\$ 690,000	\$ 690,000	\$ 225,227
Other Charges	5,188,688	5,813,830	6,007,936	6,500,000	6,500,000	686,170
<b>Subtotal</b>	<b>\$ 5,569,502</b>	<b>\$ 6,278,603</b>	<b>\$ 6,676,976</b>	<b>\$ 7,190,000</b>	<b>\$ 7,190,000</b>	<b>\$ 911,397</b>

## Source of Funds

Revenues	Prior Year 2023-2024	Adopted Budget 2024-2025	CY Estimate 2024-2025	Requested Budget 2025-2026	Recommended Budget 2025-2026	Recommended Change from Adopted
Revenue from Use of Money & Property	\$ 25,736	\$ 30,000	\$ 40,000	\$ 40,000	\$ 40,000	\$ 10,000
Charges For Services	446,196	440,000	453,394	445,000	445,000	5,000
Miscellaneous Revenues	4,609,999	4,479,554	4,448,263	4,610,000	4,610,000	130,446
<b>Subtotal</b>	<b>\$ 5,081,931</b>	<b>\$ 4,949,554</b>	<b>\$ 4,941,657</b>	<b>\$ 5,095,000</b>	<b>\$ 5,095,000</b>	<b>\$ 145,446</b>
Fund Balance	\$ 487,571	\$ 1,329,049	\$ 1,735,318	\$ 2,095,000	\$ 2,095,000	\$ 765,951
<b>Total Source of Funds</b>	<b>\$ 5,569,502</b>	<b>\$ 6,278,603</b>	<b>\$ 6,676,976</b>	<b>\$ 7,190,000</b>	<b>\$ 7,190,000</b>	<b>\$ 911,397</b>

## Unit Description

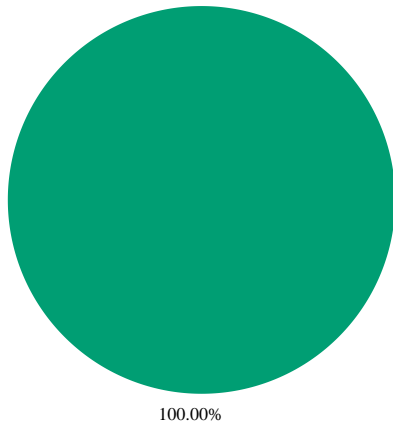
The Dental Unit is a component of the Benefit Programs Fund and includes revenue and expenditures related to the County's self-insured dental plan. Contributions are calculated on a cost recovery basis through premiums charged to county offices and departments and participating employees. Dental insurance premiums may change from year to year due to changes in the cost of utilization claims. An actuarial study is completed on an annual basis by a third-party provider for an estimate of projected funding requirements and recommended premium rates.

Whenever there is excess revenue in a specific fiscal year, it is kept in the Benefit Programs Fund to be used in future years when expenditures exceed revenue.

# Disability

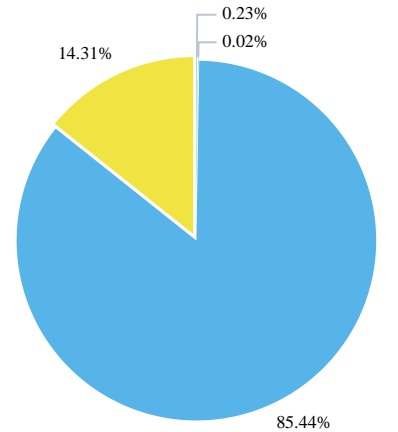
(Budget Unit 106011 - Fund 2120 - Appropriation Unit HRD102)

## Use of Funds



■ Services&Supplies

## Source of Funds



■ Investment Income ■ Miscellaneous  
■ Charges for Serv. ■ Fund Balance

## Use of Funds

Expenditures	Prior Year 2023-2024	Adopted Budget 2024-2025	CY Estimate 2024-2025	Requested Budget 2025-2026	Recommended Budget 2025-2026	Recommended Change from Adopted
Salaries and Employee Benefits	\$ 463,889	\$ 0	\$ 196,776	\$ -	\$ -	0
Services and Supplies	-	474,911	275,487	515,000	515,000	40,089
<b>Subtotal</b>	<b>\$ 463,889</b>	<b>\$ 474,911</b>	<b>\$ 472,263</b>	<b>\$ 515,000</b>	<b>\$ 515,000</b>	<b>\$ 40,089</b>

## Source of Funds

Revenues	Prior Year 2023-2024	Adopted Budget 2024-2025	CY Estimate 2024-2025	Requested Budget 2025-2026	Recommended Budget 2025-2026	Recommended Change from Adopted
Revenue from Use of Money & Property	\$ 1,378	\$ 1,500	\$ 1,400	\$ 1,200	\$ 1,200	(300)
Charges For Services	92	100	0	100	100	0
Miscellaneous Revenues	430,453	474,811	447,722	440,000	440,000	(34,811)
<b>Subtotal</b>	<b>\$ 431,922</b>	<b>\$ 476,411</b>	<b>\$ 449,122</b>	<b>\$ 441,300</b>	<b>\$ 441,300</b>	<b>\$ (35,111)</b>
Fund Balance	\$ 31,967	\$ (1,500)	\$ 23,142	\$ 73,700	\$ 73,700	75,200
<b>Total Source of Funds</b>	<b>\$ 463,889</b>	<b>\$ 474,911</b>	<b>\$ 472,263</b>	<b>\$ 515,000</b>	<b>\$ 515,000</b>	<b>\$ 40,089</b>

## Unit Description

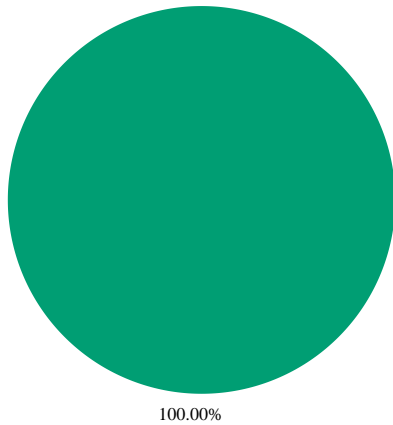
The Disability Unit is a component of the Benefit Programs Fund and includes revenue and expenditures related to the County's disability (long-term and short-term) insurance. Contributions are calculated on a cost recovery basis through charges allocated to county offices and departments based on a flat fee per eligible employee. A given office's or department's allocation may fluctuate from year to year due to changes in number of eligible employees and cost of benefits.

Whenever there is excess revenue in a specific fiscal year, it is kept in the Benefit Programs Fund to be used in future years when expenditures exceed revenue.

# Employee Assistance Program

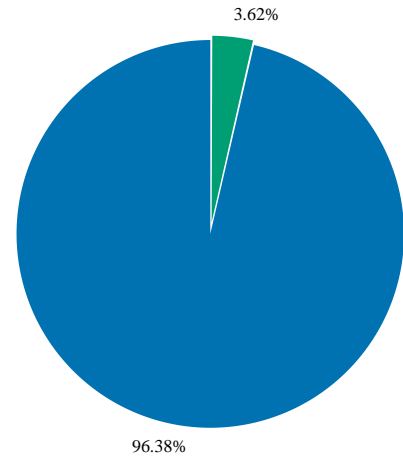
(Budget Unit 106012 - Fund 2120 - Appropriation Unit HRD103)

## Use of Funds



Services&Supplies

## Source of Funds



Investment Income

Miscellaneous

## Use of Funds

Expenditures	Prior Year 2023-2024	Adopted Budget 2024-2025	CY Estimate 2024-2025	Requested Budget 2025-2026	Recommended Budget 2025-2026	Recommended Change from Adopted
Services and Supplies	\$ 98,664	\$ 106,920	\$ 98,755	\$ 106,500	\$ 106,500	\$ (420)
<b>Subtotal</b>	<b>\$ 98,664</b>	<b>\$ 106,920</b>	<b>\$ 98,755</b>	<b>\$ 106,500</b>	<b>\$ 106,500</b>	<b>\$ (420)</b>

## Source of Funds

Revenues	Prior Year 2023-2024	Adopted Budget 2024-2025	CY Estimate 2024-2025	Requested Budget 2025-2026	Recommended Budget 2025-2026	Recommended Change from Adopted
Revenue from Use of Money & Property	\$ 4,794	\$ 3,500	\$ 4,800	\$ 4,000	\$ 4,000	\$ 500
Miscellaneous Revenues	0	106,920	111,081	106,500	106,500	(420)
<b>Subtotal</b>	<b>\$ 4,794</b>	<b>\$ 110,420</b>	<b>\$ 115,881</b>	<b>\$ 110,500</b>	<b>\$ 110,500</b>	<b>\$ 80</b>
Fund Balance	\$ 93,870	(3,500)	(17,126)	(4,000)	(4,000)	(500)
<b>Total Source of Funds</b>	<b>\$ 98,664</b>	<b>\$ 106,920</b>	<b>\$ 98,755</b>	<b>\$ 106,500</b>	<b>\$ 106,500</b>	<b>\$ (420)</b>

## Unit Description

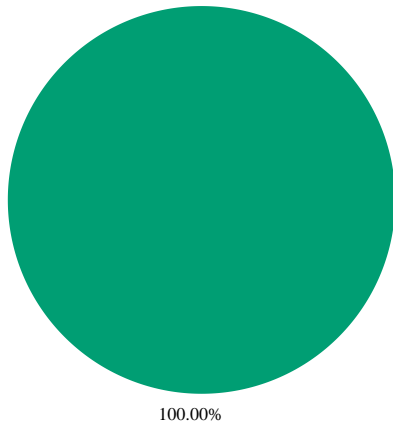
The Employee Assistance Program (EAP) Unit is a component of the Benefit Programs Fund and includes revenue and expenditures related to the County's EAP. Contributions are calculated on a cost recovery basis through charges allocated to county offices and departments based on a flat fee per employee. A given office's or department's allocation may fluctuate from year to year due to changes in number of employees and cost of benefits.

Whenever there is excess revenue in a specific fiscal year, it is kept in the Benefit Programs Fund to be used in future years when expenditures exceed revenue.

# Other Post-Employment Benefits

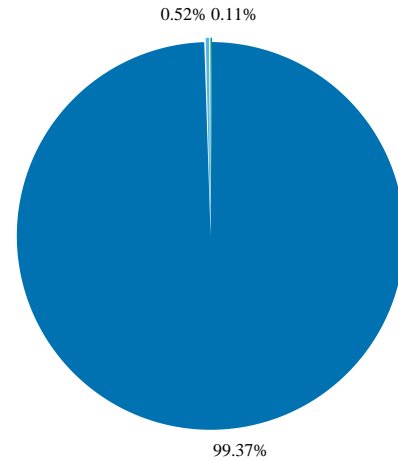
(Budget Unit 106014 - Fund 2120 - Appropriation Unit HRD105)

## Use of Funds



Services&Supplies

## Source of Funds



Investment Income

Charges for Serv.

Fund Balance

## Use of Funds

Expenditures	Prior Year 2023-2024	Adopted Budget 2024-2025	CY Estimate 2024-2025	Requested Budget 2025-2026	Recommended Budget 2025-2026	Recommended Change from Adopted
Salaries and Employee Benefits	\$ 4,653,210	\$ 3,705,000	\$ 1,236,570	\$ -	\$ -	\$ (3,705,000)
Services and Supplies	57,148	49,927	2,521,713	3,539,700	3,539,700	3,489,773
<b>Subtotal</b>	<b>\$ 4,710,358</b>	<b>\$ 3,754,927</b>	<b>\$ 3,758,283</b>	<b>\$ 3,539,700</b>	<b>\$ 3,539,700</b>	<b>\$ (215,227)</b>

## Source of Funds

Revenues	Prior Year 2023-2024	Adopted Budget 2024-2025	CY Estimate 2024-2025	Requested Budget 2025-2026	Recommended Budget 2025-2026	Recommended Change from Adopted
Revenue from Use of Money & Property	\$ 5,217	\$ 1,500	\$ 4,800	\$ 4,000	\$ 4,000	\$ 2,500
Charges For Services	4,713,126	3,755,551	3,755,550	3,517,223	3,517,223	(238,328)
<b>Subtotal</b>	<b>\$ 4,718,343</b>	<b>\$ 3,757,051</b>	<b>\$ 3,760,350</b>	<b>\$ 3,521,223</b>	<b>\$ 3,521,223</b>	<b>\$ (235,828)</b>
Fund Balance	\$ (7,985)	\$ (2,124)	\$ (2,067)	\$ 18,477	\$ 18,477	\$ 20,601
<b>Total Source of Funds</b>	<b>\$ 4,710,358</b>	<b>\$ 3,754,927</b>	<b>\$ 3,758,283</b>	<b>\$ 3,539,700</b>	<b>\$ 3,539,700</b>	<b>\$ (215,227)</b>

## Unit Description

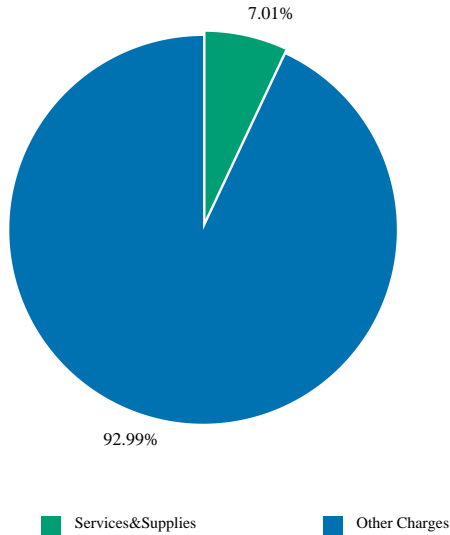
The Other Post-Employment Benefits (OPEB) Unit is a component of the Benefit Programs Fund and includes revenue and expenses related to OPEB. The County's OPEB is limited to the state mandated amount that the County pays for retirees' health care, including payments for current retirees and Board of Supervisors' authorized pre-funding of benefit costs for future retirees. Biennial actuarial analyses are performed which determine the County's annual contributions which are charged to county

offices and departments based on employee count and transmitted to the California Employers' Retirement Benefit Trust for investment purposes. Whenever there is excess revenue in a specific fiscal year, it is contributed to the California Employers' Retirement Benefit Trust as an additional contribution.

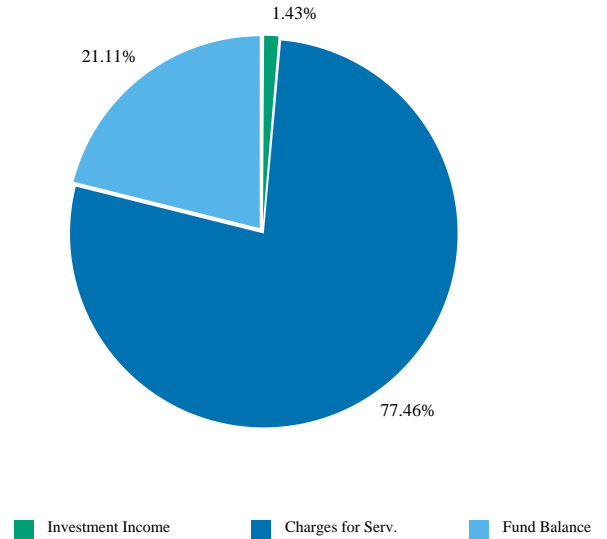
# Unemployment

(Budget Unit 106015 - Fund 2120 - Appropriation Unit HRD106)

## Use of Funds



## Source of Funds



## Use of Funds

Expenditures	Prior Year 2023-2024	Adopted Budget 2024-2025	CY Estimate 2024-2025	Requested Budget 2025-2026	Recommended Budget 2025-2026	Recommended Change from Adopted
Services and Supplies	\$ 32,019	\$ 36,063	\$ 42,035	\$ 49,000	\$ 49,000	\$ 12,937
Other Charges	493,254	600,000	457,464	650,000	650,000	50,000
<b>Subtotal</b>	<b>\$ 525,273</b>	<b>\$ 636,063</b>	<b>\$ 499,499</b>	<b>\$ 699,000</b>	<b>\$ 699,000</b>	<b>\$ 62,937</b>

## Source of Funds

Revenues	Prior Year 2023-2024	Adopted Budget 2024-2025	CY Estimate 2024-2025	Requested Budget 2025-2026	Recommended Budget 2025-2026	Recommended Change from Adopted
Revenue from Use of Money & Property	\$ 10,490	\$ 6,500	\$ 14,000	\$ 10,000	\$ 10,000	\$ 3,500
Charges For Services	536,362	536,687	536,686	541,437	541,437	4,750
<b>Subtotal</b>	<b>\$ 546,852</b>	<b>\$ 543,187</b>	<b>\$ 550,686</b>	<b>\$ 551,437</b>	<b>\$ 551,437</b>	<b>\$ 8,250</b>
Fund Balance	\$ (21,579)	\$ 92,876	\$ (51,188)	\$ 147,563	\$ 147,563	\$ 54,687
<b>Total Source of Funds</b>	<b>\$ 525,273</b>	<b>\$ 636,063</b>	<b>\$ 499,499</b>	<b>\$ 699,000</b>	<b>\$ 699,000</b>	<b>\$ 62,937</b>

## Unit Description

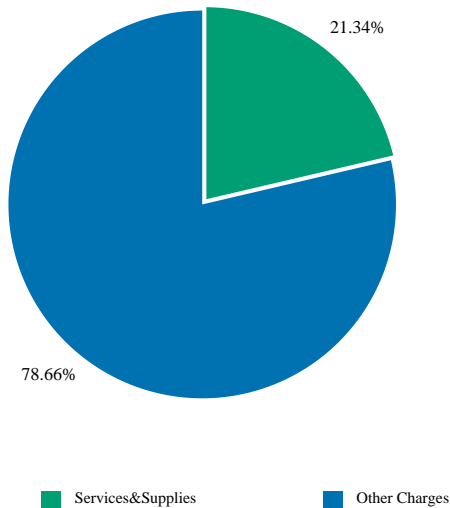
The Unemployment Unit is a component of the Benefit Programs Fund and includes revenue and expenditures related to the County's self-funded unemployment insurance. Contributions are calculated on a cost recovery basis through charges allocated to county offices and departments based on employee count. A given office's or department's allocation may fluctuate from year to year due to changes in number of employees and cost of benefits.

Whenever there is excess revenue in a specific fiscal year, it is kept in the Benefit Programs Fund to be used in future years when expenditures exceed revenue.

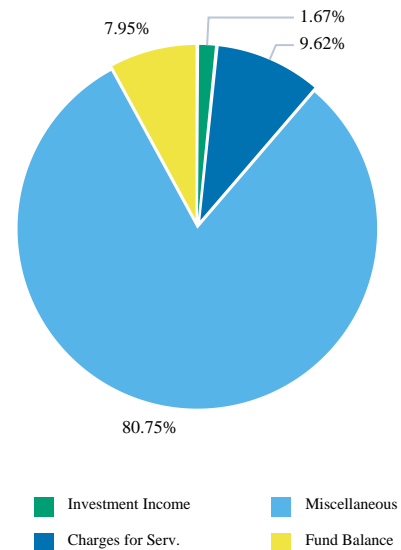
# Vision

(Budget Unit 106016 - Fund 2120 - Appropriation Unit HRD107)

## Use of Funds



## Source of Funds



## Use of Funds

Expenditures	Prior Year 2023-2024	Adopted Budget 2024-2025	CY Estimate 2024-2025	Requested Budget 2025-2026	Recommended Budget 2025-2026	Recommended Change from Adopted
Salaries and Employee Benefits	\$ 25	\$ -	\$ -	\$ -	\$ -	-
Services and Supplies	187,779	221,173	242,555	255,000	255,000	33,827
Other Charges	884,104	938,962	860,405	940,000	940,000	1,038
<b>Subtotal</b>	<b>\$ 1,071,908</b>	<b>\$ 1,160,135</b>	<b>\$ 1,102,960</b>	<b>\$ 1,195,000</b>	<b>\$ 1,195,000</b>	<b>\$ 34,865</b>

## Source of Funds

Revenues	Prior Year 2023-2024	Adopted Budget 2024-2025	CY Estimate 2024-2025	Requested Budget 2025-2026	Recommended Budget 2025-2026	Recommended Change from Adopted
Revenue from Use of Money & Property	\$ 15,979	\$ 10,000	\$ 24,000	\$ 20,000	\$ 20,000	\$ 10,000
Charges For Services	117,377	106,000	119,359	115,000	115,000	9,000
Miscellaneous Revenues	1,009,254	989,100	994,863	965,000	965,000	(24,100)
<b>Subtotal</b>	<b>\$ 1,142,609</b>	<b>\$ 1,105,100</b>	<b>\$ 1,138,223</b>	<b>\$ 1,100,000</b>	<b>\$ 1,100,000</b>	<b>\$ (5,100)</b>
Fund Balance	\$ (70,701)	\$ 55,035	\$ (35,262)	\$ 95,000	\$ 95,000	\$ 39,965
<b>Total Source of Funds</b>	<b>\$ 1,071,908</b>	<b>\$ 1,160,135</b>	<b>\$ 1,102,960</b>	<b>\$ 1,195,000</b>	<b>\$ 1,195,000</b>	<b>\$ 34,865</b>

## Unit Description

The Vision Unit is a component of the Benefit Programs Fund and includes revenue and expenditures related to the County's self-insured vision plan. Contributions are calculated on a cost recovery basis through premiums charged to county offices and departments and participating employees. Vision insurance premiums may fluctuate from year to year due to changes in the cost of utilization claims. A third-party provider conducts an annual actuarial study to provide an estimate of projected funding requirements and recommended premium rates.


Whenever there is excess revenue in a specific fiscal year, it is kept in the Benefit Programs Fund to be used in future years when expenditures exceed revenue.



# Miscellaneous Benefits

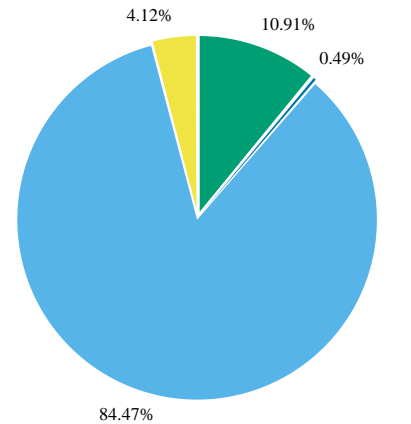
(Budget Unit 106017 - Fund 2120 - Appropriation Unit HRD108)

## Use of Funds



Services&Supplies

## Source of Funds



Fines/Penalties  
Charges for Serv.  
Investment Income  
Fund Balance

## Use of Funds

Expenditures	Prior Year 2023-2024	Adopted Budget 2024-2025	CY Estimate 2024-2025	Requested Budget 2025-2026	Recommended Budget 2025-2026	Recommended Change from Adopted
Services and Supplies	\$ 871,353	\$ 852,320	\$ 907,475	\$ 928,500	\$ 928,500	\$ 76,180
Other Charges	296,647	23,890	23,890	(12,229)	(12,229)	(36,119)
<b>Subtotal</b>	<b>\$ 1,168,000</b>	<b>\$ 876,210</b>	<b>\$ 931,365</b>	<b>\$ 916,271</b>	<b>\$ 916,271</b>	<b>\$ 40,061</b>

## Source of Funds

Revenues	Prior Year 2023-2024	Adopted Budget 2024-2025	CY Estimate 2024-2025	Requested Budget 2025-2026	Recommended Budget 2025-2026	Recommended Change from Adopted
Fines	\$ 212,125	\$ 50,000	\$ 150,000	\$ 100,000	\$ 100,000	\$ 50,000
Revenue from Use of Money & Property	3,459	1,500	6,000	4,500	4,500	3,000
Charges For Services	782,680	804,948	804,949	774,002	774,002	(30,946)
<b>Subtotal</b>	<b>\$ 998,264</b>	<b>\$ 856,448</b>	<b>\$ 960,949</b>	<b>\$ 878,502</b>	<b>\$ 878,502</b>	<b>\$ 22,054</b>
Fund Balance	\$ 169,736	\$ 19,762	\$ (29,584)	\$ 37,769	\$ 37,769	\$ 18,007
<b>Total Source of Funds</b>	<b>\$ 1,168,000</b>	<b>\$ 876,210</b>	<b>\$ 931,365</b>	<b>\$ 916,271</b>	<b>\$ 916,271</b>	<b>\$ 40,061</b>

## Unit Description

The Miscellaneous Benefits Unit is a component of the Benefit Programs Fund and includes revenue and expenses related to other miscellaneous benefit programs such as the Flexible Spending Account, Dependent Care Assistance Program, Voluntary Benefit Options, and health insurance administration fees. Contributions are calculated on a cost recovery basis through charges allocated to county offices and departments based on employee count. A given office's or department's

allocation may fluctuate from year to year due to changes in number of employees and cost of benefits administration.

Whenever there is excess revenue in a specific fiscal year, it is kept in the Benefit Programs Fund to be used in future years when expenditures exceed revenue.



This page intentionally left blank.

# Civil Rights Office

## Departmental Overview:

The Civil Rights Office (CRO) develops and utilizes equitable tools and practices to help advance civil rights policies in the County of Monterey. CRO strives to create a diverse and inclusive culture where everyone working for or interacting with the County is treated equitably and with respect. These goals are achieved by training the workforce, advising County offices and departments on diversity, equity, inclusion, and belonging (DEIB), and enforcing Titles VI (focused on discrimination in programs receiving federal financial assistance) and VII (focused on employment discrimination) of the Civil Rights Act of 1964 (Civil Rights Act), the Americans with Disabilities Act of 1990 (ADA), the California Fair Employment and Housing Act of 1959, the County's nondiscrimination ordinances (Chapters 2.19 - Civil Rights Officer, also referred to as the Equal Opportunity Officer, and 2.80 - Civil Rights Ordinance of the Monterey County Code), related Board of Supervisors policies [Nondiscrimination (P-160), Sexual Harassment (P-260), Language Access and Effective Communication (P-130), and Reasonable Accommodation P-242], and the County's plans for Equal Opportunity (EOP), Community Impact Action, and Title VI Implementation.

## Programs and Functions:

CRO develops and provides two mandatory trainings: the California mandated Harassment and Discrimination Prevention (HDP) and the Civil Rights Training (CRT). In addition, CRO creates training and hosts webinars on subjects such as Collaborative Problem Solving and other topics relevant to civil rights. CRO advises County offices and departments on applying equal opportunity law, developing and using equitable tools to support fair recruitment efforts, community engagement, and workplace DEIB practices. CRO reviews and resolves complaints of unlawful discrimination, harassment, and retaliation violating federal and state civil rights statutes.

In addition to internally handling DEIB issues, CRO reviews the same problems related to residents, as established by Title VI. In that role, CRO acts as a conduit to help residents address discrimination issues when interacting with the County to ensure equitable and fair access to services.

## Office's Contributions to the County's Prior Strategic Initiatives:

**ADMINISTRATION:** Administration of the County's EOP and Title VI Implementation Plans. Implementation of mandatory HDP and CRT training and handling of unlawful discrimination, harassment, and retaliation complaints.

**HEALTH AND HUMAN SERVICES:** Provide training to improve and maintain work satisfaction at a high level by creating/maintaining a more respectful and inclusive workplace culture free from harassment, discrimination, and abusive conduct. CRO created a Collaborative Problem-Solving Training that helps employees build capacity to increase effective communication and address interpersonal and workplace issues. CRT helps participants understand and gain tools to address implicit bias and inequities at the individual and institutional levels, understand cultural competence, and strive for cultural humility. These efforts translate into more culturally appropriate service delivery to the County's residents, including language access and justice.

**INFRASTRUCTURE:** Supports County offices and departments tasked with planning and developing physical infrastructure by focusing on fairness and equitable access. CRO aids County offices and departments in compliance with the ADA, ensuring County buildings and services are accessible to people with disabilities and provide equitable access to County services, in accordance with Title VI.

**PUBLIC SAFETY:** Support the County's public safety offices and departments in achieving their goals while interacting with the public to create a safe environment for people to achieve their potential, allowing businesses and communities to thrive and grow.



train

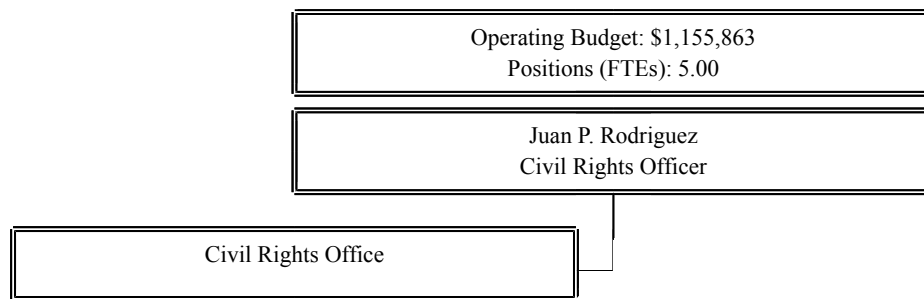


advise

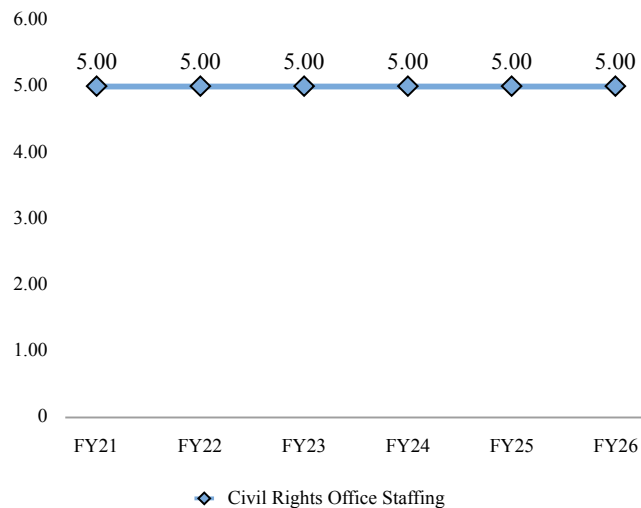


enforce

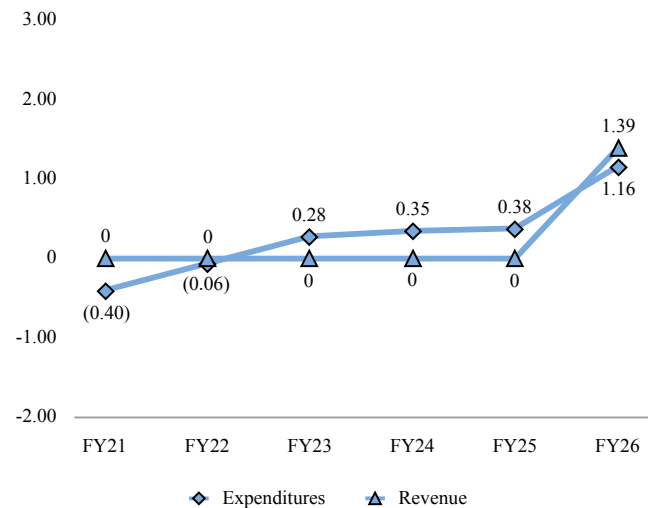




### Staffing Trends



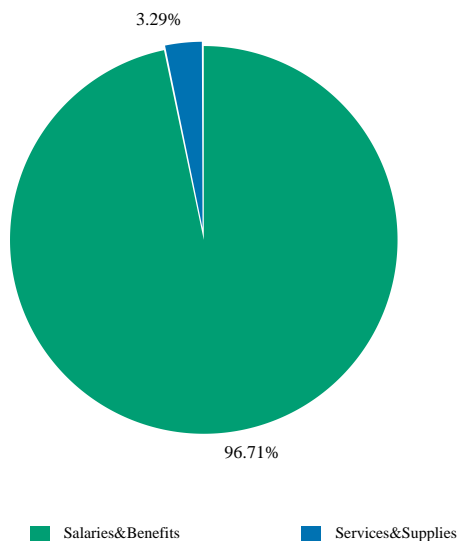
### Expenditure/Revenue History (in millions)



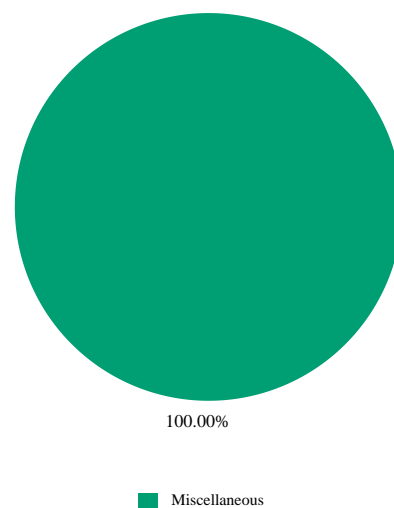
The Civil Rights Office (CRO) develops and utilizes equitable tools and practices to help advance civil rights policies in the County.

Key Performance Measures	2022-2023 Actual	2023-2024 Actual	2024-2025 Mid-Year
Percent of County non-management employees completing the Harassment and Discrimination Prevention training requirement. Target = 75%	90%	88%	83%
Percent of County management employees completing the Harassment and Discrimination Prevention training requirement. Target = 75%	92%	88%	87%
Percent of County non-management employees completing the Civil Rights Training requirement. Target = 50%	87%	86%	73%
Percent of County management employees completing the Civil Rights Training requirement. Target = 75%	86%	82%	76%
Percent of inquiries and complaints of discrimination submitted to the Civil Rights Office processed within 90 days. Target = 75%	79%	91%	85%

## Use of Funds



## Source of Funds



## Use of Funds

Expenditures	Prior Year 2023-2024	Adopted Budget 2024-2025	CY Estimate 2024-2025	Requested Budget 2025-2026	Recommended Budget 2025-2026	Recommended Change from Adopted
Salaries and Employee Benefits	\$ 969,226	\$ 1,016,291	\$ 1,026,562	\$ 1,132,833	\$ 1,117,833	\$ 101,542
Services and Supplies	106,779	112,254	145,963	123,732	38,030	(74,224)
Other Charges	(722,858)	(745,921)	(740,790)	-	-	745,921
Capital Assets	0	0	932	-	-	0
<b>Subtotal</b>	<b>\$ 353,147</b>	<b>\$ 382,624</b>	<b>\$ 432,668</b>	<b>\$ 1,256,565</b>	<b>\$ 1,155,863</b>	<b>\$ 773,239</b>

## Source of Funds

Revenues	Prior Year 2023-2024	Adopted Budget 2024-2025	CY Estimate 2024-2025	Requested Budget 2025-2026	Recommended Budget 2025-2026	Recommended Change from Adopted
Miscellaneous Revenues	\$ -	\$ -	\$ -	\$ 1,385,500	\$ 1,385,500	\$ 1,385,500
<b>Subtotal</b>	<b>\$ -</b>	<b>\$ -</b>	<b>\$ -</b>	<b>\$ 1,385,500</b>	<b>\$ 1,385,500</b>	<b>\$ 1,385,500</b>
General Fund Contributions	353,147	382,624	432,668	(128,935)	(229,637)	(612,261)
<b>Total Source of Funds</b>	<b>\$ 353,147</b>	<b>\$ 382,624</b>	<b>\$ 432,668</b>	<b>\$ 1,256,565</b>	<b>\$ 1,155,863</b>	<b>\$ 773,239</b>

## Summary of Recommendation

The Fiscal Year (FY) 2025-26 Recommended Budget for the Civil Rights Office (CRO) includes \$1,155,863 in appropriations financed by a cost plan credit of \$1,385,500 and a general fund contribution (GFC) of \$(229,637). Both expenses and revenues have grown over the adopted budget due to a change in budgeting methodology now including the cost plan credit as a revenue, where previously cost plan credits were treated as offsetting expenses. Additionally, salaries and benefits increased due to negotiated salary increases and higher pension costs.

The Recommended Budget includes an augmentation of \$18,000 to support CRO's investigation function.

The Recommended Budget includes five positions, no change from the prior year.

## Budget Impacts

The Recommended Budget provides for investigation duties at 75% of the department's request, or \$18,000. This will be challenging if there are multiple investigations. Unfunded augmentations for federal and state mandated functions include HDP training and Title VI compliance. Additionally, the Recommended Budget does not include an allocation for the recent Board of Supervisors-approved Community Impact Action Plan and the Language Access Plan within Title VI.

## Prior Year Accomplishments

Prioritized investigations drove various initiatives, advancing the Board of Supervisors' efforts to promote DEIB in the County.

Conducted a countywide survey that informed various training opportunities and the latest versions of the County's Community Impact Action Plan and Title VI Implementation Plan.

Created and held the first Collaborative Problem-Solving Academy available to County employees.

Launched a new version of the mandated CRT for County employees.

Actively implementing the Mesoamerican Language Access Project (MeLAP) to enhance language access for Indigenous groups in the County.

Partnered with community organizations to better serve historically under-resourced communities and help the County govern equitably for all.

---

## Budget Year Goals

Provide customized training to county offices and departments on cultural competency, cultural humility, and equity issues.

Continue to provide timely, unbiased, informed support and investigations to County employees and the public.

Provide conflict resolution as an alternative outside of the complaint process, as allowed by federal and state laws and County ordinances and policies, as well as ongoing delivery of the Collaborative Problem-Solving trainings and academies to further equip County employees with resolution skills.

Support county offices and departments in compliance with state-mandated HDP and CRT training and implement a structure that allows

offices and departments to stay on track with their compliance throughout the year.

---

## Pending Issues

The Civil Rights Office has unfinished and newly adopted implementation plans with no budget allocation. This includes the Community Impact Action Plan, and the Title VI Implementation Plan, and the upcoming EOP. As a result, services to the public and employees will be impacted and scaled back, and newly adopted implementation plans may need to be placed on hold.

---

## Policy Considerations

Executive orders and policy changes at the federal level undoubtedly affect the work of CRO, and, in conjunction with County fiscal impacts, may result in services and programs being reduced. Presidential orders include: “Ending Radical and Wasteful Government Diversity, Equity, Inclusion Programs And Preferencing” and “Ending Illegal Discrimination And Restoring Merit-Based Opportunity”. While CRO has not engaged in “wasteful DEI programing,” “preferencing” any groups over others, or ignoring “merit” when it promotes equal opportunities, the County cannot anticipate the federal government actions and the effect of those.

The County remains committed to and will continue this vital work through resolutions, action plans, and updated and amended policies to ensure that all residents and employees of the County can pursue a vibrant and healthy life free from unlawful discrimination and harassment.

## Appropriation Expenditure Detail

Entity Description	Entity Code	Fund Code	Prior Year 2023-2024	Adopted Budget		CY Estimate 2024-2025	Requested Budget 2025-2026	Recommended Budget 2025-2026	Recommended Change from Adopted
				2024-2025					
Civil Rights Office	CRO100	1001	\$ 353,147	\$ 382,624	\$	432,668	\$ 1,256,565	\$ 1,155,863	\$ 773,239
Civil Rights Office	108001	1001	353,147	382,624		432,668	1,256,565	1,155,863	773,239
<b>Total</b>			<b>\$ 353,147</b>	<b>\$ 382,624</b>	<b>\$</b>	<b>432,668</b>	<b>\$ 1,256,565</b>	<b>\$ 1,155,863</b>	<b>\$ 773,239</b>

## Adopted 2024-2025 to Recommended 2025-2026 Positions

Classification Code	Classification Label	Adopted Budget 2023-2024	Adopted Budget 2024-2025	Recommended Budget 2025-2026	Change
14B25	EQUAL OPPORTUNITY OFFICER	1.00	1.00	1.00	0.00
14B47	ASSOCIATE EQUAL OPPORTUNITY ANALYST	1.00	-	-	-
14B49	SENIOR EQUAL OPPORTUNITY ANALYST	2.00	3.00	3.00	0.00
80A99	ADMINISTRATIVE SECRETARY-CONFIDENTIAL	1.00	1.00	1.00	0.00
<b>Total</b>		<b>5.00</b>	<b>5.00</b>	<b>5.00</b>	<b>0.00</b>

## Augmentation Requests

Request Code	Request Name	Ranking Type Name	Requested Amount	Requested FTE	Recommended Budget	Recommended FTE
108001-1001-AUG001	Civil Rights Office Administration Function	Status Quo Other	9,302	-	-	-
108001-1001-AUG002	Civil Rights Office Investigations	Status Quo Other	24,000	-	18,000	-
108001-1001-AUG003	Civil Rights Office Training	Status Quo Other	24,000	-	-	-
108001-1001-AUG004	Federal Workforce Reporting Requirements	Status Quo Other	11,000	-	-	-
108001-1001-AUG005	Title VI of the Civil Rights Act Plan Implementation	New Mandated Program/Service w/ General Fund Funding	38,000	-	-	-
108001-1001-AUG006	Community Impact Action Plan Commission Staffing Support	New Program/Service w/ General Fund Funding	10,000	-	-	-
108001-1001-AUG007	(Commission on Disabilities & Equal Opportunity and Civil Rights Advisory Commission)	Status Quo Other	2,400	-	-	-
<b>Grand Total:</b>			<b>118,702</b>	<b>-</b>	<b>18,000</b>	<b>-</b>



This page intentionally left blank.



# Auditor-Controller

## Departmental Overview:

The Office of the Auditor-Controller is an elected office in the Executive Branch of the County of Monterey government. The mandated duties of the position are performed under legal authority outlined in the California Government Code, the Revenue and Taxation Code, and the Monterey County Code, and by uniform Generally Accepted Accounting Principles (GAAP) and other authoritative bodies on a state and federal level. The Auditor-Controller (AC) is the County's Chief Accounting Officer. The AC exercises general supervision over accounting forms and methods of organization for county offices and departments and districts under the control of the Board of Supervisors and districts whose funds are maintained in the County's Treasury. Other responsibilities include disbursement of county funds in Treasury, budgetary control, debt payment administration, compilation and publication of the County's financial statements, cost allocation plan, maintenance of tax rolls, tax rate calculations, apportionment of property tax, payroll preparation, disbursement and maintenance of financial records, and payment of claims against the County. The Board of Supervisors may assign additional responsibilities.

## Programs and Functions:

The Office of the Auditor-Controller consists of five divisions: Auditor-Controller (Administration), Disbursements, General Accounting, Internal Audit, and Systems Management.

The Administration Division is responsible for strategic planning, policy guidance, and facilitating office environments. The Disbursements Division oversees Accounts Payable, Payroll, and Property Tax. The General Accounting Division provides support and financial oversight via the County's official system of record, adhering to policies, procedures, and processes in accordance with GAAP, the County policies, and state and federal guidelines.

The Internal Audit Division executes audit programs for county offices and departments, special districts, and other agencies. The Systems Management Division maintains the County's official financial system record. In addition, the Auditor-Controller performs (non-departmental) functions such as Public Improvement Corporation (PIC) Debt Service; management of consultant service contracts that monitor the County's sales tax revenue; preparing reimbursement claims for the cost of the County's programs mandated by the state; and annual audits.

## Department's Contributions to the County's Prior Strategic Initiatives:

### ADMINISTRATION

The Office of the Auditor-Controller promotes an organization that practices efficient and effective resource management and is recognized for responsiveness, strong customer orientation, accountability and transparency, which includes budget control and control over the official system of record. This commitment is reflected in this Office's Vision, Mission, Value Statements, and the Government Finance Officers Association (GFOA) award winning Annual Comprehensive Financial Report (ACFR).

## Auditor-Controller

Serving  
Monterey  
County



### Property Tax Calculations & Disbursements



### Payroll & Accounts Payable



### Accounting Services

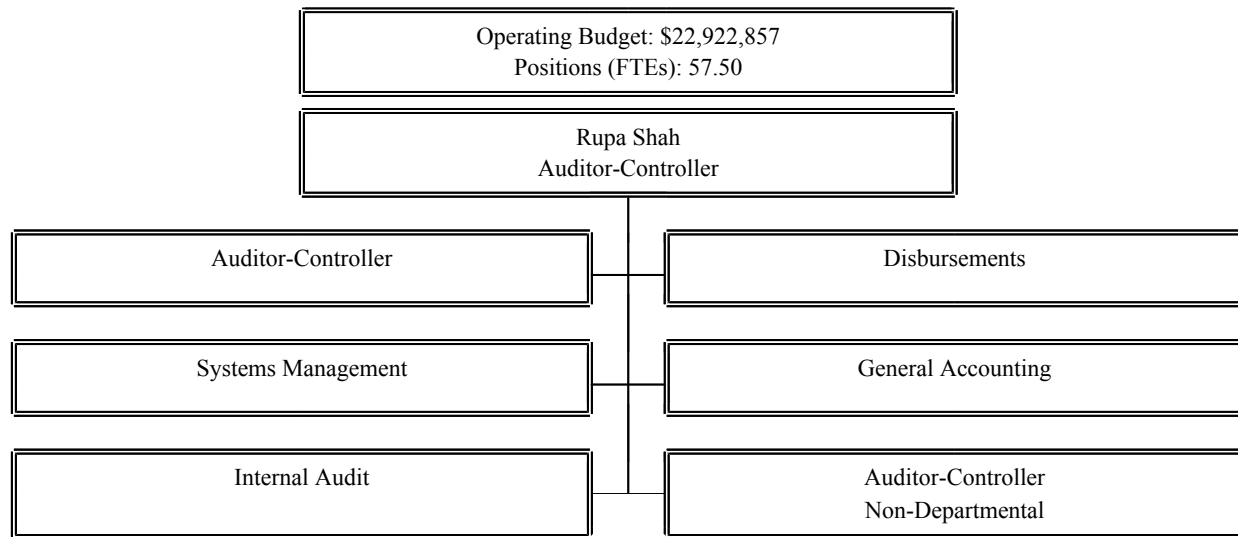


### Audit Services

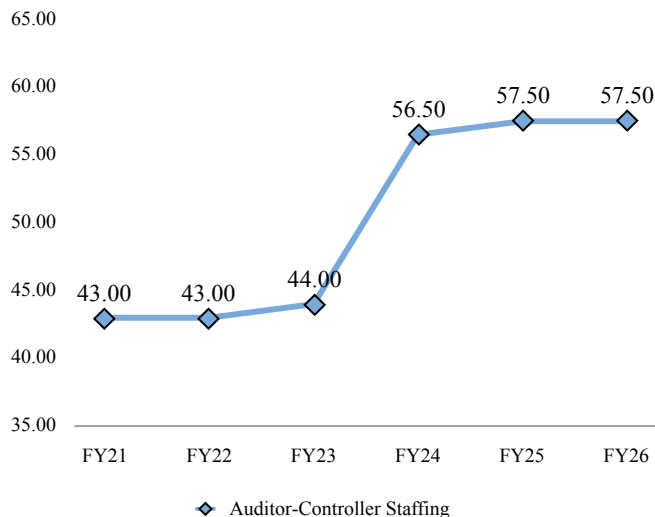


### Debt Services

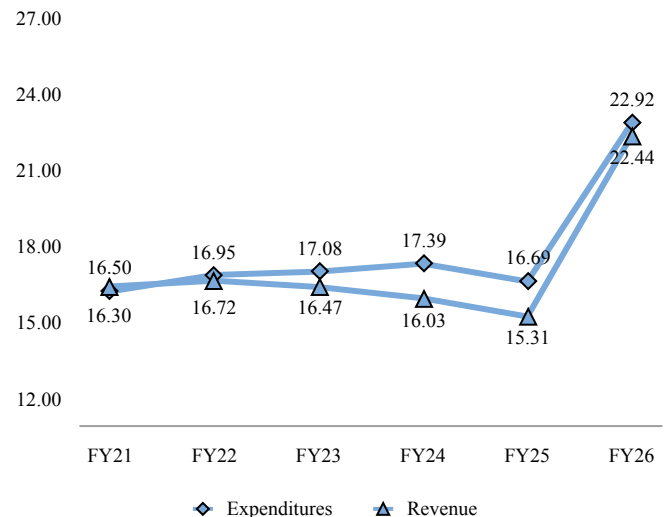




### Staffing Trends



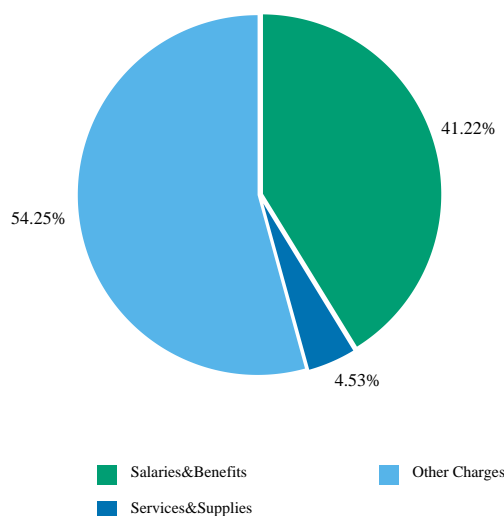
### Expenditure/Revenue History (in millions)



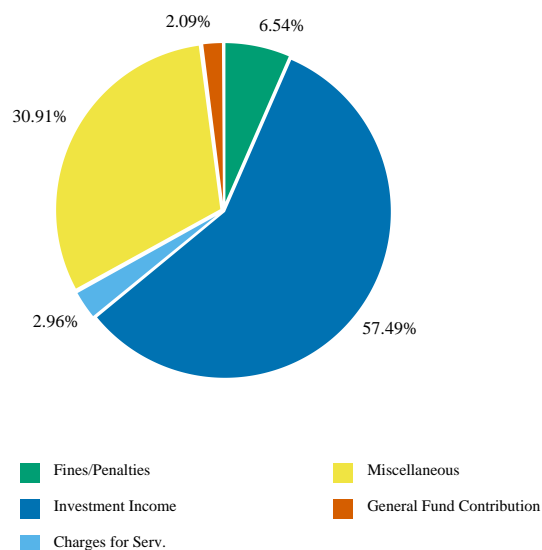
The Office of the Auditor-Controller performs local, state and federally mandated duties, promotes an organization that practices efficient and effective resource management; and is recognized for accountability and transparency.

Key Performance Measures	2022-2023 Actual	2023-2024 Actual	2024-2025 Mid-Year
Number of claims paid by electronic payments. Target = 884	1659	1711	820
Percentage of Direct Deposits to banks. Target = 100%	95%	95%	96%
Standardize pay practices. Target = reduce the number of pay, leave, deduction and benefit events based on MOU.	98,276	99,702	93,965

## Use of Funds



## Source of Funds



## Use of Funds

Expenditures	Prior Year 2023-2024	Adopted Budget 2024-2025	CY Estimate 2024-2025	Requested Budget 2025-2026	Recommended Budget 2025-2026	Recommended Change from Adopted
Salaries and Employee Benefits	\$ 7,784,336	\$ 10,435,341	\$ 9,425,962	\$ 9,448,535	\$ 9,448,535	\$ (986,806)
Services and Supplies	821,761	864,583	910,152	1,038,231	1,038,231	173,648
Other Charges	8,779,454	5,392,073	3,917,713	12,436,091	12,436,091	7,044,018
Capital Assets	0	0	1,859	-	-	0
<b>Subtotal</b>	<b>\$ 17,385,550</b>	<b>\$ 16,691,997</b>	<b>\$ 14,255,685</b>	<b>\$ 22,922,857</b>	<b>\$ 22,922,857</b>	<b>\$ 6,230,860</b>

## Source of Funds

Revenues	Prior Year 2023-2024	Adopted Budget 2024-2025	CY Estimate 2024-2025	Requested Budget 2025-2026	Recommended Budget 2025-2026	Recommended Change from Adopted
Fines	\$ -	\$ 1,500,000	\$ -	\$ 1,500,000	\$ 1,500,000	\$ 0
Revenue from Use of Money & Property	6,485,640	13,189,294	184	13,178,669	13,178,669	(10,625)
Charges For Services	546,542	620,293	620,293	679,018	679,018	58,725
Miscellaneous Revenues	30	-	-	7,086,297	7,086,297	7,086,297
Other Financing Sources	8,993,210	-	-	-	-	-
<b>Subtotal</b>	<b>\$ 16,025,422</b>	<b>\$ 15,309,587</b>	<b>\$ 620,476</b>	<b>\$ 22,443,984</b>	<b>\$ 22,443,984</b>	<b>\$ 7,134,397</b>
Fund Balance	\$ (10,775)	\$ 0	\$ 12,290,838	\$ 0	\$ 0	\$ 0
General Fund Contributions	1,370,903	1,382,410	1,344,370	478,873	478,873	(903,537)
<b>Total Source of Funds</b>	<b>\$ 17,385,550</b>	<b>\$ 16,691,997</b>	<b>\$ 14,255,685</b>	<b>\$ 22,922,857</b>	<b>\$ 22,922,857</b>	<b>\$ 6,230,860</b>

## Summary of Recommendation

The FY 2025-26 Recommended Budget for the Office of the Auditor-Controller is recommended at \$22,922,857 in appropriations, financed by \$22,433,984 in revenue, which includes \$7,086,297 cost plan credits, \$2,223,578 in interfund reimbursements, and a general fund contribution (GFC) of \$478,873. Expenditures increased by \$6,230,860 and Revenue increased by \$7,134,397. Both revenue and expenses have grown due to a change in budgeting methodology, now including cost plan credits as revenue, where previously cost plan credits were treated as offsetting expenses. Salary Expenditures decreased mainly due to vacant positions being budgeted at lower steps, and bond-related expenditures

also decreased offset by increases in negotiated salaries and employee health insurance costs.

## Budget Impacts

The Recommended Budget does not include any augmentation requests.

## Prior Year Accomplishments

Processed W-2 (Wage and Tax Statement) for 6,431 county employees with reported earnings of \$516,269,544.13 for Tax Year 2024.

All special assessments were loaded and balanced, tax rates were approved by the Board of Supervisors, and all 2024-25 tax information was updated in Megabyte, the department's tax system. The secured extension was successfully run in mid-September and secured property tax bills were created.

The FY 2024-25 Tax Rate Book was prepared and published on the Auditor-Controller's website in October 2024.

Property tax apportionments were successfully calculated and distributed on December 20, 2024.

Processed 761 1099 Informational Returns for Tax Year 2024.

Received the Government Finance Officers Association (GFOA) Award for Excellence in Financial Reporting for the FY 2022-23 Annual Comprehensive Financial Report (ACFR).

Assisted with the FY 2023-24 Annual Audit and the Single Audit conducted by the independent auditing firm. The Annual Audit was completed by December 31, 2024. Applied for the Award for Excellence in Financial Reporting from GFOA.

The ACFR for FY 2023-24 was posted to the Auditor-Controller's website on January 3, 2025.

Prepared and submitted the state Financial Transactions report for the County and Special Districts for FY2023-24 by January 31, 2025.

Received the State Controller's Office award for Financial Transactions Reporting for FY 2022-23.

Prepared and submitted the Countywide Cost Allocation Plan for use in FY 2025-26 by December 31, 2024.

Prepared the FY 2024-25 Adopted Budget book by December 1, 2024, and published on the Auditor-Controller's website on December 6, 2024.

Conducted countywide meetings with finance managers regarding year-end preparation and training on the Cost Plan and the Schedule of Expenditures of Federal Awards for Single Audit.

Finetuned the process for printing Internal Revenue Service (IRS) Form W-2s, the Wage and Tax Statements, reducing the printing time from eight to four hours and made W-2s available to county employees prior to the IRS deadline of January 31, 2025.

Corrected unexpected Payroll job run issues such as Affordable Care Act reporting errors, mistakes made in reporting health insurance coverage information, have been corrected and successfully transmitted the file to IRS.

Managed process changes due to replacement of Enterprise Resource Planning (ERP) Budgeting system from CGI to Oracle EPM, managing user access and providing needed support.

Configured 2025 Memorandum of Understanding Bargaining Unit pay updates and special pays.

Conducted quarterly reviews of the Treasurer's cash and investments, as required by state code.

Monitored compliance with the County's Special Districts financial reporting program, as required by state code.

Monitored county office and departments' change and imprest or petty cash funds to ensure compliance with county policy.

Administered and finalized extensions for master service agreements with external audit firms to provide as-needed audit and consulting services.

Assisted county offices and departments with contracting for external audits, administering and overseeing these audits, and providing technical audit assistance.

Supported Oracle implementation by analyzing, extracting, and cleaning data. Processed FY 2024-25 updates including Position Budgeting to CGI HRM and loading budgeted amounts into CGI Financials.

Obtained Board of Supervisors approval of the new Biannual Internal Audit Work Plan for FY 2024-25 & FY 2025-26.

Completed work prioritized in the Board-approved Internal Audit Work Plan for FY 2024-25.

Commenced audits of the Information Technology Department's indirect cost allocation process and provided departmental oversight of outside bank accounts.

---

## Budget Year Goals

Meet with office and department Timekeepers, Finance Managers, and Benefit Coordinators to disseminate information regarding Memorandum of Understanding (MOU) and Fair Labor Standards Act (FLSA) changes and continue training on the County's Travel and Business Expense Reimbursement Policy. Recorded Zoom meetings will be posted for reference and training.

By September 2025, special assessments should be loaded and balanced, tax rates approved by the Board of Supervisors, and FY 2025-26 information updated in the property tax system to run the secured extension process for creating the secured property tax roll.

Calculate FY 2025-26 apportionment factors and compile information by December 31, 2025, to complete the Tax Rate Book for FY 2025-26 and publish on Auditor-Controller's website.

Update and distribute the Accounts Payable Training Manual to countywide finance staff. Updated training documents will be posted for reference and training.

Successfully implement and transition to the Oracle Cloud Fusion System.

Prepare the ACFR for FY 2024-25 and receive an unmodified opinion by December 31, 2025. Apply for and receive the Award for Excellence in Financial Reporting from GFOA.

By December 31, 2025, assist with completing of the FY 2024-25 Annual Audit for the ACFR and compile the Schedule of Expenditures of Federal Awards (SEFA) for use by the external auditors for the Single Audit.

Prepare the State Financial Transactions report for the County and Special Districts for FY 2024-25 by January 31, 2026.

Prepare the Countywide Cost Allocation Plan for use in FY2026-27, by December 31, 2025.

Prepare the FY 2025-26 Adopted Budget book by December 1, 2025, and publish on the Auditor-Controller's website by December 31, 2025.

Meet with department finance managers to continue education efforts and disseminate information regarding accounting and financial reporting procedures and changes in accounting standards.

Provide direction and support in implementing the new Oracle Fusion applications, specifically with improved system's security using role-based access control, workflow, interfaces, data analysis, and reporting for the County's payroll, time and attendance, position control in the compensation systems, financials, and budgeting systems.

Implement new automated Chart of Accounts request process and synchronization of the elements across modules.

Partner with all County departments in implementing system configurations for maximum the utilization of new software capabilities in the new Oracle Fusion systems, increasing effectiveness and efficiencies of the County's business processes.

Continue to lead the operational support for annual calendar year end handling of Wage and Tax Statements Form W-2, Employer-Provided Health Insurance Offer and Coverage Form 1095-C's, critical tax reporting, the Medical Benefits Open Enrollment, fiscal year end position control project management, closing of the fiscal year, preparation of the budgeting module and transfer of adopted positions and budgets for use in the new fiscal year.

Manage process changes and challenges due to the replacement of the software and provide training and systems support.

Due to phased go-live approach, maintain the data integrity and synchronization in Oracle systems while providing support in CGI systems.

Complete the audits identified in the FY25 Internal Audit Work Plan to improve the County's internal control. Begin other audits identified in FY26 Internal Audit Work Plan.

Continue to complete the quarterly reviews of the Treasurer's cash and investments, as required by state code.

Continue monitoring compliance for the County's Special Districts financial reporting program, as required by state code.

Continue to monitor office and departments' change and imprest funds to ensure compliance with county policy.

Continue to assist county offices and departments with contracting for external audits, administering and overseeing these audits, and providing technical audit assistance.

Finalize and obtain Board of Supervisors approval of a new biannual Internal Audit Work Plan, which identifies and prioritizes the internal audit work for FY27 and FY28.

---

## Pending Issues

Pending completion of the State Controller's approval of the preliminary Countywide Cost Allocation Plan for use in FY2025-26.

---

## Policy Considerations

There are no policy considerations.

## Appropriation Expenditure Detail

Entity Description	Entity Code	Fund Code	Prior Year 2023-2024	Adopted Budget 2024-2025	CY Estimate 2024-2025	Requested Budget 2025-2026	Recommended Budget 2025-2026	Recommended Change from Adopted
<b>Auditor-Controller</b>	<b>AUD100</b>	<b>1001</b>	<b>\$ 1,706,671</b>	<b>\$ 1,812,040</b>	<b>\$ 1,759,217</b>	<b>\$ 7,864,483</b>	<b>\$ 7,864,483</b>	<b>\$ 6,052,443</b>
Auditor-Controller Administration	111001	1001	128,463	(4,891,156)	69,497	1,273,349	1,273,349	6,164,505
Disbursements	111003	1001	688,927	3,006,786	650,942	3,287,662	3,287,662	280,876
Systems Management	111004	1001	153,525	974,006	(15,685)	886,599	886,599	(87,407)
General Accounting	111005	1001	708,142	2,154,202	829,608	1,965,261	1,965,261	(188,941)
Internal Audit	111006	1001	27,615	568,202	224,855	451,613	451,613	(116,589)
<b>Annual County Audit</b>	<b>AUD101</b>	<b>1001</b>	<b>210,804</b>	<b>190,663</b>	<b>205,446</b>	<b>379,705</b>	<b>379,705</b>	<b>189,042</b>
Annual County Audit	111010	1001	210,804	190,663	205,446	379,705	379,705	189,042
<b>Debt Management</b>	<b>AUD102</b>	<b>1805</b>	<b>15,468,075</b>	<b>14,689,294</b>	<b>12,291,022</b>	<b>14,678,669</b>	<b>14,678,669</b>	<b>(10,625)</b>
Public Improvement Corporation Debt Service	111020	1805	15,468,075	14,689,294	12,291,022	14,678,669	14,678,669	(10,625)
<b>Total</b>			<b>\$ 17,385,550</b>	<b>\$ 16,691,997</b>	<b>\$ 14,255,685</b>	<b>\$ 22,922,857</b>	<b>\$ 22,922,857</b>	<b>\$ 6,230,860</b>

## Adopted 2024-2025 to Recommended 2025-2026 Positions

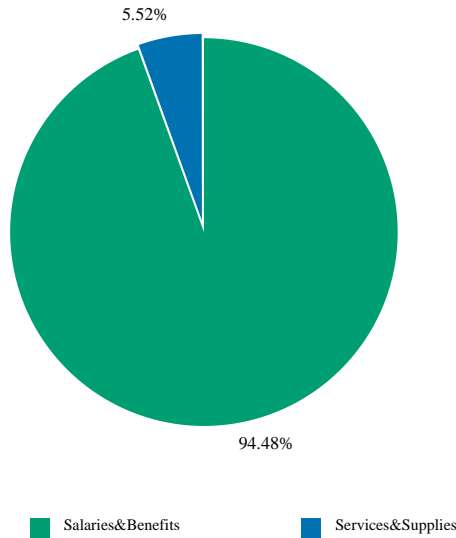
Classification Code	Classification Label	Adopted Budget 2023-2024	Adopted Budget 2024-2025	Recommended Budget 2025-2026	Change
10B02	AUDITOR-CONTROLLER	1.00	1.00	1.00	0.00
12A02	ASSISTANT AUDITOR-CONTROLLER	1.00	1.00	1.00	0.00
14B32	SENIOR PERSONNEL ANALYST	0.50	0.50	0.50	0.00
14C71	ADMINISTRATIVE SERVICES OFFICER	1.00	1.00	1.00	0.00
14P32	ERP BUSINESS ANALYST	8.00	8.00	8.00	0.00
16F41	DEPARTMENTAL INFORMATION SYSTEMS MANAGER II	1.00	1.00	1.00	0.00
20B21	ACCOUNTANT AUDITOR II	2.00	2.00	2.00	0.00
20B22	ACCOUNTANT AUDITOR III	9.00	9.00	9.00	0.00
20B24	AUDITOR-CONTROLLER ANALYST I	8.00	8.00	8.00	0.00
20B25	AUDITOR-CONTROLLER ANALYST II	5.00	5.00	5.00	0.00
20B31	INTERNAL AUDITOR II	1.00	1.00	1.00	0.00
20B32	INTERNAL AUDITOR III	-	1.00	1.00	0.00
20B97	CHIEF DEPUTY AUDITOR-CONTROLLER	4.00	4.00	4.00	0.00
80J21	ACCOUNT CLERK	1.00	1.00	1.00	0.00
80J30	ACCOUNTING TECHNICIAN	5.00	5.00	5.00	0.00
80J96	PAYROLL TECHNICIAN-CONFIDENTIAL	6.00	6.00	6.00	0.00
80J97	SENIOR PAYROLL TECHNICIAN - CONFIDENTIAL	2.00	2.00	2.00	0.00
80J98	SUPERVISING PAYROLL COORDINATOR-CONFIDENTIAL	1.00	1.00	1.00	0.00
<b>Total</b>		<b>56.50</b>	<b>57.50</b>	<b>57.50</b>	<b>0.00</b>

## Augmentation Requests

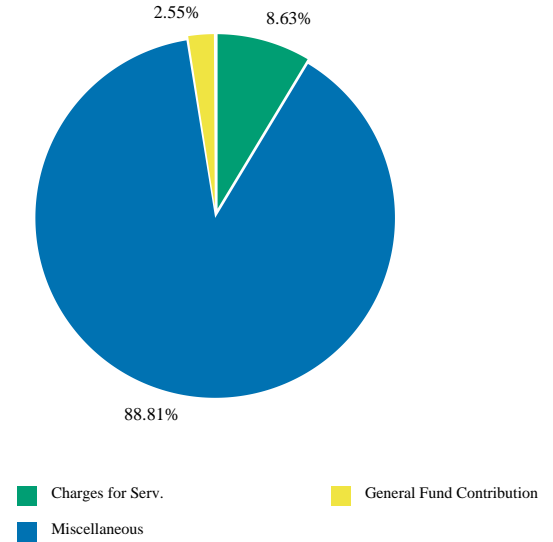
Request Code	Request Name	Ranking Type Name	Requested Amount	Requested FTE	Recommended Budget	Recommended FTE
<b>Grand Total:</b>			<b>-</b>	<b>-</b>	<b>-</b>	<b>-</b>

# Auditor-Controller Departmental

## Use of Funds



## Source of Funds



## Use of Funds

Expenditures	Prior Year 2023-2024	Adopted Budget 2024-2025	CY Estimate 2024-2025	Requested Budget 2025-2026	Recommended Budget 2025-2026	Recommended Change from Adopted
Salaries and Employee Benefits	\$ 7,784,336	\$ 10,435,341	\$ 9,425,962	\$ 9,448,535	\$ 9,448,535	\$ (986,806)
Services and Supplies	542,948	486,502	528,428	551,563	551,563	65,061
Other Charges	(6,620,613)	(9,109,803)	(8,197,031)	(2,135,615)	(2,135,615)	6,974,188
Capital Assets	0	0	1,859	-	-	0
<b>Subtotal</b>	<b>\$ 1,706,671</b>	<b>\$ 1,812,040</b>	<b>\$ 1,759,217</b>	<b>\$ 7,864,483</b>	<b>\$ 7,864,483</b>	<b>\$ 6,052,443</b>

## Source of Funds

Revenues	Prior Year 2023-2024	Adopted Budget 2024-2025	CY Estimate 2024-2025	Requested Budget 2025-2026	Recommended Budget 2025-2026	Recommended Change from Adopted
Charges For Services	\$ 546,542	\$ 620,293	\$ 620,293	\$ 679,018	\$ 679,018	\$ 58,725
Miscellaneous Revenues	30	-	-	6,984,576	6,984,576	6,984,576
<b>Subtotal</b>	<b>\$ 546,572</b>	<b>\$ 620,293</b>	<b>\$ 620,293</b>	<b>\$ 7,663,594</b>	<b>\$ 7,663,594</b>	<b>\$ 7,043,301</b>
General Fund Contributions	1,160,099	1,191,747	1,138,925	200,889	200,889	(990,858)
<b>Total Source of Funds</b>	<b>\$ 1,706,671</b>	<b>\$ 1,812,040</b>	<b>\$ 1,759,217</b>	<b>\$ 7,864,483</b>	<b>\$ 7,864,483</b>	<b>\$ 6,052,443</b>

## Description:

The Office of the Auditor-Controller is organized into five divisions: Auditor-Controller (Administration), Disbursement, General Accounting, Internal Audit, and Systems Management

## Summary of Recommendation

The FY 2025-26 Recommended Budget for the Office of the Auditor-Controller departmental units is \$7,864,483, an increase of \$6,052,443. Both revenue and expenses have grown due to a change in budgeting methodology, now including cost plan credits as revenue, where previously cost plan credits were treated as offsetting expenses. Revenue increased mainly due to cost plan credits and interfund reimbursements for staff working on the new Oracle Fusion implementation.

## Appropriation Expenditure Detail

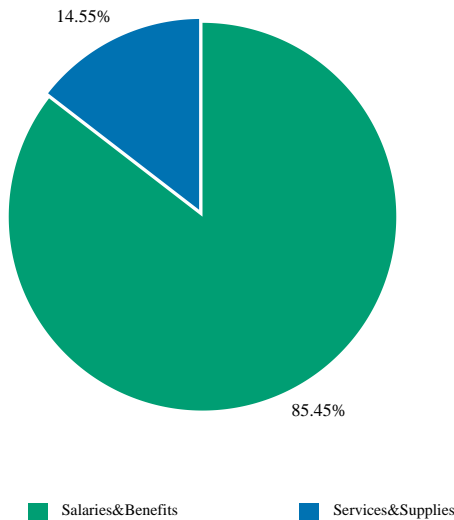
Appropriation Unit	Prior Year 2023-2024	Adopted Budget 2024-2025	CY Estimate 2024-2025	Requested Budget 2025-2026	Recommended Budget 2025-2026	Recommended Change from Adopted	Fund Code	Budget Unit Code
AUD100 - Auditor-Controller	\$ 128,463	\$ (4,891,156)	\$ 69,497	\$ 1,273,349	\$ 1,273,349	\$ 6,164,505	1001	111001
AUD100 - Auditor-Controller	688,927	3,006,786	650,942	3,287,662	3,287,662	280,876	1001	111003
AUD100 - Auditor-Controller	153,525	974,006	(15,685)	886,599	886,599	(87,407)	1001	111004
AUD100 - Auditor-Controller	708,142	2,154,202	829,608	1,965,261	1,965,261	(188,941)	1001	111005
AUD100 - Auditor-Controller	27,615	568,202	224,855	451,613	451,613	(116,589)	1001	111006
<b>Subtotal</b>	<b>\$ 1,706,671</b>	<b>\$ 1,812,040</b>	<b>\$ 1,759,217</b>	<b>\$ 7,864,483</b>	<b>\$ 7,864,483</b>	<b>\$ 6,052,443</b>		



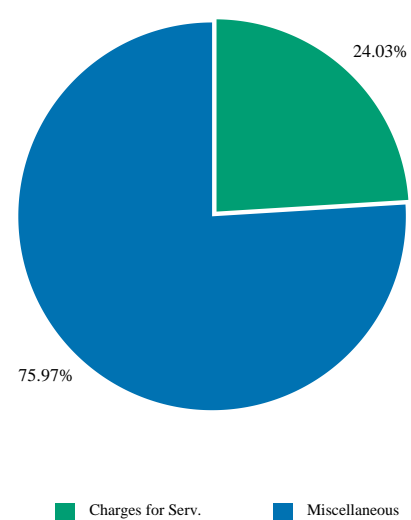
# Auditor-Controller Administration

## (Budget Unit 111001 - Fund 1001 - Appropriation Unit AUD100)

### Use of Funds



### Source of Funds



### Use of Funds

Expenditures	Prior Year 2023-2024	Adopted Budget 2024-2025	CY Estimate 2024-2025	Requested Budget 2025-2026	Recommended Budget 2025-2026	Recommended Change from Adopted
Salaries and Employee Benefits	\$ 1,054,973	\$ 1,044,281	\$ 1,096,493	\$ 1,088,102	\$ 1,088,102	\$ 43,821
Services and Supplies	157,460	165,993	178,460	185,247	185,247	19,254
Other Charges	(1,083,970)	(6,101,430)	(1,207,315)	-	-	6,101,430
Capital Assets	0	0	1,859	-	-	0
<b>Subtotal</b>	<b>\$ 128,463</b>	<b>\$ (4,891,156)</b>	<b>\$ 69,497</b>	<b>\$ 1,273,349</b>	<b>\$ 1,273,349</b>	<b>\$ 6,164,505</b>

### Source of Funds

Revenues	Prior Year 2023-2024	Adopted Budget 2024-2025	CY Estimate 2024-2025	Requested Budget 2025-2026	Recommended Budget 2025-2026	Recommended Change from Adopted
Charges For Services	\$ 361,973	\$ 387,124	\$ 387,124	\$ 415,537	\$ 415,537	\$ 28,413
Miscellaneous Revenues	30	-	-	1,313,847	1,313,847	1,313,847
<b>Subtotal</b>	<b>\$ 362,003</b>	<b>\$ 387,124</b>	<b>\$ 387,124</b>	<b>\$ 1,729,384</b>	<b>\$ 1,729,384</b>	<b>\$ 1,342,260</b>
General Fund Contributions	(233,540)	(5,278,280)	(317,627)	(456,035)	(456,035)	4,822,245
<b>Total Source of Funds</b>	<b>\$ 128,463</b>	<b>\$ (4,891,156)</b>	<b>\$ 69,497</b>	<b>\$ 1,273,349</b>	<b>\$ 1,273,349</b>	<b>\$ 6,164,505</b>

### Unit Description

Auditor-Controller (Administration) Division is responsible for Department administration, strategic planning, and policy guidance. Responsibilities include employee development, budget development and management, general administrative support services, contract development, and high-level staff supervision. Administration provides overall guidance and direction to the County's System of Record, Enterprise Resource Planning (ERP), which includes: Performance Budget, Advantage Financial and Advantage Human Resource Management (HRM), SymPro Debt and Investment, and Convey Taxport.

The Division interfaces with the cities, Monterey County Department of Education, school districts, Monterey Regional Airport District, Monterey Regional Water Pollution Control Agency, and independent special districts including fire districts, recreation districts, and regional park districts, providing consultation for financing, property taxes and Successor (former Redevelopment) Agency issues.

---

## Recommended FY 2025-2026 Positions

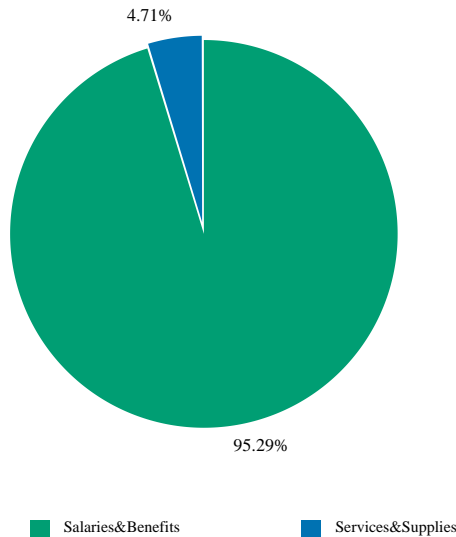
Classification Code	Classification Label	FTE
10B02	AUDITOR-CONTROLLER	1.00
12A02	ASSISTANT AUDITOR-CONTROLLER	1.00
14B32	SENIOR PERSONNEL ANALYST	0.50
14C71	ADMINISTRATIVE SERVICES OFFICER	1.00
80J21	ACCOUNT CLERK	1.00
	Total	4.50

---

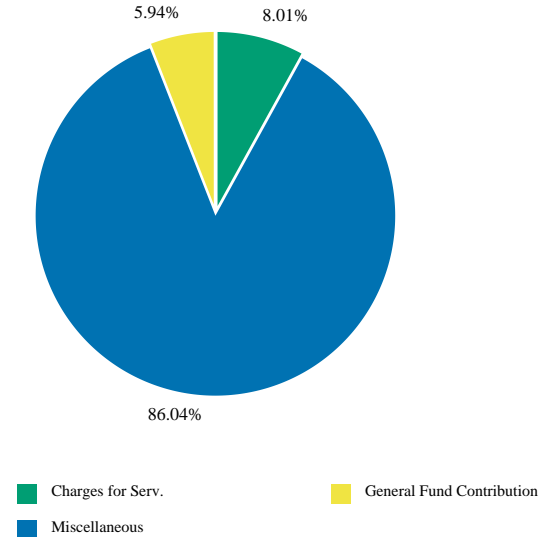
# Disbursements

(Budget Unit 111003 - Fund 1001 - Appropriation Unit AUD100)

## Use of Funds



## Source of Funds



## Use of Funds

Expenditures	Prior Year 2023-2024	Adopted Budget 2024-2025	CY Estimate 2024-2025	Requested Budget 2025-2026	Recommended Budget 2025-2026	Recommended Change from Adopted
Salaries and Employee Benefits	\$ 2,897,897	\$ 3,702,785	\$ 3,588,015	\$ 3,852,885	\$ 3,852,885	\$ 150,100
Services and Supplies	244,993	176,757	183,652	190,639	190,639	13,882
Other Charges	(2,453,963)	(872,756)	(3,120,724)	(755,863)	(755,863)	116,893
<b>Subtotal</b>	<b>\$ 688,927</b>	<b>\$ 3,006,786</b>	<b>\$ 650,942</b>	<b>\$ 3,287,662</b>	<b>\$ 3,287,662</b>	<b>\$ 280,876</b>

## Source of Funds

Revenues	Prior Year 2023-2024	Adopted Budget 2024-2025	CY Estimate 2024-2025	Requested Budget 2025-2026	Recommended Budget 2025-2026	Recommended Change from Adopted
Charges For Services	\$ 184,569	\$ 233,169	\$ 233,169	\$ 263,481	\$ 263,481	\$ 30,312
Miscellaneous Revenues	-	-	-	2,828,833	2,828,833	2,828,833
<b>Subtotal</b>	<b>\$ 184,569</b>	<b>\$ 233,169</b>	<b>\$ 233,169</b>	<b>\$ 3,092,314</b>	<b>\$ 3,092,314</b>	<b>\$ 2,859,145</b>
General Fund Contributions	504,358	2,773,617	417,773	195,348	195,348	(2,578,269)
<b>Total Source of Funds</b>	<b>\$ 688,927</b>	<b>\$ 3,006,786</b>	<b>\$ 650,942</b>	<b>\$ 3,287,662</b>	<b>\$ 3,287,662</b>	<b>\$ 280,876</b>

## Unit Description

The Disbursements Division is responsible for Accounts Payable, Payroll, and Property Tax and provides services to independent special districts. The Accounts Payable section audits and prepares vendor payments, credit card payments, and required Internal Revenue Service (IRS) and California State Franchise Tax Board report information.

The Payroll section prepares bi-weekly checks, calculates benefit and year-end tax information, reviews and processes employee reimbursement claim payments, and reconciles payroll functions. It calculates and reports required payroll taxes, CalPERS payments, employee benefit payments, and annual IRS and Franchise Tax Board reports. Garnishments, liens, and levies are also processed.

The Property Tax Section is responsible for calculating property taxes and processing property tax refunds, maintaining the property tax rolls and allocation systems, and allocating and accounting for property tax apportionments. This section publishes the Monterey County Tax Rates book each year based on additional information provided by the County Assessor and from direct taxing entities (cities, special districts, fire districts, school districts, etc.). After collecting property taxes, this section accounts for and apportions (distributes) property taxes to the appropriate taxing entities. No property tax funds may be disbursed without the approval of the Auditor-Controller's Office.

As a result of the dissolution of redevelopment agencies in the state, the Auditor-Controller's Office has been given a variety of additional responsibilities. The Auditor-Controller administers the Redevelopment Property Tax Trust Fund for the benefit of the holders of the former

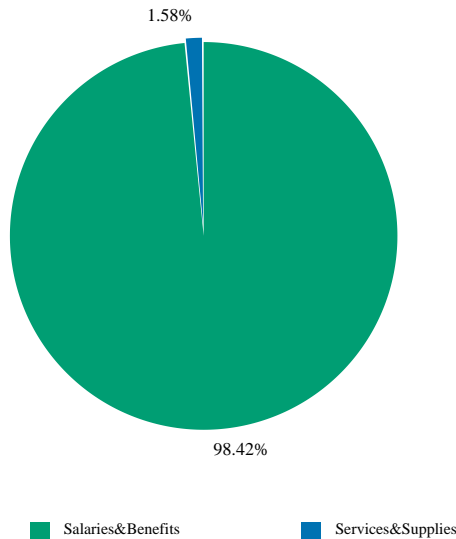
redevelopment agency enforceable obligations and taxing entities that receive pass-through payments and distributions of property taxes pursuant to legislation.

Recommended FY 2025-2026 Positions		
Classification Code	Classification Label	FTE
20B21	ACCOUNTANT AUDITOR II	2.00
20B22	ACCOUNTANT AUDITOR III	3.00
20B24	AUDITOR-CONTROLLER ANALYST I	3.00
20B25	AUDITOR-CONTROLLER ANALYST II	2.00
20B97	CHIEF DEPUTY AUDITOR-CONTROLLER	1.00
80J30	ACCOUNTING TECHNICIAN	4.00
80J96	PAYROLL TECHNICIAN-CONFIDENTIAL	6.00
80J97	SENIOR PAYROLL TECHNICIAN - CONFIDENTIAL	2.00
80J98	SUPERVISING PAYROLL COORDINATOR-CONFIDENTIAL	1.00
Total		24.00

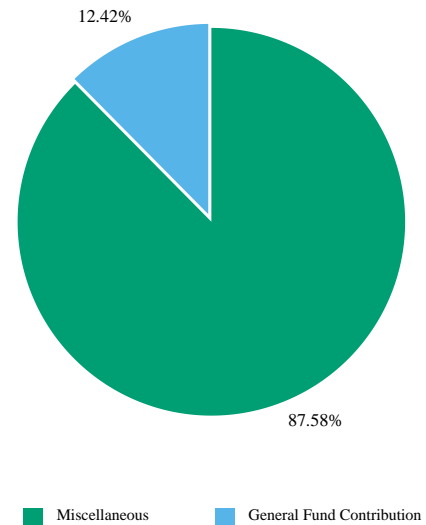
# Systems Management

(Budget Unit 111004 - Fund 1001 - Appropriation Unit AUD100)

## Use of Funds



## Source of Funds



## Use of Funds

Expenditures	Prior Year 2023-2024	Adopted Budget 2024-2025	CY Estimate 2024-2025	Requested Budget 2025-2026	Recommended Budget 2025-2026	Recommended Change from Adopted
Salaries and Employee Benefits	\$ 1,217,886	\$ 1,792,098	\$ 1,556,929	\$ 1,637,056	\$ 1,637,056	\$ (155,042)
Services and Supplies	21,852	27,289	25,398	26,205	26,205	(1,084)
Other Charges	(1,086,213)	(845,381)	(1,598,012)	(776,662)	(776,662)	68,719
<b>Subtotal</b>	<b>\$ 153,525</b>	<b>\$ 974,006</b>	<b>\$ (15,685)</b>	<b>\$ 886,599</b>	<b>\$ 886,599</b>	<b>\$ (87,407)</b>

## Source of Funds

Revenues	Prior Year 2023-2024	Adopted Budget 2024-2025	CY Estimate 2024-2025	Requested Budget 2025-2026	Recommended Budget 2025-2026	Recommended Change from Adopted
Miscellaneous Revenues	\$ -	\$ -	\$ -	\$ 776,502	\$ 776,502	\$ 776,502
<b>Subtotal</b>	<b>\$ -</b>	<b>\$ -</b>	<b>\$ -</b>	<b>\$ 776,502</b>	<b>\$ 776,502</b>	<b>\$ 776,502</b>
General Fund Contributions	153,525	974,006	(15,685)	110,097	110,097	(863,909)
<b>Total Source of Funds</b>	<b>\$ 153,525</b>	<b>\$ 974,006</b>	<b>\$ (15,685)</b>	<b>\$ 886,599</b>	<b>\$ 886,599</b>	<b>\$ (87,407)</b>

## Unit Description

The Office of the Auditor-Controller maintains the official financial system of record of the County. It is responsible for the business computer systems that support the accumulation and reporting of these official records. These systems include Megabyte Property Tax system, SymPro Debt, and the Enterprise Resource Planning (ERP) system, namely CGI Advantage, to include the following modules: Performance Budget, Advantage Financial, Advantage HRM, Vendor Self Service, Employee Self Service, InfoAdvantage reporting.

Systems Management provides procurement, development, implementation, and production support for countywide and office- and department-administered systems in collaboration with the Information

Technology Department, other agencies, and vendors. Systems Management is staffed by ERP Business Analysts who provide countywide end-user business solutions, assure business requirements are met, and operations are effective and efficient.

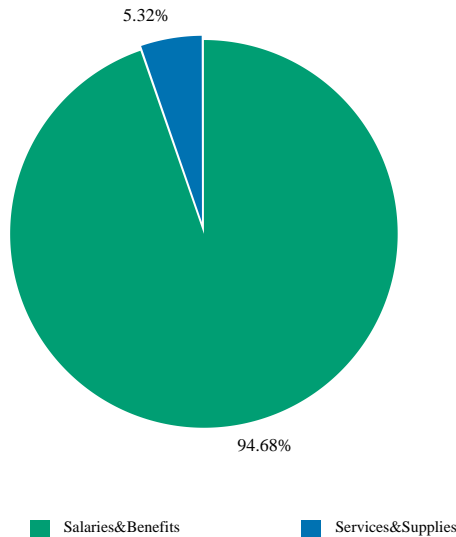
## Recommended FY 2025-2026 Positions

Classification Code	Classification Label	FTE
14P32	ERP BUSINESS ANALYST	8.00
16F41	DEPARTMENTAL INFORMATION SYSTEMS MANAGER II	1.00
<b>Total</b>		<b>9.00</b>

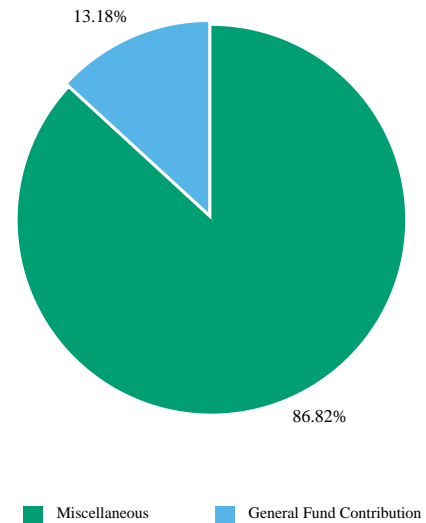
# General Accounting

(Budget Unit 111005 - Fund 1001 - Appropriation Unit AUD100)

## Use of Funds



## Source of Funds



## Use of Funds

Expenditures	Prior Year 2023-2024	Adopted Budget 2024-2025	CY Estimate 2024-2025	Requested Budget 2025-2026	Recommended Budget 2025-2026	Recommended Change from Adopted
Salaries and Employee Benefits	\$ 2,293,893	\$ 3,338,991	\$ 2,653,165	\$ 2,431,831	\$ 2,431,831	\$ (907,160)
Services and Supplies	112,618	105,447	129,596	136,520	136,520	31,073
Other Charges	(1,698,370)	(1,290,236)	(1,953,153)	(603,090)	(603,090)	687,146
<b>Subtotal</b>	<b>\$ 708,142</b>	<b>\$ 2,154,202</b>	<b>\$ 829,608</b>	<b>\$ 1,965,261</b>	<b>\$ 1,965,261</b>	<b>\$ (188,941)</b>

## Source of Funds

Revenues	Prior Year 2023-2024	Adopted Budget 2024-2025	CY Estimate 2024-2025	Requested Budget 2025-2026	Recommended Budget 2025-2026	Recommended Change from Adopted
Miscellaneous Revenues	\$ -	\$ -	\$ -	\$ 1,706,272	\$ 1,706,272	\$ 1,706,272
<b>Subtotal</b>	<b>\$ -</b>	<b>\$ -</b>	<b>\$ -</b>	<b>\$ 1,706,272</b>	<b>\$ 1,706,272</b>	<b>\$ 1,706,272</b>
General Fund Contributions	708,142	2,154,202	829,608	258,989	258,989	(1,895,213)
<b>Total Source of Funds</b>	<b>\$ 708,142</b>	<b>\$ 2,154,202</b>	<b>\$ 829,608</b>	<b>\$ 1,965,261</b>	<b>\$ 1,965,261</b>	<b>\$ (188,941)</b>

## Unit Description

General Accounting maintains the County's official system of record, produces, approves, and enforces accounting policies, procedures, and processes, ensures financial reporting by Generally Accepted Accounting Principles (GAAP), and ensures the County policies and state and federal guidelines are followed.

The Unit also prepares the Adopted Budget Book, enforces budgetary controls, and reconciles fixed asset activity to the County's inventory. General Accounting is responsible for the preparation of the Annual Comprehensive Financial Report (ACFR) and compilation of program data for the Single Audit Report by Uniform Guidance. The Unit prepares the Countywide Cost Allocation Plan (CAP) by Office of Management and Budget (OMB) Title 2 Code of Federal Regulations (CFR) Part 200 - Uniform Administrative Requirements, Cost Principles, and Audit County of Monterey Recommended Budget FY 2025-26

Requirements for Federal Awards, which is used to claim reimbursement of indirect costs from the federal and state governments.

This Unit is also responsible for continuing debt disclosure filings for the and making the debt payments for the County and school districts. In addition, the Unit calculates the GANN Limit (a spending cap on state and local government revenue, established by Proposition 4 - Government Spending 'Gann Limit' Initiative in 1979) for the County and Board of Supervisors governed special districts, prepares the State Controller Financial Transactions Reports, monitors countywide external checking accounts, coordinates Countywide Senate Bill (SB) 90 (Statutes of 1972) the Mandated Cost Reimbursement law, claiming activities, performs public safety accounting and reporting for Proposition 172 - the Local Public Safety Protection and Improvement Act of 1993, performs Realignment Sales Tax accounting, and monitors the County's franchise fee collection.

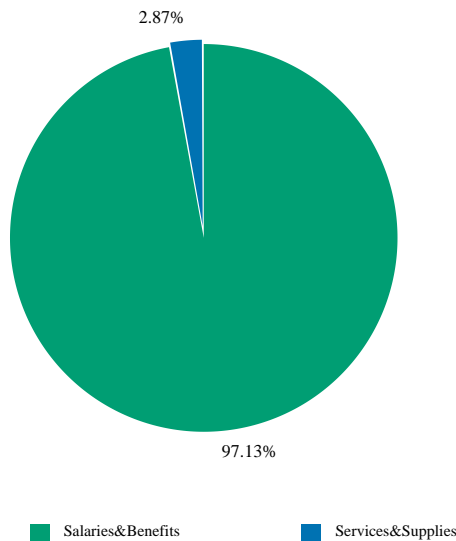
## Recommended FY 2025-2026 Positions

Classification Code	Classification Label	FTE
20B22	ACCOUNTANT AUDITOR III	6.00
20B24	AUDITOR-CONTROLLER ANALYST I	5.00
20B25	AUDITOR- CONTROLLER ANALYST II	3.00
20B97	CHIEF DEPUTY AUDITOR- CONTROLLER	2.00
80J30	ACCOUNTING TECHNICIAN	1.00
	Total	17.00

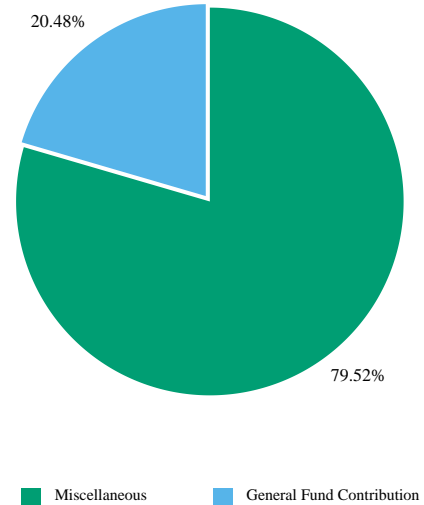
# Internal Audit

(Budget Unit 111006 - Fund 1001 - Appropriation Unit AUD100)

## Use of Funds



## Source of Funds



## Use of Funds

Expenditures	Prior Year 2023-2024	Adopted Budget 2024-2025	CY Estimate 2024-2025	Requested Budget 2025-2026	Recommended Budget 2025-2026	Recommended Change from Adopted
Salaries and Employee Benefits	\$ 319,687	\$ 557,186	\$ 531,360	\$ 438,661	\$ 438,661	\$ (118,525)
Services and Supplies	6,024	11,016	11,323	12,952	12,952	1,936
Other Charges	(298,096)	0	(317,827)	-	-	0
<b>Subtotal</b>	<b>\$ 27,615</b>	<b>\$ 568,202</b>	<b>\$ 224,855</b>	<b>\$ 451,613</b>	<b>\$ 451,613</b>	<b>\$ (116,589)</b>

## Source of Funds

Revenues	Prior Year 2023-2024	Adopted Budget 2024-2025	CY Estimate 2024-2025	Requested Budget 2025-2026	Recommended Budget 2025-2026	Recommended Change from Adopted
Miscellaneous Revenues	\$ -	\$ -	\$ -	\$ 359,122	\$ 359,122	\$ 359,122
<b>Subtotal</b>	<b>\$ -</b>	<b>\$ -</b>	<b>\$ -</b>	<b>\$ 359,122</b>	<b>\$ 359,122</b>	<b>\$ 359,122</b>
General Fund Contributions	27,615	568,202	224,855	92,491	92,491	(475,711)
<b>Total Source of Funds</b>	<b>\$ 27,615</b>	<b>\$ 568,202</b>	<b>\$ 224,855</b>	<b>\$ 451,613</b>	<b>\$ 451,613</b>	<b>\$ (116,589)</b>

## Unit Description

The Internal Audit Unit promotes efficiency and effectiveness by developing and executing audit programs designed to examine, verify, and analyze financial records, operating procedures, and systems of internal control for county offices and departments, special districts, and other agencies. Audit reports presented to management include unbiased, objective analyses, appraisals, comments, and recommendations about departmental achievement of stated objectives and effectiveness of existing internal controls.

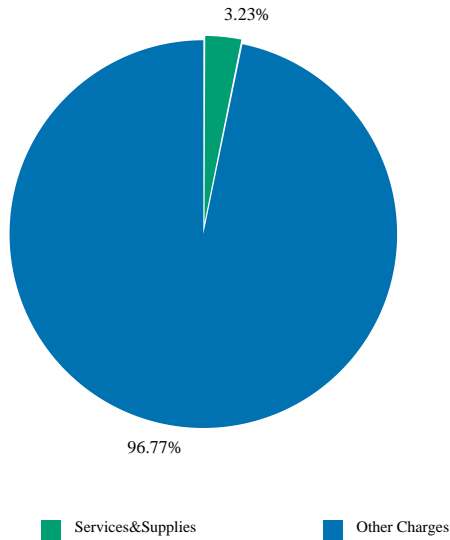
## Recommended FY 2025-2026 Positions

Classification Code	Classification Label	FTE
20B31	INTERNAL AUDITOR II	1.00
20B32	INTERNAL AUDITOR III	1.00
20B97	CHIEF DEPUTY AUDITOR- CONTROLLER	1.00
Total		3.00

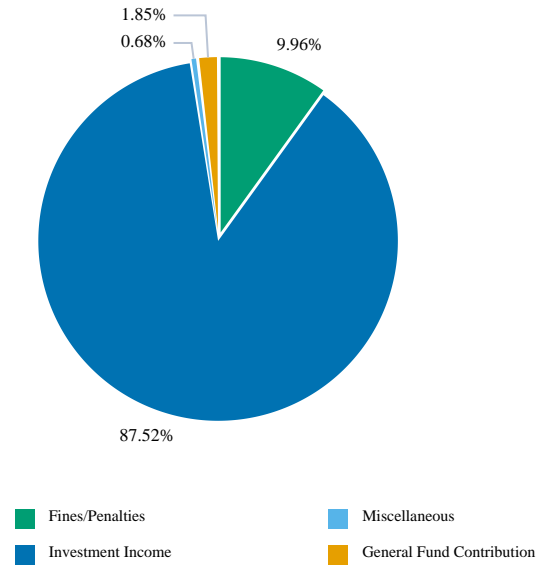


# Auditor-Controller Non-Departmental

## Use of Funds



## Source of Funds



## Use of Funds

Expenditures	Prior Year 2023-2024	Adopted Budget 2024-2025	CY Estimate 2024-2025	Requested Budget 2025-2026	Recommended Budget 2025-2026	Recommended Change from Adopted
Services and Supplies	\$ 278,812	\$ 378,081	\$ 381,724	\$ 486,668	\$ 486,668	\$ 108,587
Other Charges	15,400,066	14,501,876	12,114,744	14,571,706	14,571,706	69,830
<b>Subtotal</b>	<b>\$ 15,678,879</b>	<b>\$ 14,879,957</b>	<b>\$ 12,496,468</b>	<b>\$ 15,058,374</b>	<b>\$ 15,058,374</b>	<b>\$ 178,417</b>

## Source of Funds

Revenues	Prior Year 2023-2024	Adopted Budget 2024-2025	CY Estimate 2024-2025	Requested Budget 2025-2026	Recommended Budget 2025-2026	Recommended Change from Adopted
Fines	\$ -	\$ 1,500,000	\$ -	\$ 1,500,000	\$ 1,500,000	\$ 0
Revenue from Use of Money & Property	6,485,640	13,189,294	184	13,178,669	13,178,669	(10,625)
Miscellaneous Revenues	-	-	-	101,721	101,721	101,721
Other Financing Sources	8,993,210	-	-	-	-	-
<b>Subtotal</b>	<b>\$ 15,478,850</b>	<b>\$ 14,689,294</b>	<b>\$ 184</b>	<b>\$ 14,780,390</b>	<b>\$ 14,780,390</b>	<b>\$ 91,096</b>
Fund Balance	\$ (10,775)	\$ 0	\$ 12,290,838	\$ 0	\$ 0	\$ 0
General Fund Contributions	210,804	190,663	205,446	277,984	277,984	87,321
<b>Total Source of Funds</b>	<b>\$ 15,678,879</b>	<b>\$ 14,879,957</b>	<b>\$ 12,496,468</b>	<b>\$ 15,058,374</b>	<b>\$ 15,058,374</b>	<b>\$ 178,417</b>

## Description:

The Office of the Auditor-Controller's non-departmental operations include two units: Public Improvement Corporation Debt Service and Annual Audits.

## Summary of Recommendation

The Recommended Budget for the Auditor-Controller non-departmental operations is \$15,058,374, an increase of \$178,417 over FY 2024-25, mainly due to increased bond-related expenditures.

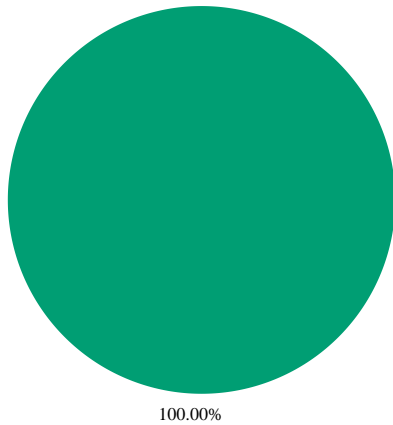
## Appropriation Expenditure Detail

Appropriation Unit	Prior Year 2023-2024	Adopted Budget 2024-2025	CY Estimate 2024-2025	Requested Budget 2025-2026	Recommended Budget 2025-2026	Recommended Change from Adopted	Fund Code	Budget Unit Code
AUD101 - Annual County Audit	\$ 210,804	\$ 190,663	\$ 205,446	\$ 379,705	\$ 379,705	\$ 189,042	1001	111010
AUD102 - Debt Management	15,468,075	14,689,294	12,291,022	14,678,669	14,678,669	(10,625)	1805	111020
<b>Subtotal</b>	<b>\$ 15,678,879</b>	<b>\$ 14,879,957</b>	<b>\$ 12,496,468</b>	<b>\$ 15,058,374</b>	<b>\$ 15,058,374</b>	<b>\$ 178,417</b>		

# Annual County Audit

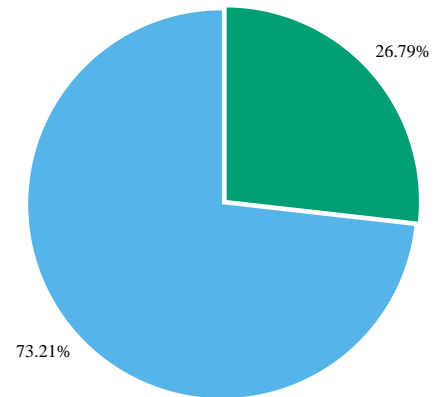
(Budget Unit 111010 - Fund 1001 - Appropriation Unit AUD101)

## Use of Funds



Services&Supplies

## Source of Funds



Miscellaneous

General Fund Contribution

## Use of Funds

Expenditures	Prior Year 2023-2024	Adopted Budget 2024-2025	CY Estimate 2024-2025	Requested Budget 2025-2026	Recommended Budget 2025-2026	Recommended Change from Adopted
Services and Supplies	\$ 272,262	\$ 359,081	\$ 381,724	\$ 467,668	\$ 467,668	\$ 108,587
Other Charges	(61,459)	(168,418)	(176,278)	(87,963)	(87,963)	80,455
<b>Subtotal</b>	<b>\$ 210,804</b>	<b>\$ 190,663</b>	<b>\$ 205,446</b>	<b>\$ 379,705</b>	<b>\$ 379,705</b>	<b>\$ 189,042</b>

## Source of Funds

Revenues	Prior Year 2023-2024	Adopted Budget 2024-2025	CY Estimate 2024-2025	Requested Budget 2025-2026	Recommended Budget 2025-2026	Recommended Change from Adopted
Miscellaneous Revenues	\$ -	\$ -	\$ -	\$ 101,721	\$ 101,721	\$ 101,721
<b>Subtotal</b>	<b>\$ -</b>	<b>\$ -</b>	<b>\$ -</b>	<b>\$ 101,721</b>	<b>\$ 101,721</b>	<b>\$ 101,721</b>
General Fund Contributions	210,804	190,663	205,446	277,984	277,984	87,321
<b>Total Source of Funds</b>	<b>\$ 210,804</b>	<b>\$ 190,663</b>	<b>\$ 205,446</b>	<b>\$ 379,705</b>	<b>\$ 379,705</b>	<b>\$ 189,042</b>

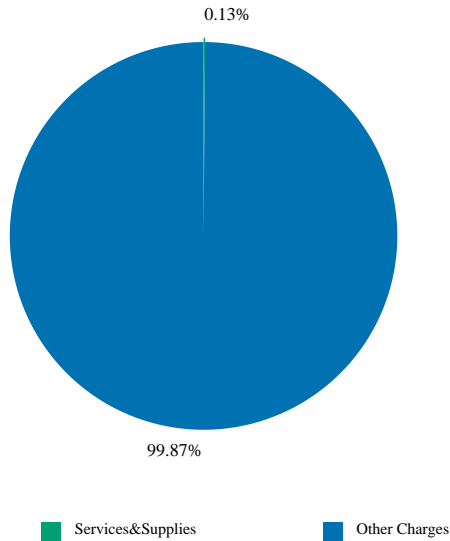
## Unit Description

Annual Audits include funding for the Sales and Use Tax audit, SB 90 state mandate claiming services, and contracted audits required by the Auditor-Controller. The Sales and Use Tax audit identifies and recovers sales and use tax allocation errors, helps maximize tax revenues from specific projects and business situations, and provides ongoing data, analyses, and staff expertise to support fiscal planning and economic development. state law (SB 90) provides for reimbursement of costs incurred by local agencies for various state- mandated services.

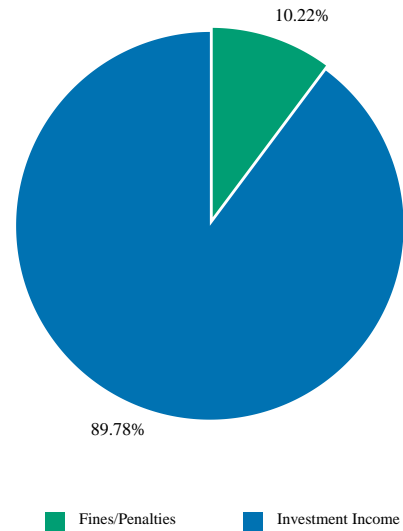
# Public Improvement Corporation Debt Service

(Budget Unit 111020 - Fund 1805 - Appropriation Unit AUD102)

## Use of Funds



## Source of Funds



## Use of Funds

Expenditures	Prior Year 2023-2024	Adopted Budget 2024-2025	CY Estimate 2024-2025	Requested Budget 2025-2026	Recommended Budget 2025-2026	Recommended Change from Adopted
Services and Supplies	\$ 6,550	\$ 19,000	\$ -	\$ 19,000	\$ 19,000	\$ 0
Other Charges	15,461,525	14,670,294	12,291,022	14,659,669	14,659,669	(10,625)
<b>Subtotal</b>	<b>\$ 15,468,075</b>	<b>\$ 14,689,294</b>	<b>\$ 12,291,022</b>	<b>\$ 14,678,669</b>	<b>\$ 14,678,669</b>	<b>\$ (10,625)</b>

## Source of Funds

Revenues	Prior Year 2023-2024	Adopted Budget 2024-2025	CY Estimate 2024-2025	Requested Budget 2025-2026	Recommended Budget 2025-2026	Recommended Change from Adopted
Fines	\$ -	\$ 1,500,000	\$ -	\$ 1,500,000	\$ 1,500,000	\$ 0
Revenue from Use of Money & Property	6,485,640	13,189,294	184	13,178,669	13,178,669	(10,625)
Other Financing Sources	8,993,210	-	-	-	-	-
<b>Subtotal</b>	<b>\$ 15,478,850</b>	<b>\$ 14,689,294</b>	<b>\$ 184</b>	<b>\$ 14,678,669</b>	<b>\$ 14,678,669</b>	<b>\$ (10,625)</b>
Fund Balance	\$ (10,775)	\$ 0	\$ 12,290,838	\$ 0	\$ 0	\$ 0
<b>Total Source of Funds</b>	<b>\$ 15,468,075</b>	<b>\$ 14,689,294</b>	<b>\$ 12,291,022</b>	<b>\$ 14,678,669</b>	<b>\$ 14,678,669</b>	<b>\$ (10,625)</b>

## Unit Description

The Public Improvement Corporation (PIC) Debt Service funds debt payments and related expenses for Certificates of Participation (COPs) issued by the PIC. COPs are long-term financial commitments whereby the County transfers title of a particular property to the PIC. The PIC then leases the facility back to the County and sells participation in the lease revenue stream to investors in the form of bonds.

---

# Treasurer-Tax Collector

---

## Departmental Overview:

Consistent with California Government Code, section 27000, the Treasurer-Tax Collector serves the residents of the County of Monterey and public agencies by protecting the public trust through the delivery of valuable professional and innovative services in the collection of property taxes, other county taxes, fines and fees, and through the implementation and oversight of banking and investment services.

## Programs and Functions:

**Property Tax** - Administration and enforcement of state law and Monterey County Code providing for the collection of property taxes on behalf of the County, school districts, cities, special districts, community service districts, and libraries throughout the County. The Property Tax Division collects transient occupancy taxes (TOT) and commercial cannabis business taxes in unincorporated areas of the County. It administers the County's Business License Ordinance, including requirements for the issuance, annual review, and renewal of business licenses for unincorporated area permitted cannabis operations and short-term rentals. These activities historically provide the County's most significant sources of annual discretionary revenues, supporting the ability to achieve a balanced budget that sustains core services and efficiently allocates resources to address local priorities and Board-established strategic goals.

**Revenue Division** - Performs billing and collection services of court-ordered fines and fees for the Probation Department and, through an agreement with the local Superior Court of California, which allows the Division to recover its costs from a portion of funds collected.

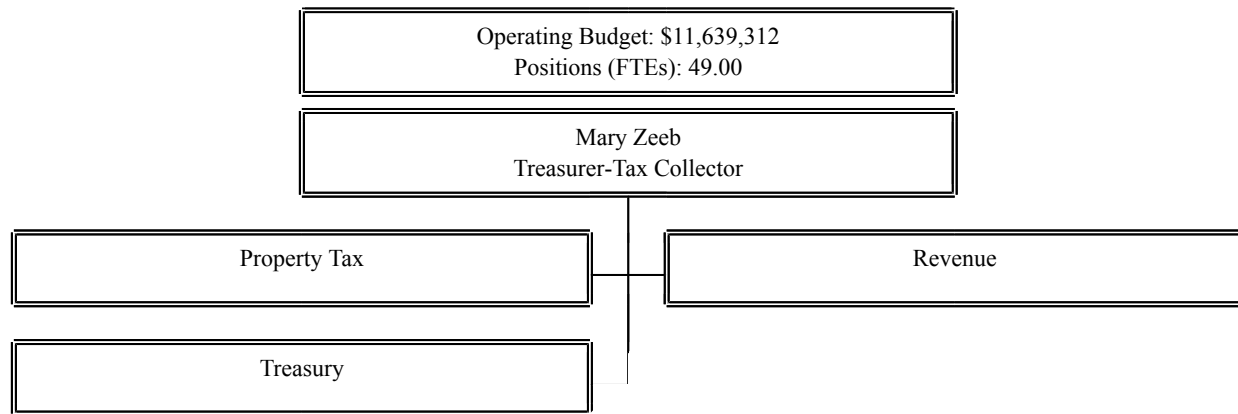
**Treasury** - Safeguards and prudently invests all deposits for the County, all school districts, and numerous special districts in Monterey County. Treasury responsibility includes oversight and managing a pooled portfolio that provides for the safety and liquidity of cash assets.

## Department's Contributions to the County's Prior Strategic Initiatives:

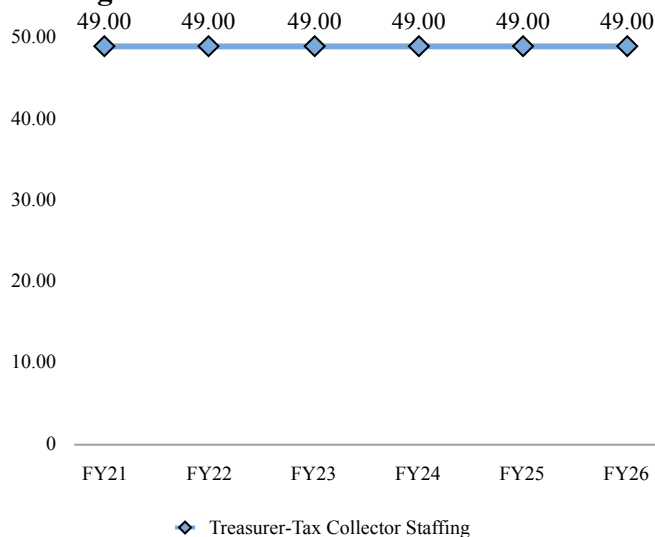
### ADMINISTRATION

The Treasurer-Tax Collector is committed to efficient and effective resource management and is recognized for responsiveness, strong customer service orientation, accountability, and transparency. The departmental culture includes a broad focus on continual evaluation of operational functions to improve the efficiency and effectiveness of services, deliver excellent customer service, increase general fund revenue, and minimize the cost of collections.

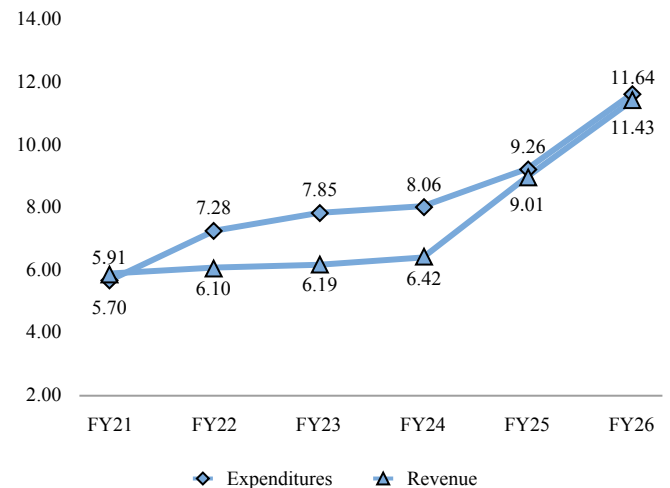




### Staffing Trends



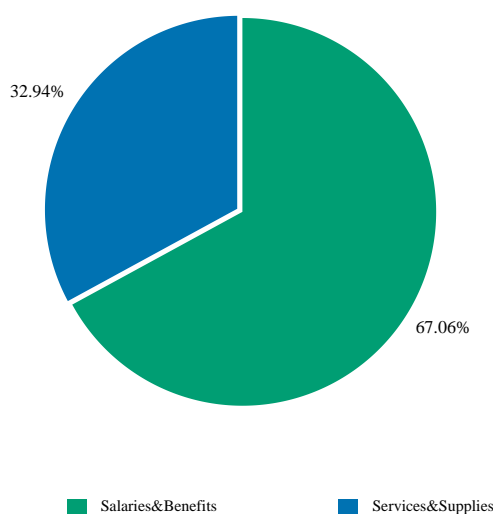
### Expenditure/Revenue History (in millions)



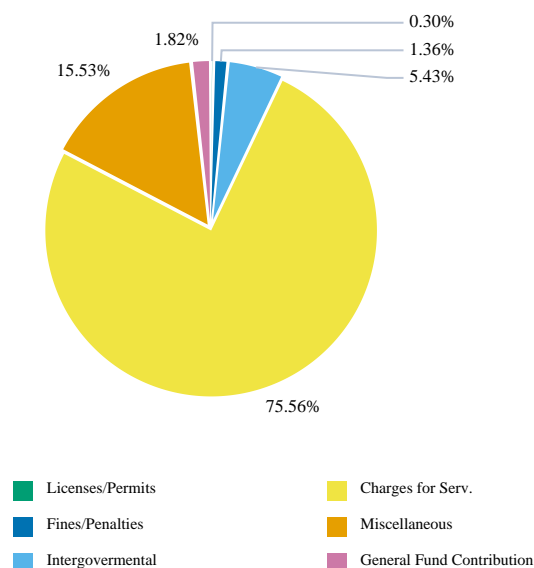
The Treasurer-Tax Collector tracks key performance measures to monitor the success and effectiveness of departmental activities and professional services relevant to Treasury banking and investment services, the collection of transient occupancy taxes (TOT) and the collection of property and cannabis business taxes by the Tax Division, as well as customer service ratings related to Court ordered fines, fees, and restitution collected through the collections program.

Key Performance Measures	2022-2023 Actual	2023-2024 Actual	2024-2025 Mid-Year
Treasury - Percentage of invested portfolio maintaining a weighted average maturity (WAM) of two years or less. Target = 100%	100%	100%	100%
Tax - Percentage of property taxes collected - SECURED. Target (annual) = 97%	99%	98.8%	58.0%
Tax - Percentage of property taxes collected - UNSECURED. Target = 96%	97.50%	98.0%	97.6%
Revenue - Percentage of customers who rate services received as excellent. Target = 90%	99.60%	99.0%	98.2%

## Use of Funds



## Source of Funds



## Use of Funds

Expenditures	Prior Year 2023-2024	Adopted Budget 2024-2025	CY Estimate 2024-2025	Requested Budget 2025-2026	Recommended Budget 2025-2026	Recommended Change from Adopted
Salaries and Employee Benefits	\$ 5,948,480	\$ 7,743,201	\$ 6,648,834	\$ 8,501,409	\$ 8,501,409	\$ 758,208
Services and Supplies	2,986,224	4,092,983	3,506,216	4,175,643	4,175,643	82,660
Other Charges	(1,004,644)	(2,639,690)	(2,532,826)	(1,037,740)	(1,037,740)	1,601,950
Capital Assets	128,860	61,000	100,000	-	-	(61,000)
<b>Subtotal</b>	<b>\$ 8,058,920</b>	<b>\$ 9,257,494</b>	<b>\$ 7,722,224</b>	<b>\$ 11,639,312</b>	<b>\$ 11,639,312</b>	<b>\$ 2,381,818</b>

## Source of Funds

Revenues	Prior Year 2023-2024	Adopted Budget 2024-2025	CY Estimate 2024-2025	Requested Budget 2025-2026	Recommended Budget 2025-2026	Recommended Change from Adopted
Taxes	\$ 200	\$ -	\$ -	\$ -	\$ -	-
Licenses, Permits, and Franchises	26,222	22,330	50,040	35,205	35,205	12,875
Fines	153,810	158,380	126,850	158,263	158,263	(117)
Intergovernmental Revenues	63,259	481,717	626,839	631,839	631,839	150,122
Charges For Services	6,115,290	8,271,779	6,987,253	8,794,723	8,794,723	522,944
Miscellaneous Revenues	57,630	77,443	71,546	1,807,241	1,807,241	1,729,798
<b>Subtotal</b>	<b>\$ 6,416,410</b>	<b>\$ 9,011,649</b>	<b>\$ 7,862,528</b>	<b>\$ 11,427,271</b>	<b>\$ 11,427,271</b>	<b>\$ 2,415,622</b>
General Fund Contributions	1,642,510	245,845	(140,304)	212,041	212,041	(33,804)
<b>Total Source of Funds</b>	<b>\$ 8,058,920</b>	<b>\$ 9,257,494</b>	<b>\$ 7,722,224</b>	<b>\$ 11,639,312</b>	<b>\$ 11,639,312</b>	<b>\$ 2,381,818</b>

## Summary of Recommendation

The Recommended Budget for the Treasurer-Tax Collector (TTC) is \$11,639,312 in appropriations, financed by estimated revenues of \$11,427,271, which includes \$1,735,441 in cost plan credits, \$1,037,741 intrafund reimbursements, and a general fund contribution (GFC) of \$212,041. Expenditures reflect an increase of \$2,381,818 primarily due to negotiated salaries, California Public Employees Retirement System (CalPERS) contributions, healthcare benefits, workers' compensation, earned annual step increases, and banking and investment services as TTC continues to experience growth in assets. Both revenue and expenses have grown due to a change in budgeting methodology, now including cost plan credits as revenue, where previously cost plan credits

were treated as offsetting expenses. Revenue is projected to increase by \$2,415,622 primarily from increased cost recovery service charges for the Revenue Division and Treasury.

## Budget Impacts

The TTC's recommended budget prioritizes the retention of current staffing and maintaining existing service levels. The TTC has renegotiated several contracts to reduce costs for services and supplies where possible to fund non-discretionary increases for salaries and benefits and internal service charges within allocated levels of available General Fund Contributions (GFC) and estimated revenues. Reductions to services and supplies expenditures particularly impact the Property

Tax Division, which is funded almost entirely by the department's allocation of GFC. Assembly Bills 177 (Chapter 257, Statutes of 2021), which eliminated 17 administrative fees and costs imposed on individuals in California's criminal justice system and 199 (Chapter 57, Statutes of 2022), which impacted the state's financial system, particularly concerning court fees and tax collection, continue to decrease the revenues of the Revenue Division. Potential backfill of funds from the State Controller's Office is estimated but will not make up the total loss. Funding has been included for a Revenue Division case management system upgrade to modernize collection processes and deploy hardware for customer credit card processing at the counter. The Revenue Division and most Treasury costs are funded through cost recovery for services provided. The TTC carefully monitors actual expenditures throughout the course of the fiscal year to minimize increased cost impacts to other public agencies that rely on TTC services, including the local Superior Court and Treasury portfolio participants.

## Prior Year Accomplishments

Fostered increased employee engagement through a variety of departmental activities throughout the year, including one-on-one development meetings, job shadowing opportunities, team-building initiatives, and special employee recognition events.

Engaged staff in emergency preparedness through Learning Management System (LMS) trainings for Disaster Service Workers (DSW) and in-person training at the County's Department of Emergency Management.

New equipment was deployed to enhance the department's services and support the adoption of innovative (enhanced) systems.

Continued work on the department's external website to increase traffic engagement, and accessibility while improving the overall customer experience.

Monitored and optimized Bixby, the Chatbot, a software program that uses artificial intelligence to simulate human conversation, on the TTC website, ensuring customers could access accurate information and conduct business 24/7.

Conducted annual safety training for staff on appropriate responses to various emergency scenarios.

Assisted in emergency response to the County storms by deploying staff as DSW to shelters to service impacted residents.

Coordinated with the local Superior Court and completed current case management database clean-up to increase collection services and account management.

Shared departmental knowledge across the internal support team and acknowledged staff contributions towards the departmental goals.

Continued to update and expand Chatbot content to improve constituents' online experience.

Monitored and optimized Bixby, the Chatbot on the Treasurer-Tax Collector website, ensuring customers can access accurate information and conduct business 24/7.

Conducted annual safety training for all staff on appropriate responses to various emergency scenarios.

Assisted in emergency response to Monterey County storms by deploying staff as DSW to shelters to service impacted residents.

Coordinated with local Superior Court and completed current case management database clean up to increase collection services and account management.

Shared departmental knowledge across internal support team and acknowledge staff contributions towards the department goals.

Continued to update and expand chatbot/AI content to improve constituent's online experience.

Work in progress, continuing to develop our Statement of work to include additional County Collection partners.

Continued to explore in-person payment services options for Revenue and Tax Divisions while considering a new case management features and enhancements.

Ensured the protection of all invested assets while maintaining sufficient liquidity for expenditure obligations.

Implemented remote deposit across county departments.

Evaluated procedures to identify opportunities for efficiency gains and established best practices for Remote Deposit.

Successfully facilitated educational opportunities for special districts, deepening their understanding of the portfolio's performance and the investment process within the pool.

Implemented new Business License requirement for hotels, limited and commercial vacation rentals and homestay operators under Monterey County Code Chapter 7.02 and continue to create awareness of transient occupancy tax and reporting requirements in coordination with rental compliance monitoring.

Redesigned the property tax website to comply with current accessibility standards.

Initiated cross training efforts of the Account Technician series to ensure continuity of operations and upgraded equipment at personal workstations to improve response time.

## Budget Year Goals

Foster stronger employee engagement by implementing regular departmental activities, including one-on-one development meetings, job shadowing, team-building initiatives, recognition events, and department-wide celebrations.

Enhance staff involvement in emergency preparedness through ongoing cross-training, ensuring the continuous operation of critical functions and strengthening adherence to the Continuity of Operations Plan (COOP) requirements.

Continue to replace aging equipment, to ensure new infrastructure continues to support business continuity, improves performance, and is cost-effective.

Strengthen community engagement by expanding the use of County social media channels.

Conduct annual safety training for all staff on appropriate responses to various emergency scenarios.

Refine procedures, workflow and documentation in response to changes in legislation or court directives that impact internal operations and collection opportunities.

Refine/optimize procedures, workflows and documentation through the adaptation of an upgraded case management system implementation.

Increase operational efficiency and optimizing customer satisfaction.



Upgrade and enhance the Revenue Division case management system to enable electronic funds transfer (EFT) recurring payment options, increase ease of use by staff, and add automations to streamline internal processes with external agencies.

Continue to explore in-person payment services options for Revenue and Tax Divisions and work at improving processing fees for constituents.

Preserve the safety of all invested assets while maintaining adequate liquidity for expenditures.

Continue remote deposit deployment for payment processing to streamline processes.

Optimize internal procedures, workflows, and documentation in preparation for the new ERP system to increase efficiency and streamline processes.

Expand the promotion of credit card payment solutions countywide, while exploring more efficient cash collection methods, such as secure cash deposit solutions safe point.

Create a Transient Occupancy Tax (TOT) Handbook to educate the public and disseminate information related to TOT collection in coordination with Housing and Community Development's oversight of the vacation rental ordinance.

Implement procedures in response to changes in legislation that impact internal operations for tax collections and business licenses.

Leverage a third-party print vendor to process delinquent reminder notices for unpaid property taxes to improve efficiencies in mailing and notice processes and reduce postage costs.

Complete cross training of Account Technician series and initiate cross training of accounting series to ensure continuity of operations.

---

**Pending Issues**

There are no pending issues.

---

**Policy Considerations**

There are no policy considerations.

## Appropriation Expenditure Detail

Entity Description	Entity Code	Fund Code	Prior Year 2023-2024	Adopted Budget 2024-2025	CY Estimate 2024-2025	Requested Budget 2025-2026	Recommended Budget 2025-2026	Recommended Change from Adopted
<b>Treasurer-Tax Collector</b>	<b>TRE100</b>	<b>1001</b>	<b>\$ 8,058,920</b>	<b>\$ 9,257,494</b>	<b>\$ 7,722,224</b>	<b>\$ 11,639,312</b>	<b>\$ 11,639,312</b>	<b>\$ 2,381,818</b>
Property Tax	117001	1001	2,960,544	3,756,799	3,408,283	3,922,891	3,922,891	166,092
Revenue	117002	1001	3,538,269	5,177,735	4,086,300	5,373,057	5,373,057	195,322
Treasury	117003	1001	1,560,107	322,960	227,641	2,343,364	2,343,364	2,020,404
<b>Total</b>			<b>\$ 8,058,920</b>	<b>\$ 9,257,494</b>	<b>\$ 7,722,224</b>	<b>\$ 11,639,312</b>	<b>\$ 11,639,312</b>	<b>\$ 2,381,818</b>

## Adopted 2024-2025 to Recommended 2025-2026 Positions

Classification Code	Classification Label	Adopted Budget 2023-2024	Adopted Budget 2024-2025	Recommended Budget 2025-2026	Change
10B06	TREASURER-TAX COLLECTOR	1.00	1.00	1.00	0.00
12A24	ASSISTANT TREASURER-TAX COLLECTOR	1.00	1.00	1.00	0.00
14C31	MANAGEMENT ANALYST III	3.00	3.00	3.00	0.00
14C47	CHIEF DEPUTY TREASURER-TAX COLLECTOR	3.00	3.00	3.00	0.00
14C70	ADMINISTRATIVE SERVICES ASSISTANT	1.00	1.00	1.00	0.00
14C71	ADMINISTRATIVE SERVICES OFFICER	1.00	1.00	1.00	0.00
16C88	BUSINESS TECHNOLOGY ANALYST III	1.00	1.00	1.00	0.00
20B10	ACCOUNTANT I	1.00	1.00	1.00	0.00
20B11	ACCOUNTANT II	2.00	2.00	2.00	0.00
20B12	ACCOUNTANT III	2.00	2.00	2.00	0.00
20B41	TREASURY OFFICER II	3.00	3.00	3.00	0.00
20B93	FINANCE MANAGER II	1.00	1.00	1.00	0.00
20B95	FINANCE MANAGER I	1.00	1.00	1.00	0.00
20B96	FINANCE SYSTEMS MANAGER	1.00	1.00	1.00	0.00
25A32	REVENUE OFFICER II	9.00	9.00	9.00	0.00
25A33	SUPERVISING REVENUE OFFICER	1.00	-	-	-
43J09	SENIOR DEPARTMENTAL INFORMATION SYSTEMS COORDINATOR	-	1.00	1.00	0.00
80J21	ACCOUNT CLERK	9.00	-	-	-
80J22	SENIOR ACCOUNT CLERK	1.00	10.00	10.00	0.00
80J30	ACCOUNTING TECHNICIAN	7.00	7.00	7.00	0.00
<b>Total</b>		<b>49.00</b>	<b>49.00</b>	<b>49.00</b>	<b>0.00</b>

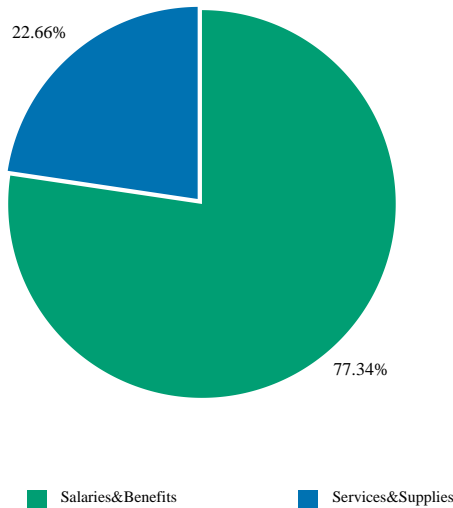
## Augmentation Requests

Request Code	Request Name	Ranking Type Name	Requested Amount	Requested FTE	Recommended Budget	Recommended FTE
<b>Grand Total:</b>			<b>-</b>	<b>-</b>	<b>-</b>	<b>-</b>

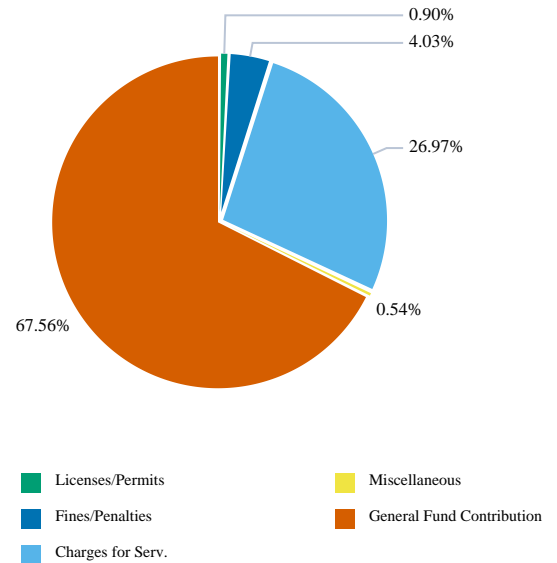
# Property Tax

(Budget Unit 117001 - Fund 1001 - Appropriation Unit TRE100)

## Use of Funds



## Source of Funds



## Use of Funds

Expenditures	Prior Year 2023-2024	Adopted Budget 2024-2025	CY Estimate 2024-2025	Requested Budget 2025-2026	Recommended Budget 2025-2026	Recommended Change from Adopted
Salaries and Employee Benefits	\$ 2,791,585	\$ 3,249,388	\$ 3,145,548	\$ 3,671,310	\$ 3,671,310	\$ 421,922
Services and Supplies	763,462	1,191,375	842,928	1,075,439	1,075,439	(115,936)
Other Charges	(637,457)	(710,964)	(630,194)	(823,858)	(823,858)	(112,894)
Capital Assets	42,953	27,000	50,000	-	-	(27,000)
<b>Subtotal</b>	<b>\$ 2,960,544</b>	<b>\$ 3,756,799</b>	<b>\$ 3,408,283</b>	<b>\$ 3,922,891</b>	<b>\$ 3,922,891</b>	<b>\$ 166,092</b>

## Source of Funds

Revenues	Prior Year 2023-2024	Adopted Budget 2024-2025	CY Estimate 2024-2025	Requested Budget 2025-2026	Recommended Budget 2025-2026	Recommended Change from Adopted
Taxes	\$ 200	\$ -	\$ -	\$ -	\$ -	-
Licenses, Permits, and Franchises	26,222	22,330	50,040	35,205	35,205	12,875
Fines	153,810	158,380	126,850	158,263	158,263	(117)
Charges For Services	1,057,668	1,109,396	1,271,327	1,058,163	1,058,163	(51,233)
Miscellaneous Revenues	24,434	25,210	23,392	21,000	21,000	(4,210)
<b>Subtotal</b>	<b>\$ 1,262,334</b>	<b>\$ 1,315,316</b>	<b>\$ 1,471,609</b>	<b>\$ 1,272,631</b>	<b>\$ 1,272,631</b>	<b>\$ (42,685)</b>
General Fund Contributions	1,698,209	2,441,483	1,936,674	2,650,260	2,650,260	208,777
<b>Total Source of Funds</b>	<b>\$ 2,960,544</b>	<b>\$ 3,756,799</b>	<b>\$ 3,408,283</b>	<b>\$ 3,922,891</b>	<b>\$ 3,922,891</b>	<b>\$ 166,092</b>

## Unit Description

The Property Tax Division oversees the billing, collection, reporting, and accounting of all real and taxable personal property in Monterey County. The Division is responsible for the administration and enforcement of the County's Transient Occupancy Tax (TOT) and Commercial Cannabis Business Tax Ordinances, including billing and collection of taxes from all related operators in unincorporated areas of the County. Tax functions

provide for the collection of the most significant portions of the County's General Fund general purpose (discretionary) revenue. The Property Tax Division also administers and enforces the County's Business License Ordinance. The Ordinance currently requires initial issuance, annual review, and renewal of Business Licenses for all cannabis operations and short-term rentals permitted in unincorporated areas of the County.

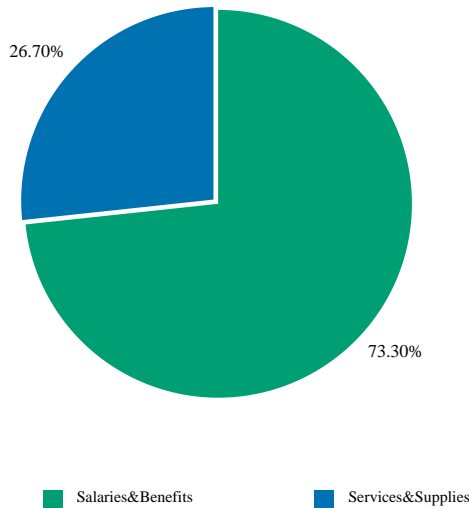
## Recommended FY 2025-2026 Positions

Classification Code	Classification Label	FTE
10B06	TREASURER-TAX COLLECTOR	1.00
12A24	ASSISTANT TREASURER-TAX COLLECTOR	1.00
14C31	MANAGEMENT ANALYST III	2.00
14C47	CHIEF DEPUTY TREASURER-TAX COLLECTOR	1.00
14C71	ADMINISTRATIVE SERVICES OFFICER	1.00
20B10	ACCOUNTANT I	1.00
20B11	ACCOUNTANT II	1.00
20B12	ACCOUNTANT III	1.00
20B95	FINANCE MANAGER I	1.00
20B96	FINANCE SYSTEMS MANAGER	1.00
80J22	SENIOR ACCOUNT CLERK	3.00
80J30	ACCOUNTING TECHNICIAN	4.00
Total		18.00

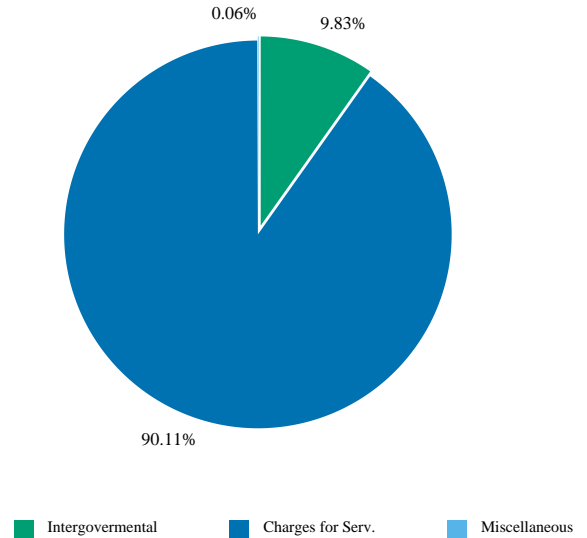
# Revenue

(Budget Unit 117002 - Fund 1001 - Appropriation Unit TRE100)

## Use of Funds



## Source of Funds



## Use of Funds

Expenditures	Prior Year 2023-2024	Adopted Budget 2024-2025	CY Estimate 2024-2025	Requested Budget 2025-2026	Recommended Budget 2025-2026	Recommended Change from Adopted
Salaries and Employee Benefits	\$ 2,592,791	\$ 3,861,907	\$ 2,878,059	\$ 4,095,236	\$ 4,095,236	\$ 233,329
Services and Supplies	1,106,652	1,475,977	1,305,539	1,491,703	1,491,703	15,726
Other Charges	(204,128)	(182,149)	(147,298)	(213,882)	(213,882)	(31,733)
Capital Assets	42,953	22,000	50,000	-	-	(22,000)
<b>Subtotal</b>	<b>\$ 3,538,269</b>	<b>\$ 5,177,735</b>	<b>\$ 4,086,300</b>	<b>\$ 5,373,057</b>	<b>\$ 5,373,057</b>	<b>\$ 195,322</b>

## Source of Funds

Revenues	Prior Year 2023-2024	Adopted Budget 2024-2025	CY Estimate 2024-2025	Requested Budget 2025-2026	Recommended Budget 2025-2026	Recommended Change from Adopted
Intergovernmental Revenues	\$ 63,259	\$ 481,717	\$ 626,839	\$ 631,839	\$ 631,839	\$ 150,122
Charges For Services	3,438,689	5,313,325	4,128,905	5,792,569	5,792,569	479,244
Miscellaneous Revenues	(9,199)	3,604	2,573	3,600	3,600	(4)
<b>Subtotal</b>	<b>\$ 3,492,749</b>	<b>\$ 5,798,646</b>	<b>\$ 4,758,317</b>	<b>\$ 6,428,008</b>	<b>\$ 6,428,008</b>	<b>\$ 629,362</b>
General Fund Contributions	45,520	(620,911)	(672,017)	(1,054,951)	(1,054,951)	(434,040)
<b>Total Source of Funds</b>	<b>\$ 3,538,269</b>	<b>\$ 5,177,735</b>	<b>\$ 4,086,300</b>	<b>\$ 5,373,057</b>	<b>\$ 5,373,057</b>	<b>\$ 195,322</b>

## Unit Description

The Revenue Division provides in-house collections services for various county operating departments that may levy fines and/or charge for their services. Departments served include Probation, Public Defender, Sheriff, and the local Superior Court of California. The Revenue Division's primary activities include the collection of Court-ordered debt (COD) on behalf of the local Superior Court of California. This includes a collection of victim restitution, current and delinquent misdemeanor

and felony fines and fees, delinquent infraction penalties, and court-ordered probation fees.

The Division participates in the State of California Comprehensive Collection Program (CCP) through a Board of Supervisors approved Memorandum of Understanding (MOU) with the Superior Court to recover Treasurer-Tax Collector departmental expenses incurred in the collecting and distributing of court-ordered debt.

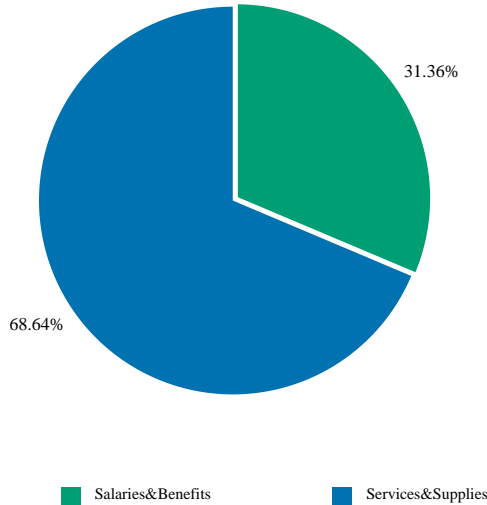
## Recommended FY 2025-2026 Positions

Classification Code	Classification Label	FTE
14C31	MANAGEMENT ANALYST III	1.00
14C47	CHIEF DEPUTY TREASURER-TAX COLLECTOR	1.00
14C70	ADMINISTRATIVE SERVICES ASSISTANT	1.00
16C88	BUSINESS TECHNOLOGY ANALYST III	1.00
20B11	ACCOUNTANT II	1.00
20B12	ACCOUNTANT III	1.00
20B93	FINANCE MANAGER II	1.00
25A32	REVENUE OFFICER II	9.00
43J09	SENIOR DEPARTMENTAL INFORMATION SYSTEMS COORDINATOR	1.00
80J22	SENIOR ACCOUNT CLERK	7.00
80J30	ACCOUNTING TECHNICIAN	3.00
	Total	27.00

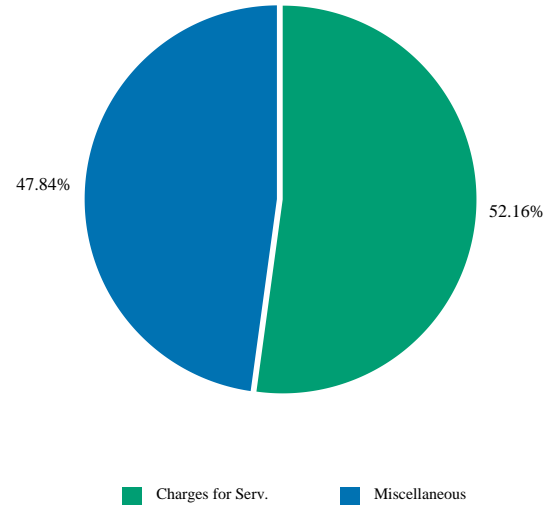
# Treasury

(Budget Unit 117003 - Fund 1001 - Appropriation Unit TRE100)

## Use of Funds



## Source of Funds



## Use of Funds

Expenditures	Prior Year 2023-2024	Adopted Budget 2024-2025	CY Estimate 2024-2025	Requested Budget 2025-2026	Recommended Budget 2025-2026	Recommended Change from Adopted
Salaries and Employee Benefits	\$ 564,103	\$ 631,906	\$ 625,227	\$ 734,863	\$ 734,863	\$ 102,957
Services and Supplies	1,116,109	1,425,631	1,357,749	1,608,501	1,608,501	182,870
Other Charges	(163,059)	(1,746,577)	(1,755,334)	-	-	1,746,577
Capital Assets	42,953	12,000	-	-	-	(12,000)
<b>Subtotal</b>	<b>\$ 1,560,107</b>	<b>\$ 322,960</b>	<b>\$ 227,641</b>	<b>\$ 2,343,364</b>	<b>\$ 2,343,364</b>	<b>\$ 2,020,404</b>

## Source of Funds

Revenues	Prior Year 2023-2024	Adopted Budget 2024-2025	CY Estimate 2024-2025	Requested Budget 2025-2026	Recommended Budget 2025-2026	Recommended Change from Adopted
Charges For Services	\$ 1,618,933	\$ 1,849,058	\$ 1,587,020	\$ 1,943,991	\$ 1,943,991	\$ 94,933
Miscellaneous Revenues	42,394	48,629	45,581	1,782,641	1,782,641	1,734,012
<b>Subtotal</b>	<b>\$ 1,661,327</b>	<b>\$ 1,897,687</b>	<b>\$ 1,632,601</b>	<b>\$ 3,726,632</b>	<b>\$ 3,726,632</b>	<b>\$ 1,828,945</b>
General Fund Contributions	(101,220)	(1,574,727)	(1,404,960)	(1,383,268)	(1,383,268)	191,459
<b>Total Source of Funds</b>	<b>\$ 1,560,107</b>	<b>\$ 322,960</b>	<b>\$ 227,641</b>	<b>\$ 2,343,364</b>	<b>\$ 2,343,364</b>	<b>\$ 2,020,404</b>

## Unit Description

As an elected official serving as department head, the Treasurer-Tax Collector (TTC) has legal authority vested by California Government Code, section 27000, which provides that mandated agency funds be deposited and safely kept by the Treasurer. The TTC serves as the ex-officio Treasurer of Monterey County's 26 school districts and various special districts and performs general banking services for the County and depository agencies. The Treasurer invests and maintains monies deposited, but not immediately needed, by managing a pooled portfolio that provides for the safety and liquidity of all cash assets.

## Recommended FY 2025-2026 Positions

Classification Code	Classification Label	FTE
14C47	CHIEF DEPUTY TREASURER-TAX COLLECTOR	1.00
20B41	TREASURY OFFICER II	3.00
<b>Total</b>		<b>4.00</b>



This page intentionally left blank.



---

# Assessor-County Clerk-Recorder

---

## Departmental Overview:

The Assessor-County Clerk-Recorder is an elected office in the Executive Branch of the County of Monterey government. The mandated duties of the position are performed under legal authority outlined in the California Government Code. The Assessor-County Clerk-Recorder Office (Office) establishes the values on property in the County and applies all legal exemptions to qualifying properties. The current assessed value is more than \$92.2 billion, generating over \$932 million for local government agencies and schools annually.

## Programs and Functions:


The Assessor's branch of the Office calculates the values of all real and business personal property for tax purposes. Property tax is the backbone of financing for counties and incorporated cities in the state and accounts for approximately two-thirds of the discretionary revenue in the County. The State Constitution mandates that property will be assessed ad valorem (based on value) of land and improvements.

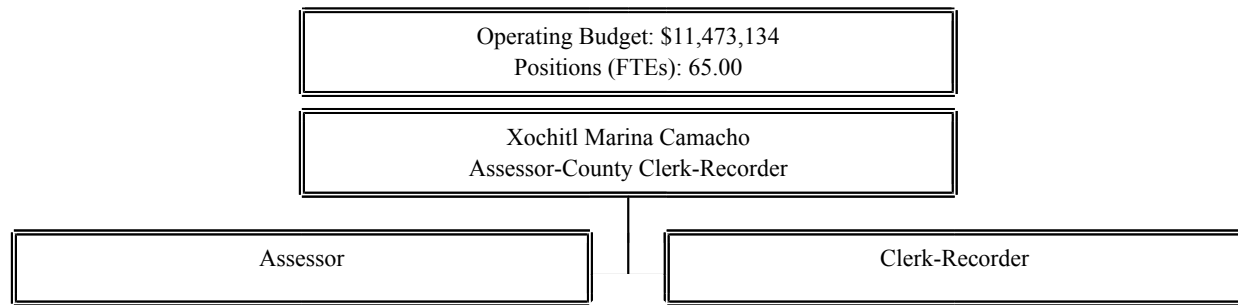
The operations of the County Clerk-Recorder's branches of the Office are financed almost entirely by program revenue. In addition, the branches collect documentary transfer tax that generate considerable revenue for the County and other jurisdictions. The responsibilities of the County Clerk-Recorder's branches of the Office include issuing licenses and fictitious business name statements, filing statements of economic interest, filing oaths of office and notary bonds, and registering process servers. The Recorder duties include the maintaining public records of all real property within the County and transfers of encumbrances on property. The Recorder also records vital statistics such as births, deaths, and marriages.

## Department's Contributions to the County's Prior Strategic Initiatives:

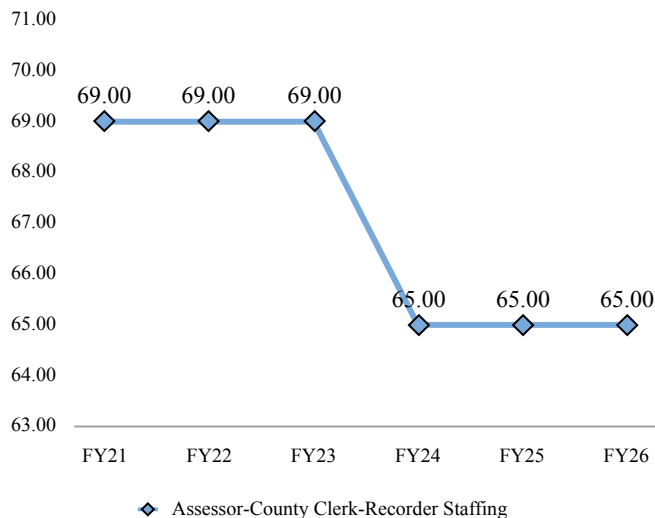
### ECONOMIC DEVELOPMENT AND ADMINISTRATION

The Office is committed to streamlining county operations for greater accountability, efficiency of service delivery, and cost savings by producing an accurate and timely assessment roll and providing quality customer service in a courteous and professional manner.

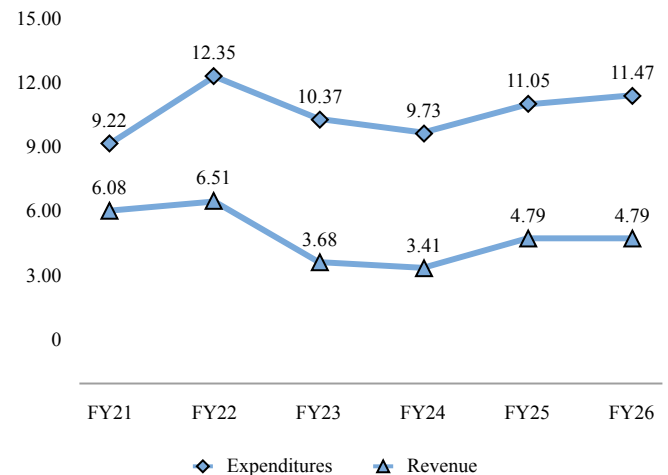




### Staffing Trends



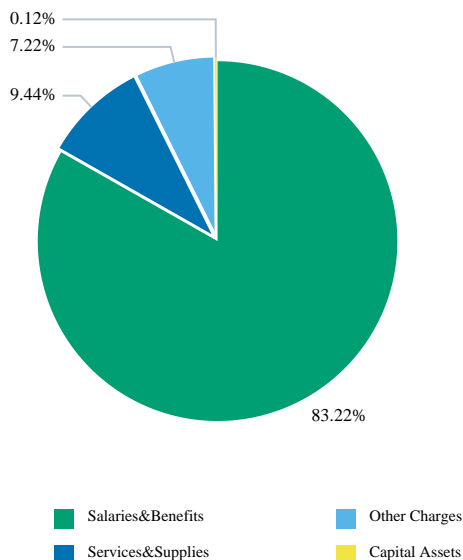
### Expenditure/Revenue History (in millions)



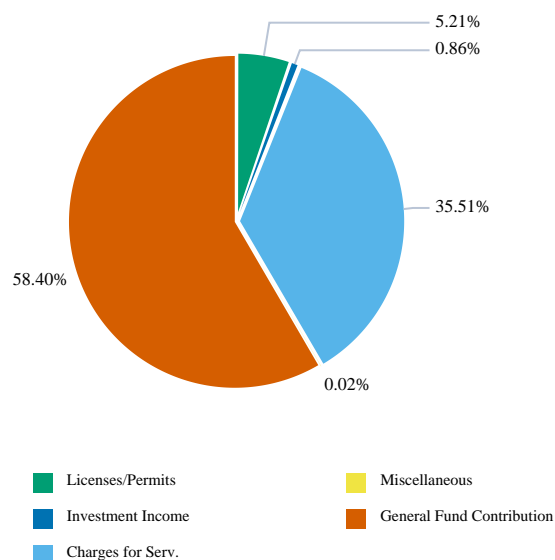
The goal of the Office is to streamline operations for greater accountability, efficient service delivery, and cost savings by producing an accurate and timely assessment roll and providing quality customer service courteously and professionally manner.

Key Performance Measures	2022-2023 Actual	2023-2024 Actual	2024-2025 Mid-Year
Percent of customers rating customer service as "Excellent". Target = 95%	95% (Asr)	95% (Asr)	98% (Asr)
Percent of customers rating customer service as "Excellent". Target = 95%	98% (C/R)	98% (C/R)	98%(C/R)
Percent of Real Property Assessments appraised on time. Target = 100%	100%	100%	100%
Percent of Assessment Appeals reconciled within 18 months of receipt. Target = 100%	100%	100%	100%
Percent of Exemption forms processed within 7 days. Target = 100%	100%	100%	100%
Percent of recorded documents indexed the same day. Target = 100%	100%	100%	100%
Percent of documents electronically recorded.	80.00%	75%	65%

## Use of Funds



## Source of Funds



## Use of Funds

Expenditures	Prior Year 2023-2024	Adopted Budget 2024-2025	CY Estimate 2024-2025	Requested Budget 2025-2026	Recommended Budget 2025-2026	Recommended Change from Adopted
Salaries and Employee Benefits	\$ 7,797,153	\$ 9,024,421	\$ 7,949,364	\$ 9,950,762	\$ 9,547,648	\$ 523,227
Services and Supplies	1,113,603	1,135,987	1,110,454	1,083,024	1,083,024	(52,963)
Other Charges	816,703	878,204	642,124	828,461	828,461	(49,743)
Capital Assets	0	15,000	15,000	14,000	14,000	(1,000)
<b>Subtotal</b>	<b>\$ 9,727,458</b>	<b>\$ 11,053,612</b>	<b>\$ 9,716,942</b>	<b>\$ 11,876,248</b>	<b>\$ 11,473,134</b>	<b>\$ 419,522</b>

## Source of Funds

Revenues	Prior Year 2023-2024	Adopted Budget 2024-2025	CY Estimate 2024-2025	Requested Budget 2025-2026	Recommended Budget 2025-2026	Recommended Change from Adopted
Licenses, Permits, and Franchises	\$ 159,890	\$ 325,000	\$ 532,464	\$ 600,000	\$ 600,000	\$ 275,000
Revenue from Use of Money & Property	77,765	-	97,350	99,310	99,310	99,310
Charges For Services	3,165,548	4,462,996	3,323,803	4,088,081	4,088,081	(374,915)
Miscellaneous Revenues	3,547	1,000	1,530	2,000	2,000	1,000
<b>Subtotal</b>	<b>\$ 3,406,750</b>	<b>\$ 4,788,996</b>	<b>\$ 3,955,147</b>	<b>\$ 4,789,391</b>	<b>\$ 4,789,391</b>	<b>\$ 395</b>
Fund Balance	\$ 175,068	\$ 0	\$ (159,937)	\$ (40,482)	\$ (40,482)	\$ (40,482)
General Fund Contributions	6,145,640	6,264,616	5,921,732	7,127,339	6,724,225	459,609
<b>Total Source of Funds</b>	<b>\$ 9,727,458</b>	<b>\$ 11,053,612</b>	<b>\$ 9,716,942</b>	<b>\$ 11,876,248</b>	<b>\$ 11,473,134</b>	<b>\$ 419,522</b>

## Summary of Recommendation

The Recommended Budget for Assessor-County Clerk-Recorder Office is \$11,473,134 in appropriations, financed by \$4,789,391 in revenue, (\$40,482) Fund Balance, and a General Fund Contribution (GFC) of \$6,724,225. The Recommended Budget reflects an increase of \$419,522 in expenditures mainly due to negotiated salaries, PER's (Public Employees' Retirement), health insurance and cost plan charges; offset by a slight growth of \$395 in revenue.

Fund 1360 has been established to recognize and track restricted revenue solely for the use of the County Clerk/Recorder for office modernization, micrographics, vital records and electronic recording delivery system expenses; includes revenue of \$307,909 off-set by matching expenditures.

## Budget Impacts

The office is hiring positions at lower steps creating challenges to fill positions in order to stay within the allocated GFC.

The impact of the decreased revenue and vacancies results in larger staff workloads, delayed valuations and enrollment of values for sales, change in ownership, and supplemental assessments, Proposition 8 (1978)(codified by section 51(a)(2) of the Revenue and Taxation Code) review, and appeals requiring more significant analysis. Reduction in staff to process marriage licenses, fictitious business licenses, and perform civil ceremonies; the redesigning and upgrading the process of the County Clerk/Recorder branches of the Office lobby to provide an accommodating and efficient flow for customers; and the preservation project of old real property books and map record books in the Recorder's branch of the Office. There is currently a decrease in recorded documents but, Assembly Bill 1466 (Chapter 359, Statutes of 2021) requires state county recorders to identify and redact unlawful restrictive covenants in recorded documents. Therefore, mandated legislative changes are ongoing and continue to create additional workload in the Recorder's branch of the Office to meet the Section 12955(I) of the Government Code requirements. In addition, the creation of the civil ceremonies has added work and requires more staff to keep up with the demand.

**Prior Year Accomplishments**

Completed the FY 2023-24 local assessment roll on time, with a net assessed value of over \$92.2 billion. The Assessor's branch of the Office also reviewed the assessed valuation of over 3,589 properties with reduced values under the provisions of Proposition 8 (1978), Proposition 13 (1978)(amendment of the state constitution, to cap property taxes and limit property reassessments to when the property changes ownership, and to require a 2/3 majority for tax increases in the state legislature) and California Revenue and Tax Code, section 51 (annual reassessment of property values and the recognition of declines in value for property tax purposes).

Grew the percentage of electronically recorded documents by 80% in the Recorder's office exceeding our goal.

Continued to provide quality customer service to county taxpayers and strive for continual improvement through the placement of "How Are We Doing" survey cards at service counters, which are reviewed with management, office supervisors, and staff.

Phase I: The Recorder branch of the Office redacted unlawful restrictive covenant language from records per Section 12955(I) of the Government Code by April 30, 2025; approximately 11,500.

By June 30, 2025, 377 civil ceremonies will have been performed exceeding the projected 150 ceremonies by over 50% and exceeding the projected \$15,000 in revenue, generating approximately \$37,700 for FY 2024-25.

A wedding room was created to accommodate the public appointments and create a positive civil ceremony experience.

September 2024, cross-training program for Assessor branch of the and County Clerk-Recorder branches of the Office to address the increased workload performing the civil ceremonies and the staff reductions required to meet General Fund Contribution.

**Budget Year Goals**

By June 30, 2025, produce a completed assessment roll of residential, commercial, and industrial properties in the County of Monterey for FY 2024-25.

Cross-training additional staff from Assessor and County Clerk-Recorder branches of the Office to increase efficiencies due to staff reductions.

Implement Phase II: Redact unlawfully restrictive covenant language from records in the Recorder branch of the Office as per Section 12955(I) of the Government Code for documents recorded 1978 to present.

Begin add-on services to Civil Ceremonies which will enhance the civil ceremony experience and service.

Move from compact Disk (CD) to Secure File Transfer Protocol (SFTP) service for Official Records subscription requests.

Adding SFTP Service to Fictitious Business Number Service index subscription requests.

Continue preservation project of old real property books and map record books in the Recorder's Office.

Continue to carry out, implement and monitor the Employee Engagement Action Plan to improve working relations and communication between management and employees.

Increase quality customer service to all taxpayers of positive rating from 95% to 98% on customer survey cards.

Complete a comprehensive telework program by June 30, 2026.

**Pending Issues**

There are no pending issues.

**Policy Considerations**

There are no policy considerations.

## Appropriation Expenditure Detail

Entity Description	Entity Code	Fund Code	Prior Year 2023-2024	Adopted Budget 2024-2025	CY Estimate 2024-2025	Requested Budget 2025-2026	Recommended Budget 2025-2026	Recommended Change from Adopted
<b>Assessor</b>	<b>ACR100</b>	<b>1001</b>	<b>\$ 6,764,783</b>	<b>\$ 8,210,657</b>	<b>\$ 7,038,503</b>	<b>\$ 8,269,816</b>	<b>\$ 7,970,178</b>	<b>\$ (240,479)</b>
Assessor	118001	1001	6,764,783	8,210,657	7,038,503	8,269,816	7,970,178	(240,479)
<b>Clerk-Recorder</b>	<b>ACR101</b>	<b>1001</b>	<b>2,383,196</b>	<b>2,424,959</b>	<b>2,231,921</b>	<b>3,184,522</b>	<b>3,081,046</b>	<b>656,087</b>
Clerk-Recorder	118002	1001	2,383,196	2,424,959	2,231,921	3,184,522	3,081,046	656,087
<b>Recorder's Modernization</b>	<b>ACR102</b>	<b>1360</b>	<b>485,124</b>	<b>417,996</b>	<b>331,540</b>	<b>307,909</b>	<b>307,909</b>	<b>(110,087)</b>
Recorder's Modernization	118003	1360	485,124	417,996	331,540	307,909	307,909	(110,087)
<b>Recorder's Micrographics</b>	<b>ACR103</b>	<b>1360</b>	<b>51,125</b>	<b>0</b>	<b>70,148</b>	<b>54,000</b>	<b>54,000</b>	<b>54,000</b>
Recorder's Micrographics	118004	1360	51,125	0	70,148	54,000	54,000	54,000
<b>Recorder's Vital and Health Stats</b>	<b>ACR104</b>	<b>1360</b>	<b>20,960</b>	<b>0</b>	<b>22,920</b>	<b>24,000</b>	<b>24,000</b>	<b>24,000</b>
Recorder's Vital and Health Stats	118005	1360	20,960	0	22,920	24,000	24,000	24,000
<b>Clerk Vital and Health Stats</b>	<b>ACR105</b>	<b>1360</b>	<b>2,436</b>	<b>0</b>	<b>2,124</b>	<b>6,000</b>	<b>6,000</b>	<b>6,000</b>
Clerk Vital and Health Stats	118006	1360	2,436	0	2,124	6,000	6,000	6,000
<b>Electronic Recording Delivery System</b>	<b>ACR106</b>	<b>1360</b>	<b>19,834</b>	<b>0</b>	<b>19,785</b>	<b>30,000</b>	<b>30,000</b>	<b>30,000</b>
Electronic Recording Delivery System	118007	1360	19,834	0	19,785	30,000	30,000	30,000
<b>Total</b>			<b>\$ 9,727,458</b>	<b>\$ 11,053,612</b>	<b>\$ 9,716,942</b>	<b>\$ 11,876,248</b>	<b>\$ 11,473,134</b>	<b>\$ 419,522</b>

## Adopted 2024-2025 to Recommended 2025-2026 Positions

Classification Code	Classification Label	Adopted Budget 2023-2024	Adopted Budget 2024-2025	Recommended Budget 2025-2026	Change
11B01	ASSESSOR-COUNTY CLERK-RECORDER	1.00	1.00	1.00	0.00
12A05	ASSISTANT COUNTY CLERK-RECORDER	1.00	1.00	1.00	0.00
12A15	ASSISTANT ASSESSOR-VALUATION	1.00	1.00	1.00	0.00
14B32	SENIOR PERSONNEL ANALYST	1.00	1.00	1.00	0.00
14C71	ADMINISTRATIVE SERVICES OFFICER	1.00	1.00	1.00	0.00
14G02	MANAGEMENT ANALYST I	1.00	1.00	1.00	0.00
14H03	PERSONNEL TECHNICIAN-CONFIDENTIAL	1.00	1.00	1.00	0.00
14K45	AUDITOR APPRAISER MANAGER	1.00	1.00	1.00	0.00
16C87	BUSINESS TECHNOLOGY ANALYST II	1.00	1.00	1.00	0.00
16F40	DEPARTMENTAL INFORMATION SYSTEMS MANAGER I	1.00	1.00	1.00	0.00
16F41	DEPARTMENTAL INFORMATION SYSTEMS MANAGER II	1.00	1.00	1.00	0.00
20B10	ACCOUNTANT I	1.00	1.00	1.00	0.00
20B95	FINANCE MANAGER I	1.00	1.00	1.00	0.00
28A21	APPRAISER II	13.00	13.00	13.00	0.00
28A22	APPRAISER III	5.00	5.00	5.00	0.00
28A80	SUPERVISING APPRAISER	2.00	2.00	2.00	0.00
28B21	AUDITOR-APPRAISER II	4.00	4.00	4.00	0.00
28B22	AUDITOR-APPRAISER III	1.00	1.00	1.00	0.00
43F80	SENIOR MAP DRAFTING TECHNICIAN	1.00	1.00	1.00	0.00
80A99	ADMINISTRATIVE SECRETARY-CONFIDENTIAL	1.00	1.00	1.00	0.00

## Adopted 2024-2025 to Recommended 2025-2026 Positions

Classification Code	Classification Label	Adopted Budget 2023-2024	Adopted Budget 2024-2025	Recommended Budget 2025-2026	Change
80E21	OFFICE ASSISTANT II	7.00	7.00	7.00	0.00
80E22	OFFICE ASSISTANT III	5.00	5.00	7.00	2.00
80E80	PRINCIPAL OFFICE ASSISTANT	1.00	1.00	1.00	0.00
80E81	SUPERVISING OFFICE ASSISTANT I	2.00	2.00	2.00	0.00
80E82	SUPERVISING OFFICE ASSISTANT II	1.00	1.00	1.00	0.00
80E92	RECORDER SERVICES SUPERVISOR	1.00	1.00	1.00	0.00
80J22	SENIOR ACCOUNT CLERK	1.00	1.00	1.00	0.00
80J30	ACCOUNTING TECHNICIAN	1.00	1.00	1.00	0.00
80P22	PHOTOCOPYIST	2.00	2.00	-	(2.00)
80R22	PROPERTY TRANSFER CLERK	3.00	3.00	3.00	0.00
80R23	SENIOR PROPERTY TRANSFER CLERK	1.00	1.00	1.00	0.00
<b>Total</b>		<b>65.00</b>	<b>65.00</b>	<b>65.00</b>	<b>0.00</b>

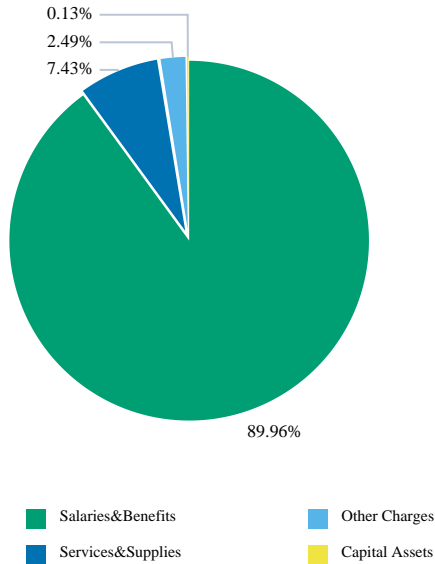
## Augmentation Requests

Request Code	Request Name	Ranking Type Name	Requested Amount	Requested FTE	Recommended Budget	Recommended FTE
118001-1001-AUG003	Appraiser II	Status Quo Vacant Position	149,819	1.00	-	1.00
118001-1001-AUG004	Appraiser II	Status Quo Vacant Position	149,819	1.00	-	1.00
118002-1001-AUG002	Restore OAH	Status Quo Vacant Position	103,476	1.00	-	1.00
<b>Grand Total:</b>			<b>403,114</b>	<b>3.00</b>	<b>-</b>	<b>3.00</b>

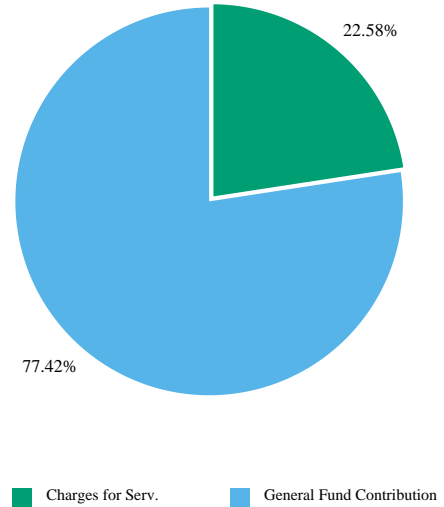
# Assessor

(Budget Unit 118001 - Fund 1001 - Appropriation Unit ACR100)

## Use of Funds



## Source of Funds



## Use of Funds

Expenditures	Prior Year 2023-2024	Adopted Budget 2024-2025	CY Estimate 2024-2025	Requested Budget 2025-2026	Recommended Budget 2025-2026	Recommended Change from Adopted
Salaries and Employee Benefits	\$ 5,928,926	\$ 7,045,692	\$ 6,138,674	\$ 7,469,258	\$ 7,169,620	\$ 123,928
Services and Supplies	555,689	598,669	605,196	592,382	592,382	(6,287)
Other Charges	280,168	556,296	284,634	198,176	198,176	(358,120)
Capital Assets	0	10,000	10,000	10,000	10,000	0
<b>Subtotal</b>	<b>\$ 6,764,783</b>	<b>\$ 8,210,657</b>	<b>\$ 7,038,503</b>	<b>\$ 8,269,816</b>	<b>\$ 7,970,178</b>	<b>\$ (240,479)</b>

## Source of Funds

Revenues	Prior Year 2023-2024	Adopted Budget 2024-2025	CY Estimate 2024-2025	Requested Budget 2025-2026	Recommended Budget 2025-2026	Recommended Change from Adopted
Charges For Services	\$ 1,297,715	\$ 1,745,000	\$ 1,745,000	\$ 1,800,000	\$ 1,800,000	\$ 55,000
<b>Subtotal</b>	<b>\$ 1,297,715</b>	<b>\$ 1,745,000</b>	<b>\$ 1,745,000</b>	<b>\$ 1,800,000</b>	<b>\$ 1,800,000</b>	<b>\$ 55,000</b>
General Fund Contributions	5,467,068	6,465,657	5,293,503	6,469,816	6,170,178	(295,479)
<b>Total Source of Funds</b>	<b>\$ 6,764,783</b>	<b>\$ 8,210,657</b>	<b>\$ 7,038,503</b>	<b>\$ 8,269,816</b>	<b>\$ 7,970,178</b>	<b>\$ (240,479)</b>

## Unit Description

The Assessor branch of the Office responsibilities include: locating all taxable property in the County and determining property ownership, establishing the taxable value of all property subject to local property taxation, applying all legal exemptions, and preparing annual assessment rolls upon which local government units rely for property tax revenue. To accomplish these various tasks, the Assessor branch of the Office has organized the office into the following program areas: Administration, Department Information Systems and Map Drafting, Exemptions, Personal Property Appraisal, Real Property Appraisal, and Change of Ownership. Tax revenues identified by the Assessor branch of the Office's valuation of property account for approximately two-thirds of the County's discretionary funds.

## Recommended FY 2025-2026 Positions

Classification Code	Classification Label	FTE
11B01	ASSESSOR-COUNTY CLERK-RECORDER	1.00
12A15	ASSISTANT ASSESSOR-VALUATION	1.00
14B32	SENIOR PERSONNEL ANALYST	1.00
14C71	ADMINISTRATIVE SERVICES OFFICER	1.00
14H03	PERSONNEL TECHNICIAN-CONFIDENTIAL	1.00
14K45	AUDITOR APPRAISER MANAGER	1.00

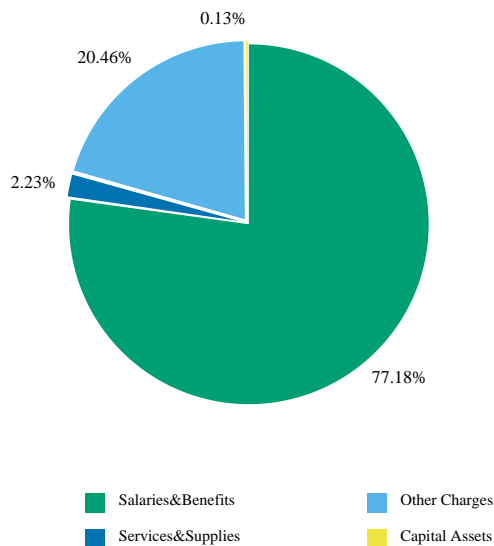
16C87	BUSINESS TECHNOLOGY ANALYST II	1.00
16F41	DEPARTMENTAL INFORMATION SYSTEMS MANAGER II	1.00
28A21	APPRAISER II	13.00
28A22	APPRAISER III	5.00
28A80	SUPERVISING APPRAISER	2.00
28B21	AUDITOR-APPRAISER II	4.00
28B22	AUDITOR-APPRAISER III	1.00
43F80	SENIOR MAP DRAFTING TECHNICIAN	1.00
80A99	ADMINISTRATIVE SECRETARY- CONFIDENTIAL	1.00
80E21	OFFICE ASSISTANT II	5.00
80E80	PRINCIPAL OFFICE ASSISTANT	1.00
80E81	SUPERVISING OFFICE ASSISTANT I	2.00
80J22	SENIOR ACCOUNT CLERK	1.00
80J30	ACCOUNTING TECHNICIAN	1.00
80R22	PROPERTY TRANSFER CLERK	3.00
80R23	SENIOR PROPERTY TRANSFER CLERK	1.00
Total		49.00



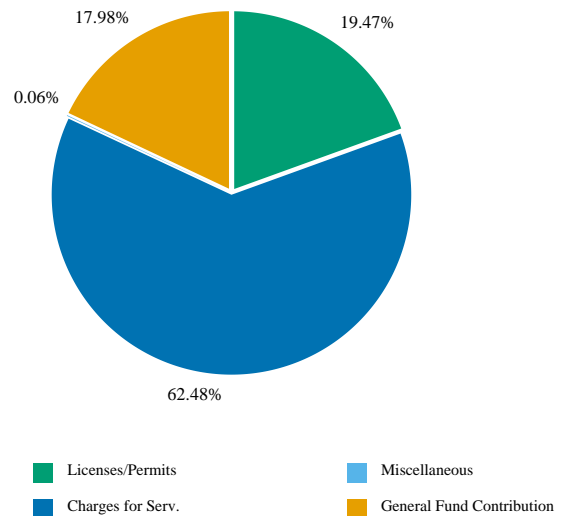
# Clerk-Recorder

(Budget Unit 118002 - Fund 1001 - Appropriation Unit ACR101)

## Use of Funds



## Source of Funds



## Use of Funds

Expenditures	Prior Year 2023-2024	Adopted Budget 2024-2025	CY Estimate 2024-2025	Requested Budget 2025-2026	Recommended Budget 2025-2026	Recommended Change from Adopted
Salaries and Employee Benefits	\$ 1,868,227	\$ 1,978,729	\$ 1,810,691	\$ 2,481,504	\$ 2,378,028	\$ 399,299
Services and Supplies	175,335	119,322	87,611	68,733	68,733	(50,589)
Other Charges	339,634	321,908	328,619	630,285	630,285	308,377
Capital Assets	-	5,000	5,000	4,000	4,000	(1,000)
<b>Subtotal</b>	<b>\$ 2,383,196</b>	<b>\$ 2,424,959</b>	<b>\$ 2,231,921</b>	<b>\$ 3,184,522</b>	<b>\$ 3,081,046</b>	<b>\$ 656,087</b>

## Source of Funds

Revenues	Prior Year 2023-2024	Adopted Budget 2024-2025	CY Estimate 2024-2025	Requested Budget 2025-2026	Recommended Budget 2025-2026	Recommended Change from Adopted
Licenses, Permits, and Franchises	\$ 159,890	\$ 325,000	\$ 532,464	\$ 600,000	\$ 600,000	\$ 275,000
Charges For Services	1,541,188	2,300,000	1,069,698	1,925,000	1,925,000	(375,000)
Miscellaneous Revenues	3,547	1,000	1,530	2,000	2,000	1,000
<b>Subtotal</b>	<b>\$ 1,704,624</b>	<b>\$ 2,626,000</b>	<b>\$ 1,603,692</b>	<b>\$ 2,527,000</b>	<b>\$ 2,527,000</b>	<b>\$ (99,000)</b>
General Fund Contributions	678,572	(201,041)	628,229	657,522	554,046	755,087
<b>Total Source of Funds</b>	<b>\$ 2,383,196</b>	<b>\$ 2,424,959</b>	<b>\$ 2,231,921</b>	<b>\$ 3,184,522</b>	<b>\$ 3,081,046</b>	<b>\$ 656,087</b>

## Unit Description

The Clerk-Recorder branches of the Office create, maintain, and have custody of files which constitute the official public record of certain legal financial documents such as deeds, notices of default, notices of completion, abstracts of judgment, liens, subdivision maps, etc. These files are important to the conduct of local commerce and are vital to the real estate industry. The Clerk-Recorder branches of the Office functions include but are not limited to maintaining records of births, deaths and certain marriages, certification of copies of public records, and issuance of marriage licenses.

## Recommended FY 2025-2026 Positions

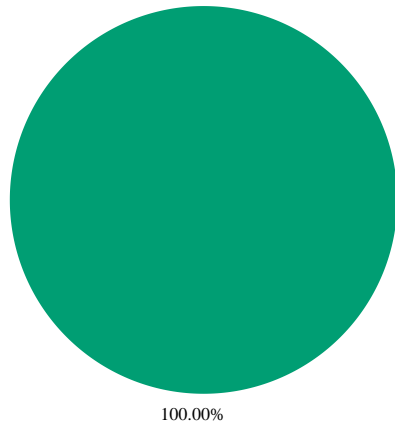
Classification Code	Classification Label	FTE
12A05	ASSISTANT COUNTY CLERK-RECORDER	1.00
14G02	MANAGEMENT ANALYST I	1.00
16F40	DEPARTMENTAL INFORMATION SYSTEMS MANAGER I	1.00
20B10	ACCOUNTANT I	1.00
20B95	FINANCE MANAGER I	1.00

80E21	OFFICE ASSISTANT II	2.00
80E22	OFFICE ASSISTANT III	7.00
80E82	SUPERVISING OFFICE ASSISTANT II	1.00
80E92	RECORDER SERVICES SUPERVISOR	1.00
	<u>Total</u>	16.00

# Recorder's Modernization

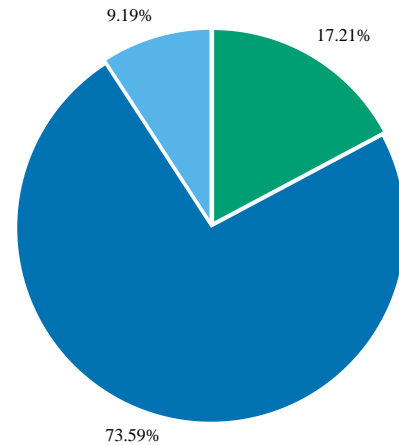
(Budget Unit 118003 - Fund 1360 - Appropriation Unit ACR102)

## Use of Funds



Services&Supplies

## Source of Funds



Investment Income

Charges for Serv.

Fund Balance

## Use of Funds

Expenditures	Prior Year 2023-2024	Adopted Budget 2024-2025	CY Estimate 2024-2025	Requested Budget 2025-2026	Recommended Budget 2025-2026	Recommended Change from Adopted
Services and Supplies	\$ 288,224	\$ 417,996	\$ 302,670	\$ 307,909	\$ 307,909	\$ (110,087)
Other Charges	196,900	0	28,870	0	0	0
<b>Subtotal</b>	<b>\$ 485,124</b>	<b>\$ 417,996</b>	<b>\$ 331,540</b>	<b>\$ 307,909</b>	<b>\$ 307,909</b>	<b>\$ (110,087)</b>

## Source of Funds

Revenues	Prior Year 2023-2024	Adopted Budget 2024-2025	CY Estimate 2024-2025	Requested Budget 2025-2026	Recommended Budget 2025-2026	Recommended Change from Adopted
Revenue from Use of Money & Property	\$ 41,933	\$ -	\$ 51,000	\$ 53,000	\$ 53,000	\$ 53,000
Charges For Services	201,163	417,996	353,928	226,600	226,600	(191,396)
<b>Subtotal</b>	<b>\$ 243,096</b>	<b>\$ 417,996</b>	<b>\$ 404,928</b>	<b>\$ 279,600</b>	<b>\$ 279,600</b>	<b>\$ (138,396)</b>
Fund Balance	\$ 242,029	\$ 0	\$ (73,388)	\$ 28,309	\$ 28,309	\$ 28,309
<b>Total Source of Funds</b>	<b>\$ 485,124</b>	<b>\$ 417,996</b>	<b>\$ 331,540</b>	<b>\$ 307,909</b>	<b>\$ 307,909</b>	<b>\$ (110,087)</b>

## Unit Description

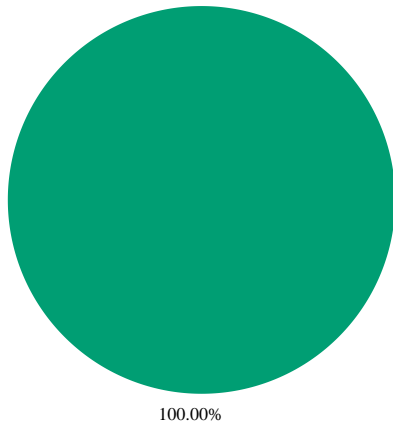
Beginning FY 2025-26, Fund 1360 was established as the repository and appropriation unit for the Clerk/Recorder branches of the Office restricted revenue. Per Governmental Accounting Standards Board No. 33 (GASB 33), Accounting and Financial Reporting for Transactions, restricted recording fee revenue must be recognized and tracked. These funds are restricted by state law under Government Code, sections 27361.4 (a), 27361(c), 27397, and Health and Safety Code, section 103625(h) solely for the use of the Clerk/ Recorder branches of the Office

for modernization expenses. The Recommended Budget for FY 2025-26, in the amount of \$307,909, represents the estimated funding available to fund eligible expenditures during the budget year.

# Recorder's Micrographics

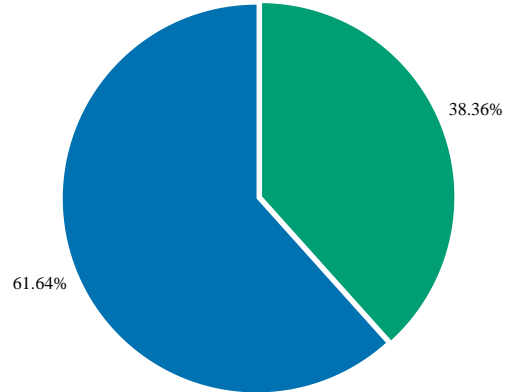
(Budget Unit 118004 - Fund 1362 - Appropriation Unit ACR103)

## Use of Funds



Services&Supplies

## Source of Funds



Investment Income

Charges for Serv.

## Use of Funds

Expenditures	Prior Year 2023-2024	Adopted Budget 2024-2025	CY Estimate 2024-2025	Requested Budget 2025-2026	Recommended Budget 2025-2026	Recommended Change from Adopted
Services and Supplies	\$ 51,125	\$ -	\$ 70,148	\$ 54,000	\$ 54,000	\$ 54,000
<b>Subtotal</b>	<b>\$ 51,125</b>	<b>\$ -</b>	<b>\$ 70,148</b>	<b>\$ 54,000</b>	<b>\$ 54,000</b>	<b>\$ 54,000</b>

## Source of Funds

Revenues	Prior Year 2023-2024	Adopted Budget 2024-2025	CY Estimate 2024-2025	Requested Budget 2025-2026	Recommended Budget 2025-2026	Recommended Change from Adopted
Revenue from Use of Money & Property	\$ 17,881	\$ -	\$ 25,000	\$ 22,400	\$ 22,400	\$ 22,400
Charges For Services	33,818	-	39,930	36,000	36,000	36,000
<b>Subtotal</b>	<b>\$ 51,699</b>	<b>\$ -</b>	<b>\$ 64,930</b>	<b>\$ 58,400</b>	<b>\$ 58,400</b>	<b>\$ 58,400</b>
Fund Balance	\$ (574)	\$ -	\$ 5,218	\$ (4,400)	\$ (4,400)	\$ (4,400)
<b>Total Source of Funds</b>	<b>\$ 51,125</b>	<b>\$ -</b>	<b>\$ 70,148</b>	<b>\$ 54,000</b>	<b>\$ 54,000</b>	<b>\$ 54,000</b>


## Unit Description

Beginning FY 2025-26, Fund 1362 was established as the repository and appropriation unit for the Clerk/Recorder branches of the Office restricted revenue. Per GASB 33, restricted recording fee revenue must be recognized and tracked. These funds are restricted by state law under Government Code, sections 27361.4 (a), 27361(c), 27397, and Health and Safety Code, section 103625(h) solely for the use of the Clerk/Recorder branches of the Office for micrographics expenses. The Recommended Budget for FY 2025-26, in the amount of \$54,000, represents the estimated funding available for eligible expenditures during the budget year.

# Recorder's Vital and Health Stats

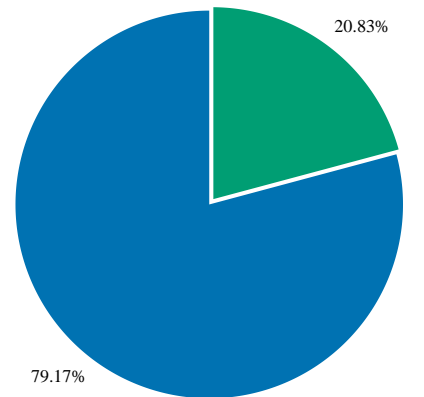
(Budget Unit 118005 - Fund 1363 - Appropriation Unit ACR104)

## Use of Funds



Services&Supplies

## Source of Funds



Investment Income

Charges for Serv.

## Use of Funds

Expenditures	Prior Year 2023-2024	Adopted Budget 2024-2025	CY Estimate 2024-2025	Requested Budget 2025-2026	Recommended Budget 2025-2026	Recommended Change from Adopted
Services and Supplies	\$ 20,960	\$ -	\$ 22,920	\$ 24,000	\$ 24,000	\$ 24,000
<b>Subtotal</b>	<b>\$ 20,960</b>	<b>\$ -</b>	<b>\$ 22,920</b>	<b>\$ 24,000</b>	<b>\$ 24,000</b>	<b>\$ 24,000</b>

## Source of Funds

Revenues	Prior Year 2023-2024	Adopted Budget 2024-2025	CY Estimate 2024-2025	Requested Budget 2025-2026	Recommended Budget 2025-2026	Recommended Change from Adopted
Revenue from Use of Money & Property	\$ 10,955	\$ -	\$ 13,750	\$ 14,600	\$ 14,600	\$ 14,600
Charges For Services	53,243	-	74,157	55,481	55,481	55,481
<b>Subtotal</b>	<b>\$ 64,197</b>	<b>\$ -</b>	<b>\$ 87,907</b>	<b>\$ 70,081</b>	<b>\$ 70,081</b>	<b>\$ 70,081</b>
Fund Balance	\$ (43,237)	\$ -	\$ (64,987)	\$ (46,081)	\$ (46,081)	\$ (46,081)
<b>Total Source of Funds</b>	<b>\$ 20,960</b>	<b>\$ -</b>	<b>\$ 22,920</b>	<b>\$ 24,000</b>	<b>\$ 24,000</b>	<b>\$ 24,000</b>

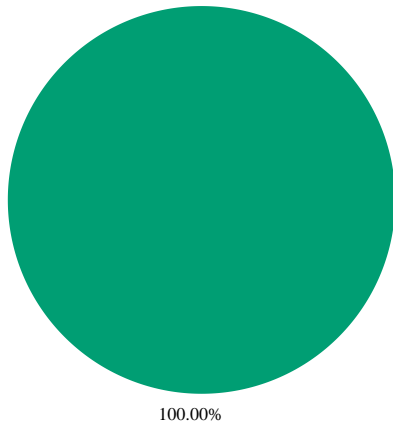
## Unit Description

Beginning FY 2025-26, Fund 1363 was established as the repository and appropriation unit for the Clerk/Recorder branches of the Office restricted revenue. Per GASB 33, restricted recording fee revenue must be recognized and tracked. These funds are restricted by state law under Government Code, sections 27361.4(a), 27361(c), 27397, and Health and Safety Code, section 103625 (h) solely for the use of the Clerk/ Recorder branches of the Office for vital and health records expenses. The Recommended Budget for FY 2025-26, in the amount of \$24,000, represents the estimated funding available for eligible expenditures during the budget year.

# Clerk Vital and Health Stats

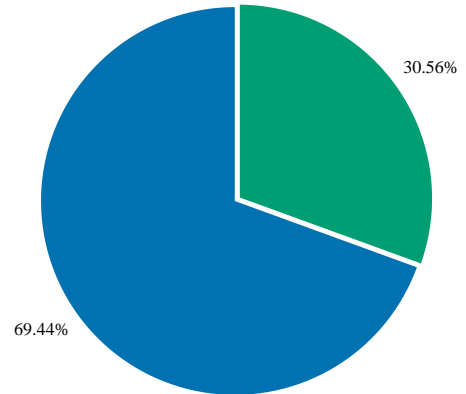
(Budget Unit 118006 - Fund 1364 - Appropriation Unit ACR105)

## Use of Funds



Services&Supplies

## Source of Funds



Investment Income

Charges for Serv.

## Use of Funds

Expenditures	Prior Year 2023-2024	Adopted Budget 2024-2025	CY Estimate 2024-2025	Requested Budget 2025-2026	Recommended Budget 2025-2026	Recommended Change from Adopted
Services and Supplies	\$ 2,436	\$ -	\$ 2,124	\$ 6,000	\$ 6,000	\$ 6,000
<b>Subtotal</b>	<b>\$ 2,436</b>	<b>\$ -</b>	<b>\$ 2,124</b>	<b>\$ 6,000</b>	<b>\$ 6,000</b>	<b>\$ 6,000</b>

## Source of Funds

Revenues	Prior Year 2023-2024	Adopted Budget 2024-2025	CY Estimate 2024-2025	Requested Budget 2025-2026	Recommended Budget 2025-2026	Recommended Change from Adopted
Revenue from Use of Money & Property	\$ 1,595	\$ -	\$ 2,000	\$ 2,200	\$ 2,200	\$ 2,200
Charges For Services	4,604	-	5,360	5,000	5,000	5,000
<b>Subtotal</b>	<b>\$ 6,198</b>	<b>\$ -</b>	<b>\$ 7,360</b>	<b>\$ 7,200</b>	<b>\$ 7,200</b>	<b>\$ 7,200</b>
Fund Balance	\$ (3,763)	\$ -	\$ (5,235)	\$ (1,200)	\$ (1,200)	\$ (1,200)
<b>Total Source of Funds</b>	<b>\$ 2,436</b>	<b>\$ -</b>	<b>\$ 2,124</b>	<b>\$ 6,000</b>	<b>\$ 6,000</b>	<b>\$ 6,000</b>


## Unit Description

Beginning FY 2025-26, Fund 1364 was established as the repository and appropriation unit for the Clerk/Recorder branches of the Office restricted revenue. Per GASB 33, restricted recording fee revenue must be recognized and tracked. These funds are restricted by state law under Government Code, sections 27361.4(a), 27361(c), 27397, and Health and Safety Code, section 103625(h) solely for the use of the Clerk/ Recorder branches of the Office for vital and health record expenses. The Recommended Budget for FY 2025-26, in the amount of \$6,000, represents the estimated funding available for eligible expenditures during the budget year.

# Electronic Recording Delivery System

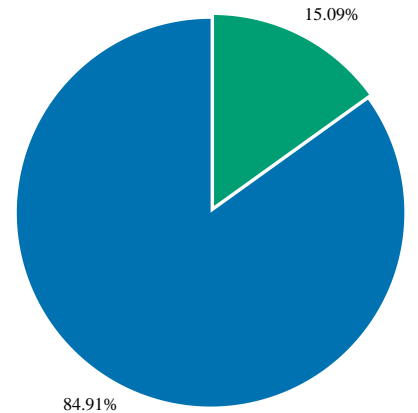
(Budget Unit 118007 - Fund 1365 - Appropriation Unit ACR106)

## Use of Funds



■ Services&Supplies

## Source of Funds



■ Investment Income

■ Charges for Serv.

## Use of Funds

Expenditures	Prior Year 2023-2024	Adopted Budget 2024-2025	CY Estimate 2024-2025	Requested Budget 2025-2026	Recommended Budget 2025-2026	Recommended Change from Adopted
Services and Supplies	\$ 19,834	\$ -	\$ 19,785	\$ 30,000	\$ 30,000	\$ 30,000
<b>Subtotal</b>	<b>\$ 19,834</b>	<b>\$ -</b>	<b>\$ 19,785</b>	<b>\$ 30,000</b>	<b>\$ 30,000</b>	<b>\$ 30,000</b>

## Source of Funds

Revenues	Prior Year 2023-2024	Adopted Budget 2024-2025	CY Estimate 2024-2025	Requested Budget 2025-2026	Recommended Budget 2025-2026	Recommended Change from Adopted
Revenue from Use of Money & Property	\$ 5,402	\$ -	\$ 5,600	\$ 7,110	\$ 7,110	\$ 7,110
Charges For Services	33,818	-	35,730	40,000	40,000	40,000
<b>Subtotal</b>	<b>\$ 39,220</b>	<b>\$ -</b>	<b>\$ 41,330</b>	<b>\$ 47,110</b>	<b>\$ 47,110</b>	<b>\$ 47,110</b>
Fund Balance	\$ (19,387)	\$ -	\$ (21,545)	\$ (17,110)	\$ (17,110)	\$ (17,110)
<b>Total Source of Funds</b>	<b>\$ 19,834</b>	<b>\$ -</b>	<b>\$ 19,785</b>	<b>\$ 30,000</b>	<b>\$ 30,000</b>	<b>\$ 30,000</b>

## Unit Description

Beginning FY 2025-26, Fund 1365 was established as the repository and appropriation unit for the Clerk/Recorder branches of the Office restricted revenue. In accordance with GASB 33, restricted recording fee revenue must be recognized and tracked. These funds are restricted by state law under Government Code, sections 27361.4(a), 27361(c), 27397, and Health and Safety Code, section 103625(h) solely for the use of the Clerk/ Recorder branches of the Office for electronic recording delivery system expenses. The Recommended Budget for FY 2025-26, in the amount of \$30,000, represents the estimated funding available for eligible expenditures during the budget year.



This page intentionally left blank.



---

# County Counsel

---

## Departmental Overview:

The Office of the County Counsel (Office) serves as the in-house legal counsel for the County of Monterey, the Board of Supervisors (BOS), and county officers, departments, agencies, boards, and commissions, as well as management and support to the Civil Grand Jury. In addition to providing legal advice, the Office also represents the County in civil and special litigation in state and federal courts, various administrative proceedings, and coordinates the services of outside legal counsel.

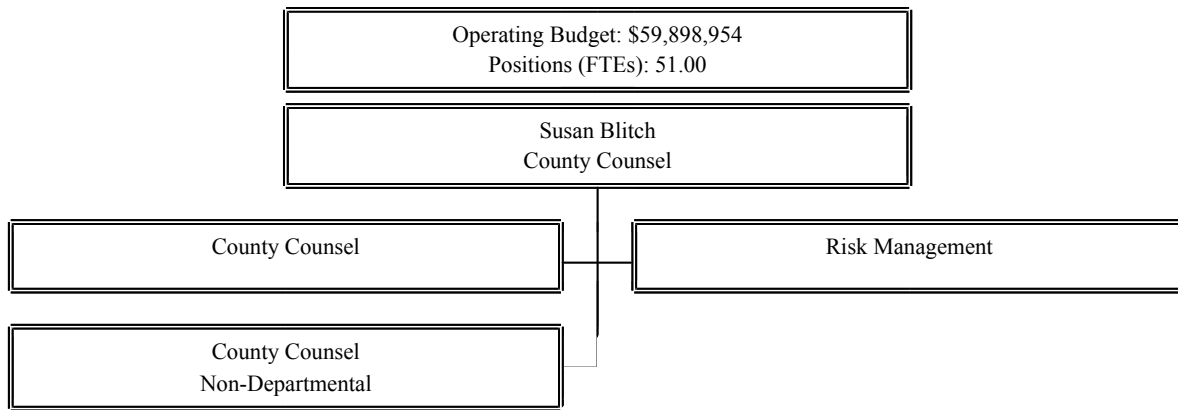
## Programs and Functions:

The Office consists of four divisions. The General Government, Litigation and Land Use Divisions provide legal counsel to county offices and departments, and representation in litigation matters. The Risk Management Division oversees and manages the County insurance and self-insurance programs, claims management, safety, ergonomics, and other risk transfer and loss control activities that protect the County and mitigate losses. The Office manages and advises the Civil Grand Jury and provides legal and insurance-related services for the Monterey County Water Resource Agency.

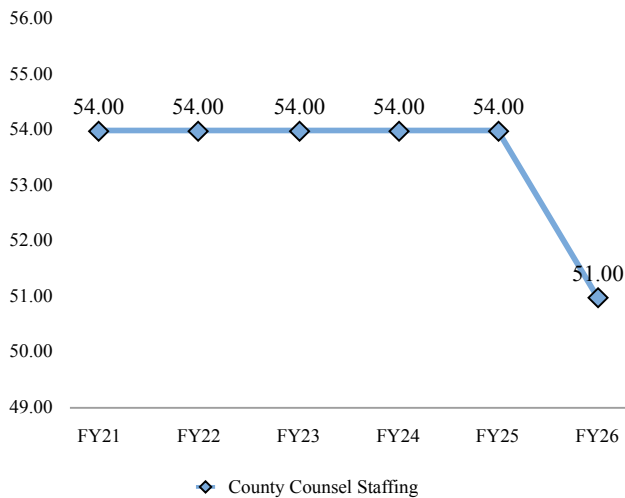
## Office's Contribution to the County's Prior Strategic Initiatives:

The Office addresses Economic Development, Administration, Health & Human Services, Infrastructure, and Public Safety. The primary goal of the Office is to provide services with the highest degree of competence and integrity in a timely and responsive manner and to enable the Board of Supervisors, county officials, appointed department heads, departments, and outside agencies to carry out their functions and achieve their goals effectively.

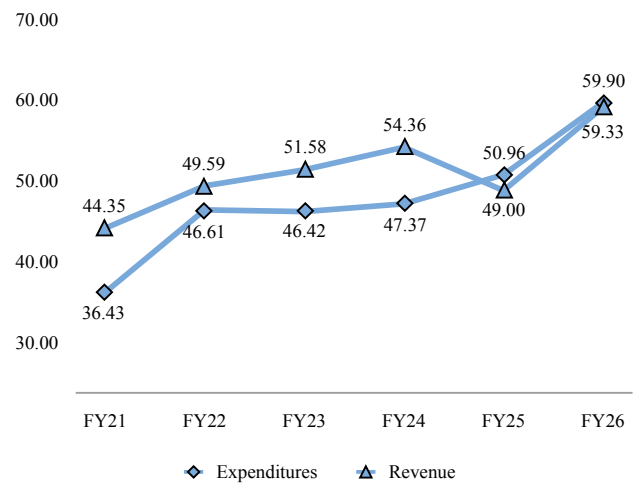




### Staffing Trends



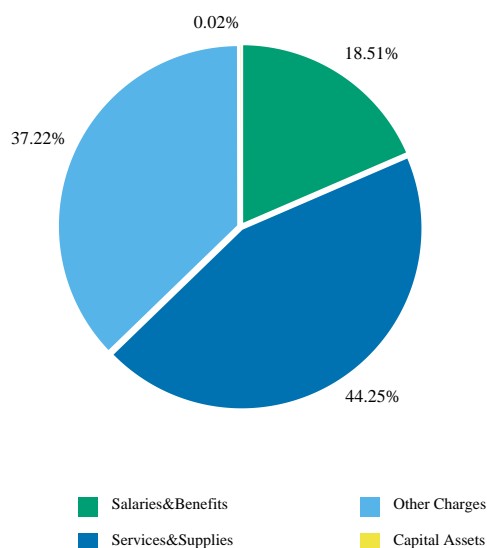
### Expenditure/Revenue History (in millions)



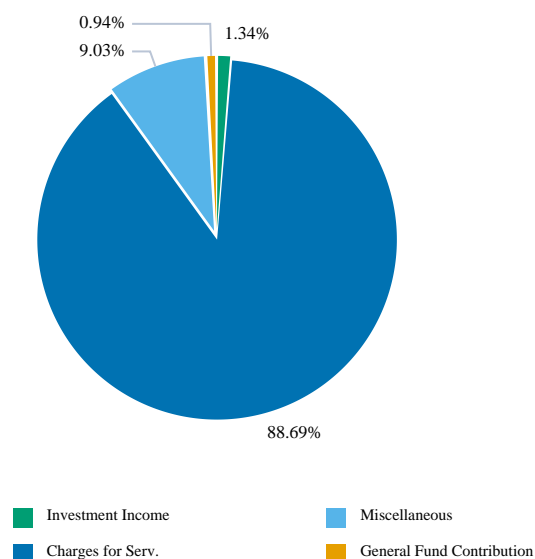
Legal advisor and primary litigator for the Board of Supervisors, elected county officials, appointed department heads, county departments and agencies on issues of law or public policy. The Office advises various boards, special districts and commissions within the County. In doing so, the Office enables its clients to carry out their responsibilities in a manner entirely consistent with local, state and federal laws. The Risk Management Division manages general liability and workers' compensation programs, safety, ergonomics, and procures insurance.

Key Performance Measures	2022-2023 Actual	2023-2024 Actual	2024-2025 Mid-Year
Number of Litigation matters opened/pending.	129	196	80
Number of Liability Claims opened/pending.	161	149	75
Number of new and returning assignments and percentage of completion within cycle of two weeks.	4,191	3,093	1,409
Number of new and returning assignments and percentage of completion within cycle of two weeks.	73%	77%	74%
Number of Workers' Compensation claims open or pending status.	998	930	904
Annual Average Workers' Compensation Costs per new claim.	\$18,975	\$16,316	\$13,085

## Use of Funds



## Source of Funds



## Use of Funds

Expenditures	Prior Year 2023-2024	Adopted Budget 2024-2025	CY Estimate 2024-2025	Requested Budget 2025-2026	Recommended Budget 2025-2026	Recommended Change from Adopted
Salaries and Employee Benefits	\$ 8,910,736	\$ 10,648,809	\$ 10,183,766	\$ 11,659,714	\$ 11,089,928	\$ 441,119
Services and Supplies	18,299,027	23,686,001	22,184,552	26,514,546	26,502,546	2,816,545
Other Charges	20,163,259	16,599,251	16,966,969	22,292,080	22,292,080	5,692,829
Capital Assets	0	25,806	37,979	14,400	14,400	(11,406)
<b>Subtotal</b>	<b>\$ 47,373,022</b>	<b>\$ 50,959,867</b>	<b>\$ 49,373,266</b>	<b>\$ 60,480,740</b>	<b>\$ 59,898,954</b>	<b>\$ 8,939,087</b>

## Source of Funds

Revenues	Prior Year 2023-2024	Adopted Budget 2024-2025	CY Estimate 2024-2025	Requested Budget 2025-2026	Recommended Budget 2025-2026	Recommended Change from Adopted
Revenue from Use of Money & Property	\$ 3,133,376	\$ 800,000	\$ 3,158,175	\$ 800,000	\$ 800,000	\$ 0
Charges For Services	48,105,461	48,195,000	49,374,034	53,126,844	53,126,844	4,931,844
Miscellaneous Revenues	3,117,159	0	1,426,432	5,406,407	5,406,407	5,406,407
<b>Subtotal</b>	<b>\$ 54,355,996</b>	<b>\$ 48,995,000</b>	<b>\$ 53,958,641</b>	<b>\$ 59,333,251</b>	<b>\$ 59,333,251</b>	<b>\$ 10,338,251</b>
Fund Balance	\$ (7,338,350)	\$ 0	\$ (6,295,646)	\$ 0	\$ 0	\$ 0
General Fund Contributions	355,376	1,964,867	1,710,271	1,147,489	565,703	(1,399,164)
<b>Total Source of Funds</b>	<b>\$ 47,373,022</b>	<b>\$ 50,959,867</b>	<b>\$ 49,373,266</b>	<b>\$ 60,480,740</b>	<b>\$ 59,898,954</b>	<b>\$ 8,939,087</b>

## Summary of Recommendation

The FY 2025-26 Recommended Budget for the Office of the County Counsel is \$59,898,954 in appropriations, which includes \$3,072,074 of interfund reimbursement. The total expenditures are financed by \$59,333,251 in revenue increasing by \$10, 338,251 from FY 2024-25 Adopted Budget due to a \$5,406,407 cost plan credit and, \$4,931,844 as the General Liability (GL) and Workers' Compensation (WC) insurance allocations have increased, and a general fund contribution (GFC) of \$565,703. In addition, expenses grew due to negotiated salaries, wage studies, pension plans, health insurance, property insurance, stop loss insurance costs, Third Party Administrator (TPA) fees, WC claims, GL claims, and the funding of GL Non-Recoverable Internal Service Fund (ISF), but were offset to some degree by decreasing Claims

and Judgment costs and Interfund Reimbursements. Both revenue and expenses have grown due to a change in budgeting methodology, now including cost plan credits as revenue, where previously cost plan credits were treated as offsetting expenses.

## Budget Impacts

No impacts.

## Prior Year Accomplishments

This past year, the Office handled more than 750 litigation matters and 1,500 new assignments in addition to advising numerous committees and commissions.

The Office absorbed the new Care Court assignment and an increased number of restraining order cases. Additionally, the Office provided numerous trainings on topics ranging from Ralph M Brown Act (Chapter 1588, Statutes of 1953, which promotes transparency by requiring government bodies to conduct their deliberations openly) compliance to conflict-of-interest matters.

The Risk Management Division endeavored to modernize risk prevention within the County, updating numerous policies and procedures, and increasing safety and ergonomic training. As a result, the County's injury rate has decreased.

---

### **Budget Year Goals**

Continue to advise elected officials, appointed department heads, and county employees in a timely manner and assist departmental needs in achieving their goals and objectives.

Manage and conclude claims and litigation fairly, respecting the rights of claimants and litigants, and providing fiscal accountability to the public.

Maintain the professional and technical competence of all employees through appropriate continuing education, modern technology, and electronic case management and assignment tools, to provide innovative solutions to legal problems.

---

### **Pending Issues**

Testing and bioventing (enhancing the natural biodegradation process of hydrocarbons and other contaminants by introducing air or oxygen into the water) of Lake San Antonio, resulting from a fuel system leak. If the bioventing does not prove effective, the Office may have to request additional funding during FY 2025-26.

---

### **Policy Considerations**

As per the State Controller's Office and the County's own Actuarial Service provider (Bickmore), the County's GL and WC ISFs should be operating at an 80% confidence level after ten years. The County programs have remained at 70% over the last 20 years.

## Appropriation Expenditure Detail

Entity Description	Entity Code	Fund Code	Prior Year 2023-2024	Adopted Budget 2024-2025	CY Estimate 2024-2025	Requested Budget 2025-2026	Recommended Budget 2025-2026	Recommended Change from Adopted
<b>Legal Division</b>	<b>COU100</b>	<b>1001</b>	<b>\$ 631,546</b>	<b>\$ 2,109,035</b>	<b>\$ 1,914,139</b>	<b>\$ 6,063,081</b>	<b>\$ 5,493,295</b>	<b>\$ 3,384,260</b>
Legal Division	121001	1001	631,546	2,109,035	1,914,139	6,063,081	5,493,295	3,384,260
<b>Risk Management Division</b>	<b>COU101</b>	<b>1001</b>	<b>(1,756)</b>	<b>(21,895)</b>	<b>0</b>	<b>659,730</b>	<b>659,730</b>	<b>681,625</b>
Risk Management Division	121002	1001	(1,756)	(21,895)	0	659,730	659,730	681,625
<b>Grand Jury</b>	<b>COU104</b>	<b>1001</b>	<b>315,878</b>	<b>301,613</b>	<b>299,813</b>	<b>305,655</b>	<b>293,655</b>	<b>(7,958)</b>
Grand Jury	121014	1001	315,878	301,613	299,813	305,655	293,655	(7,958)
<b>Enterprise Risk</b>	<b>COU105</b>	<b>1001</b>	<b>31,148</b>	<b>26,114</b>	<b>19,309</b>	<b>25,430</b>	<b>25,430</b>	<b>(684)</b>
Enterprise Risk	121015	1001	31,148	26,114	19,309	25,430	25,430	(684)
<b>Workers' Compensation</b>	<b>COU103</b>	<b>2105</b>	<b>27,424,610</b>	<b>26,983,000</b>	<b>26,464,500</b>	<b>28,701,000</b>	<b>28,701,000</b>	<b>1,718,000</b>
Workers' Compensation	121013	2105	27,424,610	26,983,000	26,464,500	28,701,000	28,701,000	1,718,000
<b>General Liability</b>	<b>COU102</b>	<b>2110</b>	<b>18,971,596</b>	<b>21,562,000</b>	<b>20,675,506</b>	<b>24,725,844</b>	<b>24,725,844</b>	<b>3,163,844</b>
General Liability Recoverable Claims	121010	2110	18,971,596	21,562,000	20,675,506	24,725,844	24,725,844	3,163,844
<b>Total</b>			<b>\$ 47,373,022</b>	<b>\$ 50,959,867</b>	<b>\$ 49,373,266</b>	<b>\$ 60,480,740</b>	<b>\$ 59,898,954</b>	<b>\$ 8,939,087</b>

## Adopted 2024-2025 to Recommended 2025-2026 Positions

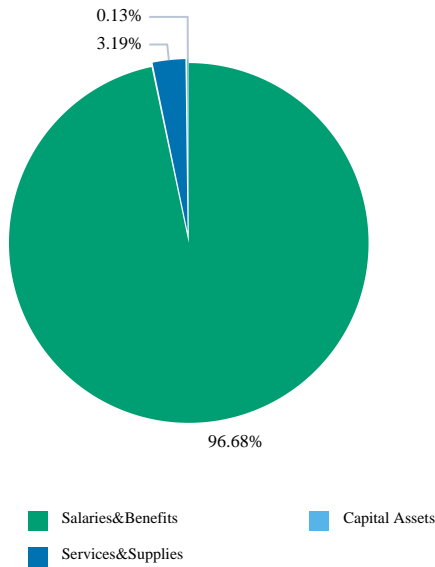
Classification Code	Classification Label	Adopted Budget 2023-2024	Adopted Budget 2024-2025	Recommended Budget 2025-2026	Change
11A04	COUNTY COUNSEL	1.00	1.00	1.00	0.00
12C38	ASSISTANT COUNTY COUNSEL	2.00	2.00	2.00	0.00
12C39	CHIEF ASSISTANT COUNTY COUNSEL	1.00	1.00	1.00	0.00
14B62	ASSOCIATE RISK & BENEFITS ANALYST	1.00	1.00	-	(1.00)
14B63	SENIOR RISK & BENEFITS ANALYST	1.00	1.00	-	(1.00)
14B64	RISK MANAGER	1.00	1.00	1.00	0.00
14C30	MANAGEMENT ANALYST II	1.00	1.00	1.00	0.00
14C31	MANAGEMENT ANALYST III	2.00	2.00	2.00	0.00
14C32	SAFETY OFFICER	1.00	1.00	1.00	0.00
14C85	WORKERS COMPENSATION MANAGER	1.00	1.00	1.00	0.00
14C86	ERGONOMICS MANAGER	1.00	1.00	1.00	0.00
14D02	RISK MANAGEMENT ANALYST II	-	-	1.00	1.00
14D03	RISK MANAGEMENT ANALYST III	-	-	1.00	1.00
14N05	ADMINISTRATIVE OPERATIONS MANAGER	1.00	1.00	1.00	0.00
20B93	FINANCE MANAGER II	1.00	1.00	1.00	0.00
39B23	DEPUTY COUNTY COUNSEL IV	14.00	14.00	13.00	(1.00)
39B25	CHIEF DEPUTY COUNTY COUNSEL	3.00	3.00	3.00	0.00
74K50	SAFETY COORDINATOR/INVESTIGATOR	3.00	3.00	3.00	0.00
80A34	SENIOR SECRETARY-CONFIDENTIAL	1.00	1.00	1.00	0.00
80A99	ADMINISTRATIVE SECRETARY-CONFIDENTIAL	1.00	1.00	1.00	0.00
80B26	LEGAL SECRETARY III	7.00	7.00	5.00	(2.00)
99ZWC	ALLOCATION ON LOAN WORK COMP	10.00	10.00	10.00	0.00
<b>Total</b>		<b>54.00</b>	<b>54.00</b>	<b>51.00</b>	<b>(3.00)</b>

## Augmentation Requests

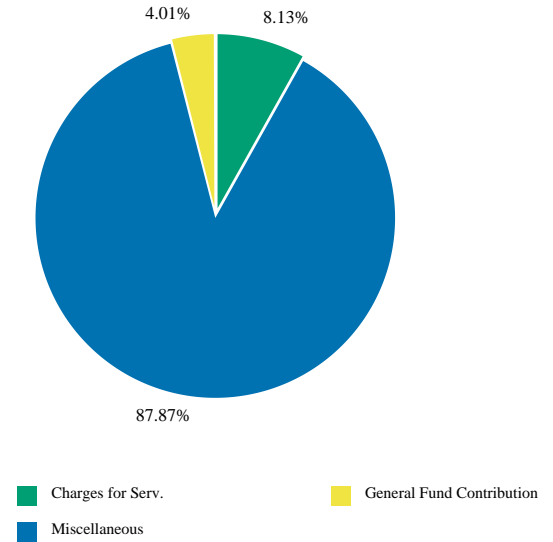
Request Code	Request Name	Ranking Type Name	Requested Amount	Requested FTE	Recommended Budget	Recommended FTE
121001-1001-AUG001	121001-AUG001-Deputy County Counsel IV	Status Quo Vacant Position	306,036	-	-	-
121001-1001-AUG002	121001-AUG002-Legal Secretary III	Status Quo Vacant Position	131,875	-	-	-
121001-1001-AUG003	121001-AUG003-Legal Secretary III	Status Quo Vacant Position	131,875	-	-	-
121014-1001-AUG004	121014-AUG004-Civil Grand Jury	Status Quo Other	12,000	-	-	-
<b>Grand Total:</b>			<b>581,786</b>	-	-	-

# County Counsel Departmental

## Use of Funds



## Source of Funds



## Use of Funds

Expenditures	Prior Year 2023-2024	Adopted Budget 2024-2025	CY Estimate 2024-2025	Requested Budget 2025-2026	Recommended Budget 2025-2026	Recommended Change from Adopted
Salaries and Employee Benefits	\$ 8,819,511	\$ 10,554,479	\$ 10,092,825	\$ 11,562,913	\$ 10,993,127	\$ 438,648
Services and Supplies	371,554	349,773	358,815	363,246	363,246	13,473
Other Charges	(8,561,275)	(8,840,382)	(8,572,664)	(5,217,747)	(5,217,747)	3,622,635
Capital Assets	0	23,270	35,163	14,400	14,400	(8,870)
<b>Subtotal</b>	<b>\$ 629,790</b>	<b>\$ 2,087,140</b>	<b>\$ 1,914,140</b>	<b>\$ 6,722,811</b>	<b>\$ 6,153,025</b>	<b>\$ 4,065,885</b>

## Source of Funds

Revenues	Prior Year 2023-2024	Adopted Budget 2024-2025	CY Estimate 2024-2025	Requested Budget 2025-2026	Recommended Budget 2025-2026	Recommended Change from Adopted
Charges For Services	\$ 621,440	\$ 450,000	\$ 522,990	\$ 500,000	\$ 500,000	\$ 50,000
Miscellaneous Revenues	-	0	0	5,406,407	5,406,407	5,406,407
<b>Subtotal</b>	<b>\$ 621,440</b>	<b>\$ 450,000</b>	<b>\$ 522,990</b>	<b>\$ 5,906,407</b>	<b>\$ 5,906,407</b>	<b>\$ 5,456,407</b>
General Fund Contributions	8,350	1,637,140	1,391,150	816,404	246,618	(1,390,522)
<b>Total Source of Funds</b>	<b>\$ 629,790</b>	<b>\$ 2,087,140</b>	<b>\$ 1,914,140</b>	<b>\$ 6,722,811</b>	<b>\$ 6,153,025</b>	<b>\$ 4,065,885</b>

## Description:

The Office's Departmental section includes the Risk Management Division. The Office serves as the in-house legal counsel for the County, the Board of Supervisors, and county officers, department heads, departments, agencies, boards, and commissions. In addition to administrative and support staff, the Office is comprised of four divisions: Land Use, Litigation, General Government, and Risk Management. It manages and supports the Grand Jury.

The Risk Management Division oversees insurance, self-insurance, claims management, Workers Compensation (WC), General Liability (GL), safety, ergonomics, and other risk transfer and loss control activities that protects the County and mitigates losses. Additional responsibilities include the administration of general insurance programs

for fires, earthquakes, property, boiler/machinery, and performance bonds. The Risk Management Division, with the assistance of County Counsel, negotiates and places excess insurance and manages and directs GL and WC claims and medical malpractice claims involving the Health Department and Natividad Medical Center (NMC).

## Summary of Recommendation

The FY 2025-26 Recommended Budget for County Counsel Departmental is \$6,153,025 in appropriations, which includes \$3,072,074 of interfund reimbursement. The total expenditures are financed by revenue of \$5,906,407 including \$5,406,407 from a cost plan credit, and \$246,618 from GFC. Salary and benefit increased by \$438,648 due to negotiated salaries, wage studies, pension costs, health insurance, and insurance premiums. Both revenue and expenses have

grown due to a change in budgeting methodology now including cost plan credits as a revenue, where previously cost plan credits were treated as offsetting expenses.

The Recommended Budget includes \$2,145,673 in expenditures for Risk Management, offset by reimbursements from the GL and WC Internal Service Funds (ISF).



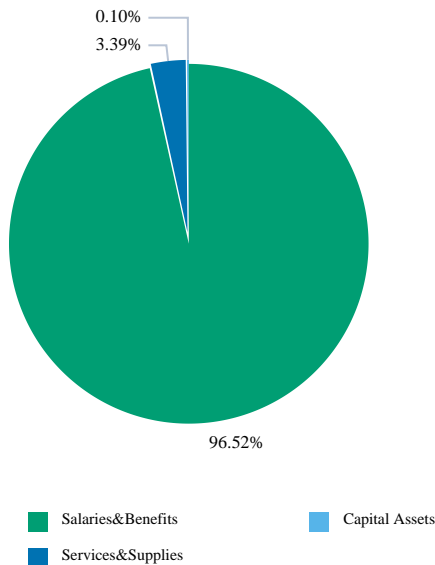
## Appropriation Expenditure Detail

Appropriation Unit	Prior Year 2023-2024	Adopted Budget 2024-2025	CY Estimate 2024-2025	Requested Budget 2025-2026	Recommended Budget 2025-2026	Recommended Change from Adopted	Fund Code	Budget Unit Code
COU100 - Legal Division	\$ 631,546	\$ 2,109,035	\$ 1,914,139	\$ 6,063,081	\$ 5,493,295	\$ 3,384,260	1001	121001
COU101 - Risk Management Division	(1,756)	(21,895)	0	659,730	659,730	681,625	1001	121002
<b>Subtotal</b>	<b>\$ 629,790</b>	<b>\$ 2,087,140</b>	<b>\$ 1,914,140</b>	<b>\$ 6,722,811</b>	<b>\$ 6,153,025</b>	<b>\$ 4,065,885</b>		

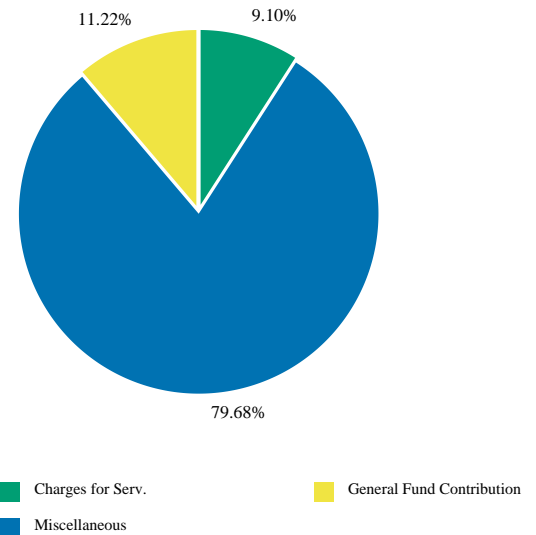
# Legal Division

(Budget Unit 121001 - Fund 1001 - Appropriation Unit COU100)

## Use of Funds



## Source of Funds



## Use of Funds

Expenditures	Prior Year 2023-2024	Adopted Budget 2024-2025	CY Estimate 2024-2025	Requested Budget 2025-2026	Recommended Budget 2025-2026	Recommended Change from Adopted
Salaries and Employee Benefits	\$ 6,964,274	\$ 8,100,532	\$ 7,877,587	\$ 8,836,807	\$ 8,267,021	\$ 166,489
Services and Supplies	322,081	283,421	299,827	289,949	289,949	6,528
Other Charges	(6,654,809)	(6,291,428)	(6,291,438)	(3,072,075)	(3,072,075)	3,219,353
Capital Assets	0	16,510	28,163	8,400	8,400	(8,110)
<b>Subtotal</b>	<b>\$ 631,546</b>	<b>\$ 2,109,035</b>	<b>\$ 1,914,139</b>	<b>\$ 6,063,081</b>	<b>\$ 5,493,295</b>	<b>\$ 3,384,260</b>

## Source of Funds

Revenues	Prior Year 2023-2024	Adopted Budget 2024-2025	CY Estimate 2024-2025	Requested Budget 2025-2026	Recommended Budget 2025-2026	Recommended Change from Adopted
Charges For Services	\$ 621,440	\$ 450,000	\$ 522,990	\$ 500,000	\$ 500,000	\$ 50,000
Miscellaneous Revenues	-	0	0	4,376,852	4,376,852	4,376,852
<b>Subtotal</b>	<b>\$ 621,440</b>	<b>\$ 450,000</b>	<b>\$ 522,990</b>	<b>\$ 4,876,852</b>	<b>\$ 4,876,852</b>	<b>\$ 4,426,852</b>
General Fund Contributions	10,106	1,659,035	1,391,150	1,186,229	616,443	(1,042,592)
<b>Total Source of Funds</b>	<b>\$ 631,546</b>	<b>\$ 2,109,035</b>	<b>\$ 1,914,139</b>	<b>\$ 6,063,081</b>	<b>\$ 5,493,295</b>	<b>\$ 3,384,260</b>

## Unit Description

The Office serves as the in-house legal counsel for the County, the Board of Supervisors, and county officers, appointed department heads, departments, agencies, boards, and commissions. The Office represents the County in civil and special litigation in state and federal courts, various administrative proceedings, and coordinates the services of outside legal counsel. Divisions within the Office include Administration and Support (comprised of business, legal, and office support staff); Land Use, Litigation and Employment, General Government; and Risk Management.

The Office provides legal services, by contract or statute, to other public entities, including the Transportation Agency of Monterey County (TAMC), Local Agency Formation Commission of Monterey County (LAFCo), Monterey County Water Resources Agency, the Monterey Bay Air Resources District (MBARD), the Salinas Valley Basin Groundwater Sustainability Agency (SVBGSA), and other local area special districts. The Office also serves as legal counsel to the Civil Grand Jury.

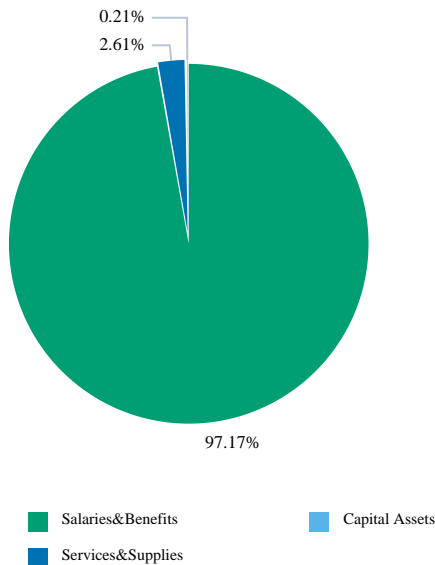
## Recommended FY 2025-2026 Positions

Classification Code	Classification Label	FTE
11A04	COUNTY COUNSEL	1.00
12C38	ASSISTANT COUNTY COUNSEL	2.00
12C39	CHIEF ASSISTANT COUNTY COUNSEL	1.00
14C30	MANAGEMENT ANALYST II	1.00
14C31	MANAGEMENT ANALYST III	1.00
14N05	ADMINISTRATIVE OPERATIONS MANAGER	1.00
39B23	DEPUTY COUNTY COUNSEL IV	13.00
39B25	CHIEF DEPUTY COUNTY COUNSEL	3.00
80A99	ADMINISTRATIVE SECRETARY-CONFIDENTIAL	1.00
80B26	LEGAL SECRETARY III	5.00
Total		29.00

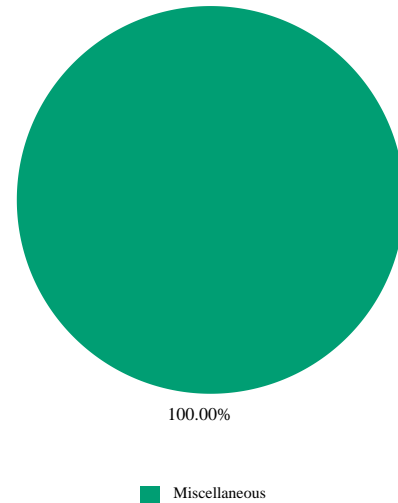
# Risk Management Division

(Budget Unit 121002 - Fund 1001 - Appropriation Unit COU101)

## Use of Funds



## Source of Funds



## Use of Funds

Expenditures	Prior Year 2023-2024	Adopted Budget 2024-2025	CY Estimate 2024-2025	Requested Budget 2025-2026	Recommended Budget 2025-2026	Recommended Change from Adopted
Salaries and Employee Benefits	\$ 1,855,237	\$ 2,453,947	\$ 2,215,238	\$ 2,726,105	\$ 2,726,105	\$ 272,158
Services and Supplies	49,473	66,352	58,987	73,297	73,297	6,945
Other Charges	(1,906,466)	(2,548,954)	(2,281,226)	(2,145,673)	(2,145,673)	403,281
Capital Assets	0	6,760	7,000	6,000	6,000	(760)
<b>Subtotal</b>	<b>\$ (1,756)</b>	<b>\$ (21,895)</b>	<b>\$ 0</b>	<b>\$ 659,730</b>	<b>\$ 659,730</b>	<b>\$ 681,625</b>

## Source of Funds

Revenues	Prior Year 2023-2024	Adopted Budget 2024-2025	CY Estimate 2024-2025	Requested Budget 2025-2026	Recommended Budget 2025-2026	Recommended Change from Adopted
Miscellaneous Revenues	\$ -	\$ -	\$ -	\$ 1,029,555	\$ 1,029,555	\$ 1,029,555
<b>Subtotal</b>	<b>\$ -</b>	<b>\$ -</b>	<b>\$ -</b>	<b>\$ 1,029,555</b>	<b>\$ 1,029,555</b>	<b>\$ 1,029,555</b>
General Fund Contributions	(1,756)	(21,895)	0	(369,825)	(369,825)	(347,930)
<b>Total Source of Funds</b>	<b>\$ (1,756)</b>	<b>\$ (21,895)</b>	<b>\$ 0</b>	<b>\$ 659,730</b>	<b>\$ 659,730</b>	<b>\$ 681,625</b>

## Unit Description

The Risk Management Division oversees and manages County's insurance programs, claims management, safety, ergonomics, contract risk review, and other risk transfer and loss control activities that protect the County and mitigate losses. Responsibilities include management, oversight, and administration of safety programs; Worker Compensation (WC) insurance and self-insurance; General Liability (GL) insurance; health care liability and medical malpractice insurance; and directors' and officers' liability coverage. Additional responsibilities include the administration of the general insurance programs, such as fire, earthquake, property, boiler/machinery, and performance bonds.

Risk Management Division also negotiates and places excess insurance and manages and directs GL and WC claims and medical malpractice County of Monterey Recommended Budget FY 2025-26

claims involving the Health Department and Natividad Medical Center (NMC). It also runs the County's safety programs.

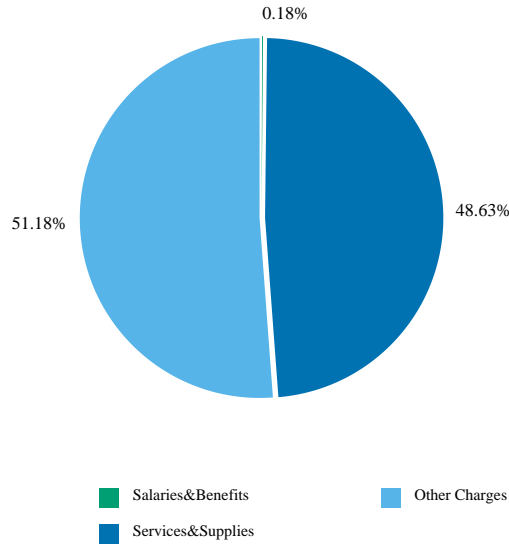
## Recommended FY 2025-2026 Positions

Classification Code	Classification Label	FTE
14B64	RISK MANAGER	1.00
14C31	MANAGEMENT ANALYST III	1.00
14C32	SAFETY OFFICER	1.00
14C85	WORKERS COMPENSATION MANAGER	1.00
14C86	ERGONOMICS MANAGER	1.00

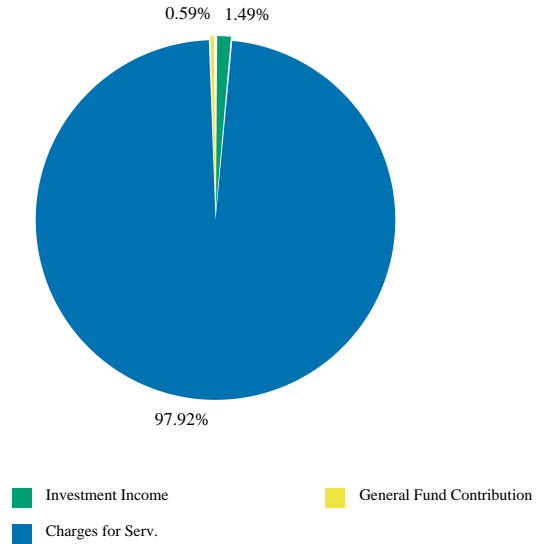
14D02	RISK MANAGEMENT ANALYST II	1.00
14D03	RISK MANAGEMENT ANALYST III	1.00
20B93	FINANCE MANAGER II	1.00
74K50	SAFETY COORDINATOR/INVESTIGATOR	3.00
80A34	SENIOR SECRETARY- CONFIDENTIAL	1.00
99ZWC	ALLOCATION ON LOAN WORK COMP	10.00
Total		22.00

# County Counsel Non-Departmental

## Use of Funds



## Source of Funds



## Use of Funds

Expenditures	Prior Year 2023-2024	Adopted Budget 2024-2025	CY Estimate 2024-2025	Requested Budget 2025-2026	Recommended Budget 2025-2026	Recommended Change from Adopted
Salaries and Employee Benefits	\$ 91,225	\$ 94,330	\$ 90,940	\$ 96,801	\$ 96,801	\$ 2,471
Services and Supplies	17,927,473	23,336,228	21,825,737	26,151,300	26,139,300	2,803,072
Other Charges	28,724,534	25,439,633	25,539,633	27,509,827	27,509,827	2,070,194
Capital Assets	-	2,536	2,816	-	-	(2,536)
<b>Subtotal</b>	<b>\$ 46,743,232</b>	<b>\$ 48,872,727</b>	<b>\$ 47,459,126</b>	<b>\$ 53,757,929</b>	<b>\$ 53,745,929</b>	<b>\$ 4,873,202</b>

## Source of Funds

Revenues	Prior Year 2023-2024	Adopted Budget 2024-2025	CY Estimate 2024-2025	Requested Budget 2025-2026	Recommended Budget 2025-2026	Recommended Change from Adopted
Revenue from Use of Money & Property	\$ 3,133,376	\$ 800,000	\$ 3,158,175	\$ 800,000	\$ 800,000	\$ 0
Charges For Services	47,484,021	47,745,000	48,851,044	52,626,844	52,626,844	4,881,844
Miscellaneous Revenues	3,117,159	0	1,426,432	-	-	0
<b>Subtotal</b>	<b>\$ 53,734,556</b>	<b>\$ 48,545,000</b>	<b>\$ 53,435,651</b>	<b>\$ 53,426,844</b>	<b>\$ 53,426,844</b>	<b>\$ 4,881,844</b>
Fund Balance	\$ (7,338,350)	\$ 0	\$ (6,295,646)	\$ 0	\$ 0	\$ 0
General Fund Contributions	347,026	327,727	319,121	331,085	319,085	(8,642)
<b>Total Source of Funds</b>	<b>\$ 46,743,232</b>	<b>\$ 48,872,727</b>	<b>\$ 47,459,126</b>	<b>\$ 53,757,929</b>	<b>\$ 53,745,929</b>	<b>\$ 4,873,202</b>

## Description:

The Office of the County Counsel non-departmental section consists of individual non-operational units, including Civil Grand Jury, General Liability (GL) Internal Service Fund (ISF), Workers Compensation (WC) ISF, and Enterprise Risk. The individual unit narratives provide specific details on each of the non-departmental units.

## Summary of Recommendation

The FY 2025-26 Recommended Budget for County Counsel non-departmental is \$53,745,929 funded by revenues of \$53,426,844 and a general fund contribution (GFC) of \$319,085. Increases to stop loss insurance costs, Third Party Administrator (TPA) fees, Workers' Compensation (WC) claims, General Liability (GL) claims, and a funding of GL Non-Recoverable ISF were offset, in part, by decreasing Claims and Judgement Costs.

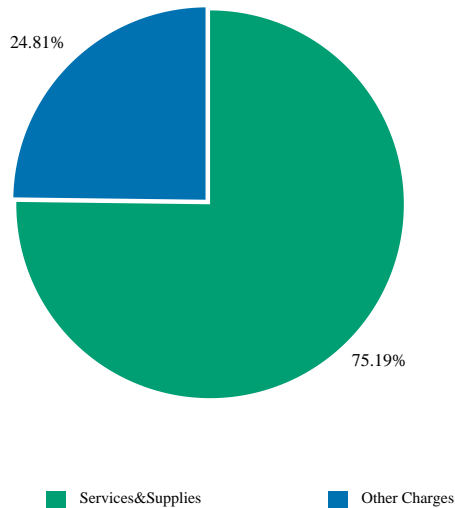
## Appropriation Expenditure Detail

Appropriation Unit	Prior Year 2023-2024	Adopted Budget 2024-2025	CY Estimate 2024-2025	Requested Budget 2025-2026	Recommended Budget 2025-2026	Recommended Change from Adopted	Fund Code	Budget Unit Code
COU104 - Grand Jury	\$ 315,878	\$ 301,613	\$ 299,813	\$ 305,655	\$ 293,655	\$ (7,958)	1001	121014
COU105 - Enterprise Risk	31,148	26,114	19,309	25,430	25,430	(684)	1001	121015
COU103 - Workers' Compensation	27,424,610	26,983,000	26,464,500	28,701,000	28,701,000	1,718,000	2105	121013
COU102 - General Liability	18,971,596	21,562,000	20,675,506	24,725,844	24,725,844	3,163,844	2110	121010
<b>Subtotal</b>	<b>\$ 46,743,232</b>	<b>\$ 48,872,727</b>	<b>\$ 47,459,126</b>	<b>\$ 53,757,929</b>	<b>\$ 53,745,929</b>	<b>\$ 4,873,202</b>		

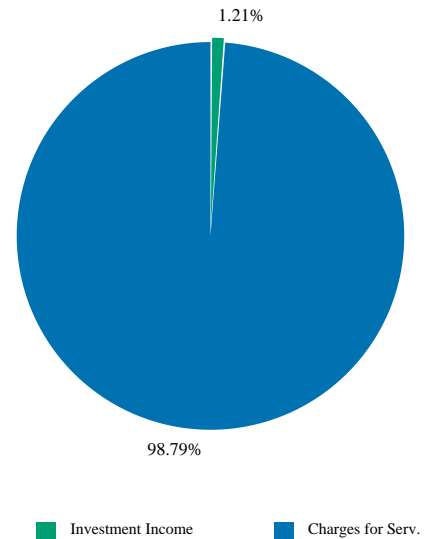
# General Liability Recoverable Claims

(Budget Unit 121010 - Fund 2110 - Appropriation Unit COU102)

**Use of Funds**



**Source of Funds**



**Use of Funds**

Expenditures	Prior Year 2023-2024	Adopted Budget 2024-2025	CY Estimate 2024-2025	Requested Budget 2025-2026	Recommended Budget 2025-2026	Recommended Change from Adopted
Services and Supplies	\$ 11,602,377	\$ 15,849,046	\$ 14,862,552	\$ 18,592,425	\$ 18,592,425	\$ 2,743,379
Other Charges	7,369,218	5,712,954	5,812,954	6,133,419	6,133,419	420,465
<b>Subtotal</b>	<b>\$ 18,971,596</b>	<b>\$ 21,562,000</b>	<b>\$ 20,675,506</b>	<b>\$ 24,725,844</b>	<b>\$ 24,725,844</b>	<b>\$ 3,163,844</b>

**Source of Funds**

Revenues	Prior Year 2023-2024	Adopted Budget 2024-2025	CY Estimate 2024-2025	Requested Budget 2025-2026	Recommended Budget 2025-2026	Recommended Change from Adopted
Revenue from Use of Money & Property	\$ 727,276	\$ 300,000	\$ 500,000	\$ 300,000	\$ 300,000	\$ 0
Charges For Services	21,484,021	21,262,000	22,368,044	24,425,844	24,425,844	3,163,844
Miscellaneous Revenues	14,226	-	-	-	-	-
<b>Subtotal</b>	<b>\$ 22,225,523</b>	<b>\$ 21,562,000</b>	<b>\$ 22,868,044</b>	<b>\$ 24,725,844</b>	<b>\$ 24,725,844</b>	<b>\$ 3,163,844</b>
Fund Balance	\$ (3,253,927)	\$ 0	\$ (2,192,538)	\$ 0	\$ 0	\$ 0
<b>Total Source of Funds</b>	<b>\$ 18,971,596</b>	<b>\$ 21,562,000</b>	<b>\$ 20,675,506</b>	<b>\$ 24,725,844</b>	<b>\$ 24,725,844</b>	<b>\$ 3,163,844</b>

## Unit Description

The General Liability (GL) Internal Service Fund (ISF) is directed and managed by the Risk Management Division and contains expenses for liability claims, settlements, and judgments against the County, administration, legal defense costs, excess insurance premiums, and general insurance programs. Recoveries from external entities are recorded as offsetting revenues. ISFs are funded outside the County General Fund, and their costs are allocated to offices and departments.

Funding of GL claims is based upon the total incurred value of loss and financing as determined by the County's actuaries, based upon loss history and future exposure. It is currently funded at a 70% confidence level. Allocations are comprised of two categories: recoverable and non-recoverable. Both are based on experience and exposure. A department's allocation may change from year to year due to the following factors: (1) change in payroll and number of employees; (2) change in the department's percentage of total claims paid out over the last seven years; and (3) change in the actuarially determined total allocation. Debt service associated with settlement of the Lake Nacimiento and Lake San Antonio litigation is included in the ISF. This non-recoverable allocation is apportioned on a full-time employee basis.

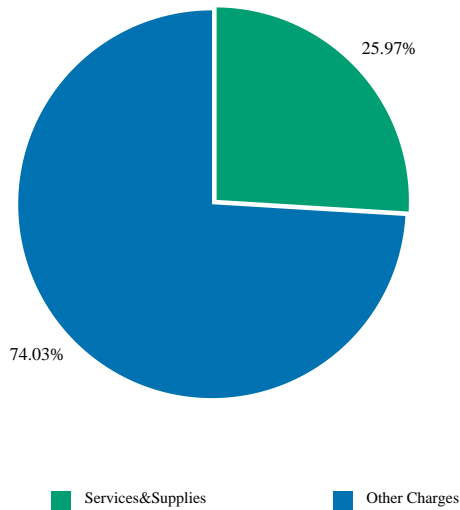
The County maintains a Self-Insured Retention of \$2.5 million per occurrence and excess coverage, with limits of \$50 million through excess insurance providers. The County self-insures events that external insurance providers do not cover.



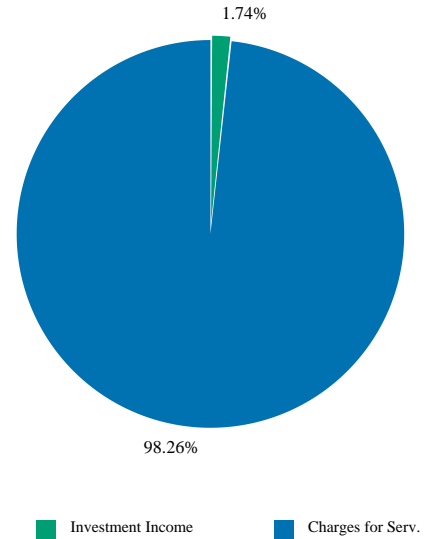
# Workers' Compensation

(Budget Unit 121013 - Fund 2105 - Appropriation Unit COU103)

## Use of Funds



## Source of Funds



## Use of Funds

Expenditures	Prior Year 2023-2024	Adopted Budget 2024-2025	CY Estimate 2024-2025	Requested Budget 2025-2026	Recommended Budget 2025-2026	Recommended Change from Adopted
Services and Supplies	\$ 6,223,425	\$ 7,391,688	\$ 6,873,188	\$ 7,452,680	\$ 7,452,680	\$ 60,992
Other Charges	21,201,185	19,591,312	19,591,312	21,248,320	21,248,320	1,657,008
<b>Subtotal</b>	<b>\$ 27,424,610</b>	<b>\$ 26,983,000</b>	<b>\$ 26,464,500</b>	<b>\$ 28,701,000</b>	<b>\$ 28,701,000</b>	<b>\$ 1,718,000</b>

## Source of Funds

Revenues	Prior Year 2023-2024	Adopted Budget 2024-2025	CY Estimate 2024-2025	Requested Budget 2025-2026	Recommended Budget 2025-2026	Recommended Change from Adopted
Revenue from Use of Money & Property	\$ 2,406,100	\$ 500,000	\$ 2,658,175	\$ 500,000	\$ 500,000	\$ 0
Charges For Services	26,000,000	26,483,000	26,483,000	28,201,000	28,201,000	1,718,000
Miscellaneous Revenues	3,102,933	0	1,426,432	-	-	0
<b>Subtotal</b>	<b>\$ 31,509,033</b>	<b>\$ 26,983,000</b>	<b>\$ 30,567,607</b>	<b>\$ 28,701,000</b>	<b>\$ 28,701,000</b>	<b>\$ 1,718,000</b>
Fund Balance	\$ (4,084,423)	\$ 0	\$ (4,103,108)	\$ 0	\$ 0	\$ 0
<b>Total Source of Funds</b>	<b>\$ 27,424,610</b>	<b>\$ 26,983,000</b>	<b>\$ 26,464,500</b>	<b>\$ 28,701,000</b>	<b>\$ 28,701,000</b>	<b>\$ 1,718,000</b>

## Unit Description

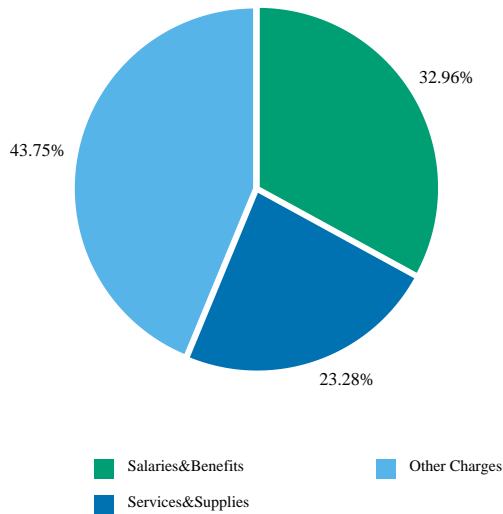
The Workers' Compensation (WC) Internal Service Fund (ISF) covers expenses related to claims, settlements, judgments, administration, legal defense costs, and excess insurance premiums. WC-related liability, judgments, settlements, and claims are paid from the WC ISF (Fund 476). Support contributions to this ISF are calculated on a cost recovery basis through charges apportioned to county offices and departments and funds based on experience and exposure. Recoveries from external entities are recorded as offsetting revenues in the ISF. ISFs are funded outside the County General Fund, and their costs are allocated to departments.

Funding is based upon the total incurred value of loss and funding, as determined by the County's actuaries, based upon loss history and future exposure, and is currently funded at a 70% confidence level. A given offices and department's allocation may change from year to year due to the following factors: (1) change in payroll and number of employees; (2) change in the office's and department's percentage of total claims paid out over the last seven years; or (3) change in the actuarially determined total allocation.

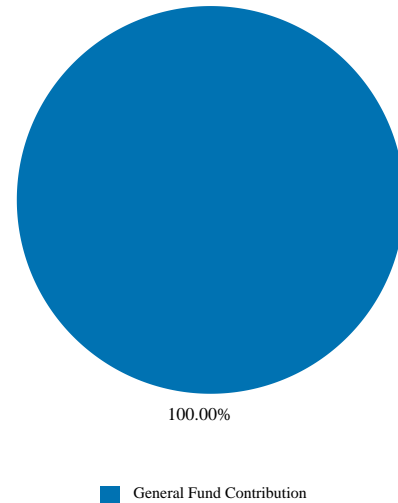
# Grand Jury

(Budget Unit 121014 - Fund 1001 - Appropriation Unit COU104)

## Use of Funds



## Source of Funds



## Use of Funds

Expenditures	Prior Year 2023-2024	Adopted Budget 2024-2025	CY Estimate 2024-2025	Requested Budget 2025-2026	Recommended Budget 2025-2026	Recommended Change from Adopted
Salaries and Employee Benefits	\$ 91,225	\$ 94,330	\$ 90,940	\$ 96,801	\$ 96,801	\$ 2,471
Services and Supplies	69,892	69,515	70,824	80,376	68,376	(1,139)
Other Charges	154,761	135,232	135,232	128,477	128,477	(6,755)
Capital Assets	-	2,536	2,816	-	-	(2,536)
<b>Subtotal</b>	<b>\$ 315,878</b>	<b>\$ 301,613</b>	<b>\$ 299,813</b>	<b>\$ 305,655</b>	<b>\$ 293,655</b>	<b>\$ (7,958)</b>

## Source of Funds

Revenues	Prior Year 2023-2024	Adopted Budget 2024-2025	CY Estimate 2024-2025	Requested Budget 2025-2026	Recommended Budget 2025-2026	Recommended Change from Adopted
<b>Subtotal</b>	<b>\$ -</b>	<b>\$ -</b>	<b>\$ -</b>	<b>\$ -</b>	<b>\$ -</b>	<b>-</b>
General Fund Contributions	315,878	301,613	299,813	305,655	293,655	(7,958)
<b>Total Source of Funds</b>	<b>\$ 315,878</b>	<b>\$ 301,613</b>	<b>\$ 299,813</b>	<b>\$ 305,655</b>	<b>\$ 293,655</b>	<b>\$ (7,958)</b>

## Unit Description

The Civil Grand Jury is a constitutionally mandated body of citizens who volunteer for a one-year term of service. It is assembled annually by the local superior court to investigate the finances, operations, and affairs of local cities, the County, and other local governmental agencies. Typical work products of the Civil Grand Jury include mid-year and final reports and recommendations to the Board of Supervisors, area city councils, and special districts.

In prior years, Civil Grand Jury activities were administered by the local superior court on a reimbursement basis. Effective with the empaneling of the 2012 Civil Grand Jury, County Counsel assumed management and

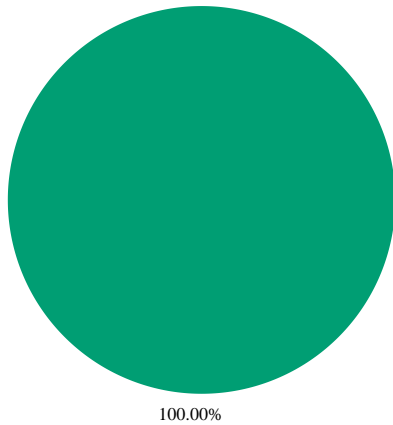
administrative functions previously handled by the Superior Court, except for empanelment procedures.

Continuing in FY 2025-26, an Administrative Operations Manager is allocated to provide administrative and analytical support. 40% of the cost for this position is funded in this unit, with 60% funded in the County Counsel unit.

# Enterprise Risk

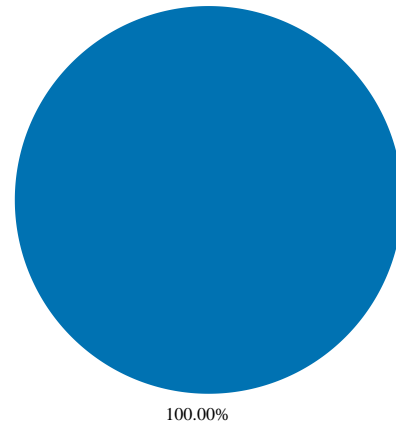
(Budget Unit 121015 - Fund 1001 - Appropriation Unit COU105)

## Use of Funds



Services&Supplies

## Source of Funds



General Fund Contribution

## Use of Funds

Expenditures	Prior Year 2023-2024	Adopted Budget 2024-2025	CY Estimate 2024-2025	Requested Budget 2025-2026	Recommended Budget 2025-2026	Recommended Change from Adopted
Services and Supplies	\$ 31,778	\$ 25,979	\$ 19,174	\$ 25,819	\$ 25,819	\$ (160)
Other Charges	(630)	135	135	(389)	(389)	(524)
<b>Subtotal</b>	<b>\$ 31,148</b>	<b>\$ 26,114</b>	<b>\$ 19,309</b>	<b>\$ 25,430</b>	<b>\$ 25,430</b>	<b>\$ (684)</b>

## Source of Funds

Revenues	Prior Year 2023-2024	Adopted Budget 2024-2025	CY Estimate 2024-2025	Requested Budget 2025-2026	Recommended Budget 2025-2026	Recommended Change from Adopted
<b>Subtotal</b>	<b>\$ -</b>	<b>\$ -</b>	<b>\$ -</b>	<b>\$ -</b>	<b>\$ -</b>	<b>-</b>
General Fund Contributions	31,148	26,114	19,309	25,430	25,430	(684)
<b>Total Source of Funds</b>	<b>\$ 31,148</b>	<b>\$ 26,114</b>	<b>\$ 19,309</b>	<b>\$ 25,430</b>	<b>\$ 25,430</b>	<b>\$ (684)</b>

## Unit Description

The Enterprise Risk unit is responsible for the tracking of fuel spill costs at Lake San Antonio, as well as county risk-related settlements and costs that cannot be passed through for federal and state reimbursement.



This page intentionally left blank.

---

# Clerk of the Board

---

## Departmental Overview:

The Clerk of the Board of Supervisors (COB) performs duties as provided in the California Government Code and/or by formal directives of the Board of Supervisors through the County Administrative Office (CAO).

The COB strives to provide the highest customer service to the public, county offices and departments, and public agencies. The COB preserves the integrity of the local legislative process by issuing notices of pending matters and decisions made by the legislative body to assure timely access to information by the public and other county offices and departments.

## Programs and Functions:

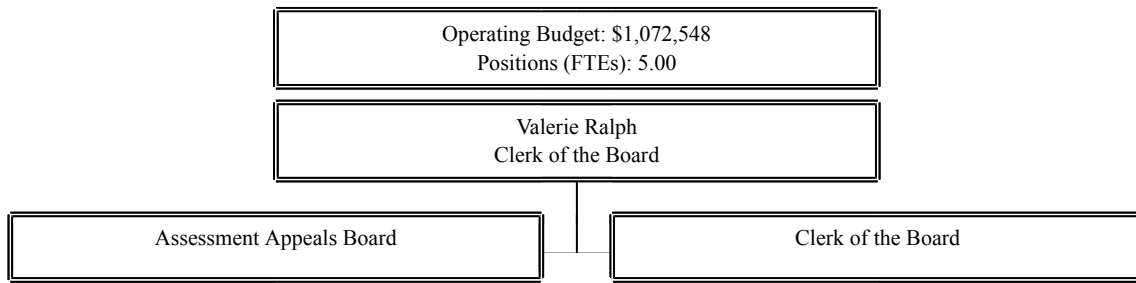
The COB is responsible for carrying out mandated functions including, but not limited to: supporting the Board of Supervisors and county offices and departments in the Board agenda process; maintaining and archiving county records; managing boards, commissions, committees and special district appointments and abiding by the Maddy Act (Chapter 669, Statutes of 1991, Government Code, sections 54970-54975), which provides for the maximum public awareness of appointments to be made by the Governor, the City Council, or other legislative bodies, in posting of appointment vacancies; serving as Filing Officer for Statements of Economic Interests Fair Political Practices Commission (Form 700); serving as Administrative Officer in the processing of Assessment Appeals applications and acting as Clerk to the Assessment Appeals Board; serving as Secretary to the City Selection Committee; receiving and responding to Public Records Act Requests; and providing administrative support for land use appeals and California Land Conservation Act of 1965 or the Williamson Act applications.

## Department's Contributions to the County's Prior Strategic Initiatives:

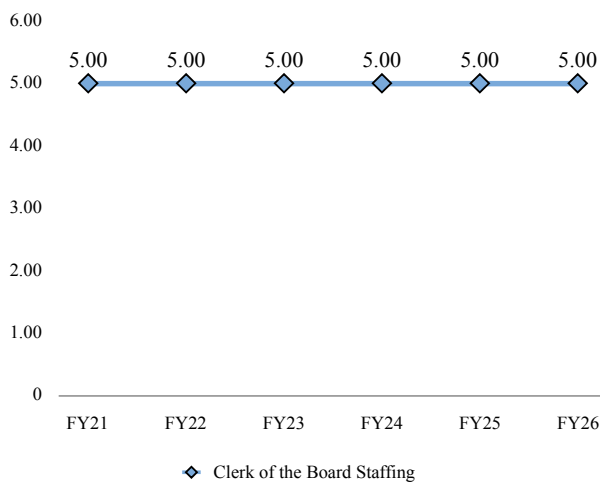
### ADMINISTRATION

Promote an organization that practices efficient and effective resource management and is recognized for responsiveness, strong customer orientation, accountability, and transparency. The COB uses innovative technologies and other resources, providing timely public access to records and information.

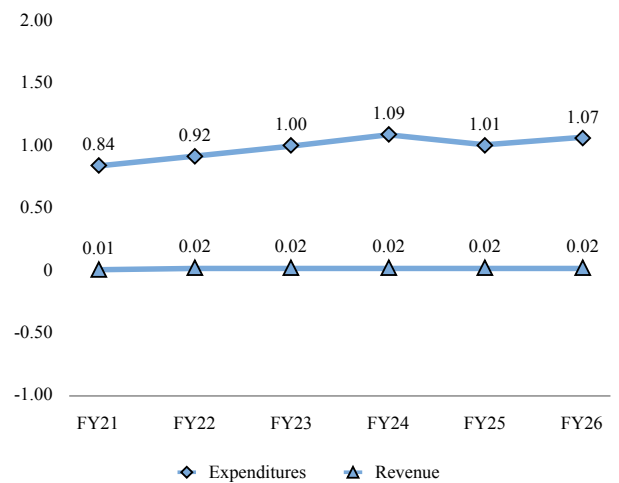




### Staffing Trends



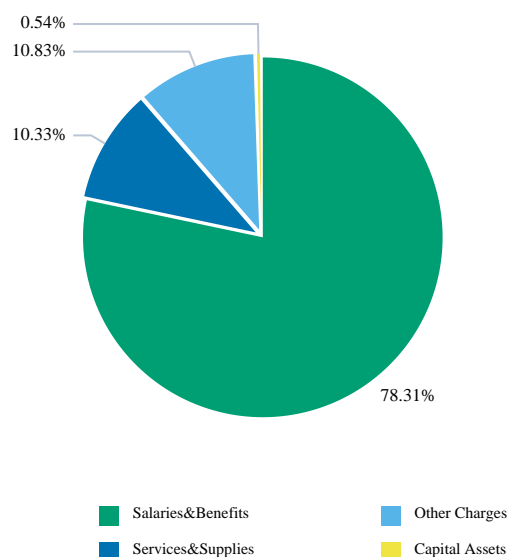
### Expenditure/Revenue History (in millions)



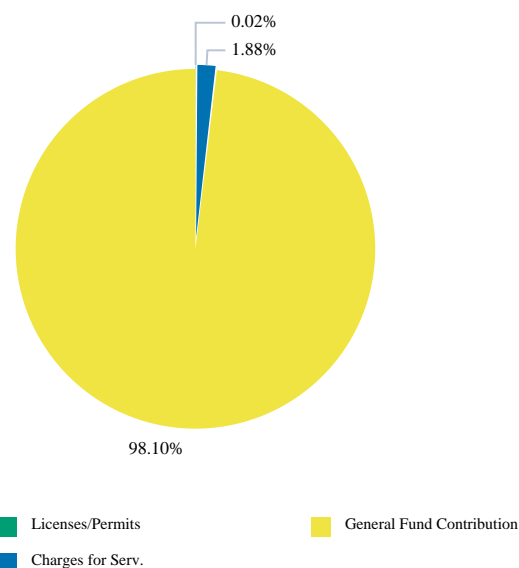
The Clerk of the Board (COB) keeps public trust, facilitating access to information through technology, transparency and excellent customer service. The COB is committed to providing excellent customer service and access to information.

Key Performance Measures	2022-2023 Actual	2023-2024 Actual	2024-2025 Mid-Year
Number of Regular, Special, and BOS governed Agencies and Special District meeting Agendas posted pursuant to Brown Act's 72 hour requirement. (Board policy is to publish the Agenda 96 hours prior to the meeting.)	121	63	97
Number of applications for changed assessments received and processed.	400	450	461
Percent of Assessment Appeals reconciled within the two-year time period. Target = 100%	100%	100%	100%
Number of Public Record Act Request received (PRAR).	5	7	16
FPPC-Number of Form 700s processed received and processed (hard copy).	64	230	110
Number of Boards, Committees and Commission appointments processed and posted pursuant to the Maddy Act.	141	129	147
Completed Board Orders	954	1040	1166
Ceremonial Resolutions	122	265	174
Minutes	121	63	97
Conflict of Interests	15	10	15

## Use of Funds



## Source of Funds



## Use of Funds

Expenditures	Prior Year 2023-2024	Adopted Budget 2024-2025	CY Estimate 2024-2025	Requested Budget 2025-2026	Recommended Budget 2025-2026	Recommended Change from Adopted
Salaries and Employee Benefits	\$ 659,955	\$ 802,745	\$ 754,903	\$ 964,988	\$ 839,860	\$ 37,115
Services and Supplies	113,540	162,637	198,742	110,765	110,765	(51,872)
Other Charges	312,778	41,963	51,727	116,148	116,148	74,185
Capital Assets	0	0	5,775	5,775	5,775	5,775
<b>Subtotal</b>	<b>\$ 1,086,273</b>	<b>\$ 1,007,345</b>	<b>\$ 1,011,147</b>	<b>\$ 1,197,676</b>	<b>\$ 1,072,548</b>	<b>\$ 65,203</b>

## Source of Funds

Revenues	Prior Year 2023-2024	Adopted Budget 2024-2025	CY Estimate 2024-2025	Requested Budget 2025-2026	Recommended Budget 2025-2026	Recommended Change from Adopted
Licenses, Permits, and Franchises	\$ -	\$ 0	\$ 200	\$ 200	\$ 200	\$ 200
Charges For Services	17,517	20,000	20,000	20,200	20,200	200
<b>Subtotal</b>	<b>\$ 17,517</b>	<b>\$ 20,000</b>	<b>\$ 20,200</b>	<b>\$ 20,400</b>	<b>\$ 20,400</b>	<b>\$ 400</b>
General Fund Contributions	1,068,756	987,345	990,947	1,177,276	1,052,148	64,803
<b>Total Source of Funds</b>	<b>\$ 1,086,273</b>	<b>\$ 1,007,345</b>	<b>\$ 1,011,147</b>	<b>\$ 1,197,676</b>	<b>\$ 1,072,548</b>	<b>\$ 65,203</b>

## Summary of Recommendation

The Recommended Budget for the Clerk of the Board (COB) includes \$1,072,548 in appropriations, financed by \$20,400 in revenue associated with assessment appeals filings and a General Fund Contribution of \$1,052,148. Expenditures increased mainly due to step increases, negotiated salaries, wage studies, worker compensation, pension plans and a change in budgeting methodology. Both revenue and expenses have grown due to a change in budgeting methodology now including cost plan credits as a revenue, where previously cost plan credits were treated as offsetting expenses.

## Budget Impacts

No impacts.

## Prior Year Accomplishments

Cleaned up and organized both back storage areas where records are housed and cleaned up COB office sending old supplies to surplus.

Trained staff on new Board Chambers audio/media equipment.

Inventoried, purged, and destroyed Board of Supervisors (BOS) cassette tapes ten years and older.

Continued cross-training on office processes and clerking for the Board of Supervisors and Assessment Appeals Board meetings.

Completed annual training with Vendor on NetFile for filers and liaisons regarding Form 700 filings.

Inventoried and boxed up 40 boxes of Board agenda records and sent 120 old Board record books to Records Retention for better preservation.

Partnered with the Information Technology Department (ITD) to create Legistar training videos (how to create a file, searchable documents, choosing an agenda date, and how to publish an agenda), assessable in the Learning Management System.

Achieved Title VI of the Civil Rights Act of 1964 Website Compliance.

Assisted with the launch of Wordly Artificial Intelligence real-time Spanish interpretation for Planning Commission meetings.

Onboarded one new Supervisor.

---

**Budget Year Goals**

Document and develop limited English proficiency services.

Continue to review the public's access to Board of Supervisors records through online resources, including new enhancements to the Boards records management system through the media and audio upgrade project with ITD.

Create Board Orders electronically in Legistar.

Start looking at Assessment Appeals being set up in Legistar for an electronic process versus manual paper process.

Implement eComments on Insite, our public-facing web portal, for constituents' comments on Board of Supervisors agenda items.

Revise the 2009 Board Report guidelines.

Create an onboarding guide for new Supervisors.

Preserve old Board record books in new bound books if funding permits.

---

**Pending Issues**

The COB office continues to encounter challenges with maintaining full staffing.

---

**Policy Considerations**

The Department will explore historic records preservation/ digitizing in the coming years with the assistance of the County Administrative Office. Should the Board of Supervisors want to proceed with any projects, funding will have to be identified.



## Appropriation Expenditure Detail

Entity Description	Entity Code	Fund Code	Prior Year 2023-2024	Adopted Budget 2024-2025	CY Estimate 2024-2025	Requested Budget 2025-2026	Recommended Budget 2025-2026	Recommended Change from Adopted
<b>Clerk of the Board</b>	<b>COB100</b>	<b>1001</b>	<b>\$ 1,086,273</b>	<b>\$ 1,007,345</b>	<b>\$ 1,011,147</b>	<b>\$ 1,197,676</b>	<b>\$ 1,072,548</b>	<b>\$ 65,203</b>
Assessment Appeals Board	130001	1001	63,698	(4,771)	(6,779)	17,799	17,799	22,570
Clerk of the Board	130002	1001	1,022,575	1,012,116	1,017,926	1,179,877	1,054,749	42,633
<b>Total</b>			<b>\$ 1,086,273</b>	<b>\$ 1,007,345</b>	<b>\$ 1,011,147</b>	<b>\$ 1,197,676</b>	<b>\$ 1,072,548</b>	<b>\$ 65,203</b>

## Adopted 2024-2025 to Recommended 2025-2026 Positions

Classification Code	Classification Label	Adopted Budget 2023-2024	Adopted Budget 2024-2025	Recommended Budget 2025-2026	Change
11A30	CLERK OF THE BOARD OF SUPERVISORS	1.00	1.00	1.00	0.00
14G02	MANAGEMENT ANALYST I	1.00	1.00	1.00	0.00
80E83	BOARD OF SUPERVISORS CLERK	3.00	3.00	3.00	0.00
<b>Total</b>		<b>5.00</b>	<b>5.00</b>	<b>5.00</b>	<b>0.00</b>

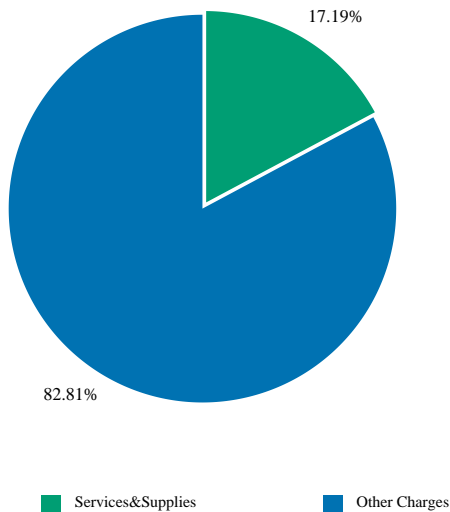
## Augmentation Requests

Request Code	Request Name	Ranking Type Name	Requested Amount	Requested FTE	Recommended Budget	Recommended FTE
130002-1001-AUG001	Add new Board Clerk position	Request New Position	125,128	1.00	-	-
<b>Grand Total:</b>			<b>125,128</b>	<b>1.00</b>	<b>-</b>	<b>-</b>

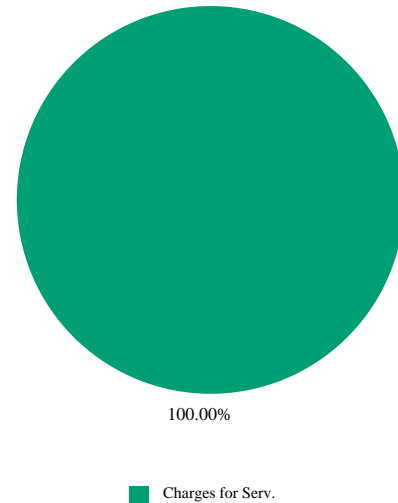
# Assessment Appeals Board

(Budget Unit 130001 - Fund 1001 - Appropriation Unit COB100)

## Use of Funds



## Source of Funds



## Use of Funds

Expenditures	Prior Year 2023-2024	Adopted Budget 2024-2025	CY Estimate 2024-2025	Requested Budget 2025-2026	Recommended Budget 2025-2026	Recommended Change from Adopted
Salaries and Employee Benefits	\$ 1,085	\$ 0	\$ 246	\$ -	\$ -	0
Services and Supplies	9,093	7,418	5,164	3,060	3,060	(4,358)
Other Charges	53,520	(12,189)	(12,189)	14,739	14,739	26,928
<b>Subtotal</b>	<b>\$ 63,698</b>	<b>\$ (4,771)</b>	<b>\$ (6,779)</b>	<b>\$ 17,799</b>	<b>\$ 17,799</b>	<b>\$ 22,570</b>

## Source of Funds

Revenues	Prior Year 2023-2024	Adopted Budget 2024-2025	CY Estimate 2024-2025	Requested Budget 2025-2026	Recommended Budget 2025-2026	Recommended Change from Adopted
Charges For Services	\$ 17,517	\$ 20,000	\$ 20,000	\$ 20,000	\$ 20,000	0
<b>Subtotal</b>	<b>\$ 17,517</b>	<b>\$ 20,000</b>	<b>\$ 20,000</b>	<b>\$ 20,000</b>	<b>\$ 20,000</b>	<b>0</b>
General Fund Contributions	46,181	(24,771)	(26,779)	(2,201)	(2,201)	22,570
<b>Total Source of Funds</b>	<b>\$ 63,698</b>	<b>\$ (4,771)</b>	<b>\$ (6,779)</b>	<b>\$ 17,799</b>	<b>\$ 17,799</b>	<b>\$ 22,570</b>

## Unit Description

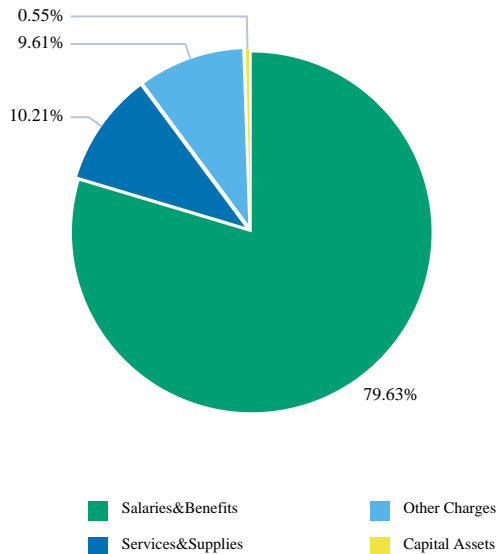
The Assessment Appeals Board (AAB) performs the following duties: accepts applications for changed assessments; reviews applications to ensure they meet the requirements of the State Property Tax Rule 305 (authorization of agents for filing property tax appeals); provides access to filed assessment appeals applications and related correspondence to the Assessor; responds to taxpayer inquiries regarding assessment appeals applications and hearing procedures; schedules hearings before the AAB and provides public notice of meeting dates; prepares meeting agendas and provides required notice of scheduled hearing dates to

applicants, their representatives, and the Assessor; attends AAB meetings; maintains evidence submitted at hearings; prepares post-meeting minutes; processes stipulations and withdrawals; transmits Findings of Facts as required; and delivers Statement of Changes to the Auditor-Controller's Office.

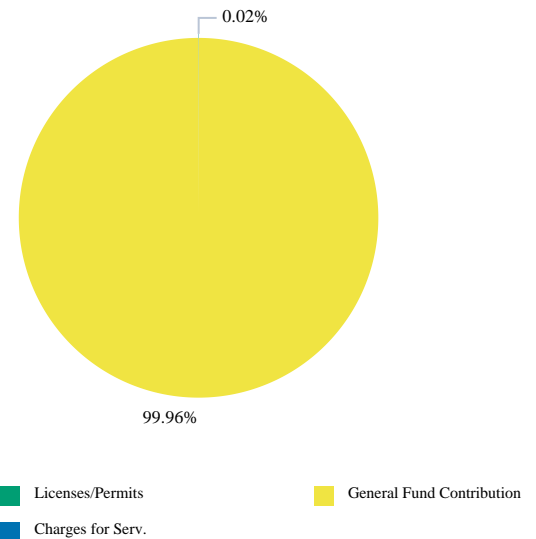
# Clerk of the Board

(Budget Unit 130002 - Fund 1001 - Appropriation Unit COB100)

## Use of Funds



## Source of Funds



## Use of Funds

Expenditures	Prior Year 2023-2024	Adopted Budget 2024-2025	CY Estimate 2024-2025	Requested Budget 2025-2026	Recommended Budget 2025-2026	Recommended Change from Adopted
Salaries and Employee Benefits	\$ 658,870	\$ 802,745	\$ 754,658	\$ 964,988	\$ 839,860	\$ 37,115
Services and Supplies	104,447	155,219	193,578	107,705	107,705	(47,514)
Other Charges	259,258	54,152	63,916	101,409	101,409	47,257
Capital Assets	0	0	5,775	5,775	5,775	5,775
<b>Subtotal</b>	<b>\$ 1,022,575</b>	<b>\$ 1,012,116</b>	<b>\$ 1,017,926</b>	<b>\$ 1,179,877</b>	<b>\$ 1,054,749</b>	<b>\$ 42,633</b>

## Source of Funds

Revenues	Prior Year 2023-2024	Adopted Budget 2024-2025	CY Estimate 2024-2025	Requested Budget 2025-2026	Recommended Budget 2025-2026	Recommended Change from Adopted
Licenses, Permits, and Franchises	\$ -	\$ 0	\$ 200	\$ 200	\$ 200	\$ 200
Charges For Services	-	-	-	200	200	200
<b>Subtotal</b>	<b>\$ -</b>	<b>\$ 0</b>	<b>\$ 200</b>	<b>\$ 400</b>	<b>\$ 400</b>	<b>\$ 400</b>
General Fund Contributions	1,022,575	1,012,116	1,017,726	1,179,477	1,054,349	42,233
<b>Total Source of Funds</b>	<b>\$ 1,022,575</b>	<b>\$ 1,012,116</b>	<b>\$ 1,017,926</b>	<b>\$ 1,179,877</b>	<b>\$ 1,054,749</b>	<b>\$ 42,633</b>

## Unit Description

The Clerk of the Board (COB) is responsible for performing mandated functions outlined in the California Government Code and Revenue and Taxation Code including: preparing Board of Supervisors meeting agendas and minutes; records maintenance; managing the assessment appeals process; maintaining and tracking appointments for about 75 boards, commissions, and committees and more than 80 special districts; and processing Public Records Act Requests and information requests from the public and outside agencies. The COB also acts as the Filing Officer for Statement of Economic Interests filings, serves as the Secretary/Clerk for the Monterey County City Selection Committee and other Board-governed special districts. The COB receives filings,

processes fees, and provides administrative support for land use appeals and Williamson Act applications.

## Recommended FY 2025-2026 Positions

Classification Code	Classification Label	FTE
11A30	CLERK OF THE BOARD OF SUPERVISORS	1.00
14G02	MANAGEMENT ANALYST I	1.00
80E83	BOARD OF SUPERVISORS CLERK	3.00
Total		5.00



This page intentionally left blank.

# Elections

**Departmental Overview:** The Elections Department conducts federal, state, and local elections in compliance with applicable laws and regulations. The department works to maintain the integrity and transparency of the election process and to provide equitable access to the community. The work of the takes place within seven areas:

## Programs and Functions:

**ADMINISTRATION:** Oversight all areas of elections, media functions, and finance.

**CANDIDATE AND CAMPAIGN SERVICES:** Candidate filing, local initiatives, referendum, and recall petitions. Serves as the Filing Officer for campaign finance disclosure statements.

**DATA AND VOTING TECHNOLOGY:** Technological services, network infrastructure, and production of the ballot, election data reports, voter files, and maps.

**PRECINCT SERVICES:** Recruitment and training election workers and coordinating polling place logistics.

**VOTE BY MAIL AND EARLY VOTING:** Mailed ballots and early voting centers, coordination of ballot return locations, and processing mail ballot returns.

**VOTER REGISTRATION SERVICES:** Maintaining and updating voter registration data and ensuring compliance with the National Voter Registration Act.

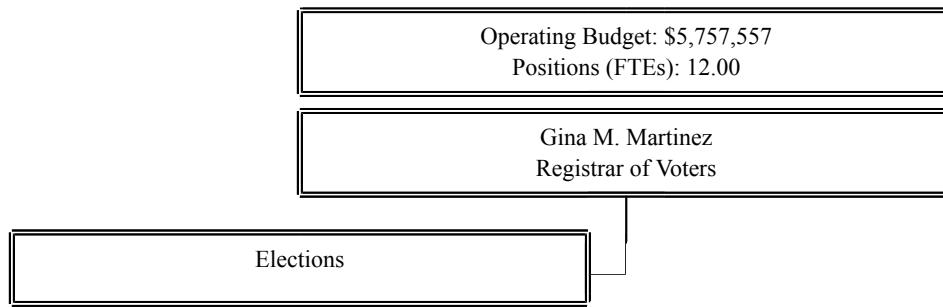
**BILINGUAL OUTREACH AND EDUCATION:** Coordinating the specialized language effort for target audiences that meet the federal and state Voting Rights Act requirements and delivering community presentations and voter registration drive trainings.

## Department's Contributions to the County's Prior Strategic Initiatives:

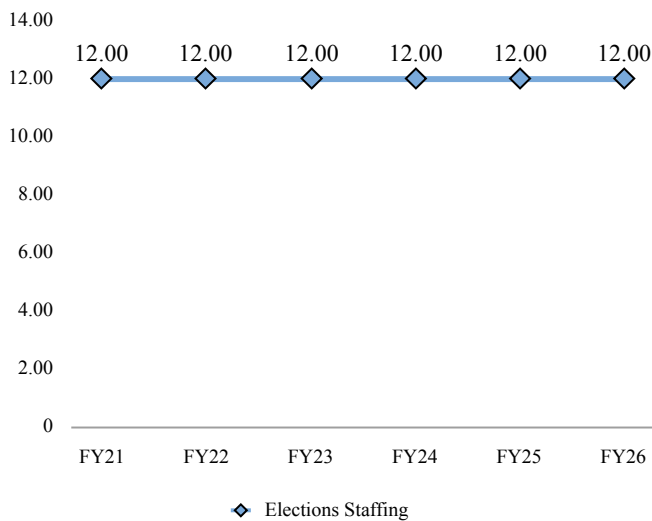
### ADMINISTRATION

Conduct transparent elections that are accountable to the integrity of the process and the public. To fulfill this mission, the department recruits and trains a large, diverse, skilled workforce to offer innovative, cost-effective services that positively impact local agencies and voters while streamlining resources er innovative, cost-effective services that positively impact local agencies and voters while streamlining resources.

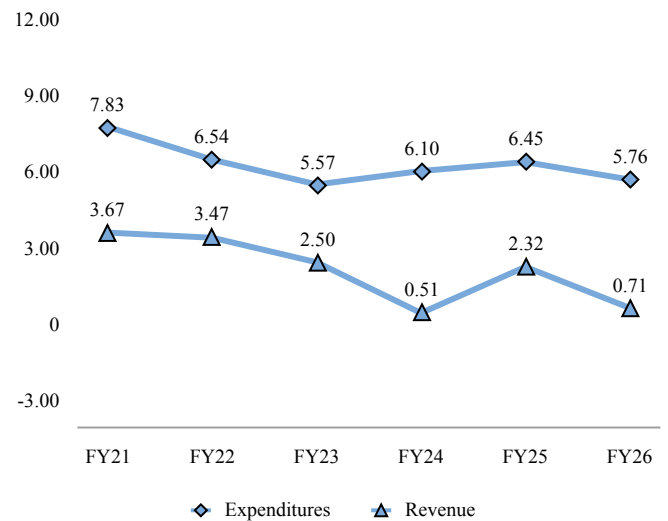




### Staffing Trends



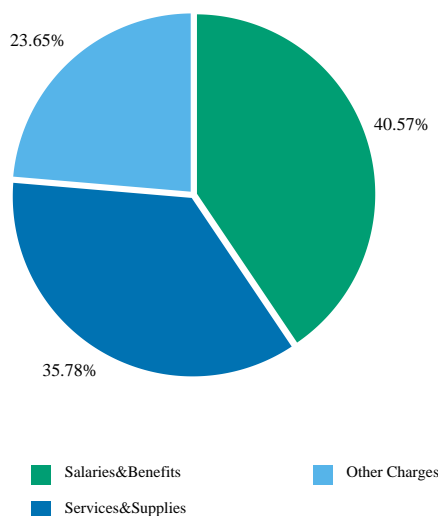
### Expenditure/Revenue History (in millions)



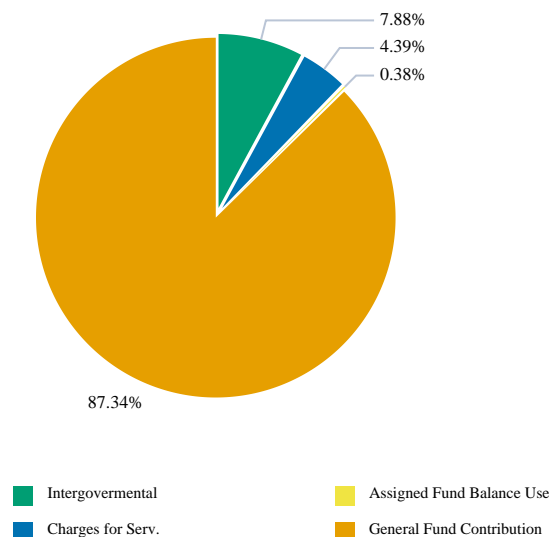
Monterey County Elections serves voters in the administration of elections. Outreach efforts work to educate and empower these voters and those who are eligible to register to vote but have not yet done so; especially those who are underrepresented in the voting population.

Key Performance Measures	2022-2023 Actual	2023-2024 Actual	2024-2025 Mid-Year
Number of registered voters	209,045	210,293	214,883
Percent of voter turnout	49.34%	32.80%	69.30%
Number of presentations to community organizations in target groups and areas. Target = 75	90	121	116
Outreach delivered to target areas (low registration and participation). Target = 75	120%	161%	155%

## Use of Funds



## Source of Funds



## Use of Funds

Expenditures	Prior Year 2023-2024	Adopted Budget 2024-2025	CY Estimate 2024-2025	Requested Budget 2025-2026	Recommended Budget 2025-2026	Recommended Change from Adopted
Salaries and Employee Benefits	\$ 2,043,442	\$ 2,185,296	\$ 2,124,077	\$ 2,505,800	\$ 2,335,800	\$ 150,504
Services and Supplies	2,909,623	3,819,139	3,460,785	3,398,934	2,059,934	(1,759,205)
Other Charges	1,058,865	443,875	459,585	1,361,823	1,361,823	917,948
Capital Assets	85,439	-	552,665	-	-	-
<b>Subtotal</b>	<b>\$ 6,097,369</b>	<b>\$ 6,448,310</b>	<b>\$ 6,597,112</b>	<b>\$ 7,266,557</b>	<b>\$ 5,757,557</b>	<b>\$ (690,753)</b>

## Source of Funds

Revenues	Prior Year 2023-2024	Adopted Budget 2024-2025	CY Estimate 2024-2025	Requested Budget 2025-2026	Recommended Budget 2025-2026	Recommended Change from Adopted
Intergovernmental Revenues	\$ 281,931	\$ 420,026	\$ 420,026	\$ 453,703	\$ 453,703	\$ 33,677
Charges For Services	213,168	1,903,000	2,064,937	253,000	253,000	(1,650,000)
Miscellaneous Revenues	12,503	-	-	-	-	-
<b>Subtotal</b>	<b>\$ 507,603</b>	<b>\$ 2,323,026</b>	<b>\$ 2,484,963</b>	<b>\$ 706,703</b>	<b>\$ 706,703</b>	<b>\$ (1,616,323)</b>
GF - Assigned Fund Balance Use	-	-	-	-	22,000	22,000
General Fund Contributions	5,589,766	4,125,284	4,112,149	6,559,854	5,028,854	903,570
<b>Total Source of Funds</b>	<b>\$ 6,097,369</b>	<b>\$ 6,448,310</b>	<b>\$ 6,597,112</b>	<b>\$ 7,266,557</b>	<b>\$ 5,757,557</b>	<b>\$ (690,753)</b>

## Summary of Recommendation

The FY 2025-26 Recommended Budget for the Elections Department is \$5,757,557 financed by \$706,703 in revenue, \$5,028,855 in general fund contribution (GFC), and \$22,000 from the general capital assignment. The recommended appropriations decreased \$690,753 from the adopted budget due to a decrease in services and supplies such as voter guide printing, temporary staffing, and postage. Other charges increased mainly due to an increase in the cost plan charge.

The Recommended Budget includes a decrease in revenues by \$1,616,323 due to a reduction in federal grant funding and a limited number of billable jurisdictions for the June Primary Elections compared to the FY 2024-25 Adopted Budget, which included a most significant number of billable jurisdictions for the General Election. Since the department administers federal, state, and local elections, Elections

expenditures and revenues vary based on the number and type of scheduled and unscheduled elections in a given year.

## Budget Impacts

State law mandates that local agencies reimburse the County for all election services; however, the federal and state governments have no requirement to reimburse counties for their share when conducting federal or state elections. The Recommended Budget does not include \$1,509,000 in requested augmentations for FY 2025-26 to carry out elections.

Future funding will be necessary to meet the minimum requirements for election services. Pursuant to California Elections Code, section 13001, funding for the scheduled June Primary Election in 2026 must be provided by the General Fund. While local revenues may help offset

a portion of the costs if jurisdictions consolidate with the Primary Election, the department must still comply with mandates and regulations related to election administration, including in the event of a special statewide election.

Additionally, the County elections officials are required to mail a ballot to every registered voter while ensuring that full in-person voting opportunities remain available. Vote-by-mail increases participation among eligible voters but sending a ballot to every voter has significantly raised election costs. Moreover, Senate Bill 504 (Chapter 14, Statutes of 2022) has expanded mailings to those eligible to have their voting rights restored, when reimbursements for these outreach efforts have been suspended.

Language translation is mandated; the new state language requirements per California Elections Code section 14201 will be released before the election. There may be additional language requirements that will increase the cost of the election.

Due to staffing shortages, employee wage increases, unprecedented inflationary pressures, and a decrease in grant funding, the department is experiencing a significant rise in election-related costs. These factors contribute to budget uncertainty for the upcoming fiscal year, reducing service to the department's outreach and education efforts.

**Prior Year Accomplishments**

The Elections Department is committed to conducting scheduled and unscheduled elections in full compliance with federal, state and local laws. This remains the primary ongoing functional goal.

In FY 2024-25, the department administered the November 5, 2024, Presidential General Election, achieving a record registration of 214,883 voters. The Presidential General Election had a 69% voter turnout. To enhance civic engagement in this complex environment, the department expanded its mobile/flex voting programs, which began in 2022, and formalized a partnership with the Monterey County Free Libraries through the Books and Ballots program. This expansion facilitated voter registration and voting and supported candidate and campaign filing. The mobile/flex voting program brings election services to communities, including rural and underserved communities, across the County during the most critical early voting period, at times and locations convenient for constituents.

During the November 5th election, electronic poll books were expanded at select polling locations, replacing traditional paper rosters, streamlining voter processing at the polls, and improving canvassing procedures post-election

The Poll Worker Advisory Panel and Outreach Volunteer Committee, which consists of volunteers with some level of expertise in elections who provide feedback on training materials and assist with recruitment efforts was continued. The Outreach Volunteer Committee includes trained volunteers providing outreach at events and engaging the public on topics such as voter participation and volunteer opportunities. The department expanded involvement in the local Voting Accessibility and Language Accessibility Advisory Committees.

Continued to play a leadership role within the California Association of Clerks and Election Officials (CACEO). The Registrar of Voters serves on the Board of Directors and chairs the recount committee. In contrast, Elections Program Managers serve on the State Language Accessibility Advisory Committee and the Voter Accessibility Advisory Committee. Other staff members actively participate in various CACEO committees focused on voting accessibility, language services, petition standardization, and fiscal services.

**Budget Year Goals**

Conduct the June 2, 2026, Primary Election. Given that the election will include an open gubernatorial seat for which the incumbent has

termed out, there will be tremendous interest and activity in this statewide election.

Continue to seek new methods and modes to engage in voter outreach and civic engagement, including partnerships with service agencies, schools, colleges, and community organizations, while finding ways to manage fiscal constraints. The department will continue to expand in-person voting and registration opportunities through the mobile voting unit.

**Pending Issues**

**SPECIAL ELECTIONS**

At the time of this writing, there is considerable uncertainty regarding a potential Special Statewide Recall Election within the next fiscal year. Historically, elections conducted on behalf of the state have not been reimbursable. It is unknown at this time to what extent, if any, reimbursement will be made should a statewide special election occur.

**VOTING SYSTEMS**

The Secretary of State recently approved the recertification of voting systems, necessitating the need for the department to upgrade its existing systems. The department will continue to seek a viable mechanism to fund voting systems in conjunction with partial matching federal grant funds administered by the Secretary of State. Jurisdictions are billed according to the election cycle on a pro-rata basis to offset ongoing leasing expenses partially. Current Help America Vote Act (2002) grant funds, to finance voting technology, are set to expire August 31, 2026, and are in the final stages of claims.

**NEW LAW**

The federal and state governments continue to introduce and pass legislation that could have additional impacts on the Elections Department, including the possible mandate of additional languages for the County, technology upgrades, and services at polling places. The Federal Administration continues to pass election-related orders whose impacts are unknown; however, the department will continue to participate in the CACEO Legislative Committee to stay informed as new election-related legislation is introduced.

**Policy Considerations**

The Elections Department will monitor state legislation that aligns with the Board of Supervisors legislative priorities, such as those that support efficient administrative operations while expanding access to and enhancing the integrity of elections. Elections will continue to develop the public observer panel and other committees to improve voting accessibility, transparency, accessibility, and public education activities. Additionally, the department's involvement at the CACEO supports legislation to fund elections at the federal and state level to minimize costs for local agencies.



## Appropriation Expenditure Detail

Entity Description	Entity Code	Fund Code	Adopted			Requested	Recommended	Recommended
			Prior Year	Budget	CY Estimate	Budget	Budget	Change
			2023-2024	2024-2025	2024-2025	2025-2026	2025-2026	from Adopted
Elections	ELE100	1001	\$ 6,097,369	\$ 6,448,310	\$ 6,597,112	\$ 7,266,557	\$ 5,757,557	\$ (690,753)
Elections	141001	1001	6,097,369	6,448,310	6,597,112	7,266,557	5,757,557	(690,753)
Total			\$ 6,097,369	\$ 6,448,310	\$ 6,597,112	\$ 7,266,557	\$ 5,757,557	\$ (690,753)

## Adopted 2024-2025 to Recommended 2025-2026 Positions

Classification Code		Classification Label		Adopted Budget 2023-2024	Adopted Budget 2024-2025	Recommended Budget 2025-2026	Change
11A20		REGISTRAR OF VOTERS		1.00	1.00	1.00	0.00
12C14		ASSISTANT REGISTRAR OF VOTERS		1.00	1.00	1.00	0.00
14C30		MANAGEMENT ANALYST II		1.00	1.00	1.00	0.00
14J21		ELECTIONS SERVICES SPECIALIST II		2.00	2.00	2.00	0.00
14M80		ELECTIONS PROGRAM MANAGER		5.00	4.00	4.00	0.00
14N05		ADMINISTRATIVE OPERATIONS MANAGER		-	1.00	1.00	0.00
16C87		BUSINESS TECHNOLOGY ANALYST II		1.00	1.00	1.00	0.00
43J09		SENIOR DEPARTMENTAL INFORMATION SYSTEMS COORDINATOR		1.00	1.00	1.00	0.00
<b>Total</b>				<b>12.00</b>	<b>12.00</b>	<b>12.00</b>	<b>0.00</b>

## Augmentation Requests

Request Code	Request Name	Ranking Type Name	Requested Amount	Requested FTE	Recommended Budget	Recommended FTE
141001-1001-AUG001	Dept Operations	Status Quo Other	1,440,000	-	-	-
141001-1001-AUG002	Translations and Training	Status Quo Other	17,000	-	-	-
141001-1001-AUG003	Outreach and Training	Status Quo Other	52,000	-	-	-
141001-1001-AUG004	General Capital Assignment Account	Status Quo Other	22,000	-	22,000	-
<b>Grand Total:</b>			<b>1,531,000</b>	<b>-</b>	<b>22,000</b>	<b>-</b>



This page intentionally left blank.

# Emergency Communications

## Departmental Overview:

The Emergency Communications Department (ECD) operates the countywide consolidated emergency communications system. Emergency and non-emergency call answering and dispatch services are provided to the Sheriff's Office, Probation Department, 11 of the 12 incorporated city police departments, fire agencies for all 12 cities, four fire districts, the Monterey Regional Airport District, Salinas Valley State Prison, and California State University Monterey Bay Police Department. These services are provided under the Agreement for 9-1-1 Emergency Communications Dispatch Services (911 Services Agreement).

## Programs and Functions:

ECD is the primary Public Safety Answering Point (PSAP) for the County, providing emergency and non-emergency call taking services and dispatch of law enforcement and fire field units including status reporting and associated activity for after-hours dispatch of the public works crews. It also provides and maintains consoles and associated radio dispatch equipment located in its communications center.

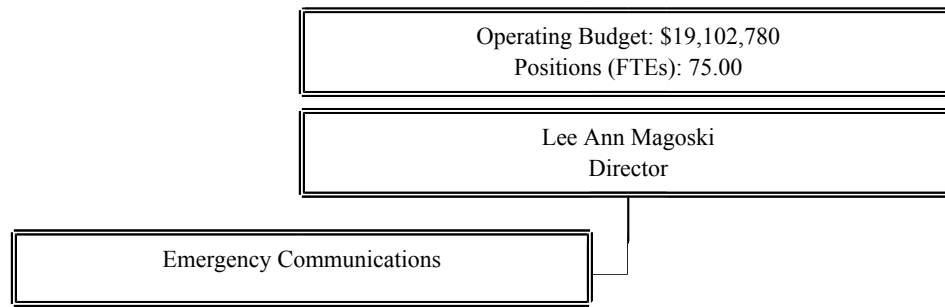
As defined in the billing formula within the 911 Services Agreement, costs for dispatch and call taking services are calculated through an equally weighted, three-factor allocation ratio of Assessed Property Value, Population, and Workload. Each dollar of expense for operating the emergency communications center is paid for by approximately 30 cents of County funding and 70 cents in user agency revenue. The County funding represents the cost of services provided to the Probation Department, Sheriff's Office and a 90% subsidy to fire districts. ECD bills users of the countywide Next Generation Radio System (NGEN) for Operations and Maintenance (O&M) and Capital Fee costs. These costs are billed to 26 agencies based on the percentage of radios in use with a 75% weighting for fire radios.

## Department's Contributions to the County's Prior Strategic Initiatives:

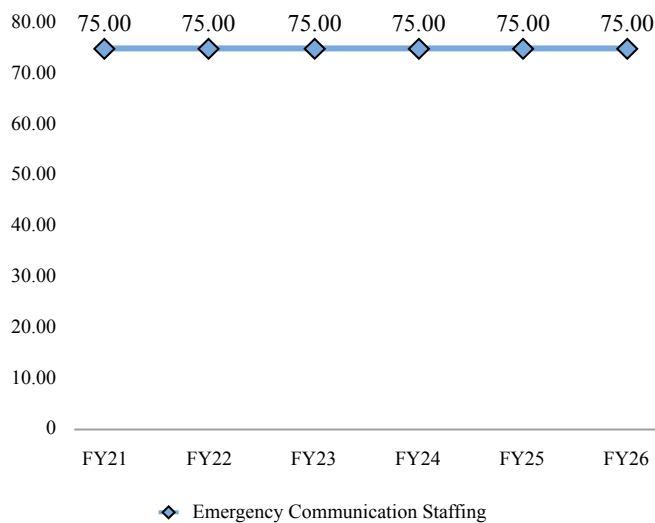
### PUBLIC SAFETY

Creating a safe environment for people to achieve their potential, leading businesses and communities to thrive and grow by reducing violent crimes as well as crimes in general, with the key objective to engage public safety stakeholders, partners, and the whole community in resiliency building activities including emergency reporting.

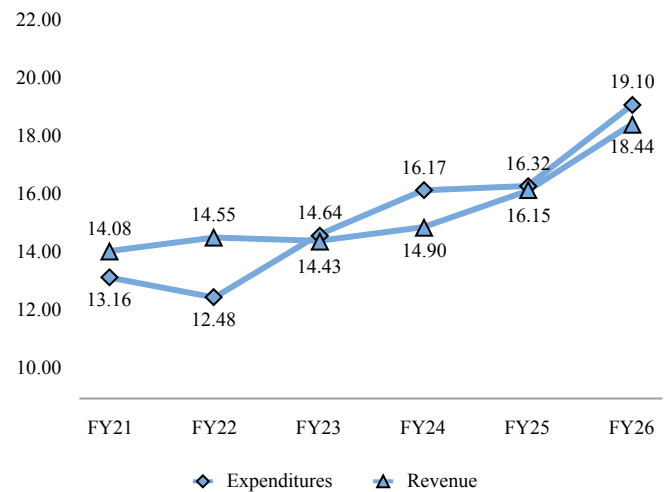




### Staffing Trends



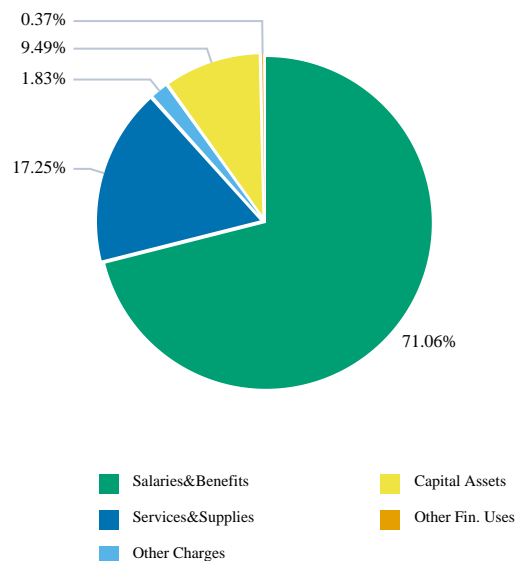
### Expenditure/Revenue History (in millions)



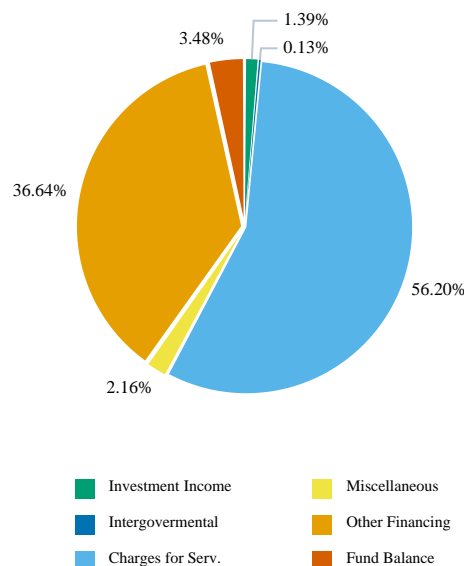
ECD is the primary Public Safety Answering Point for the County. Its center answers 9-1-1 and non-emergency calls and provides law enforcement and fire protection dispatch services to public safety agencies countywide.

Key Performance Measures	2022-2023 Actual	2023-2024 Actual	2024-2025 Mid-Year
Number of emergency calls answered.	264,653	209,844	109,393
Number of non-emergency calls answered.	469,885	367,529	191,703
Number of emergency calls requiring language translation services provided.	9,080	8,667	4,719
Percentage of emergency calls answered within 15 seconds. Target = 95%	87%	91%	87%
Number of law enforcement service calls generated.	399,449	375,034	201,330
Number of fire protection service calls generated.	56,982	53,627	28,607
Number of Text to 9-1-1 Calls received.	3,310	7,705	6,881

## Use of Funds



## Source of Funds



## Use of Funds

Expenditures	Prior Year 2023-2024	Adopted Budget 2024-2025	CY Estimate 2024-2025	Requested Budget 2025-2026	Recommended Budget 2025-2026	Recommended Change from Adopted
Salaries and Employee Benefits	\$ 12,173,338	\$ 12,456,603	\$ 12,434,735	\$ 13,897,878	\$ 13,573,826	\$ 1,117,223
Services and Supplies	3,317,836	3,080,332	3,155,857	3,296,123	3,296,123	215,791
Other Charges	(67,395)	(336,736)	(102,076)	349,927	349,927	686,663
Capital Assets	621,929	1,055,524	771,369	1,812,136	1,812,136	756,612
Other Financing Uses	124,069	64,922	64,922	70,767	70,767	5,845
<b>Subtotal</b>	<b>\$ 16,169,776</b>	<b>\$ 16,320,645</b>	<b>\$ 16,324,807</b>	<b>\$ 19,426,832</b>	<b>\$ 19,102,780</b>	<b>\$ 2,782,135</b>

## Source of Funds

Revenues	Prior Year 2023-2024	Adopted Budget 2024-2025	CY Estimate 2024-2025	Requested Budget 2025-2026	Recommended Budget 2025-2026	Recommended Change from Adopted
Revenue from Use of Money & Property	\$ 297,619	\$ 245,887	\$ 325,152	\$ 266,469	\$ 266,469	\$ 20,582
Intergovernmental Revenues	147,535	4,560,634	4,511,464	25,000	25,000	(4,535,634)
Charges For Services	8,063,248	9,141,496	9,088,844	10,956,180	10,734,870	1,593,374
Miscellaneous Revenues	83,178	25,000	124,504	412,529	412,529	387,529
Other Financing Sources	6,304,323	2,173,085	2,793,921	7,102,212	6,999,470	4,826,385
<b>Subtotal</b>	<b>\$ 14,895,901</b>	<b>\$ 16,146,102</b>	<b>\$ 16,843,885</b>	<b>\$ 18,762,390</b>	<b>\$ 18,438,338</b>	<b>\$ 2,292,236</b>
Fund Balance	\$ 1,273,875	\$ 174,543	\$ (519,079)	\$ 664,442	\$ 664,442	\$ 489,899
<b>Total Source of Funds</b>	<b>\$ 16,169,776</b>	<b>\$ 16,320,645</b>	<b>\$ 16,324,807</b>	<b>\$ 19,426,832</b>	<b>\$ 19,102,780</b>	<b>\$ 2,782,135</b>

## Summary of Recommendation

The Fiscal Year (FY) 2025-26 Recommended Budget for the Emergency Communications Department (ECD) is \$19,102,780 financed by \$18,438,338 in revenue, including a county contribution of \$2,685,302 as an operating transfer in. The \$664,442 revenue gap will be covered using fund balance held in Fund 1935.

The Recommended Budget includes an augmentation of \$648,104 to restore four (4) vacant Communications Dispatcher II positions which reduces funded Dispatcher staffing from 56 to 54. The two unfunded dispatcher positions will remain with the goal of restoring funding in the

future. This augmentation is supported by \$439,878 in revenue from outside agencies and a County General Fund Contribution (GFC) of \$208,226.

The Recommended Budget for ECD includes two special revenue funds and one Capital Project Fund.

Special Revenue Fund 1340: The Dispatch Operations Fund has a FY 2025-26 Recommended Budget of \$15,682,524 where approximately 70% of the operational costs are shared by non-County user agencies.

Special Revenue Fund 1350: The Next Generation (NGEN) Radio System Operations and Maintenance Fund has a FY 2025-26 Recommended Budget of \$1,608,120. This budget is created in partnership with the Information Technology Department (ITD), based on estimated costs related to the maintenance and operation of the NGEN Radio System and reviewed by the ECD Executive Board. These costs are then billed to the user agencies by the ECD. ITD controls most expenditures within the budget and recovers the costs through ECD.

Capital Project Fund 1935: The NGEN Capital Project Fund has a FY 2025-26 Recommended Budget of \$1,812,136 for projects necessary to enhance and maintain operability, system coverage, system capacity, and standardization. This budget is created in partnership with ITD and billed to the user agencies by the ECD. ITD controls most expenditures within the budget.

---

**Budget Impacts**

There are no budget impacts.

---

**Prior Year Accomplishments**

Completed a rehost of the Computer Aided Dispatch (CAD) system nearing end of life to allow future vendor upgrades.

ECD has maintained a positive cash balance for the entire FY 2024-25 fiscal year in all funds and collected interest revenue on this cash balance.

Construction of a security fence around the dispatch center and Emergency Operations Center building was completed.

ECD promoted eight trainees to journey-level dispatchers which is the highest number of promotions in over five years. The time from hire to promotion to journey level dispatcher is 12 months so these promotions were 2023 hires. In 2024, ECD hired 12 new dispatchers and the promotions from this group will be measured in 2025.

Coordinated with participating fire agencies through the 911 Services Agreement to implement a mobile incident command and response solution that increases situational awareness, speeds incident response, streamlines incident management and improves firefighter accountability. The County is the contract holder that leverages single contract efficiencies with 100% of costs recovered from the participating fire agencies.

An artificial intelligence non-emergency call answering solution was implemented. This tool resolves non-emergency calls 1/3 of the time without any dispatcher interaction which allows dispatchers to focus on emergency calls and public safety radio dispatch.

---

**Budget Year Goals**

Continue to conduct new employee academies throughout the year with the goal of recruiting, hiring, and training to fill existing vacancies which will reduce mandatory overtime.

Implement Fire Station Alerting to modernize notifications to fire agencies ECD dispatches in line with goals provided by the Civil Grand Jury.

Complete implementation of quality assurance artificial intelligence software with training simulations to provide continuous quality service improvement and employee feedback. The goal of this software is increased dispatcher job satisfaction/retention as well as service quality improvements to residents and public safety personnel the department serves.

---

**Pending Issues**

There are no pending issues.

---

**Policy Considerations**

There are no policy considerations.

## Appropriation Expenditure Detail

Entity Description	Entity Code	Fund Code	Prior Year 2023-2024	Adopted Budget 2024-2025	CY Estimate 2024-2025	Requested Budget 2025-2026	Recommended Budget 2025-2026	Recommended Change from Adopted
<b>Emergency Communications Operations</b>	<b>EME100</b>	<b>1340</b>	<b>\$ 14,751,631</b>	<b>\$ 14,649,287</b>	<b>\$ 14,676,684</b>	<b>\$ 16,006,576</b>	<b>\$ 15,682,524</b>	<b>\$ 1,033,237</b>
Emergency Communication	152001	1340	14,751,631	14,649,287	14,676,684	16,006,576	15,682,524	1,033,237
<b>NGEN Operations and Maintenance</b>	<b>EME102</b>	<b>1350</b>	<b>796,216</b>	<b>953,578</b>	<b>913,405</b>	<b>1,608,120</b>	<b>1,608,120</b>	<b>654,542</b>
NGEN Operations and Maintenance	152003	1350	796,216	953,578	913,405	1,608,120	1,608,120	654,542
<b>NGEN Radio Project</b>	<b>EME101</b>	<b>1935</b>	<b>621,929</b>	<b>717,780</b>	<b>734,717</b>	<b>1,812,136</b>	<b>1,812,136</b>	<b>1,094,356</b>
NGEN	152002	1935	621,929	717,780	734,717	1,812,136	1,812,136	1,094,356
<b>Total</b>			<b>\$ 16,169,776</b>	<b>\$ 16,320,645</b>	<b>\$ 16,324,807</b>	<b>\$ 19,426,832</b>	<b>\$ 19,102,780</b>	<b>\$ 2,782,135</b>

## Adopted 2024-2025 to Recommended 2025-2026 Positions

Classification Code	Classification Label	Adopted Budget 2023-2024	Adopted Budget 2024-2025	Recommended Budget 2025-2026	Change
12C42	ASSISTANT DIRECTOR OF EMERGENCY COMMUNICATIONS	1.00	1.00	1.00	0.00
14A26	DIRECTOR OF EMERGENCY COMMUNICATIONS	1.00	1.00	1.00	0.00
14C70	ADMINISTRATIVE SERVICES ASSISTANT	1.00	1.00	1.00	0.00
14M13	EMERGENCY COMMUNICATIONS MANAGER	3.00	3.00	3.00	0.00
20B93	FINANCE MANAGER II	1.00	1.00	1.00	0.00
43J05	DEPARTMENTAL INFORMATION SYSTEMS COORDINATOR	1.00	1.00	1.00	0.00
43J09	SENIOR DEPARTMENTAL INFORMATION SYSTEMS COORDINATOR	1.00	1.00	1.00	0.00
80A99	ADMINISTRATIVE SECRETARY-CONFIDENTIAL	1.00	1.00	1.00	0.00
80S01	COMMUNICATIONS DISPATCHER I	6.00	-	-	-
80S21	COMMUNICATIONS DISPATCHER II	50.00	56.00	56.00	0.00
80S22	EMERGENCY COMMUNICATIONS SHIFT SUPERVISOR	9.00	9.00	8.00	(1.00)
80S26	EMERGENCY COMMUNICATIONS OPERATIONS COORDINATOR	-	-	1.00	1.00
<b>Total</b>		<b>75.00</b>	<b>75.00</b>	<b>75.00</b>	<b>0.00</b>

## Augmentation Requests

Request Code	Request Name	Ranking Type Name	Requested Amount	Requested FTE	Recommended Budget	Recommended FTE
152001-1340-AUG001	restore vacant position 1520850780S210051:1520850 780S210051 - COMMUNICATIONS DISPATCHER II	Status Quo Vacant Position	-	1.00	-	1.00
152001-1340-AUG002	restore vacant position 1520850780S210052:1520850 780S210052 - COMMUNICATIONS DISPATCHER II	Status Quo Vacant Position	-	1.00	-	1.00

## Augmentation Requests

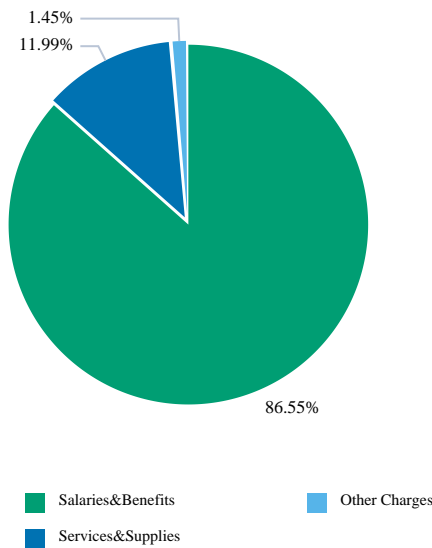
Request Code	Request Name	Ranking Type Name	Requested Amount	Requested FTE	Recommended Budget	Recommended FTE
152001-1340-AUG003	restore vacant position 1520850780S210053:1520850 780S210053 - COMMUNICATIONS DISPATCHER II	Status Quo Vacant Position	-	1.00	-	1.00
152001-1340-AUG004	restore vacant position 1520850780S210054:1520850 780S210054 - COMMUNICATIONS DISPATCHER II	Status Quo Vacant Position	-	1.00	-	1.00
152001-1340-AUG005	restore vacant position 1520850780S210055:1520850 780S210055 - COMMUNICATIONS DISPATCHER II	Status Quo Vacant Position	-	1.00	-	1.00
152001-1340-AUG006	restore vacant position 1520850780S210056:1520850 780S210056 - COMMUNICATIONS DISPATCHER II	Status Quo Vacant Position	-	1.00	-	1.00
<b>Grand Total:</b>			-	<b>6.00</b>	-	<b>6.00</b>



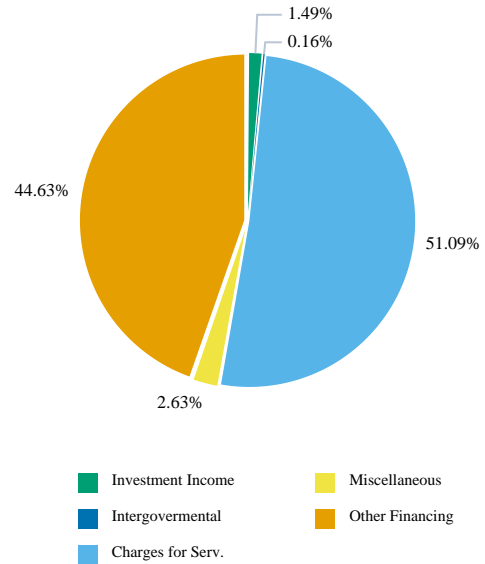
# Emergency Communication

(Budget Unit 152001 - Fund 1340 - Appropriation Unit EME100)

## Use of Funds



## Source of Funds



## Use of Funds

Expenditures	Prior Year 2023-2024	Adopted Budget 2024-2025	CY Estimate 2024-2025	Requested Budget 2025-2026	Recommended Budget 2025-2026	Recommended Change from Adopted
Salaries and Employee Benefits	\$ 12,173,338	\$ 12,456,603	\$ 12,434,735	\$ 13,897,878	\$ 13,573,826	\$ 1,117,223
Services and Supplies	2,059,560	1,781,883	1,897,455	1,880,781	1,880,781	98,898
Other Charges	518,733	380,801	344,494	227,916	227,916	(152,885)
Capital Assets	0	30,000	0	-	-	(30,000)
<b>Subtotal</b>	<b>\$ 14,751,631</b>	<b>\$ 14,649,287</b>	<b>\$ 14,676,684</b>	<b>\$ 16,006,576</b>	<b>\$ 15,682,524</b>	<b>\$ 1,033,237</b>

## Source of Funds

Revenues	Prior Year 2023-2024	Adopted Budget 2024-2025	CY Estimate 2024-2025	Requested Budget 2025-2026	Recommended Budget 2025-2026	Recommended Change from Adopted
Revenue from Use of Money & Property	\$ 218,160	\$ 214,259	\$ 237,451	\$ 233,734	\$ 233,734	\$ 19,475
Intergovernmental Revenues	147,535	4,560,634	4,511,464	25,000	25,000	(4,535,634)
Charges For Services	7,292,326	7,676,309	7,641,936	8,233,101	8,011,791	335,482
Miscellaneous Revenues	83,178	25,000	15,060	412,529	412,529	387,529
Other Financing Sources	6,304,323	2,173,085	2,251,985	7,102,212	6,999,470	4,826,385
<b>Subtotal</b>	<b>\$ 14,045,521</b>	<b>\$ 14,649,287</b>	<b>\$ 14,657,896</b>	<b>\$ 16,006,576</b>	<b>\$ 15,682,524</b>	<b>\$ 1,033,237</b>
Fund Balance	\$ 706,110	\$ 0	\$ 18,788	\$ 0	\$ 0	\$ 0
<b>Total Source of Funds</b>	<b>\$ 14,751,631</b>	<b>\$ 14,649,287</b>	<b>\$ 14,676,684</b>	<b>\$ 16,006,576</b>	<b>\$ 15,682,524</b>	<b>\$ 1,033,237</b>

## Unit Description

In this special revenue fund, ECD operates the countywide consolidated emergency communications system. Emergency and non-emergency call answering and dispatch services are provided to the Sheriff's Office, Probation Department, 11 of the 12 incorporated city police departments, fire agencies for all 12 cities, four county fire districts, the Monterey Regional Airport District, Salinas Valley State Prison, and California State University Monterey Bay Police Department. These services are Emergency Communications

provided under the Agreement for 9-1-1 Emergency Communications Dispatch Services (911 Services Agreement).

## Recommended FY 2025-2026 Positions

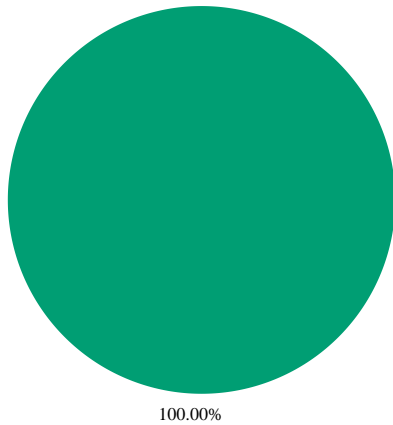
Classification Code	Classification Label	FTE
12C42	ASSISTANT DIRECTOR OF EMERGENCY COMMUNICATIONS	1.00

14A26	DIRECTOR OF EMERGENCY COMMUNICATIONS	1.00
14C70	ADMINISTRATIVE SERVICES ASSISTANT	1.00
14M13	EMERGENCY COMMUNICATIONS MANAGER	3.00
20B93	FINANCE MANAGER II	1.00
43J05	DEPARTMENTAL INFORMATION SYSTEMS COORDINATOR	1.00
43J09	SENIOR DEPARTMENTAL INFORMATION SYSTEMS COORDINATOR	1.00
80A99	ADMINISTRATIVE SECRETARY- CONFIDENTIAL	1.00
80S21	COMMUNICATIONS DISPATCHER II	56.00
80S22	EMERGENCY COMMUNICATIONS SHIFT SUPERVISOR	8.00
80S26	EMERGENCY COMMUNICATIONS OPERATIONS COORDINATOR	1.00
	<u>Total</u>	75.00

# NGEN Radio Capital Projects

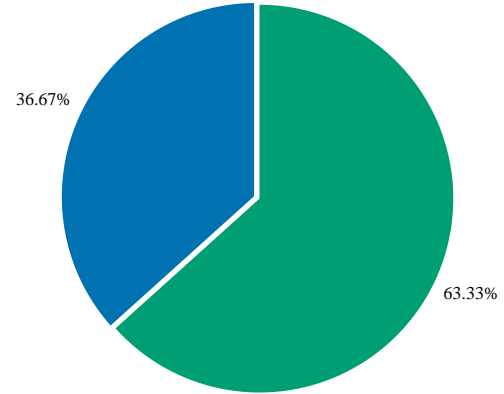
(Budget Unit 152002 - Fund 1935 - Appropriation Unit EME101)

## Use of Funds



Capital Assets

## Source of Funds



Charges for Serv.

Fund Balance

## Use of Funds

Expenditures	Prior Year 2023-2024	Adopted Budget 2024-2025	CY Estimate 2024-2025	Requested Budget 2025-2026	Recommended Budget 2025-2026	Recommended Change from Adopted
Services and Supplies	\$ -	\$ 0	\$ 125	\$ -	\$ -	\$ 0
Other Charges	-	(307,744)	(36,777)	-	-	307,744
Capital Assets	621,929	1,025,524	771,369	1,812,136	1,812,136	786,612
<b>Subtotal</b>	<b>\$ 621,929</b>	<b>\$ 717,780</b>	<b>\$ 734,717</b>	<b>\$ 1,812,136</b>	<b>\$ 1,812,136</b>	<b>\$ 1,094,356</b>

## Source of Funds

Revenues	Prior Year 2023-2024	Adopted Budget 2024-2025	CY Estimate 2024-2025	Requested Budget 2025-2026	Recommended Budget 2025-2026	Recommended Change from Adopted
Revenue from Use of Money & Property	\$ 18,149	\$ -	\$ 30,000	\$ -	\$ -	-
Charges For Services	-	543,237	591,204	1,147,694	1,147,694	604,457
Miscellaneous Revenues	-	-	109,444	-	-	-
Other Financing Sources	-	0	541,936	-	-	0
<b>Subtotal</b>	<b>\$ 18,149</b>	<b>\$ 543,237</b>	<b>\$ 1,272,584</b>	<b>\$ 1,147,694</b>	<b>\$ 1,147,694</b>	<b>\$ 604,457</b>
Fund Balance	\$ 603,780	\$ 174,543	\$ (537,867)	\$ 664,442	\$ 664,442	\$ 489,899
<b>Total Source of Funds</b>	<b>\$ 621,929</b>	<b>\$ 717,780</b>	<b>\$ 734,717</b>	<b>\$ 1,812,136</b>	<b>\$ 1,812,136</b>	<b>\$ 1,094,356</b>

## Unit Description

This fund contains the capital projects for the countywide Next Generation (NGEN) Public Safety Radio System used by 35 public safety agencies and three public works departments. The fiscal administration, governance and technical oversight of these projects are controlled through the NGEN Services Agreement.

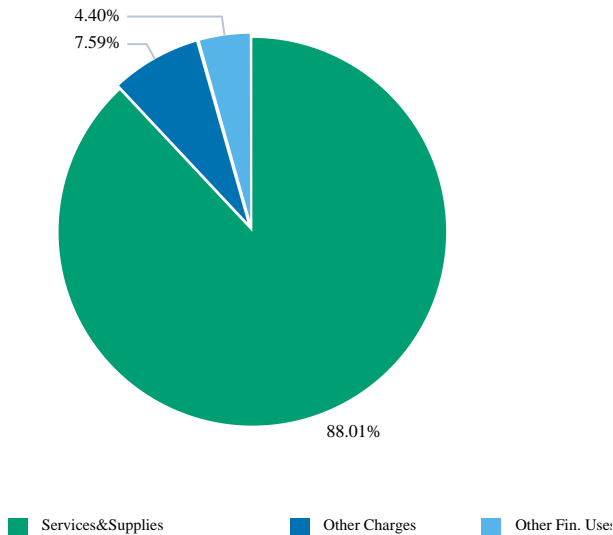
This fund's budget is created in partnership with the Information Technology Department (ITD). Agencies are charged for capital project

costs through the billing formula in the NGEN Services Agreement after approval and recommendation by the NGEN Executive Board and County Board of Supervisors.

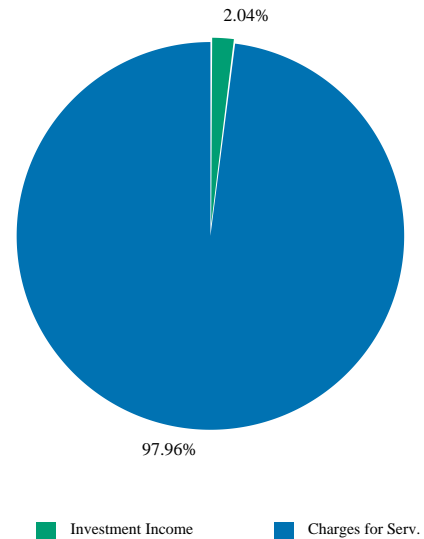
# NGEN Operations and Maintenance

(Budget Unit 152003 - Fund 1350 - Appropriation Unit EME102)

## Use of Funds



## Source of Funds



## Use of Funds

Expenditures	Prior Year 2023-2024	Adopted Budget 2024-2025	CY Estimate 2024-2025	Requested Budget 2025-2026	Recommended Budget 2025-2026	Recommended Change from Adopted
Services and Supplies	\$ 1,258,276	\$ 1,298,449	\$ 1,258,276	\$ 1,415,342	\$ 1,415,342	\$ 116,893
Other Charges	(586,128)	(409,793)	(409,793)	122,011	122,011	531,804
Other Financing Uses	124,069	64,922	64,922	70,767	70,767	5,845
<b>Subtotal</b>	<b>\$ 796,216</b>	<b>\$ 953,578</b>	<b>\$ 913,405</b>	<b>\$ 1,608,120</b>	<b>\$ 1,608,120</b>	<b>\$ 654,542</b>

## Source of Funds

Revenues	Prior Year 2023-2024	Adopted Budget 2024-2025	CY Estimate 2024-2025	Requested Budget 2025-2026	Recommended Budget 2025-2026	Recommended Change from Adopted
Revenue from Use of Money & Property	\$ 61,309	\$ 31,628	\$ 57,701	\$ 32,735	\$ 32,735	\$ 1,107
Charges For Services	770,922	921,950	855,704	1,575,385	1,575,385	653,435
<b>Subtotal</b>	<b>\$ 832,231</b>	<b>\$ 953,578</b>	<b>\$ 913,405</b>	<b>\$ 1,608,120</b>	<b>\$ 1,608,120</b>	<b>\$ 654,542</b>
Fund Balance	\$ (36,015)	\$ 0	\$ 0	\$ 0	\$ 0	\$ 0
<b>Total Source of Funds</b>	<b>\$ 796,216</b>	<b>\$ 953,578</b>	<b>\$ 913,405</b>	<b>\$ 1,608,120</b>	<b>\$ 1,608,120</b>	<b>\$ 654,542</b>

## Unit Description

This special revenue fund provides for the operations and maintenance of the NGEN Radio System used by 35 public safety agencies across the County and three public works departments. The operations and maintenance of the countywide system governance, technical oversight, and fiscal administration are controlled through the NGEN Services Agreement. This fund includes costs only for operation and maintenance of the current system including the Very High Frequency (VHF) radio system, control stations, microwave stations for backhaul, replacement of dispatch consoles, and network and information technology security systems.

This fund's budget is created in partnership with ITD and reviewed and approved by the NGEN Executive Board before final approval by the County Board of Supervisors. These costs are then billed to the system users by ECD while most revenue is transferred to ITD for NGEN operations and maintenance.

# Information Technology

## Departmental Overview:

The Information Technology Department (ITD) is responsible for delivering strategic information technology (IT) solutions to support internal county operations and business activities. ITD resources are operated and maintained to support high availability for utilization and minimize the risk of business interruption. ITD focuses on developing a sustainable, customer-focused environment to enhance and improve the quality of technology services used by county offices and departments for the benefit of the County's residents, businesses, and visitors.

## Programs and Functions:

ITD consists of a Business Office, Applications & Customer Support, Infrastructure and Operations, and Information Security.

## Department's Contributions to the County's Prior Strategic Initiatives:

### ECONOMIC DEVELOPMENT

In conjunction with telecom service providers, continue to extend the broadband footprint throughout the County.

### ADMINISTRATION

Deliver modern applications and technology infrastructure to enhance the County's ability to serve the public and provide robust voice, data, video, and radio services.

### HEALTH AND HUMAN SERVICES

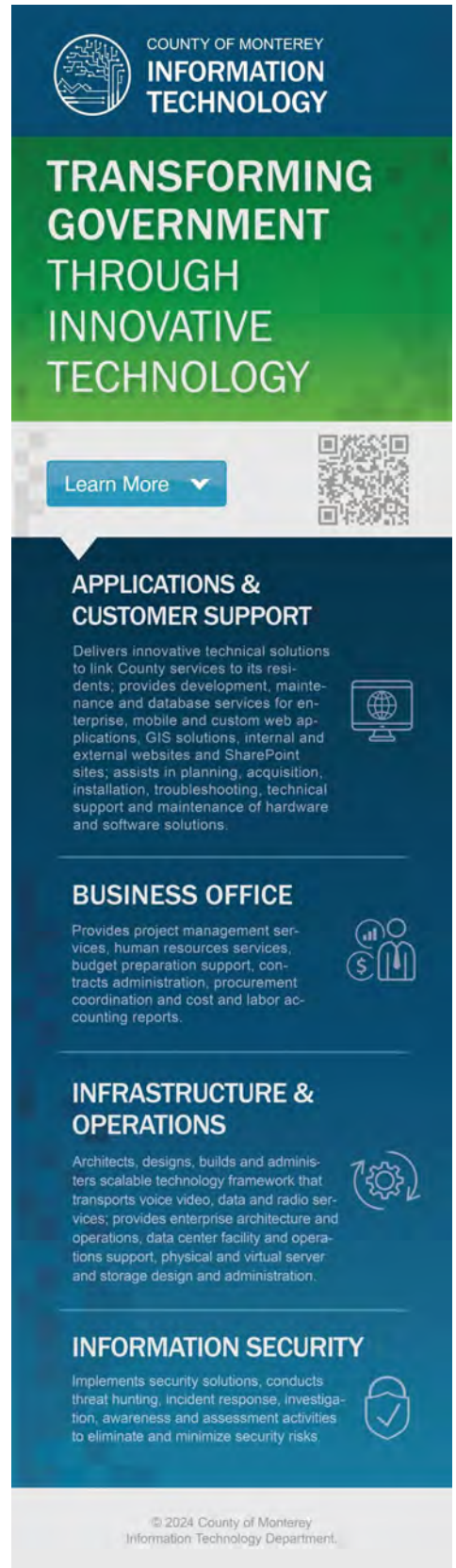
Develop and deploy modern technical solutions to provide effective and efficient services to county constituents.

### INFRASTRUCTURE

Deploy sustainable and cost-effective technologies by migrating aging infrastructure and applications to the cloud and Software as a Service (SaaS) environments for access online via a subscription, rather than being bought and installed on individual computers.

### PUBLIC SAFETY

Deliver technologies that improve the overall safety of county constituents and the ability of public safety officials to respond to events with the implementation of the Next Generation (NGEN) Digital Radio System, a consolidated radio communications system within the County, including all of its incorporated cities and a number of special districts.



**COUNTY OF MONTEREY**  
**INFORMATION TECHNOLOGY**

**TRANSFORMING GOVERNMENT THROUGH INNOVATIVE TECHNOLOGY**

[Learn More](#)

**APPLICATIONS & CUSTOMER SUPPORT**

Delivers innovative technical solutions to link County services to its residents; provides development, maintenance and database services for enterprise, mobile and custom web applications, GIS solutions, internal and external websites and SharePoint sites; assists in planning, acquisition, installation, troubleshooting, technical support and maintenance of hardware and software solutions.

**BUSINESS OFFICE**

Provides project management services, human resources services, budget preparation support, contracts administration, procurement coordination and cost and labor accounting reports.

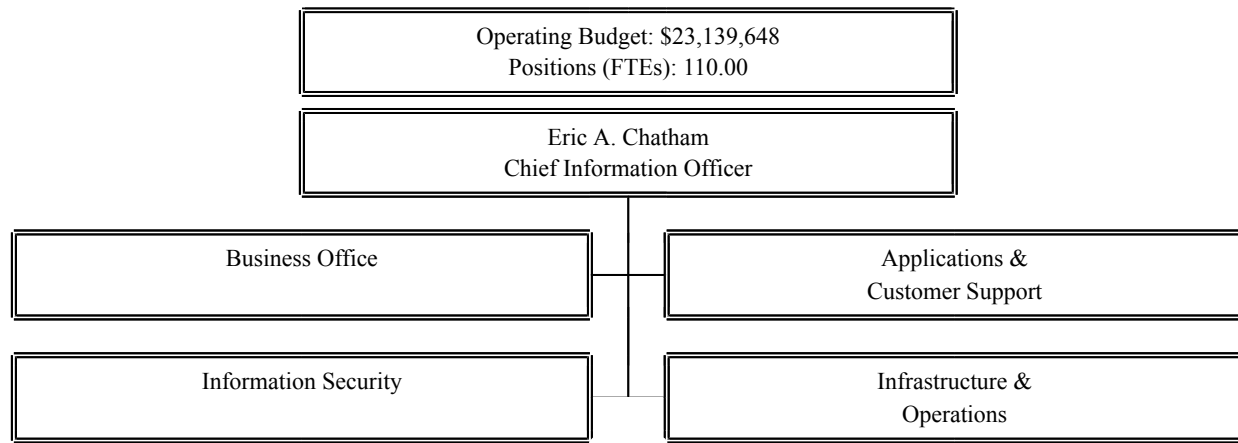
**INFRASTRUCTURE & OPERATIONS**

Architects, designs, builds and administers scalable technology framework that transports voice video, data and radio services; provides enterprise architecture and operations, data center facility and operations support, physical and virtual server and storage design and administration.

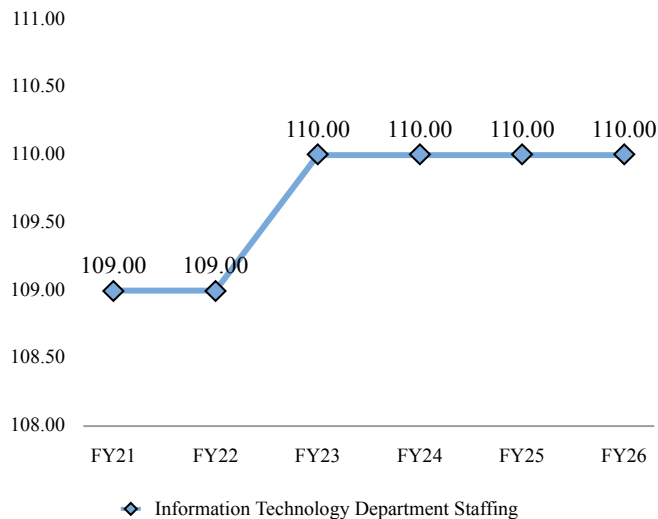
**INFORMATION SECURITY**

Implements security solutions, conducts threat hunting, incident response, investigation, awareness and assessment activities to eliminate and minimize security risks.

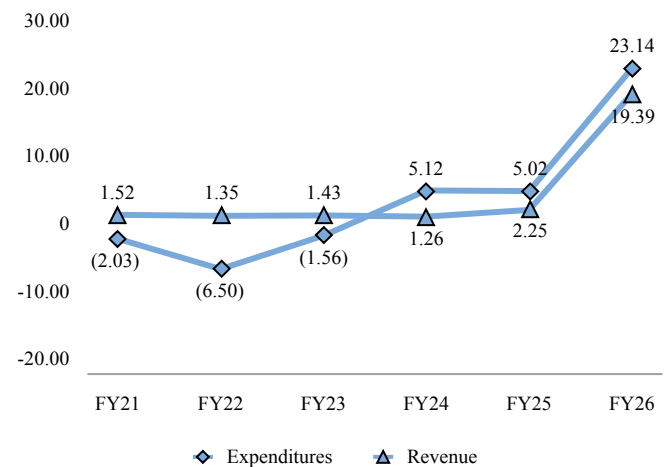
© 2024 County of Monterey  
Information Technology Department.



## Staffing Trends



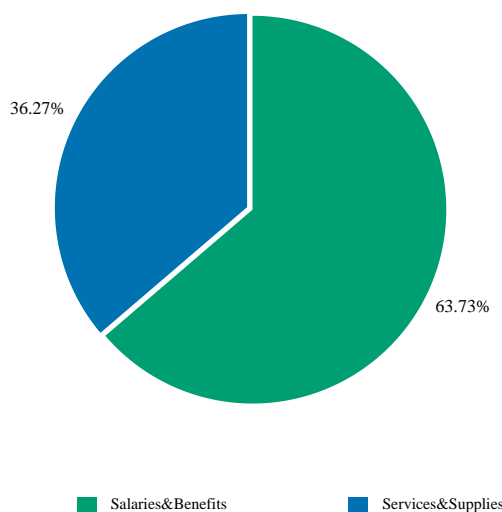
## Expenditure/Revenue History (in millions)



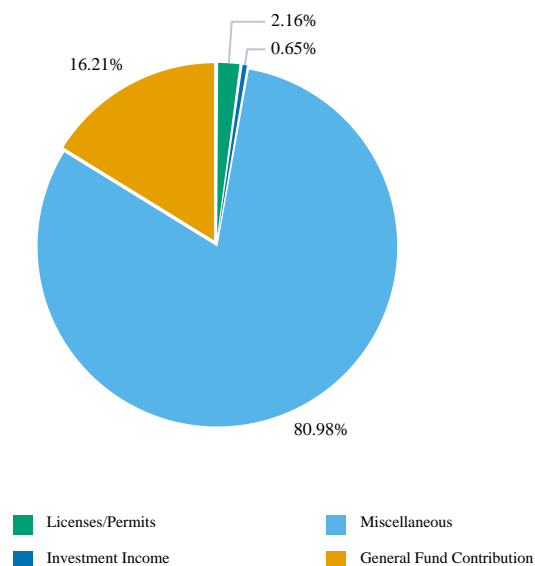
ITD supports county business through proven information and telecommunication technologies provided in a strategic, cost-effective, and efficient manner. ITD supports internal county operations, associated business activities, outside public agencies, residents, and visitors.

Key Performance Measures	2022-2023 Actual	2023-2024 Actual	2024-2025 Mid-Year
Percentage of surveyed customers that rate ITD services provided as satisfied or very satisfied. Target = 90%	97%	99%	98%
Total ITD spent as a percent of total County revenue. Target = 2%	2.53%	2.53%	2.35%
Percentage of Time network service was available. Target = 99.90%	99.69%	99.4%	98%
Percentage of advanced malware events contained within two business hours. Target = 100%	100%	100%	100%

## Use of Funds



## Source of Funds



## Use of Funds

Expenditures	Prior Year 2023-2024	Adopted Budget 2024-2025	CY Estimate 2024-2025	Requested Budget 2025-2026	Recommended Budget 2025-2026	Recommended Change from Adopted
Salaries and Employee Benefits	\$ 19,597,500	\$ 20,581,080	\$ 19,193,340	\$ 21,645,238	\$ 21,435,779	\$ 854,699
Services and Supplies	9,431,189	11,461,836	12,580,785	12,200,120	12,200,120	738,284
Other Charges	(26,458,495)	(28,723,117)	(30,050,520)	(10,496,250)	(10,496,250)	18,226,867
Capital Assets	2,548,348	1,700,000	1,793,087	1,740,000	-	(1,700,000)
<b>Subtotal</b>	<b>\$ 5,118,542</b>	<b>\$ 5,019,799</b>	<b>\$ 3,516,691</b>	<b>\$ 25,089,108</b>	<b>\$ 23,139,648</b>	<b>\$ 18,119,849</b>

## Source of Funds

Revenues	Prior Year 2023-2024	Adopted Budget 2024-2025	CY Estimate 2024-2025	Requested Budget 2025-2026	Recommended Budget 2025-2026	Recommended Change from Adopted
Licenses, Permits, and Franchises	\$ 832,906	\$ 300,000	\$ 300,000	\$ 500,000	\$ 500,000	\$ 200,000
Revenue from Use of Money & Property	53,297	150,000	150,000	150,000	150,000	0
Intergovernmental Revenues	-	600,000	600,000	-	-	(600,000)
Charges For Services	369,608	100,000	174,171	-	-	(100,000)
Miscellaneous Revenues	-	-	-	18,739,017	18,739,017	18,739,017
Other Financing Sources	-	1,100,000	1,100,000	-	-	(1,100,000)
<b>Subtotal</b>	<b>\$ 1,255,811</b>	<b>\$ 2,250,000</b>	<b>\$ 2,324,171</b>	<b>\$ 19,389,017</b>	<b>\$ 19,389,017</b>	<b>\$ 17,139,017</b>
Fund Balance	\$ 1,381,290	\$ 0	\$ 0	\$ 1,740,000	\$ -	\$ 0
General Fund Contributions	2,481,441	2,769,799	1,192,521	3,960,091	3,750,631	980,832
<b>Total Source of Funds</b>	<b>\$ 5,118,542</b>	<b>\$ 5,019,799</b>	<b>\$ 3,516,691</b>	<b>\$ 25,089,108</b>	<b>\$ 23,139,648</b>	<b>\$ 18,119,849</b>

## Summary of Recommendation

The Recommended Budget for ITD is \$23,139,648 in appropriations made up of \$33,635,899 in total Expenditures offset by \$10,496,250 in Interfund Reimbursements. Appropriations are financed by \$19,389,017 in revenues, \$18,639,017 of which are Cost Plan credits, and a General Fund Contribution (GFC) of \$3,750,631. The Recommended Budget reflects an increase in appropriations by \$18,119,849 from the FY 2024-25 Adopted Budget mainly due to the Cost Plan credit of \$18,639,017 now being reflected under Miscellaneous Revenue rather than as a credit

in Expenditures. No augmentations are being funded for ITD Capital Improvement Projects (CIP) in FY 2025-26.

The total operational expenditures budget of \$33,635,899 is an overall increase of \$1,592,983 from FY 2024-25. Salaries and Benefits increased \$854,699 mainly due to increases in salaries, pensions costs, and health insurance, and Services and Supplies increased \$738,284 primarily due to vendor increases. Anticipated combined Cost Plan credits and county departmental reimbursements of \$29,135,267 reflects an increase of \$412,150 over FY 2024-25 due to increases in service levels and rising vendor costs.

The capital asset expenditures budget for CIP projects reflects a decrease of \$1,700,000 over FY 2024-25 as none of the proposed projects were approved for funding.

External revenue of \$550,000 from services rendered is expected to remain status quo.

The FY 2025-26 Recommended Budget includes 110 positions, which reflects no change from FY 2024-25

---

## Budget Impacts

The Recommended Budget reflects an increase of \$980,832 in GFC.

---

## Prior Year Accomplishments

ITD continued to recruit and retain a diverse, talented workforce and foster a collaborative work environment with an emphasis on customer service and execution to support the mission of the County. ITD continued recruitment activity in FY 2024-25, efficiently filling five positions by the third quarter. In addition, ITD strengthened its recruitment efforts through partnerships with local high schools, colleges, and universities, providing students with hands-on exposure to IT careers via career fairs, presentations, and internships. By cultivating early interest in technology and offering real-world experience, ITD is building a sustainable talent pipeline. Additionally, ITD invested in leadership training and development to enhance employee growth and retention and support a highly skilled and future-ready workforce.

ITD worked collaboratively with stakeholders to implement cloud-based Oracle Fusion applications, completing the Enterprise Performance Management module and now progressing with the Enterprise Resource Planning and Human Capital Management modules; expanded communication channels such as Zoom Chat (an instant messaging feature within the Zoom Workplace app) and SMS (Short Message Service - text messages between mobile phones over a cellular network) to make it easier for customers to request IT services and enhance customer experience by providing self-help resources; partnered with offices and departments to ensure compliance with the County's Web Authoring Policy No. G-239 to promote accessibility and deliver an inclusive, user-friendly online experience for all residents; migrated top level website and email addresses to ".gov" to enhance security and to assure users that they are accessing an official state governmental resource; established an Artificial Intelligence (AI) workgroup and deployed AI-powered tools, including a ChatGPT (Generative Pre-Trained Transformer) -enabled bot (Bixby) on select departmental websites, the Zoom AI Companion for meeting summarization, and a proof of concept for Wordly, an AI-powered real-time translation platform, to enhance communication and streamline service delivery; upgraded Windows-based devices to Windows 11 operating system driving operational efficiency, empowering workforce, and enhancing security; implemented Mobile Device Management (MDM) to manage, monitor and secure mobile devices; automated workstation and dock patch management to drive operational efficiency; implemented OneDrive across county offices and departments to ensure secure and accessible storage of users' data from anywhere with internet connectivity, providing seamless access to the remote workforce; collaborating with offices and departments to develop standards and policies for records digitization and leverage SharePoint Document Management System for centralized document storage and enforcement of standards and policies; continued deployment of IT Service Management system to offices and departments to further automate incident management workflows; enhanced mapping and imagery services to include post disaster imagery to increase efficiency of emergency response services; and leveraged Azure Cloud Services to develop custom-built technical solutions for business process automation and data analytics.

With the approval of the NGEN Capital Fee Schedule and the five-year NGEN Capital Improvement Plan, ITD initiated the NGEN radio system core upgrade along with the Analog Overlay supplementary radio system upgrade, partially funded by a \$363,000 Homeland Security grant; also established key NGEN Board policies, including system access, system key management, and emergency responder radio communication system management; completed the construction of three new NGEN radio sites—Lobos Ridge, Piedras Blancas, and Glen Devon—enhancing communications for peninsular police departments, the County Sheriff's Office, and Monterey County Regional Fire; enhanced communication infrastructure by deploying the next-generation Zoom softphone solution to approximately 90% of county users; successfully migrated the RightFax system (centralized, server-based software application that provides secure faxing capabilities) to the cloud and completed enterprise-wide virtual components of VMware hardware and software upgrades; ITD introduced Wordly AI for real-time translation integrated with Board chamber broadcasting; implemented a cloud-based identity and access management service (Microsoft Entra P2) to strengthen Microsoft Office 365 system security; leveraging innovative technologies, deployed Starlink connectivity which offers internet access to remote sites including Lake Nacimiento Dam and Lodge, San Antonio Dam, and San Lorenzo Park where traditional internet infrastructure is limited or unavailable; established dedicated, redundant internet connections for county public safety agencies; upgraded the end-of-life network infrastructure at the County datacenter with Cisco Nexus Fabric, the interconnected network infrastructure; and replaced network equipment at County Library sites.

ITD completed the American Rescue Plan Act-funded broadband development project, expanding internet access to unserved and underserved areas of the County and introducing internet service to approximately 1,882 serviceable locations and households; and partnered with county offices and departments to promote reduced-rate internet service programs.

ITD made significant strides in securing the innovation, transformation and delivery of ITD products and cloud services. The department implemented conditional access policies to help safeguard county accounts, successfully migrated the Cybersecurity Awareness training to the cloud, and launched the 2025 enterprise-wide training course, now available in over 40 languages to better serve our diverse workforce. In addition, ITD expanded the phishing simulation program to include targeted exercises based on real-world attack scenarios.

---

## Budget Year Goals

In FY 2025-26, ITD aims to improve performance evaluation metrics with a quarterly goal of 100% completion and maintain hiring efficiency with an average quarterly goal of 90 days. ITD will continue to enhance and expand outreach efforts to recruit and retain a diverse, talented workforce. In addition, ITD will continue training and development programs to foster a collaborative work environment with an emphasis on customer service and execution to support the mission of the County.

ITD will work closely with stakeholders to complete the implementation of the cloud-based Oracle Fusion Enterprise Resource Planning and Human Capital Management modules, enhancing efficiency and delivering improved capabilities; leverage customer feedback and extend ServiceNow content capabilities to automate workflows, enable self-service, reduce resolution times, and enhance the service quality through process reengineering; partner with offices and departments to ensure compliance with accessibility standards and enhance user experience in alignment with Title II of the American with Disabilities Act and Title VI of the Civil Rights Act of 1964 requirements; expand the use of AI tools, including the ChatGPT-enabled bot (Bixby) on departmental websites for enhanced communication with constituents, Wordly for translation services, and evaluate emerging tools to further improve efficiency and expedite service delivery; increase the use of Mobile Device Management (MDM) to enhance the management, security, and



oversight of mobile devices across the County; implement Autopilot (technologies used to set up and pre-configure new devices) to automate the provisioning, configuring and securing of desktop devices for efficiency; work with offices and departments to migrate content from file servers to SharePoint, ensuring secure, accessible data storage for remote access; collaborate on establishing records digitization standards and utilize SharePoint for document storage and policy enforcement; enhance mapping and imagery services to include post disaster imagery to increase efficiency of emergency response services; begin development of a geospatial strategy to improve data maintenance workflows and enhance cross-department collaboration; and collaborate with departments to create customized technical solutions that drive business process automation and enhance data analytics capabilities.

ITD will complete the county-wide Zoom softphone development (turning computers into virtual phones and removing traditional desktop phones); finalize the design of the new NGEN core system upgrade; complete 60% of the NGEN Analog Overlay supplementary radio system upgrade; enhance end-to-end network segregation, reporting, and control by implementing distinct departmental network Internet Protocol (IP) spaces within the County Virtual Private Network (VPN) to improve performance and security; redesign the county-wide guest Wi-Fi (wireless fidelity) network to enhance performance and the user experience; continue the replacement of end-of-life network hardware, including over 200 wireless access points; and regularly maintain, patch, and update the enterprise virtual server and storage environment to ensure security, performance, and reliability while minimizing downtime and mitigating potential vulnerabilities.

Dependent on the Digital Equity Capacity Grant being awarded to Golden State Connect Authority on behalf of the County, ITD will collaborate with county service departments and community partners to

develop programs as sub-recipients of the grant funding. Similarly, if the Federal Funding Account Round 2 application is awarded to Golden State Connect Authority for the unincorporated regions of South County, ITD will provide support to advance the next steps in expanding broadband services. The department will continue advocating for broadband expansion within the County and work with providers to offer reduced-cost internet services to unserved and underserved residents.

ITD will continue strengthening the County’s security posture by focusing on five key areas: identify, protect, detect, respond, and recover. These core pillars will guide the County’s cybersecurity efforts and ensure the County’s digital assets are secured. In addition, ITD will develop smart practices aligned with the Center for Internet Security (CIS) and the National Institute of Standards and Technology (NIST) to secure and strengthen the overall cybersecurity posture.

ITD will enhance security awareness education efforts by introducing role-based information security training, roll out monthly educational newsletters to keep all staff informed about the types of cybersecurity events to be aware of, and launch quarterly phishing simulations to help strengthen the organization’s ability to recognize and respond to real-world threats. These initiatives are part of ITD’s ongoing commitment to building a strong security culture across the County.

---

**Pending Issues**

There are no pending issues.

---

**Policy Considerations**

There are no policy considerations

## Appropriation Expenditure Detail

Entity Description	Entity Code	Fund Code	Prior Year 2023-2024	Adopted Budget 2024-2025	CY Estimate 2024-2025	Requested Budget 2025-2026	Recommended Budget 2025-2026	Recommended Change from Adopted
<b>Information Technology Systems</b>	<b>INF100</b>	<b>1001</b>	<b>\$ 3,737,252</b>	<b>\$ 3,319,799</b>	<b>\$ 1,816,691</b>	<b>\$ 23,349,108</b>	<b>\$ 23,139,648</b>	<b>\$ 19,819,849</b>
Administration	193001	1001	2,400,926	2,889,811	2,689,726	2,562,922	2,562,922	(326,889)
Applications	193002	1001	4,347,838	6,163,191	5,624,851	7,533,313	7,533,313	1,370,122
Service Delivery Division	193003	1001	3,749,031	0	1,281,386	0	0	0
Enterprise Operations	193004	1001	215,563	0	48,461	0	0	0
Infrastructure	193005	1001	10,355,730	10,262,636	9,590,643	10,356,458	10,356,472	93,836
Security	193006	1001	1,224,591	1,139,054	866,480	1,393,329	1,183,855	44,801
Information Technology	193007	1001	(18,556,427)	(17,134,893)	(18,284,854)	1,503,087	1,503,087	18,637,980
<b>Information Technology Capital Projects</b>	<b>INF102</b>	<b>1930</b>	<b>1,381,290</b>	<b>1,700,000</b>	<b>1,700,000</b>	<b>1,740,000</b>	<b>0</b>	<b>(1,700,000)</b>
Information Technology Capital Projects	193015	1930	1,381,290	1,700,000	1,700,000	1,740,000	0	(1,700,000)
<b>Total</b>			<b>\$ 5,118,542</b>	<b>\$ 5,019,799</b>	<b>\$ 3,516,691</b>	<b>\$ 25,089,108</b>	<b>\$ 23,139,648</b>	<b>\$ 18,119,849</b>

## Adopted 2024-2025 to Recommended 2025-2026 Positions

Classification Code	Classification Label	Adopted Budget 2023-2024	Adopted Budget 2024-2025	Recommended Budget 2025-2026	Change
12C43	DEPUTY CHIEF INFORMATION OFFICER	2.00	2.00	2.00	0.00
12E18	CHIEF INFORMATION OFFICER	1.00	1.00	1.00	0.00
14B32	SENIOR PERSONNEL ANALYST	1.00	1.00	1.00	0.00
14C30	MANAGEMENT ANALYST II	2.00	2.00	2.00	0.00
14C31	MANAGEMENT ANALYST III	1.00	1.00	1.00	0.00
14H03	PERSONNEL TECHNICIAN-CONFIDENTIAL	1.00	1.00	1.00	0.00
14K52	CHIEF SECURITY OFFICER	1.00	1.00	1.00	0.00
14P20	INFORMATION TECHNOLOGY ARCHITECT	3.00	3.00	3.00	0.00
16C43	SOFTWARE ENGINEER I	1.00	1.00	1.00	0.00
16C44	SOFTWARE ENGINEER II	6.00	6.00	6.00	0.00
16C45	SOFTWARE ENGINEER III	17.00	17.00	17.00	0.00
16C54	INFORMATION TECHNOLOGY SYSTEMS ANALYST II	8.00	9.00	9.00	0.00
16C55	INFORMATION TECHNOLOGY SYSTEMS ANALYST III	19.00	19.00	19.00	0.00
16E25	INFORMATION TECHNOLOGY SECURITY ENGINEER III	2.00	2.00	2.00	0.00
16G24	GIS ANALYST II	1.00	1.00	1.00	0.00
16G25	GIS ANALYST III	2.00	2.00	2.00	0.00
20B11	ACCOUNTANT II	1.00	1.00	1.00	0.00
20B93	FINANCE MANAGER II	1.00	1.00	1.00	0.00
41N24	NETWORK SERVICES ENGINEER II	5.00	6.00	6.00	0.00
41N25	NETWORK SERVICES ENGINEER III	4.00	4.00	4.00	0.00
43A21	ENGINEERING AIDE II	1.00	1.00	1.00	0.00
43G01	INFORMATION TECHNOLOGY MANAGER	9.00	9.00	9.00	0.00
43G03	INFORMATION TECHNOLOGY PROJECT MANAGER II	3.00	3.00	3.00	0.00
43G04	INFORMATION TECHNOLOGY PROJECT MANAGER III	3.00	3.00	3.00	0.00
43L41	RADIO COMMUNICATIONS ENGINEER	2.00	2.00	2.00	0.00

## Adopted 2024-2025 to Recommended 2025-2026 Positions

Classification Code	Classification Label	Adopted Budget 2023-2024	Adopted Budget 2024-2025	Recommended Budget 2025-2026	Change
43M35	INFORMATION TECHNOLOGY SUPPORT SPECIALIST	6.00	4.00	4.00	0.00
70F80	SENIOR STOREKEEPER	1.00	1.00	1.00	0.00
80A99	ADMINISTRATIVE SECRETARY-CONFIDENTIAL	1.00	1.00	1.00	0.00
80E80	PRINCIPAL OFFICE ASSISTANT	2.00	2.00	2.00	0.00
80J30	ACCOUNTING TECHNICIAN	3.00	3.00	3.00	0.00
<b>Total</b>		<b>110.00</b>	<b>110.00</b>	<b>110.00</b>	<b>0.00</b>

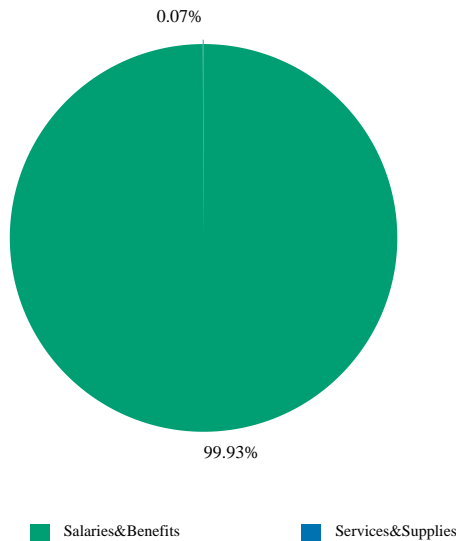
## Augmentation Requests

Request Code	Request Name	Ranking Type Name	Requested Amount	Requested FTE	Recommended Budget	Recommended FTE
193006-1001-AUG001	Addl Security Engineer II	Request New Position	209,474	1.00	-	-
193015-1930-AUG002	Data Ctr End Of Life	Capital Improvements	-	-	-	-
193015-1930-AUG003	Radio Site Standardization	Capital Improvements	-	-	-	-
193015-1930-AUG004	Zoom Softphones	Capital Improvements	-	-	-	-
193015-1930-AUG005	Network End of Life	Capital Improvements	-	-	-	-
<b>Grand Total:</b>			<b>209,474</b>	<b>1.00</b>	<b>-</b>	<b>-</b>

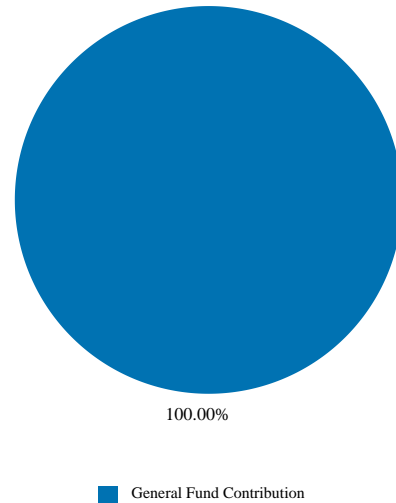
# Administration

(Budget Unit 193001 - Fund 1001 - Appropriation Unit INF100)

## Use of Funds



## Source of Funds



## Use of Funds

Expenditures	Prior Year 2023-2024	Adopted Budget 2024-2025	CY Estimate 2024-2025	Requested Budget 2025-2026	Recommended Budget 2025-2026	Recommended Change from Adopted
Salaries and Employee Benefits	\$ 2,743,386	\$ 2,889,811	\$ 2,794,701	\$ 3,185,842	\$ 3,185,842	\$ 296,031
Services and Supplies	21,234	0	7,484	2,079	2,079	2,079
Other Charges	(363,694)	0	(112,459)	(625,000)	(625,000)	(625,000)
<b>Subtotal</b>	<b>\$ 2,400,926</b>	<b>\$ 2,889,811</b>	<b>\$ 2,689,726</b>	<b>\$ 2,562,922</b>	<b>\$ 2,562,922</b>	<b>\$ (326,889)</b>

## Source of Funds

Revenues	Prior Year 2023-2024	Adopted Budget 2024-2025	CY Estimate 2024-2025	Requested Budget 2025-2026	Recommended Budget 2025-2026	Recommended Change from Adopted
<b>Subtotal</b>	<b>\$ -</b>	<b>\$ -</b>	<b>\$ -</b>	<b>\$ -</b>	<b>\$ -</b>	<b>-</b>
General Fund Contributions	2,400,926	2,889,811	2,689,726	2,562,922	2,562,922	(326,889)
<b>Total Source of Funds</b>	<b>\$ 2,400,926</b>	<b>\$ 2,889,811</b>	<b>\$ 2,689,726</b>	<b>\$ 2,562,922</b>	<b>\$ 2,562,922</b>	<b>\$ (326,889)</b>

## Unit Description

The ITD - Administration Division is comprised of Fiscal, Human Resources Management, Project Management and Contracts Management.

Fiscal is responsible for overseeing department finances, which include budget preparation, tracking actual transactions, and financial forecasting as it relates to both internal department and customer charges. Capital infrastructure needs and asset tracking are also covered in this division.

The County's Human Resources (HR) Department partners and collaborates with ITD management to provide diverse talent management and recruitment services, staff development and retention, and other HR support services such as benefit coordination.

ITD - Project Management provides project and portfolio management for large scale, multi-disciplined IT infrastructure and application projects. The Project Management Office (PMO) guides projects through the complete project management lifecycle utilizing best practices, and developing tools and processes to foster consistent, repeatable, and measurable project outcomes.

ITD - Contracts Management is responsible for processing contracts and agreements, managing fleet and facilities, and overseeing cable and franchise programs.

---

## Recommended FY 2025-2026 Positions

Classification Code	Classification Label	FTE
14B32	SENIOR PERSONNEL ANALYST	1.00
14C30	MANAGEMENT ANALYST II	2.00
14C31	MANAGEMENT ANALYST III	1.00
14H03	PERSONNEL TECHNICIAN- CONFIDENTIAL	1.00
20B11	ACCOUNTANT II	1.00
20B93	FINANCE MANAGER II	1.00
43G03	INFORMATION TECHNOLOGY PROJECT MANAGER II	3.00
43G04	INFORMATION TECHNOLOGY PROJECT MANAGER III	3.00
80J30	ACCOUNTING TECHNICIAN	3.00
Total		16.00

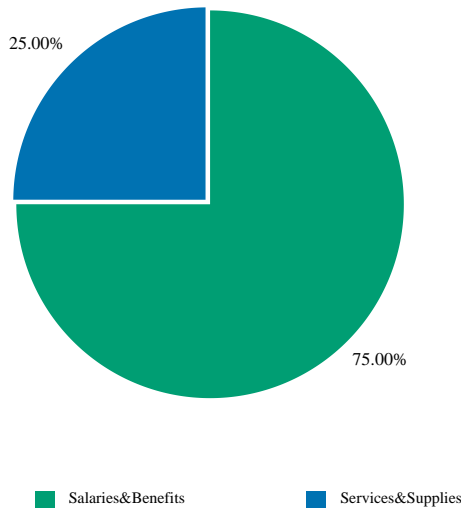
---

---

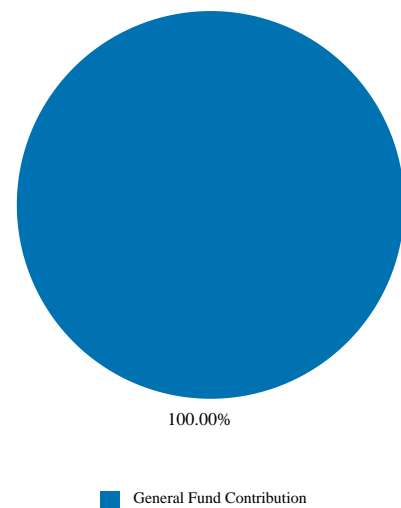
# Applications

(Budget Unit 193002 - Fund 1001 - Appropriation Unit INF100)

## Use of Funds



## Source of Funds



## Use of Funds

Expenditures	Prior Year 2023-2024	Adopted Budget 2024-2025	CY Estimate 2024-2025	Requested Budget 2025-2026	Recommended Budget 2025-2026	Recommended Change from Adopted
Salaries and Employee Benefits	\$ 6,521,288	\$ 9,359,977	\$ 7,597,186	\$ 10,459,238	\$ 10,459,238	\$ 1,099,261
Services and Supplies	919,137	3,131,664	4,439,936	3,485,739	3,485,739	354,075
Other Charges	(3,092,586)	(6,328,450)	(6,437,272)	(6,411,664)	(6,411,664)	(83,214)
Capital Assets	0	0	25,000	-	-	0
<b>Subtotal</b>	<b>\$ 4,347,838</b>	<b>\$ 6,163,191</b>	<b>\$ 5,624,851</b>	<b>\$ 7,533,313</b>	<b>\$ 7,533,313</b>	<b>\$ 1,370,122</b>

## Source of Funds

Revenues	Prior Year 2023-2024	Adopted Budget 2024-2025	CY Estimate 2024-2025	Requested Budget 2025-2026	Recommended Budget 2025-2026	Recommended Change from Adopted
Charges For Services	\$ 21,455	\$ 0	\$ 4,090	\$ -	\$ -	\$ 0
<b>Subtotal</b>	<b>\$ 21,455</b>	<b>\$ 0</b>	<b>\$ 4,090</b>	<b>\$ -</b>	<b>\$ -</b>	<b>\$ 0</b>
General Fund Contributions	4,326,384	6,163,191	5,620,760	7,533,313	7,533,313	1,370,122
<b>Total Source of Funds</b>	<b>\$ 4,347,838</b>	<b>\$ 6,163,191</b>	<b>\$ 5,624,851</b>	<b>\$ 7,533,313</b>	<b>\$ 7,533,313</b>	<b>\$ 1,370,122</b>

## Unit Description

The Applications and Customer Support Division includes Enterprise Applications, Web Services, Geographical Information System (GIS) Services, and Customer and Department Applications Support.

Enterprise Applications provides database administration, software programming, systems consulting, project management, and application administration support for enterprise applications for collaboration, document and records management, data integration warehousing and management, business intelligence and analysis, and interdepartmental billing and reporting of ITD services.

Web Services provides development and maintenance of the County's internal and external website including individual office department sites, County of Monterey Recommended Budget FY 2025-26

as well as graphic services, consulting, and training services on the tools and techniques for content management, website quality assurance, and web analytics and reporting.

GIS Services provides analytical services, develops, and maintains the County's Geo Database, including additional layers of specific GIS data and map development for internal and external customers.

Department Applications Support provides database administration, software programming, systems consulting, project management, and application administration support services for applications specific to individual county offices and departments.

Customer Support offers a portfolio of IT services, including desktop management, service desk, and procurement services. These

complementary services provide fundamental IT capabilities vital to customers.

IT Service Desk serves as a single point of contact for requesting IT services, technical support, and the dissemination of information on the status of IT systems availability.

Desktop Management provides Personal Computer (PC) lifecycle management including the planning, acquisition, installation, support, maintenance, and replacement of PC-based hardware and software.

IT Procurement is responsible for logistical support and sourcing for IT-related goods and services to county agencies and operating the County’s central IT Warehouse facility. In addition, this group oversees the functionality of IT facilities, including backup generators, Heating, Ventilation, and Air Conditioning (HVAC), and (Uninterruptible Power Supply (UPS) systems, which provide backup power to critical equipment during power outages or surges.

Recommended FY 2025-2026 Positions		
Classification Code	Classification Label	FTE
12C43	DEPUTY CHIEF INFORMATION OFFICER	1.00
14P20	INFORMATION TECHNOLOGY ARCHITECT	1.00
16C43	SOFTWARE ENGINEER I	1.00
16C44	SOFTWARE ENGINEER II	6.00
16C45	SOFTWARE ENGINEER III	17.00
16C54	INFORMATION TECHNOLOGY SYSTEMS ANALYST II	8.00
16C55	INFORMATION TECHNOLOGY SYSTEMS ANALYST III	8.00
16G24	GIS ANALYST II	1.00
16G25	GIS ANALYST III	2.00
43G01	INFORMATION TECHNOLOGY MANAGER	5.00
43M35	INFORMATION TECHNOLOGY SUPPORT SPECIALIST	1.00
70F80	SENIOR STOREKEEPER	1.00
Total		52.00

# Service Delivery Division

(Budget Unit 193003 - Fund 1001 - Appropriation Unit INF100)

## Use of Funds

No data to display

## Source of Funds

No data to display

## Use of Funds

Expenditures	Prior Year 2023-2024	Adopted Budget 2024-2025	CY Estimate 2024-2025	Requested Budget 2025-2026	Recommended Budget 2025-2026	Recommended Change from Adopted
Salaries and Employee Benefits	\$ 3,702,547	\$ 0	\$ 1,217,023	\$ -	\$ -	\$ 0
Services and Supplies	46,484	0	49,517	-	-	0
Other Charges	0	0	14,845	-	-	0
<b>Subtotal</b>	<b>\$ 3,749,031</b>	<b>\$ 0</b>	<b>\$ 1,281,386</b>	<b>\$ -</b>	<b>\$ -</b>	<b>\$ 0</b>

## Source of Funds

Revenues	Prior Year 2023-2024	Adopted Budget 2024-2025	CY Estimate 2024-2025	Requested Budget 2025-2026	Recommended Budget 2025-2026	Recommended Change from Adopted
<b>Subtotal</b>	<b>\$ -</b>	<b>\$ -</b>	<b>\$ -</b>	<b>\$ -</b>	<b>\$ -</b>	<b>\$ -</b>
General Fund Contributions	3,749,031	0	1,281,386	-	-	0
<b>Total Source of Funds</b>	<b>\$ 3,749,031</b>	<b>\$ 0</b>	<b>\$ 1,281,386</b>	<b>\$ -</b>	<b>\$ -</b>	<b>\$ 0</b>

## Unit Description

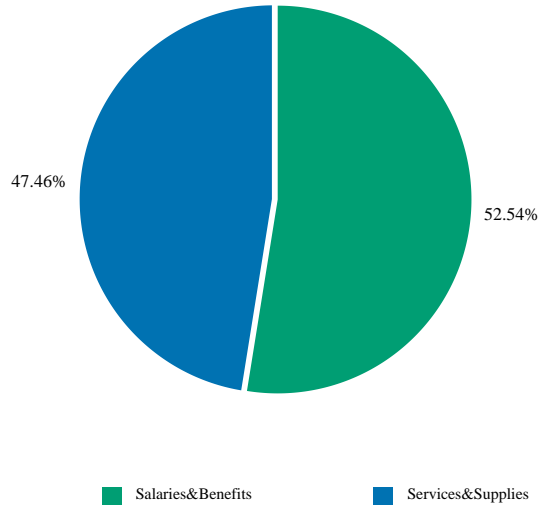
ITD has discontinued use of this unit. Staff and duties have been split between Units 193002 and 193005.



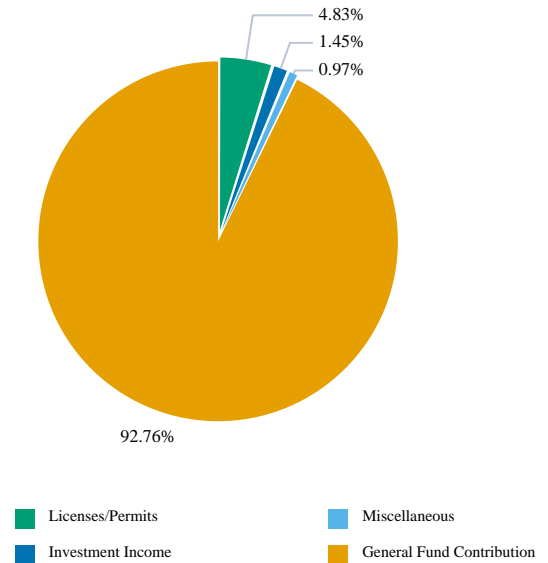
# Infrastructure

(Budget Unit 193005 - Fund 1001 - Appropriation Unit INF100)

## Use of Funds



## Source of Funds



## Use of Funds

Expenditures	Prior Year 2023-2024	Adopted Budget 2024-2025	CY Estimate 2024-2025	Requested Budget 2025-2026	Recommended Budget 2025-2026	Recommended Change from Adopted
Salaries and Employee Benefits	\$ 4,854,462	\$ 6,423,991	\$ 5,853,037	\$ 7,259,215	\$ 7,259,230	\$ 835,239
Services and Supplies	6,948,261	5,877,752	6,754,655	6,558,306	6,558,306	680,554
Other Charges	(2,561,978)	(2,039,107)	(3,085,136)	(3,461,064)	(3,461,064)	(1,421,957)
Capital Assets	1,114,985	0	68,087	-	-	0
<b>Subtotal</b>	<b>\$ 10,355,730</b>	<b>\$ 10,262,636</b>	<b>\$ 9,590,643</b>	<b>\$ 10,356,458</b>	<b>\$ 10,356,472</b>	<b>\$ 93,836</b>

## Source of Funds

Revenues	Prior Year 2023-2024	Adopted Budget 2024-2025	CY Estimate 2024-2025	Requested Budget 2025-2026	Recommended Budget 2025-2026	Recommended Change from Adopted
Licenses, Permits, and Franchises	\$ 832,906	\$ 300,000	\$ 300,000	\$ 500,000	\$ 500,000	\$ 200,000
Revenue from Use of Money & Property	53,297	150,000	150,000	150,000	150,000	0
Charges For Services	606,628	100,000	170,081	-	-	(100,000)
Miscellaneous Revenues	-	-	-	100,000	100,000	100,000
<b>Subtotal</b>	<b>\$ 1,492,831</b>	<b>\$ 550,000</b>	<b>\$ 620,081</b>	<b>\$ 750,000</b>	<b>\$ 750,000</b>	<b>\$ 200,000</b>
General Fund Contributions	8,862,899	9,712,636	8,970,562	9,606,458	9,606,472	(106,164)
<b>Total Source of Funds</b>	<b>\$ 10,355,730</b>	<b>\$ 10,262,636</b>	<b>\$ 9,590,643</b>	<b>\$ 10,356,458</b>	<b>\$ 10,356,472</b>	<b>\$ 93,836</b>

## Unit Description

The Infrastructure and Operations Division is comprised of Network Services, Systems and Operations, Unified Communication and Collaboration and Radio Communications. This division provides critical technology capabilities essential for the County's business needs, which include network, voice, video, data center, public safety radio, and microwave services.

Network Services is responsible for building and supporting a secure, reliable, and scalable local and wide-area network. It offers an IP (Internet Protocol) converged platform to support existing and emerging technologies.

Unified Communication and Collaboration provides voice and video collaboration services and support for County Board of Supervisors meetings and broadcasting services.

Systems and Operations supports and maintains the County’s on-premises and cloud-based data centers and systems, including servers, storage, data backup and restore, and critical systems support.

Radio Communications provides end-to-end radio services, radio tower and site management, and microwave backhaul services, focusing on serving regional public safety agencies.

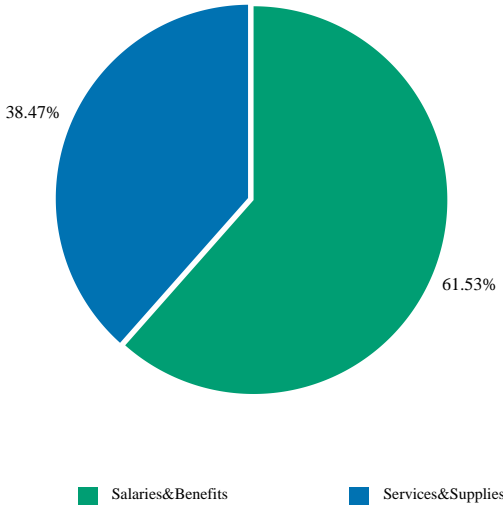
**Recommended FY 2025-2026 Positions**

Classification Code	Classification Label	FTE
12C43	DEPUTY CHIEF INFORMATION OFFICER	1.00
14P20	INFORMATION TECHNOLOGY ARCHITECT	2.00
16C54	INFORMATION TECHNOLOGY SYSTEMS ANALYST II	1.00
16C55	INFORMATION TECHNOLOGY SYSTEMS ANALYST III	11.00
41N24	NETWORK SERVICES ENGINEER II	6.00
41N25	NETWORK SERVICES ENGINEER III	4.00
43A21	ENGINEERING AIDE II	1.00
43G01	INFORMATION TECHNOLOGY MANAGER	4.00
43L41	RADIO COMMUNICATIONS ENGINEER	2.00
43M35	INFORMATION TECHNOLOGY SUPPORT SPECIALIST	3.00
Total		35.00

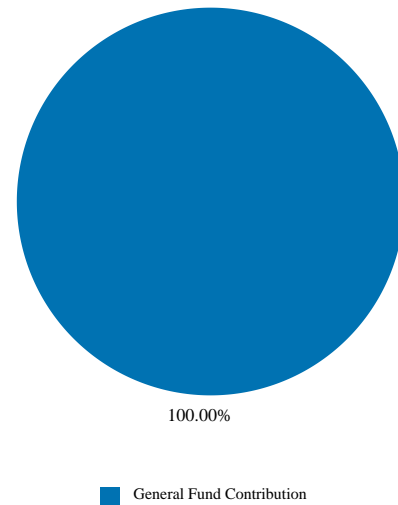
# Security

(Budget Unit 193006 - Fund 1001 - Appropriation Unit INF100)

## Use of Funds



## Source of Funds



## Use of Funds

Expenditures	Prior Year 2023-2024	Adopted Budget 2024-2025	CY Estimate 2024-2025	Requested Budget 2025-2026	Recommended Budget 2025-2026	Recommended Change from Adopted
Salaries and Employee Benefits	\$ 714,965	\$ 710,148	\$ 680,773	\$ 937,852	\$ 728,378	\$ 18,230
Services and Supplies	171,694	428,906	185,706	455,477	455,477	26,571
Other Charges	285,981	-	-	-	-	-
Capital Assets	51,951	-	-	-	-	-
<b>Subtotal</b>	<b>\$ 1,224,591</b>	<b>\$ 1,139,054</b>	<b>\$ 866,480</b>	<b>\$ 1,393,329</b>	<b>\$ 1,183,855</b>	<b>\$ 44,801</b>

## Source of Funds

Revenues	Prior Year 2023-2024	Adopted Budget 2024-2025	CY Estimate 2024-2025	Requested Budget 2025-2026	Recommended Budget 2025-2026	Recommended Change from Adopted
Charges For Services	\$ 1,840	\$ -	\$ -	\$ -	\$ -	\$ -
<b>Subtotal</b>	<b>\$ 1,840</b>	<b>\$ -</b>	<b>\$ -</b>	<b>\$ -</b>	<b>\$ -</b>	<b>\$ -</b>
General Fund Contributions	1,222,751	1,139,054	866,480	1,393,329	1,183,855	44,801
<b>Total Source of Funds</b>	<b>\$ 1,224,591</b>	<b>\$ 1,139,054</b>	<b>\$ 866,480</b>	<b>\$ 1,393,329</b>	<b>\$ 1,183,855</b>	<b>\$ 44,801</b>

## Unit Description

Information Security assists county businesses with assuring the availability of their information by guiding county businesses in how to manage the security risks to their information assets properly, actively monitoring for compromise, and leading the effective business recovery of information assets that have been compromised.

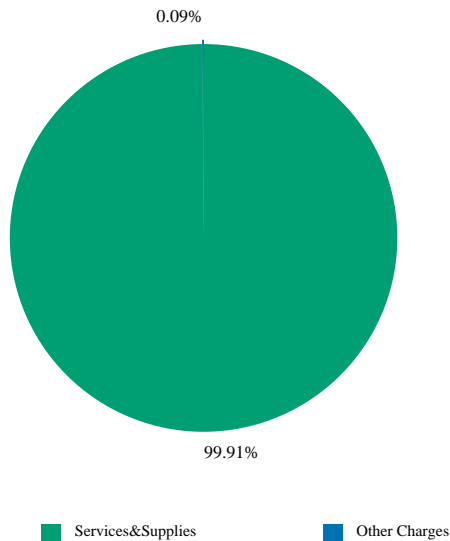
## Recommended FY 2025-2026 Positions

Classification Code	Classification Label	FTE
14K52	CHIEF SECURITY OFFICER	1.00
16E25	INFORMATION TECHNOLOGY SECURITY ENGINEER III	2.00
<b>Total</b>		<b>3.00</b>

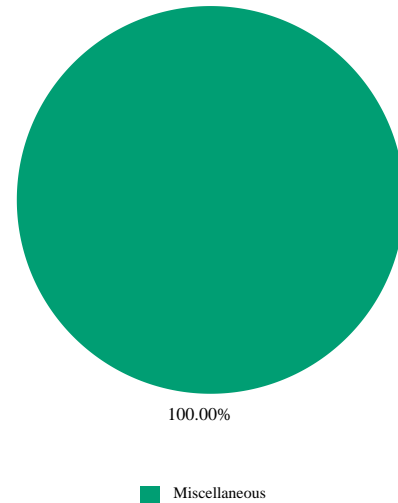
# Information Technology

(Budget Unit 193007 - Fund 1001 - Appropriation Unit INF100)

## Use of Funds



## Source of Funds



## Use of Funds

Expenditures	Prior Year 2023-2024	Adopted Budget 2024-2025	CY Estimate 2024-2025	Requested Budget 2025-2026	Recommended Budget 2025-2026	Recommended Change from Adopted
Salaries and Employee Benefits	\$ 1,056,869	\$ 1,197,153	\$ 1,049,991	\$ (196,910)	\$ (196,910)	\$ (1,394,063)
Services and Supplies	869,558	2,023,514	1,095,653	1,698,519	1,698,519	(324,995)
Other Charges	(20,482,854)	(20,355,560)	(20,430,499)	1,478	1,478	20,357,038
<b>Subtotal</b>	<b>\$ (18,556,427)</b>	<b>\$ (17,134,893)</b>	<b>\$ (18,284,854)</b>	<b>\$ 1,503,087</b>	<b>\$ 1,503,087</b>	<b>\$ 18,637,980</b>

## Source of Funds

Revenues	Prior Year 2023-2024	Adopted Budget 2024-2025	CY Estimate 2024-2025	Requested Budget 2025-2026	Recommended Budget 2025-2026	Recommended Change from Adopted
Charges For Services	\$ (260,315)	\$ 0	\$ 0	\$ -	\$ -	0
Miscellaneous Revenues	-	-	-	18,639,017	18,639,017	18,639,017
<b>Subtotal</b>	<b>\$ (260,315)</b>	<b>\$ 0</b>	<b>\$ 0</b>	<b>\$ 18,639,017</b>	<b>\$ 18,639,017</b>	<b>\$ 18,639,017</b>
General Fund Contributions	(18,296,112)	(17,134,893)	(18,284,854)	(17,135,930)	(17,135,930)	(1,037)
<b>Total Source of Funds</b>	<b>\$ (18,556,427)</b>	<b>\$ (17,134,893)</b>	<b>\$ (18,284,854)</b>	<b>\$ 1,503,087</b>	<b>\$ 1,503,087</b>	<b>\$ 18,637,980</b>

## Unit Description

The IT Unit is in place to account for costs not directly related to any of the other specific Organizational Units. Executive management costs are captured here, as well as certain facility expenses.

## Recommended FY 2025-2026 Positions

Classification Code	Classification Label	FTE
12E18	CHIEF INFORMATION OFFICER	1.00
80A99	ADMINISTRATIVE SECRETARY- CONFIDENTIAL	1.00
80E80	PRINCIPAL OFFICE ASSISTANT	2.00
Total		4.00

# Information Technology Capital Projects

(Budget Unit 193015 - Fund 1930 - Appropriation Unit INF102)

Use of Funds	Source of Funds
No data to display	No data to display

Use of Funds						
Expenditures	Prior Year 2023-2024	Adopted Budget 2024-2025	CY Estimate 2024-2025	Requested Budget 2025-2026	Recommended Budget 2025-2026	Recommended Change from Adopted
Services and Supplies	\$ 243,242	\$ 0	\$ 0	\$ -	\$ -	\$ 0
Other Charges	(243,364)	-	-	-	-	-
Capital Assets	1,381,412	1,700,000	1,700,000	1,740,000	-	(1,700,000)
<b>Subtotal</b>	<b>\$ 1,381,290</b>	<b>\$ 1,700,000</b>	<b>\$ 1,700,000</b>	<b>\$ 1,740,000</b>	<b>\$ -</b>	<b>\$ (1,700,000)</b>
Source of Funds						
Revenues	Prior Year 2023-2024	Adopted Budget 2024-2025	CY Estimate 2024-2025	Requested Budget 2025-2026	Recommended Budget 2025-2026	Recommended Change from Adopted
Intergovernmental Revenues	\$ -	\$ 600,000	\$ 600,000	\$ -	\$ -	\$ (600,000)
Other Financing Sources	-	1,100,000	1,100,000	-	-	(1,100,000)
<b>Subtotal</b>	<b>\$ -</b>	<b>\$ 1,700,000</b>	<b>\$ 1,700,000</b>	<b>\$ -</b>	<b>\$ -</b>	<b>\$ (1,700,000)</b>
Fund Balance	\$ 1,381,290	\$ 0	\$ 0	\$ 1,740,000	\$ -	\$ 0
<b>Total Source of Funds</b>	<b>\$ 1,381,290</b>	<b>\$ 1,700,000</b>	<b>\$ 1,700,000</b>	<b>\$ 1,740,000</b>	<b>\$ -</b>	<b>\$ (1,700,000)</b>

**Unit Description**

The ITD Capital Projects Unit was created in FY 2023-24 to track and manage ITD Capital Improvement Program (CIP) projects funded by the ITD Assignment Fund.



This page intentionally left blank.

---

# District Attorney

---

## Departmental Overview:

The District Attorney's Office is an elected office with mandated duties performed under legal authority outlined in Government Code Section 26500. The Office of the District Attorney (DA) consists of attorneys, investigators, legal support staff and victim advocates. The main office is in Salinas, adjacent to the Superior Courts, with branch offices in Monterey and King City.

## Programs and Functions:

### FAMILY JUSTICE CENTER

The DA's Office launched the very first Family Justice Center (FJC) in the County, Holding on to Hope, which opened on April 1, 2024 in King City. The mission of a FJC is to provide one place for victims of domestic violence, sexual assault, child abuse, elder abuse, and human trafficking to receive services from both non-profit and governmental agencies to break generational violence. FJCs co-locate, coordinate, and integrate services so that survivors and their children travel to fewer places and tell their stories fewer times. South Monterey County historically had less access to these essential services previously available in Salinas.

### TRUANCY ABATEMENT PROGRAM (TAP)

The program has led to a notable rise in individual mediation hearings at school sites due to a steady increase in truancy referrals. Early intervention and heightened collaboration between TAP, schools, and families have yielded positive outcomes, with most students improving their regular attendance with an appropriate school program, as well as an increase in the high school graduation rate compared to the statewide rate.

## Office's Contributions to the County's Prior Strategic Initiatives:

### ADMINISTRATION


DA is financially efficient with a unit cost per case almost half the state average.

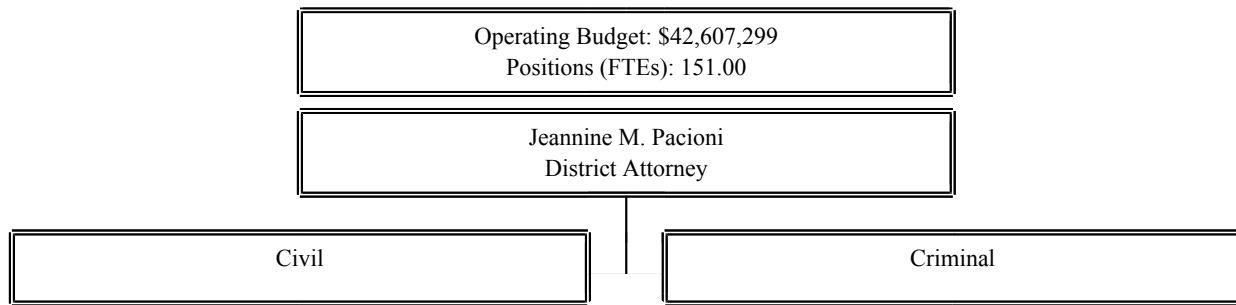
### HEALTH AND HUMAN SERVICES

DA ensures the highest quality of life in the County through environmental law enforcement.

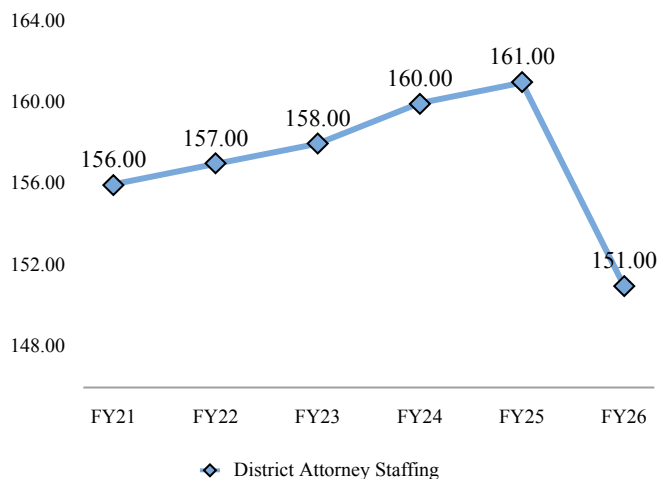
### PUBLIC SAFETY

DA promotes justice, ensuring that the rights of victims are upheld by treating them with dignity, respect and compassion. The Office aggressively and fairly prosecutes those who violate the law.

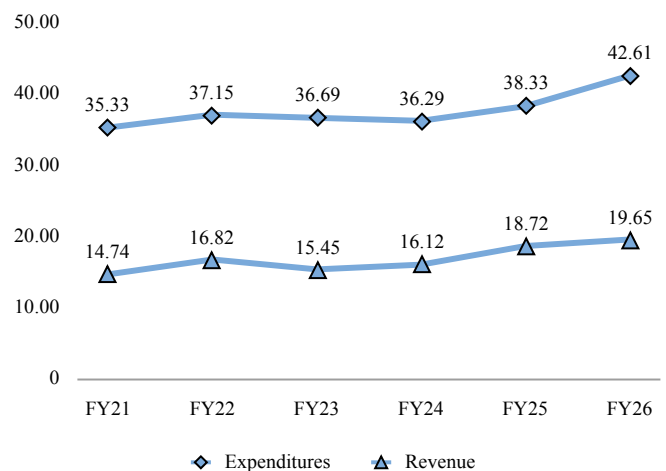




## Staffing Trends



## Expenditure/Revenue History (in millions)

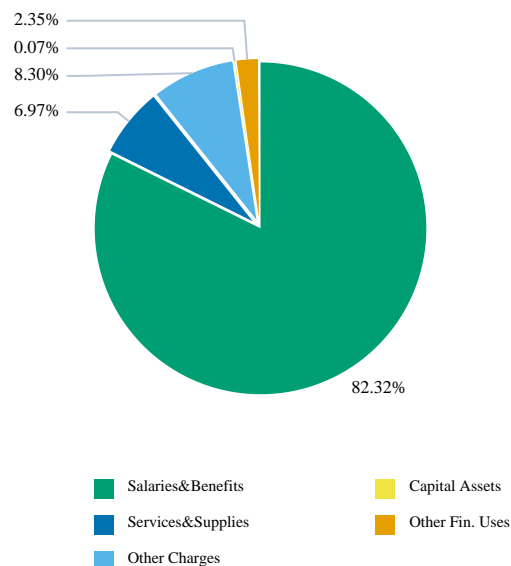


Improved drop-out rates demonstrate improvements in case management. Some schools use a Grade Point Average of 1.0 to graduate, the state uses 2.0. GFC, as compared to cases filed, demonstrates efficiency compared to other DA's Offices.

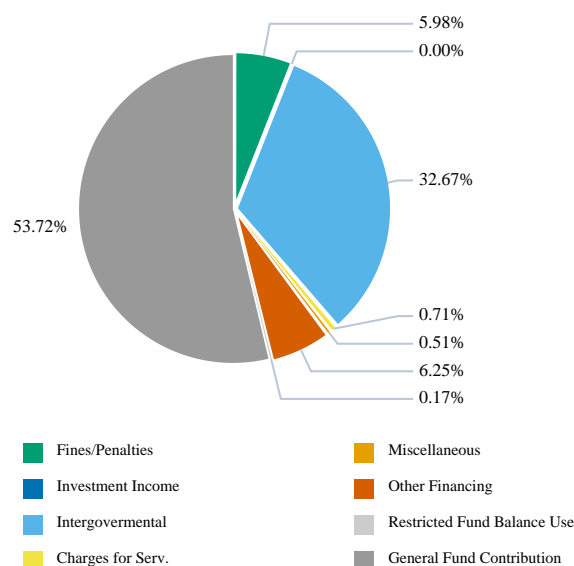
Key Performance Measures	2022-2023 Actual	2023-2024 Actual	2024-2025 Mid-Year
Truancy: Number of Active Cases Monitored	9,547	9,254	10,016
Truancy: Monterey County Graduation Rate	90.4%	88.7%	NA
Truancy: California Graduation Rate	88.7%	88.4%	NA
Efficiency: District Attorney net county cost per case filed with courts	NA	NA	NA
Efficiency: California Counties (Other DAs) net county cost per case with courts	NA	NA	NA



## Use of Funds



## Source of Funds



## Use of Funds

Expenditures	Prior Year 2023-2024	Adopted Budget 2024-2025	CY Estimate 2024-2025	Requested Budget 2025-2026	Recommended Budget 2025-2026	Recommended Change from Adopted
Salaries and Employee Benefits	\$ 27,876,016	\$ 30,888,500	\$ 29,046,928	\$ 36,886,643	\$ 35,074,692	\$ 4,186,192
Services and Supplies	3,819,435	3,226,427	3,110,058	2,967,760	2,967,760	(258,667)
Other Charges	3,870,643	3,080,573	3,059,699	3,534,847	3,534,847	454,274
Capital Assets	49,785	35,500	33,250	30,000	30,000	(5,500)
Other Financing Uses	671,735	1,100,000	-	1,000,000	1,000,000	(100,000)
<b>Subtotal</b>	<b>\$ 36,287,614</b>	<b>\$ 38,331,000</b>	<b>\$ 35,249,935</b>	<b>\$ 44,419,250</b>	<b>\$ 42,607,299</b>	<b>\$ 4,276,299</b>

## Source of Funds

Revenues	Prior Year 2023-2024	Adopted Budget 2024-2025	CY Estimate 2024-2025	Requested Budget 2025-2026	Recommended Budget 2025-2026	Recommended Change from Adopted
Fines	\$ 2,298,844	\$ 2,438,657	\$ 2,145,224	\$ 2,549,391	\$ 2,549,391	\$ 110,734
Revenue from Use of Money & Property	20,562	160	101	100	100	(60)
Intergovernmental Revenues	11,427,741	14,017,925	13,160,249	13,921,141	13,921,141	(96,784)
Charges For Services	302,985	296,302	694,293	301,326	301,326	5,024
Miscellaneous Revenues	286,009	81,600	88,916	215,257	215,257	133,657
Other Financing Sources	1,788,694	1,884,410	2,139,441	2,660,941	2,660,941	776,531
<b>Subtotal</b>	<b>\$ 16,124,835</b>	<b>\$ 18,719,054</b>	<b>\$ 18,228,225</b>	<b>\$ 19,648,156</b>	<b>\$ 19,648,156</b>	<b>\$ 929,102</b>
Fund Balance	\$ (12,818)	\$ 0	\$ (177,303)	\$ 0	\$ 0	\$ 0
GF - Restricted Fund Balance Use	-	-	-	70,740	70,740	70,740
General Fund Contributions	20,175,597	19,611,946	17,199,014	24,700,354	22,888,403	3,276,457
<b>Total Source of Funds</b>	<b>\$ 36,287,614</b>	<b>\$ 38,331,000</b>	<b>\$ 35,249,935</b>	<b>\$ 44,419,250</b>	<b>\$ 42,607,299</b>	<b>\$ 4,276,299</b>

## Summary of Recommendation

The Recommended Budget for the DA is \$42,607,299 financed by \$19,648,156 in revenue, a general fund contribution (GFC) of \$22,888,403 and \$70,740 in departmental restricted revenues. The Recommended Budget reflects significant base wage increases for attorneys and 4% cost-of-living increases for other bargaining groups, compounded by higher benefit, pension, and insurance costs.

The Recommended Budget includes augmentations to restore 13 filled positions that the Office did not have the resources to maintain, as well as two new investigators funded by the state, for a total of 151 full-time equivalent positions.

---

## Budget Impacts

The Recommended Budget does not fund 13 vacant positions within the DA's Office: 5 criminal attorneys; 4 civil attorneys; 2 Victim Advocates; and 2 Legal Secretaries. Due to the large salary increases in the current fiscal year, without commensurate increases in appropriations, the Office has insufficient resources to maintain existing staff levels.

---

## Prior Year Accomplishments

The Criminal Unit prosecuted many complex, high-profile cases during the year, including murder, gang crimes, and sexual assaults.

The DA's Office created a Cold Case Homicide Unit in June 2020 through a \$535,000 federal grant, resulting in prosecution of multiple cases, solving several others, and identifying ten unknown individuals through DNA.

In 2024, the DA's Office created the Human Trafficking Working Group, which includes members of eight allied law enforcement agencies from federal, state and local jurisdictions. Staff to the working group gave four community presentations (Seaside High School, Monterey Peninsula College Nursing Program, Monterey County Multi-Cultural Council, and Salinas Rotary), hosted three law enforcement trainings which benefited efforts to combat human trafficking, and assisted allied agency members conducting operations targeting the rescue of juvenile victims of sexual exploitation. Since 2022, the Office has filed human trafficking related charges against 25 suspects.

The Driving Under the Influence (DUI) Vertical Prosecution Unit is entering its 14th year, funded by the state Office of Traffic Safety. The Unit is comprised of specially trained and focused members who take on the most serious and complex cases, recently recognized through additional grant awards. In the last three years, the unit has grown from a single prosecutor to manage every felony DUI crime, to two experienced prosecutors and an experienced traffic crimes investigator.

The Civil Unit successfully enforced consumer and environmental protection laws throughout 2024, resolving cases involving unfair competition, false advertising, fraud, hazardous waste, pesticide exposure, asbestos exposure, and other violations. From 2017 through 2024, the unit secured settlements averaging over \$2 million annually, which protects consumers, safeguards our environment, and maintains a fair and competitive landscape for businesses.

The Victim Services Unit provided over 31,000 services to 4,800 victims of crime and their families throughout the County. Additionally, Odie, Norma Jeane and Armani, the DA's Office facility dogs, continue to assist

child and adult victims in their time of need as they navigate the court system.

---

## Budget Year Goals

Continue to effectively prosecute criminal offenses, enforce consumer and environmental protection laws, and provide essential services to victims of crime.

---

## Pending Issues

**DIGITAL EVIDENCE:** The DA's Office continues to seek solutions to process an ever-increasing quantity of digital evidence resulting from more law enforcement agencies using body cameras and the prevalence of surveillance videos. Obtaining, reviewing and providing this evidence to defense counsel is challenging for DA's offices statewide.

**CRIMINAL JUSTICE REFORM:** The Legislature continues to pass criminal justice reforms, many of which apply retroactively to cases adjudicated years ago. Such measures, abundant and increasing annually, impose unfunded state mandates that strain existing staff. Petitions received from ineligible defendants seeking relief necessitate substantial time and effort to demonstrate ineligibility to the court. Other times, relief requires litigation to determine whether the new law applies to a defendant.

In 2024, the state Racial Justice Act (Assembly Bill 256, Chapter 739, Statutes of 2022) began allowing any inmate currently serving term in state prison or county jail to petition for relief if the inmate believed that racial bias or animus was exhibited in his or her conviction. A vast number of cases that were formerly final can now be reopened with little demonstrable evidence.

**RACE-BLIND CHARGING:** Effective January 1, 2025, the state Penal Code, section 741 (Assembly Bill 2778, Chapter 806, Statutes of 2022) the process for evaluating charging requires that reports received from law enforcement agencies be redacted before attorney review to perform race-blind charging. This unfunded mandate substantially increased workload. Although it has been cumbersome by turning a one-step into a multistep process, the DA's Office managed to accommodate the change in the current case management system at no additional cost. The required process has caused delays and created a backlog in filing.

---

## Policy Considerations

There are no policy considerations

## Appropriation Expenditure Detail

Entity Description	Entity Code	Fund Code	Prior Year 2023-2024	Adopted Budget 2024-2025	CY Estimate 2024-2025	Requested Budget 2025-2026	Recommended Budget 2025-2026	Recommended Change from Adopted
<b>District Attorney</b>	<b>DIS100</b>	<b>1001</b>	<b>\$ 35,615,879</b>	<b>\$ 37,231,000</b>	<b>\$ 35,249,935</b>	<b>\$ 43,419,250</b>	<b>\$ 41,607,299</b>	<b>\$ 4,376,299</b>
Civil - DA	224001	1001	4,146,876	4,029,842	3,823,148	5,077,956	4,444,752	414,910
Criminal	224002	1001	31,030,077	32,765,755	31,115,894	37,925,879	36,747,132	3,981,377
King City	224003	1001	438,926	435,403	310,893	415,415	415,415	(19,988)
<b>District Attorney - AB118</b>	<b>DIS101</b>	<b>1300</b>	<b>671,735</b>	<b>1,100,000</b>	<b>0</b>	<b>1,000,000</b>	<b>1,000,000</b>	<b>(100,000)</b>
Criminal - AB118	224004	1300	671,735	1,100,000	0	1,000,000	1,000,000	(100,000)
<b>Total</b>			<b>\$ 36,287,614</b>	<b>\$ 38,331,000</b>	<b>\$ 35,249,935</b>	<b>\$ 44,419,250</b>	<b>\$ 42,607,299</b>	<b>\$ 4,276,299</b>

## Adopted 2024-2025 to Recommended 2025-2026 Positions

Classification Code	Classification Label	Adopted Budget 2023-2024	Adopted Budget 2024-2025	Recommended Budget 2025-2026	Change
10B04	DISTRICT ATTORNEY	1.00	1.00	1.00	0.00
12A03	CHIEF ASSISTANT DISTRICT ATTORNEY	1.00	1.00	1.00	0.00
12A04	ASSISTANT DISTRICT ATTORNEY	4.00	4.00	4.00	0.00
14C30	MANAGEMENT ANALYST II	1.00	2.00	2.00	0.00
14C70	ADMINISTRATIVE SERVICES ASSISTANT	1.00	1.00	1.00	0.00
14C75	ADMINISTRATIVE ASSISTANT TO DISTRICT ATTORNEY	1.00	1.00	1.00	0.00
14C87	VICTIM/WITNESS ASSISTANCE PROGRAM MANAGER	1.00	1.00	1.00	0.00
14G02	MANAGEMENT ANALYST I	-	1.00	1.00	0.00
14K60	CHIEF DISTRICT ATTORNEY INVESTIGATOR	1.00	1.00	1.00	0.00
20B10	ACCOUNTANT I	1.00	1.00	1.00	0.00
20B11	ACCOUNTANT II	1.00	1.00	1.00	0.00
20B12	ACCOUNTANT III	2.00	2.00	0.00	(2.00)
20B50	FORENSIC AUDITOR	-	-	2.00	2.00
20B93	FINANCE MANAGER II	1.00	1.00	1.00	0.00
34A20	DISTRICT ATTORNEY INVESTIGATOR I	5.00	5.00	5.00	0.00
34A22	DISTRICT ATTORNEY INVESTIGATOR III	21.00	21.00	23.00	2.00
34A80	DISTRICT ATTORNEY INVESTIGATIVE CAPTAIN	2.00	2.00	2.00	0.00
34G10	INVESTIGATIVE AIDE	6.00	6.00	6.00	0.00
39C01	LEGAL ASSISTANT	4.00	4.00	4.00	0.00
39D31	DEPUTY DISTRICT ATTORNEY IV	54.00	53.00	45.00	(8.00)
39D32	CHIEF DEPUTY DISTRICT ATTORNEY	1.00	1.00	1.00	0.00
43G05	DIGITAL FORENSIC INVESTIGATOR	1.00	1.00	1.00	0.00
43J05	DEPARTMENTAL INFORMATION SYSTEMS COORDINATOR	1.00	1.00	1.00	0.00
60K02	VICTIM ASSISTANCE ADVOCATE	10.00	10.00	8.00	(2.00)
60K03	VICTIM/WITNESS ASSISTANCE PROGRAM COORDINATOR	2.00	2.00	2.00	0.00
80B11	LEGAL TYPIST	7.00	7.00	7.00	0.00
80B22	LEGAL SECRETARY II	24.00	24.00	21.00	(3.00)
80B24	SUPERVISING LEGAL SECRETARY	3.00	3.00	3.00	0.00
80B26	LEGAL SECRETARY III	3.00	3.00	4.00	1.00
<b>Total</b>		<b>160.00</b>	<b>161.00</b>	<b>151.00</b>	<b>(10.00)</b>

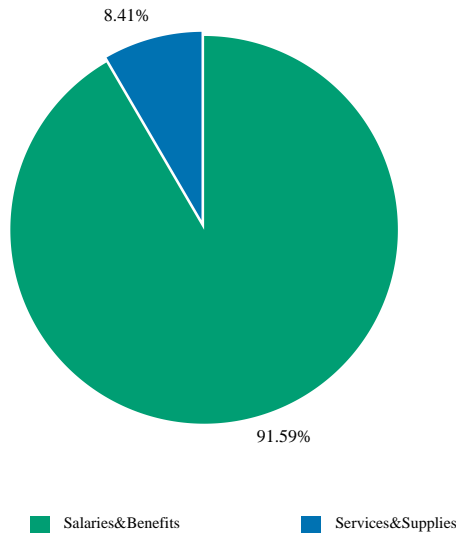
## Augmentation Requests

Request Code	Request Name	Ranking Type Name	Requested Amount	Requested FTE	Recommended Budget	Recommended FTE
224001-1001-AUG001	DDA IV - 1 (civil)	Status Quo Vacant Position	164,007	-	-	-
224001-1001-AUG002	DDA IV - 2 (civil)	Status Quo Vacant Position	109,338	-	-	-
224001-1001-AUG003	DDA IV - 3 (civil)	Status Quo Vacant Position	54,669	-	-	-
224001-1001-AUG004	DDA-IV - 4 (civil)	Status Quo Vacant Position	305,175	-	-	-
224001-1001-AUG005	DAI III - 1 (Civil)	Status Quo Filled Position	280,741	-	280,740	1.00
224002-1001-AUG001	DDA IV -1	Status Quo Filled Position	168,809	-	168,808	1.00
224002-1001-AUG002	DDA IV - 2	Status Quo Filled Position	168,809	-	168,808	1.00
224002-1001-AUG003	DDA IV - 3	Status Quo Filled Position	141,126	-	141,125	1.00
224002-1001-AUG004	DDA IV - 4	Status Quo Filled Position	164,007	-	164,006	1.00
224002-1001-AUG005	DAI III - 1	Status Quo Filled Position	264,039	-	264,038	1.00
224002-1001-AUG006	DDA IV - 5	Status Quo Filled Position	266,719	-	266,718	1.00
224002-1001-AUG007	DDA IV - 6	Status Quo Vacant Position	164,007	-	-	-
224002-1001-AUG008	DDA IV - 7	Status Quo Vacant Position	127,561	-	-	-
224002-1001-AUG009	DDA IV - 8	Status Quo Vacant Position	127,561	-	-	-
224002-1001-AUG010	DDA IV - 9	Status Quo Vacant Position	127,561	-	-	-
224002-1001-AUG011	DDA IV - 10	Status Quo Vacant Position	127,561	-	-	-
224002-1001-AUG012	VIC ADV - 1	Status Quo Vacant Position	130,216	-	-	-
224002-1001-AUG013	VIC ADV - 2	Status Quo Vacant Position	130,216	-	-	-
224002-1001-AUG014	LEG SEC - 1	Status Quo Vacant Position	122,032	-	-	-
224002-1001-AUG015	LEG SEC - 2	Status Quo Vacant Position	122,032	-	-	-
224002-1001-AUG016	DAI III -2	New Program/Service w/ Outside Funding	-	-	(1)	1.00
224002-1001-AUG017	DAI III - 3	New Program/Service w/ Outside Funding	-	-	(1)	1.00
224002-1001-AUG018	DAI III - 4	Status Quo Filled Position	297,798	-	297,797	1.00
224002-1001-AUG019	DDA IV - 11	Status Quo Filled Position	185,313	-	185,312	1.00
224002-1001-AUG020	DDA IV - 12	Status Quo Filled Position	168,367	-	168,366	1.00
224002-1001-AUG021	DDA IV - 13	Status Quo Filled Position	191,416	-	191,415	1.00
224002-1001-AUG022	DAI III - 5	Status Quo Filled Position	260,595	-	260,594	1.00
224002-1001-AUG023	DDA IV - 14	Status Quo Filled Position	205,723	-	205,722	1.00
<b>Grand Total:</b>			<b>4,575,398</b>	<b>-</b>	<b>2,763,446</b>	<b>15.00</b>

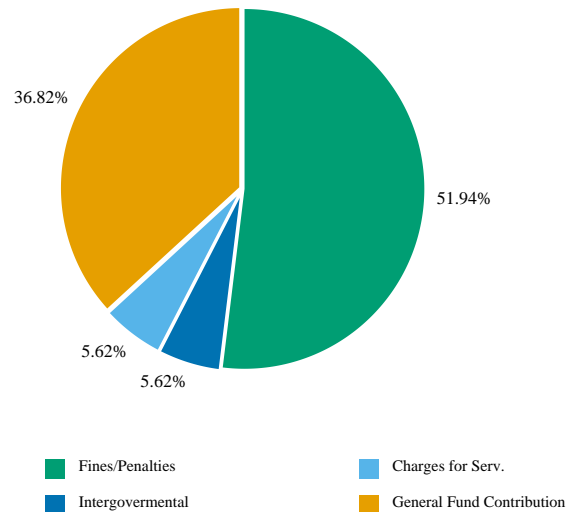
# Civil

(Budget Unit 224001 - Fund 1001 - Appropriation Unit DIS100)

## Use of Funds



## Source of Funds



## Use of Funds

Expenditures	Prior Year 2023-2024	Adopted Budget 2024-2025	CY Estimate 2024-2025	Requested Budget 2025-2026	Recommended Budget 2025-2026	Recommended Change from Adopted
Salaries and Employee Benefits	\$ 3,346,303	\$ 3,717,550	\$ 3,475,929	\$ 4,722,272	\$ 4,089,068	\$ 371,518
Services and Supplies	577,956	332,292	367,218	375,685	375,685	43,393
Other Charges	222,617	(20,000)	(20,000)	(20,000)	(20,000)	0
<b>Subtotal</b>	<b>\$ 4,146,876</b>	<b>\$ 4,029,842</b>	<b>\$ 3,823,148</b>	<b>\$ 5,077,956</b>	<b>\$ 4,444,752</b>	<b>\$ 414,910</b>

## Source of Funds

Revenues	Prior Year 2023-2024	Adopted Budget 2024-2025	CY Estimate 2024-2025	Requested Budget 2025-2026	Recommended Budget 2025-2026	Recommended Change from Adopted
Fines	\$ 2,085,549	\$ 2,227,657	\$ 1,931,694	\$ 2,308,391	\$ 2,308,391	\$ 80,734
Intergovernmental Revenues	-	-	145,565	250,000	250,000	250,000
Charges For Services	228,290	246,302	593,976	250,000	250,000	3,698
<b>Subtotal</b>	<b>\$ 2,313,839</b>	<b>\$ 2,473,959</b>	<b>\$ 2,671,235</b>	<b>\$ 2,808,391</b>	<b>\$ 2,808,391</b>	<b>\$ 334,432</b>
General Fund Contributions	1,833,037	1,555,883	1,151,913	2,269,565	1,636,361	80,478
<b>Total Source of Funds</b>	<b>\$ 4,146,876</b>	<b>\$ 4,029,842</b>	<b>\$ 3,823,148</b>	<b>\$ 5,077,956</b>	<b>\$ 4,444,752</b>	<b>\$ 414,910</b>

## Unit Description

The Consumer Protection Unit handles civil and criminal enforcement, including cases involving unfair business practices and false advertising, fraud in telemarketing and mail solicitation, price gouging, pyramid schemes, real estate and mortgage fraud, fraudulent investment transactions, securities drug and healthcare claims, warranties, sweepstakes, insurance packing, internet auctions and purchases, and schemes targeting senior citizens or immigrant communities.

Environmental Protection Unit cases involve hazardous material and waste violations, pollution, and other areas that impact the health of the community.

District Attorney

Cases involve collaboration with multiple agencies or counties throughout the state.

The Cannabis Prosecution Unit enforces state and local regulations to protect the industry from competition from illegal cannabis, thereby protecting consumers, the environment, and revenue.

## Recommended FY 2025-2026 Positions

Classification Code	Classification Label	FTE
12A04	ASSISTANT DISTRICT ATTORNEY	1.00
20B50	FORENSIC AUDITOR	2.00

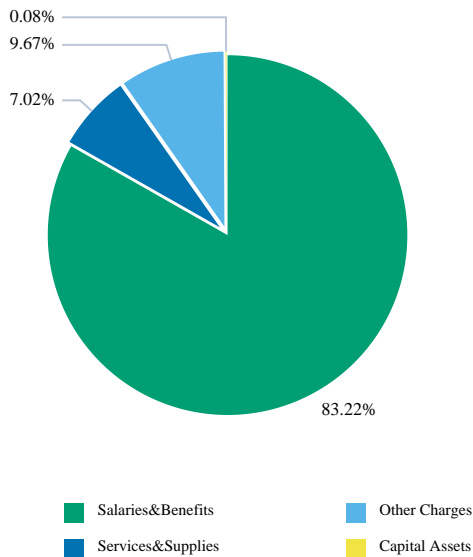
County of Monterey Recommended Budget FY 2025-2

34A22	DISTRICT ATTORNEY INVESTIGATOR III	6.00
34A80	DISTRICT ATTORNEY INVESTIGATIVE CAPTAIN	1.00
39C01	LEGAL ASSISTANT	1.00
39D31	DEPUTY DISTRICT ATTORNEY IV	2.00
39D32	CHIEF DEPUTY DISTRICT ATTORNEY	1.00
80B22	LEGAL SECRETARY II	1.00
80B26	LEGAL SECRETARY III	1.00
	<u>Total</u>	16.00

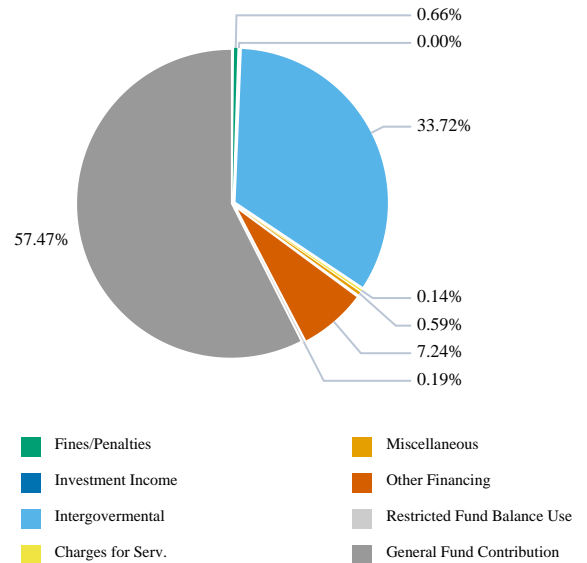
# Criminal

(Budget Unit 224002 - Fund 1001 - Appropriation Unit DIS100)

## Use of Funds



## Source of Funds



## Use of Funds

Expenditures	Prior Year 2023-2024	Adopted Budget 2024-2025	CY Estimate 2024-2025	Requested Budget 2025-2026	Recommended Budget 2025-2026	Recommended Change from Adopted
Salaries and Employee Benefits	\$ 24,295,400	\$ 26,820,782	\$ 25,278,600	\$ 31,759,808	\$ 30,581,061	\$ 3,760,279
Services and Supplies	3,110,153	2,808,900	2,724,345	2,581,224	2,581,224	(227,676)
Other Charges	3,574,739	3,100,573	3,079,699	3,554,847	3,554,847	454,274
Capital Assets	49,785	35,500	33,250	30,000	30,000	(5,500)
<b>Subtotal</b>	<b>\$ 31,030,077</b>	<b>\$ 32,765,755</b>	<b>\$ 31,115,894</b>	<b>\$ 37,925,879</b>	<b>\$ 36,747,132</b>	<b>\$ 3,981,377</b>

## Source of Funds

Revenues	Prior Year 2023-2024	Adopted Budget 2024-2025	CY Estimate 2024-2025	Requested Budget 2025-2026	Recommended Budget 2025-2026	Recommended Change from Adopted
Fines	\$ 213,295	\$ 211,000	\$ 213,529	\$ 241,000	\$ 241,000	\$ 30,000
Revenue from Use of Money & Property	20,562	160	101	100	100	(60)
Intergovernmental Revenues	10,706,133	12,617,925	12,637,381	12,390,974	12,390,974	(226,951)
Charges For Services	74,695	50,000	100,317	51,326	51,326	1,326
Miscellaneous Revenues	186,009	81,600	88,916	215,257	215,257	133,657
Other Financing Sources	1,788,694	1,884,410	2,139,441	2,660,941	2,660,941	776,531
<b>Subtotal</b>	<b>\$ 12,989,388</b>	<b>\$ 14,845,095</b>	<b>\$ 15,179,686</b>	<b>\$ 15,559,598</b>	<b>\$ 15,559,598</b>	<b>\$ 714,503</b>
GF - Restricted Fund Balance Use	-	-	-	70,740	70,740	70,740
General Fund Contributions	18,040,689	17,920,660	15,936,208	22,295,541	21,116,794	3,196,134
<b>Total Source of Funds</b>	<b>\$ 31,030,077</b>	<b>\$ 32,765,755</b>	<b>\$ 31,115,894</b>	<b>\$ 37,925,879</b>	<b>\$ 36,747,132</b>	<b>\$ 3,981,377</b>

## Unit Description

General Fund Contributions (GFC) fund approximately 55% of criminal core functions, including prosecution of crimes such as murder, sexual

assault, gang crimes, robbery, burglary, felony assault, felony theft, juvenile crimes and all misdemeanor crimes. The remaining 45% revenue consists of grants and non-GFC sources designated for civil and environmental cases, various types of specialty fraud prosecutions, and

crimes committed in the two prisons within the County. The DA's Office reviews over 15,000 cases for filing per year.

The prosecutorial functions of the Office also include, but are not limited to: acting as legal advisor to the Grand Jury, both civil and criminal, and assisting them in their investigations when requested; working with the United States Attorney's Office to co-prosecute cases in the federal courts; investigating and prosecuting violations of open meeting laws [Ralph M. Brown Act (Chapter 1588, Statutes of 1953) which promotes transparency by requiring government bodies to conduct their deliberations openly]; reviewing and responding to writs and appeals and extraditions; investigating and prosecuting white collar crimes; conducting commitment and sanity proceedings; investigating public corruption matters involving government officials; undertaking "conflict of interest" criminal investigations for law enforcement agencies, and responding to various county and municipal offices and departments throughout the County to handle potential criminal violations within their agencies. The DA's Office attends and advocates at lifer hearings (inmates sentenced to life in prison who are eligible for parole within the discretion of the Board of Parole Hearings) throughout the state multiple times per month.

## Recommended FY 2025-2026 Positions

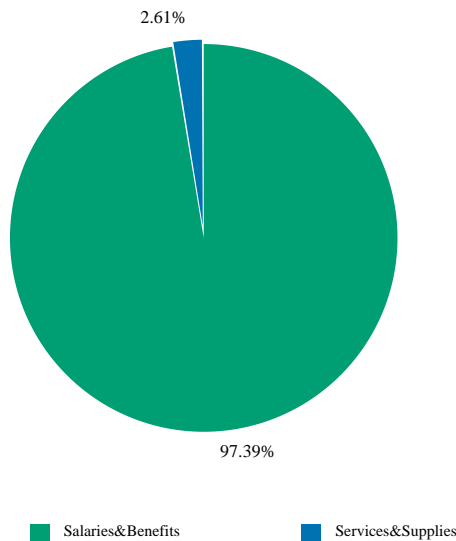
Classification Code	Classification Label	FTE
10B04	DISTRICT ATTORNEY	1.00
12A03	CHIEF ASSISTANT DISTRICT ATTORNEY	1.00
12A04	ASSISTANT DISTRICT ATTORNEY	3.00
14C30	MANAGEMENT ANALYST II	2.00
14C70	ADMINISTRATIVE SERVICES ASSISTANT	1.00
14C75	ADMINISTRATIVE ASSISTANT TO DISTRICT ATTORNEY	1.00
14C87	VICTIM/WITNESS ASSISTANCE PROGRAM MANAGER	1.00
14G02	MANAGEMENT ANALYST I	1.00
14K60	CHIEF DISTRICT ATTORNEY INVESTIGATOR	1.00
20B10	ACCOUNTANT I	1.00
20B11	ACCOUNTANT II	1.00
20B93	FINANCE MANAGER II	1.00
34A20	DISTRICT ATTORNEY INVESTIGATOR I	5.00
34A22	DISTRICT ATTORNEY INVESTIGATOR III	17.00
34A80	DISTRICT ATTORNEY INVESTIGATIVE CAPTAIN	1.00
34G10	INVESTIGATIVE AIDE	6.00
39C01	LEGAL ASSISTANT	3.00
39D31	DEPUTY DISTRICT ATTORNEY IV	43.00
43G05	DIGITAL FORENSIC INVESTIGATOR	1.00
43J05	DEPARTMENTAL INFORMATION SYSTEMS COORDINATOR	1.00
60K02	VICTIM ASSISTANCE ADVOCATE	7.00
60K03	VICTIM/WITNESS ASSISTANCE PROGRAM COORDINATOR	1.00
80B11	LEGAL TYPIST	7.00
80B22	LEGAL SECRETARY II	19.00
80B24	SUPERVISING LEGAL SECRETARY	3.00
80B26	LEGAL SECRETARY III	3.00
Total		132.00



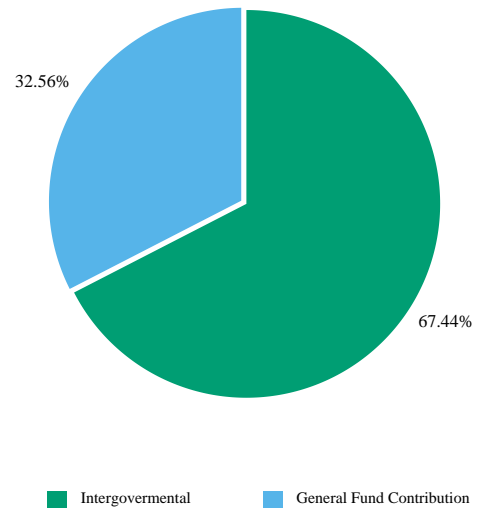
# King City

(Budget Unit 224003 - Fund 1001 - Appropriation Unit DIS100)

## Use of Funds



## Source of Funds



## Use of Funds

Expenditures	Prior Year 2023-2024	Adopted Budget 2024-2025	CY Estimate 2024-2025	Requested Budget 2025-2026	Recommended Budget 2025-2026	Recommended Change from Adopted
Salaries and Employee Benefits	\$ 234,313	\$ 350,168	\$ 292,399	\$ 404,563	\$ 404,563	\$ 54,395
Services and Supplies	131,326	85,235	18,495	10,851	10,851	(74,384)
Other Charges	73,287	-	-	-	-	-
<b>Subtotal</b>	<b>\$ 438,926</b>	<b>\$ 435,403</b>	<b>\$ 310,893</b>	<b>\$ 415,415</b>	<b>\$ 415,415</b>	<b>\$ (19,988)</b>

## Source of Funds

Revenues	Prior Year 2023-2024	Adopted Budget 2024-2025	CY Estimate 2024-2025	Requested Budget 2025-2026	Recommended Budget 2025-2026	Recommended Change from Adopted
Intergovernmental Revenues	\$ 37,055	\$ 300,000	\$ 200,000	\$ 280,167	\$ 280,167	\$ (19,833)
Miscellaneous Revenues	100,000	-	0	-	-	-
<b>Subtotal</b>	<b>\$ 137,055</b>	<b>\$ 300,000</b>	<b>\$ 200,000</b>	<b>\$ 280,167</b>	<b>\$ 280,167</b>	<b>\$ (19,833)</b>
General Fund Contributions	301,871	135,403	110,893	135,248	135,248	(155)
<b>Total Source of Funds</b>	<b>\$ 438,926</b>	<b>\$ 435,403</b>	<b>\$ 310,893</b>	<b>\$ 415,415</b>	<b>\$ 415,415</b>	<b>\$ (19,988)</b>

## Unit Description

The Family Justice Center (FJC) opened April 1, 2024 in King City to provide effective, efficient, meaningful and compassionate services to victims of domestic violence, sexual assault, human trafficking, child abuse, and their children. FJCs and other co-located, multidisciplinary models provide the structure and the foundation to offer flexible, holistic services that can meet the needs of victims, their families, and survivors where they are.

The FJC serves victims of crime by providing a full-time Spanish speaking victims advocate and legal secretary and working collaboratively with other non-profit service providers who are also Spanish speaking. Having a center in South County helps establish trust so that victims feel safe and comfortable in seeking services. Victims and

their families can access services, including short- and long-term crisis intervention, without traveling to Salinas or receiving services over the phone.

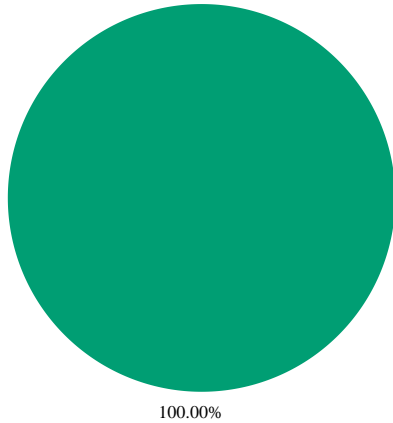
## Recommended FY 2025-2026 Positions

Classification Code	Classification Label	FTE
60K02	VICTIM ASSISTANCE ADVOCATE	1.00
60K03	VICTIM/WITNESS ASSISTANCE PROGRAM COORDINATOR	1.00
80B22	LEGAL SECRETARY II	1.00
Total		3.00

# Criminal – 2011 Realignment (AB118)

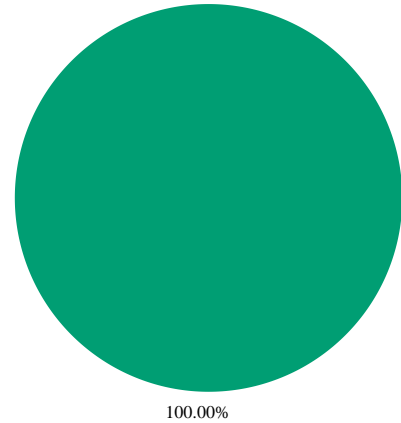
(Budget Unit 224004 - Fund 1300 - Appropriation Unit DIS101)

## Use of Funds



Other Fin. Uses

## Source of Funds



Intergovernmental

## Use of Funds

Expenditures	Prior Year 2023-2024	Adopted Budget 2024-2025	CY Estimate 2024-2025	Requested Budget 2025-2026	Recommended Budget 2025-2026	Recommended Change from Adopted
Other Financing Uses	\$ 671,735	\$ 1,100,000	\$ -	\$ 1,000,000	\$ 1,000,000	\$ (100,000)
<b>Subtotal</b>	<b>\$ 671,735</b>	<b>\$ 1,100,000</b>	<b>\$ -</b>	<b>\$ 1,000,000</b>	<b>\$ 1,000,000</b>	<b>\$ (100,000)</b>

## Source of Funds

Revenues	Prior Year 2023-2024	Adopted Budget 2024-2025	CY Estimate 2024-2025	Requested Budget 2025-2026	Recommended Budget 2025-2026	Recommended Change from Adopted
Intergovernmental Revenues	\$ 684,553	\$ 1,100,000	\$ 177,303	\$ 1,000,000	\$ 1,000,000	\$ (100,000)
<b>Subtotal</b>	<b>\$ 684,553</b>	<b>\$ 1,100,000</b>	<b>\$ 177,303</b>	<b>\$ 1,000,000</b>	<b>\$ 1,000,000</b>	<b>\$ (100,000)</b>
Fund Balance	\$ (12,818)	\$ 0	\$ (177,303)	\$ 0	\$ 0	\$ 0
<b>Total Source of Funds</b>	<b>\$ 671,735</b>	<b>\$ 1,100,000</b>	<b>\$ 0</b>	<b>\$ 1,000,000</b>	<b>\$ 1,000,000</b>	<b>\$ (100,000)</b>

## Unit Description

The FY 2011-12 state budget enacted a shift or realignment of state program responsibilities and revenues to local governments (Public Safety Realignment Act of 2011, Assembly Bills (ABs) 109 and 117, Chapters 15 and 36, Statutes of 2011). To support realigned criminal justice, mental health, and social services programs, the Legislature passed Assembly Bill 118 (Chapter 40, Statutes of 2011), which created the new Local Revenue Fund 2011. For transparency in reporting, the

County established Fund 1300 to account for all related public safety realignment revenues and provide an accounting structure. A portion of state sales tax and vehicle license fee revenues are deposited, with operating transfers to reimburse the General Fund from Fund 1300 for realigned program payments.

# Child Support Services

## Departmental Overview:

The County of Monterey's Department of Child Support Services (DCSS) is federal and state funded; 66% and 34%, respectively. DCSS places helps parents provide for their children's economic and social well-being, health, and stability. All parents, regardless of income or immigration status, are eligible for services.

## Programs and Functions:

The primary purpose of DCSS is to enforce and collect child support for families. A wide variety of activities are undertaken to achieve these objectives: locating parents and their assets; establishing parentage, including genetic testing of parents and children; obtaining court-ordered child support and health insurance coverage; modifying orders; and enforcing current and past due support obligations.

## Department's Contributions to the County's Prior Strategic Initiatives:

### ADMINISTRATION

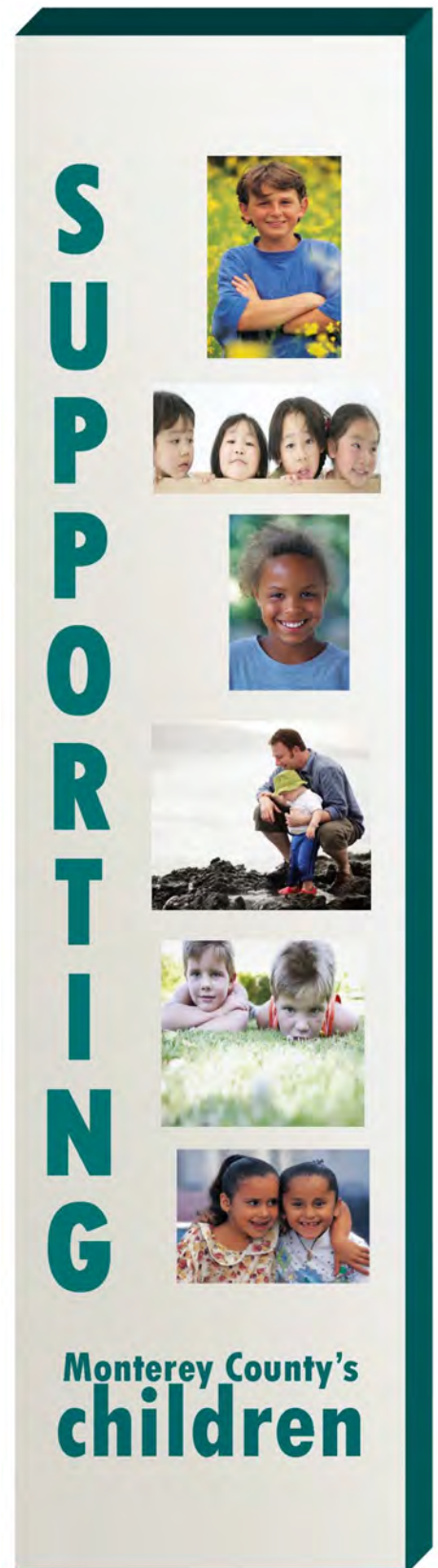
DCSS is committed to cost-effectiveness, continuous improvement, and setting standards for greater accountability. Customer survey results help to provide excellent service.

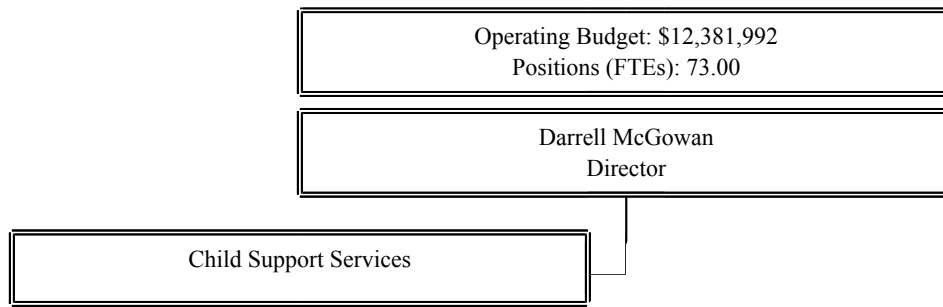
### HEALTH AND HUMAN SERVICES

Child support payments ensure children receive the financial support they need, helping to reduce child poverty and improving their outcomes. Child support is one of the largest sources of income for families in poverty, which regularly helps enhance the quality of life and wellness of those families.

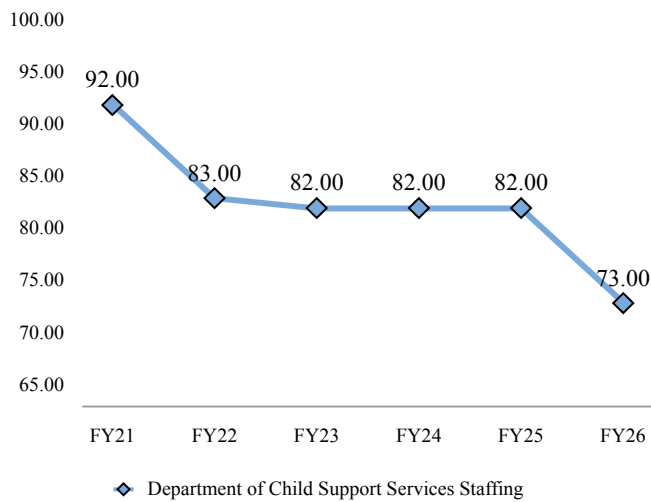
### PUBLIC SAFETY

Studies show parents who pay child support are more likely to increase their involvement in their children's lives. As a result, children who have both parents involved are less likely to engage in substance use, be incarcerated, have a teen pregnancy, and achieve better results in school.

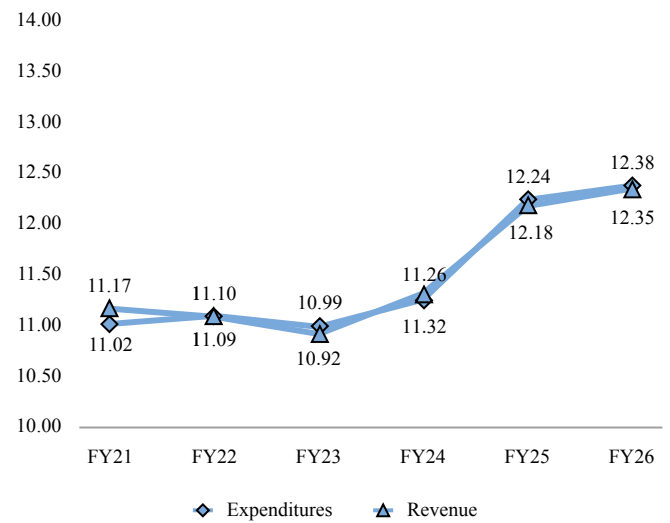




## Staffing Trends



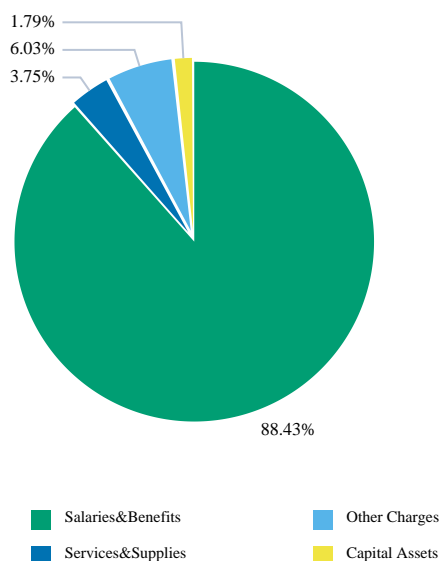
## Expenditure/Revenue History (in millions)



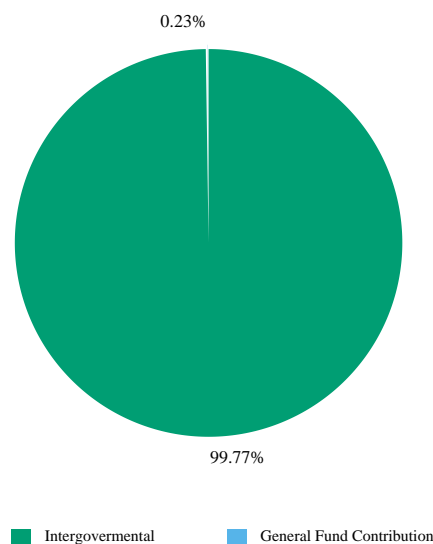
The performance measures are directly aligned with the mission of the child support program and meeting these goals each year results in increased services to customers, more significant dollars collected, and optimization of federal incentive dollars.

Key Performance Measures	2022-2023 Actual	2023-2024 Actual	2024-2025 Mid-Year
Number of Outreach events provided to the community. Target = 75	72	104	73
Customer Survey Satisfaction Rate - Meeting Very Good or above Target = 95%	96%	96%	95%
Collections Distributed (in millions) target = \$42.0	\$43.90	\$43.90	\$21.40
Cost Effectiveness (collections compared to expenditures) Target = \$3.68	\$4.27	\$4.20	\$3.61

## Use of Funds



## Source of Funds



## Use of Funds

Expenditures	Prior Year 2023-2024	Adopted Budget 2024-2025	CY Estimate 2024-2025	Requested Budget 2025-2026	Recommended Budget 2025-2026	Recommended Change from Adopted
Salaries and Employee Benefits	\$ 9,521,639	\$ 10,449,312	\$ 9,520,677	\$ 10,949,887	\$ 10,949,887	\$ 500,575
Services and Supplies	553,380	525,997	1,506,955	464,406	464,406	(61,591)
Other Charges	1,187,123	895,327	895,327	746,103	746,103	(149,224)
Capital Assets	0	372,302	372,396	221,596	221,596	(150,706)
<b>Subtotal</b>	<b>\$ 11,262,141</b>	<b>\$ 12,242,938</b>	<b>\$ 12,295,354</b>	<b>\$ 12,381,992</b>	<b>\$ 12,381,992</b>	<b>\$ 139,054</b>

## Source of Funds

Revenues	Prior Year 2023-2024	Adopted Budget 2024-2025	CY Estimate 2024-2025	Requested Budget 2025-2026	Recommended Budget 2025-2026	Recommended Change from Adopted
Revenue from Use of Money & Property	\$ 40,699	\$ 0	\$ 12,374	\$ -	\$ -	0
Intergovernmental Revenues	11,281,258	12,180,117	12,257,838	12,353,462	12,353,462	173,345
<b>Subtotal</b>	<b>\$ 11,321,957</b>	<b>\$ 12,180,117</b>	<b>\$ 12,270,212</b>	<b>\$ 12,353,462</b>	<b>\$ 12,353,462</b>	<b>\$ 173,345</b>
General Fund Contributions	(59,816)	62,821	25,142	28,530	28,530	(34,291)
<b>Total Source of Funds</b>	<b>\$ 11,262,141</b>	<b>\$ 12,242,938</b>	<b>\$ 12,295,354</b>	<b>\$ 12,381,992</b>	<b>\$ 12,381,992</b>	<b>\$ 139,054</b>

## Summary of Recommendation

The FY 2025-26 Recommended Budget for the DCSS is \$12,381,992, which is state and federal funded based on reimbursement of claimed expenditures. Appropriations increased \$139,054 from the FY 2024-25 Adopted Budget, mainly due to negotiated wage increases and higher pension costs, offset by a decrease in cost plan charges and lower anticipated rent expense due to the relocation to a county-owned building. The general fund contribution (GFC) of \$28,530 covers costs such as non-recoverable general liability that are deemed unallowable and are not reimbursable by the state.

The Recommended Budget includes 73 positions, a decrease of 9 vacant positions, including 7 Child Support Officers and 2 Child Support Assistants that were deleted to align operational expenditures with ongoing revenues.

## Budget Impacts

No budget impacts.

## Prior Year Accomplishments

With a caseload of slightly over 12,000 cases, DCSS distributed over \$43.8 million in child support payments during federal fiscal year 2024. Delivering consistent and reliable child support payments helps reduce poverty and promote family self-sufficiency in vulnerable households.

DCSS continues to have high collection totals while reviewing and streamlining its processes, placing the department in highest State rankings for the federally mandated collection-to-cost performance measure, collecting \$3.87 for every dollar spent.

DCSS continues to set standards for greater accountability and creates an annual business plan, which results in higher performance attainment. Performance measurements are implemented for every employee, and these measurements are utilized in monthly and quarterly coaching and the annual evaluation process.

Continued with providing customers the opportunity to provide feedback through surveys, social media, and emails. This process enabled the department to review current practices for any efficiency gaps. Customers continue to take advantage of the department’s self-check-in computers available in the lobby, which reduces wait times to two minutes or less to be helped by their case manager.

Provided information about the program services at 115 Community Outreach events that educate the public on our services, such as parentage adjudication, establishment and enforcement of child support, reviewing and adjusting monetary child support orders when circumstances change, and maintaining reliable and permanent accounting records.

Embraced the shared services concept and continued an agreement with the Ventura County DCSS, at no cost, to answer non-emergency telephone calls. This process allows staff to focus on the more complex issues for quick resolution.

**Budget Year Goals**

Increase the frequency and reliability of child support payments, so families can depend on this important source of income.

Increase in all federal and state performance measures with emphasis on collections distributed to families and cost efficiency for service delivery.

Use best practices and innovation to ensure that families and children receive the optimal amount of child support and health insurance coverage.

Use budget equity tools when applicable to analyze and improve policies and practices to benefit disadvantaged communities.

Continue to have a proactive outreach program, with emphasis on collaboration with other county offices and departments and community organizations and increase outreach in remote and disadvantaged communities.

Continue to leverage technology to increase effectiveness and efficiency when available.

Continue to review cost-saving opportunities and the sharing of services with child support agencies in other counties.

Develop and retain employees by providing ongoing professional and personal development courses through the County’s Learning Management System, the Employee Wellness Program, Child Support Conferences, and other internal and external courses.

**Pending Issues**

There are no pending issues.

**Policy Considerations**

There are no policy considerations.

## Appropriation Expenditure Detail

Entity Description	Entity Code	Fund Code	Prior Year 2023-2024	Adopted		CY Estimate 2024-2025	Requested Budget 2025-2026	Recommended Budget 2025-2026	Recommended Change from Adopted
				Budget 2024-2025					
Child Support Services	CHI100	1001	\$ 11,262,141	\$ 12,242,938	\$	12,295,354	\$ 12,381,992	\$ 12,381,992	\$ 139,054
Child Support Services	225001	1001	11,262,141	12,242,938		12,295,354	12,381,992	12,381,992	139,054
<b>Total</b>			<b>\$ 11,262,141</b>	<b>\$ 12,242,938</b>	<b>\$</b>	<b>12,295,354</b>	<b>\$ 12,381,992</b>	<b>\$ 12,381,992</b>	<b>\$ 139,054</b>

## Adopted 2024-2025 to Recommended 2025-2026 Positions

		Adopted Budget 2023-2024	Adopted Budget 2024-2025	Recommended Budget 2025-2026	Change
Classification Code	Classification Label				
11A26	DIRECTOR OF CHILD SUPPORT SERVICES	1.00	1.00	1.00	0.00
14C30	MANAGEMENT ANALYST II	1.00	1.00	1.00	0.00
14K62	DEPUTY DIRECTOR CHILD SUPPORT SERVICES	1.00	1.00	1.00	0.00
20B11	ACCOUNTANT II	1.00	1.00	1.00	0.00
20B95	FINANCE MANAGER I	1.00	1.00	1.00	0.00
25C18	CHILD SUPPORT ASSISTANT II	5.00	5.00	3.00	(2.00)
25C23	CHILD SUPPORT OFFICER II	40.00	40.00	33.00	(7.00)
25C24	CHILD SUPPORT OFFICER III	8.00	8.00	8.00	0.00
25C81	SUPERVISING CHILD SUPPORT OFFICER	5.00	5.00	5.00	0.00
25C82	CHILD SUPPORT PERFORMANCE SPECIALIST	1.00	1.00	1.00	0.00
34G21	CIVIL PROCESS SERVER	1.00	1.00	1.00	0.00
34G22	SENIOR CIVIL PROCESS SERVER	1.00	1.00	1.00	0.00
39A47	CHIEF CHILD SUPPORT ATTORNEY	1.00	1.00	1.00	0.00
39D36	CHILD SUPPORT ATTORNEY IV	3.00	3.00	3.00	0.00
70F21	COURIER	1.00	1.00	1.00	0.00
80B22	LEGAL SECRETARY II	1.00	1.00	1.00	0.00
80D23	LEGAL PROCESS CLERK	1.00	1.00	1.00	0.00
80E21	OFFICE ASSISTANT II	1.00	1.00	1.00	0.00
80E80	PRINCIPAL OFFICE ASSISTANT	1.00	1.00	1.00	0.00
80J20	ACCOUNTING CLERICAL SUPERVISOR	1.00	1.00	1.00	0.00
80J21	ACCOUNT CLERK	3.00	3.00	3.00	0.00
80J22	SENIOR ACCOUNT CLERK	1.00	1.00	1.00	0.00
80J30	ACCOUNTING TECHNICIAN	2.00	2.00	2.00	0.00
<b>Total</b>		<b>82.00</b>	<b>82.00</b>	<b>73.00</b>	<b>(9.00)</b>

## Augmentation Requests

Request Code	Request Name	Ranking Type Name	Requested Amount	Requested FTE	Recommended Budget	Recommended FTE
<b>Grand Total:</b>			-	-	-	-



This page intentionally left blank.



---

# Public Defender

---

## Departmental Overview:

The Office of the Public Defender and the Office of the Alternate Defender work diligently to offer legal representation to indigent adults and juveniles who cannot afford legal counsel in criminal and certain civil cases. A robust and adequately funded Public Defender's office is crucial for safeguarding the rights of every individual, thus fostering equity within the criminal justice system. Public Defenders actively engage with therapeutic courts to mitigate recidivism by guiding non-violent offenders through specialized programs such as Drug Court, DUI Court, Veterans Court, and mental health diversion initiatives. Building strong partnerships with justice system stakeholders is vital for developing comprehensive, holistic programming aimed at enhancing the well-being of members of the community.

## Programs and Functions:

### CRIMINAL UNIT

The primary role of the Public Defender is to represent indigent individuals facing criminal charges. Misdemeanor cases encompass a range of offenses, including shoplifting, driving under the influence, drug possession, and assault and battery. Felony matters include murder, sex offenses, gang-related crimes, Three Strikes cases, embezzlement, fraud, domestic violence, and first-degree burglary. The juvenile division advocates for youth while addressing their educational, mental health, and social needs by connecting them with available county and state resources. The Office manages approximately 11,000 criminal cases each year.

### CIVIL UNIT

A robust civil practice includes mental health advocacy, probate matters, post-conviction relief, and immigration advocacy. The Mental Health Division safeguards the health and financial well-being of the most vulnerable clients in the community, including by leveraging initiatives like Community, Assistance, Recovery, and Empowerment (CARE) Court (SB 1338, Ch 319, Statutes of 2022) to connect individuals with essential resources and support systems, ensuring they receive appropriate care while reducing their involvement in the criminal justice system.

The Post Sentence Relief Division offers vital services for individuals seeking record expungement, certificates of rehabilitation, and pardons, all of which facilitate their reintegration into society as productive members. Furthermore, the immigration attorney provides crucial guidance throughout plea negotiations, dispositions, and sentencing for non-citizen clients represented by the Public Defender and Alternate Defender. This protects and supports the mental and physical health of clients.

## Office's Contributions to the County's Prior Strategic Initiatives:

### HEALTH AND HUMAN SERVICES


The Public Defender's commitment to health and human services involves safeguarding the mental and physical well-being of youth and adults who cannot care for themselves by ensuring effective legal representation in criminal and civil court divisions. A holistic approach includes referrals to healthcare, educational resources, and behavioral health services to support their needs.

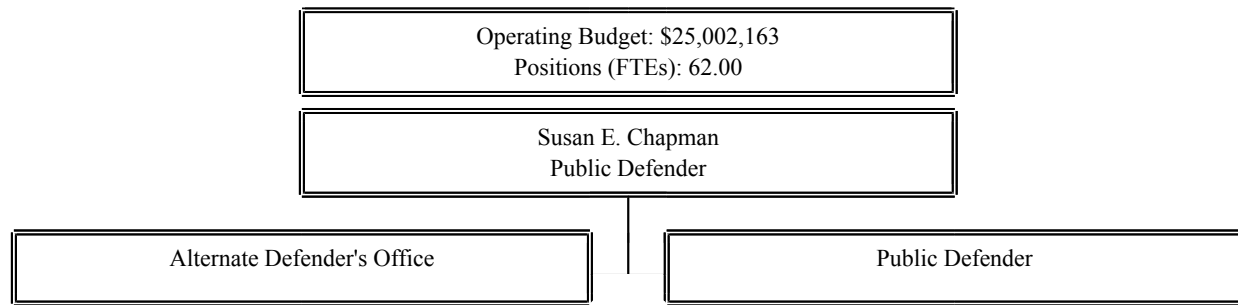
### PUBLIC SAFETY

The Office is dedicated to safeguarding individual rights to reside in a society free from unlawful interference by the state by vigorously defending individual rights and offering post-relief services to ensure a safe and just community for all.

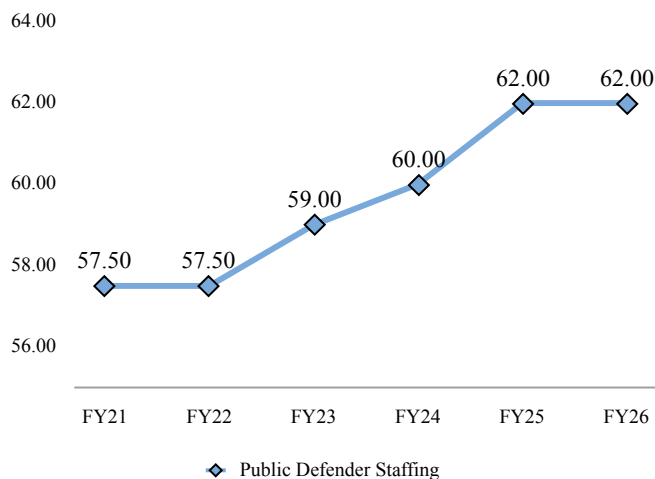
### ECONOMIC DEVELOPMENT

Collaboration with public safety partners ensures clients involved in nonviolent cases remain out of custody and engaged in the workforce thus preventing unnecessary disruptions to their employment, housing, and treatment, proactively supporting their reintegration into society and fostering economic stability.

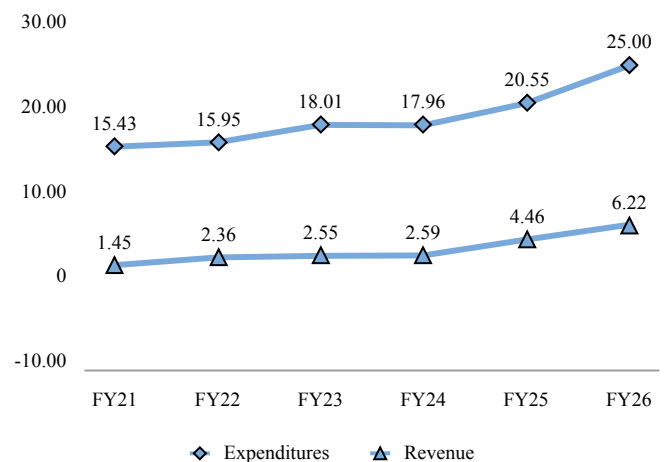




## Staffing Trends



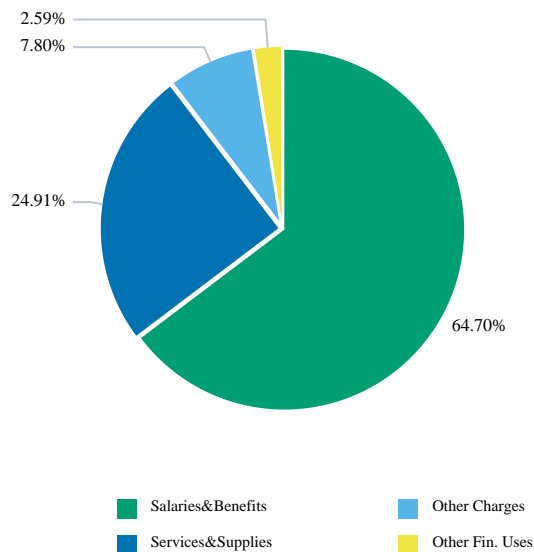
## Expenditure/Revenue History (in millions)



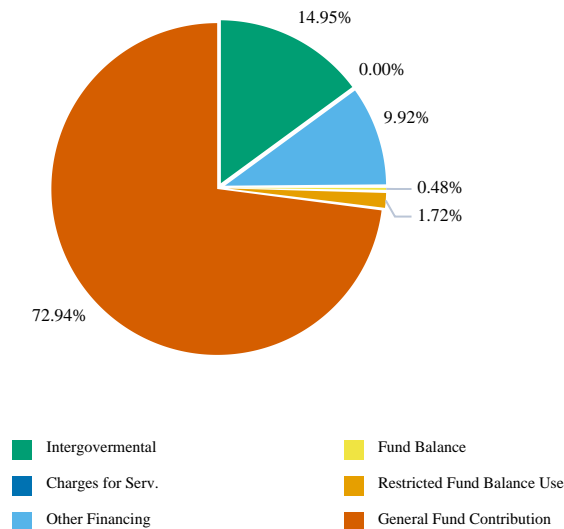
The Public Defender provides legal assistance to individuals charged with a crime who are financially unable to retain private counsel. This also includes mental health, juvenile court, state prison matters, and post sentence relief.

Key Performance Measures	2022-2023 Actual	2023-2024 Actual	2024-2025 Mid-Year
Number of new felony matters handled. Target = 1,578	2,459	2,150	1,029
Number of new misdemeanor matters handled. Target = 2,400	7,485	6,494	3,136
Number of new juvenile matters handled. Target = 420	584	512	210
Number of new mental health matters handled. Target = 100	104	91	131
Number of new prison matters handled. Target = 150	296	225	43
Number of new post-sentence relief matters handled. Target = 175	339	696	353

## Use of Funds



## Source of Funds



## Use of Funds

Expenditures	Prior Year 2023-2024	Adopted Budget 2024-2025	CY Estimate 2024-2025	Requested Budget 2025-2026	Recommended Budget 2025-2026	Recommended Change from Adopted
Salaries and Employee Benefits	\$ 12,977,564	\$ 14,280,568	\$ 13,809,083	\$ 16,176,472	\$ 16,176,463	\$ 1,895,895
Services and Supplies	3,771,666	3,848,431	4,573,539	6,227,151	6,227,151	2,378,720
Other Charges	1,036,854	814,347	803,229	1,950,780	1,950,780	1,136,433
Other Financing Uses	176,278	1,610,561	1,808,002	647,769	647,769	(962,792)
<b>Subtotal</b>	<b>\$ 17,962,363</b>	<b>\$ 20,553,907</b>	<b>\$ 20,993,853</b>	<b>\$ 25,002,172</b>	<b>\$ 25,002,163</b>	<b>\$ 4,448,256</b>

## Source of Funds

Revenues	Prior Year 2023-2024	Adopted Budget 2024-2025	CY Estimate 2024-2025	Requested Budget 2025-2026	Recommended Budget 2025-2026	Recommended Change from Adopted
Intergovernmental Revenues	\$ 1,640,235	\$ 1,302,483	\$ 1,988,192	\$ 3,737,335	\$ 3,737,335	\$ 2,434,852
Charges For Services	-	525	0	100	100	(425)
Other Financing Sources	945,473	3,159,676	2,952,925	2,479,787	2,479,787	(679,889)
<b>Subtotal</b>	<b>\$ 2,585,708</b>	<b>\$ 4,462,684</b>	<b>\$ 4,941,117</b>	<b>\$ 6,217,222</b>	<b>\$ 6,217,222</b>	<b>\$ 1,754,538</b>
Fund Balance	\$ (281,159)	\$ 1,099,078	\$ 1,286,290	\$ 118,992	\$ 118,992	\$ (980,086)
GF - Restricted Fund Balance Use	-	-	-	429,665	429,665	429,665
General Fund Contributions	15,657,814	14,992,145	14,766,445	18,236,293	18,236,284	3,244,139
<b>Total Source of Funds</b>	<b>\$ 17,962,363</b>	<b>\$ 20,553,907</b>	<b>\$ 20,993,853</b>	<b>\$ 25,002,172</b>	<b>\$ 25,002,163</b>	<b>\$ 4,448,256</b>

## Summary of Recommendation

The Recommended Budget for the Office is \$25,002,163, financed by \$6,217,222 in anticipated program revenue, \$18,236,284 in General Fund Contributions (GFC), \$429,665 in departmental restricted revenue and \$118,992 in departmental fund balance. The budget reflects a reduction associated with the expiration of a Board of State and Community Corrections (BSCC) Proposition 47 (Prop 47) (2014 Criminal Sentences, Misdemeanor Penalties) Cohort 3 grant for programs that address mental health services, substance abuse disorder treatment, diversion programs, or some combination thereof for people in the criminal justice system. The Office experienced higher costs due to wage adjustments, negotiated salaries, and pension contributions.

The Recommended Budget includes \$2,865,873 in augmentations to restore 2.0 full-time equivalent (FTE) Public Defender Investigator III, 5.0 FTE Deputy Public Defender IV attorney position, and a 1.0 FTE Account Clerk, 5.0 FTE Legal Secretary II, 1.0 FTE Accountant, 1.0 FTE Administrative Secretary Confidential, two Temporary DPD IV, a Temporary Legal Secretary II, a Temporary Office Assistant, and a Temporary Intern, for a total of 62.0 FTEs.

## Budget Impacts

The Recommended Budget enables the Office to sustain current service levels for indigent clients in the County. This staffing level ensures that the Public Defender can continue to provide vital services to the community.

Recent legislative changes have imposed additional demands on the Office, necessitating extensive research, case history reviews, and potential resentencing hearings for serious felony cases, as well as increased resources for mental health diversion matters. These time intensive cases require the preparation of written motions, hearings, and writ petitions, which further strain staff and resources. By maintaining adequate staffing levels, the Office will be better equipped to manage this increased workload and continue to serve the community effectively.

The Office continues to encounter significant challenges related to the increasing number of special circumstance cases and those involving charges that carry life sentences. Furthermore, technological advancements have increased the volume of discovery to review, with body camera footage significantly increasing the time needed to advocate for clients effectively. The ongoing development of new holistic programming aimed at assisting clients will impact the budget.

---

## Prior Year Accomplishments

The Office collaborated closely with key stakeholders to effectively design and establish the CARE Court in the County. The team actively engaged with community stakeholders and justice partners to design a framework that addresses the root causes of each individual's entanglement with the justice system, ensuring that their unique circumstances are addressed with compassion and expertise. Community forums and training workshops were held to gather valuable feedback, fostering a collaborative environment that prioritized clients' voices.

The Office launched a Social Worker Internship Program with California State University, Monterey Bay. This initiative is designed to provide valuable hands-on experience for students while enhancing services. The program will continue to be refined to optimize the internship experience, ensuring that it effectively addresses community needs. Moreover, the Office's commitment to expanding post-sentence relief and holistic services throughout the county has been significantly enhanced by the \$8 million grant received this year. This funding has allowed the development of a more effective workflow, integrating services across various agencies to minimize the overlap that often hinders access to resources, and identifying key areas of need to strategically allocate resources, ensuring a seamless experience for individuals seeking assistance.

Alongside these efforts, staff development was prioritized, including in-house training and collaboration with external organizations to equip the team with skills to navigate the evolving landscape of legal defense, ultimately enriching service delivery and impact within the community.

---

## Budget Year Goals

The Office will focus on advancing the successful rollout of the Prop 47 \$8 million grant services through continued collaboration with key stakeholders in the community. The Office is committed to enhancing holistic representation for individuals navigating the legal system, ensuring they receive comprehensive support tailored to their unique circumstances. The goal is to expand presence within the community by increasing access to post-sentence relief and immigration services, thereby empowering individuals with the resources they need to thrive after their legal challenges. Fostering strong partnerships and prioritizing community engagement will create a more just and supportive environment for all clients.

---

## Pending Issues

The Office faces rising costs associated with mandated services yet lacks adequate long-term funding to support these demands. Recent legislation has significantly heightened the Public Defender's workload, particularly with the enactment of Assembly Bill 600 (Chapter 446, Statutes of 2023), which enables judges to resentence individuals under specific conditions, and Assembly Bill 1118 (Chapter 464, Statutes of 2023), which broadens the scope for individuals to present Racial Justice Act claims on appeal, requiring cases to be sent back to trial courts for further review.

In terms of CARE Court and holistic expansion, the Office is broadening its civil-related services to create more comprehensive programming that addresses the needs of the whole person. The Social Worker internship program continues to enhance outreach efforts related to mental health, employment, housing, and substance use disorder. The focus remains on increasing services in underserved areas across the County and strengthening collaborations with justice partners and community outreach organizations to ensure a more integrated approach to support.

---

## Policy Considerations

There are no policy considerations.

## Appropriation Expenditure Detail

Entity Description	Entity Code	Fund Code	Prior Year 2023-2024	Adopted Budget 2024-2025	CY Estimate 2024-2025	Requested Budget 2025-2026	Recommended Budget 2025-2026	Recommended Change from Adopted
<b>Public Defender</b>	<b>PUB100</b>	<b>1001</b>	<b>\$ 17,786,085</b>	<b>\$ 18,943,346</b>	<b>\$ 19,185,851</b>	<b>\$ 24,354,403</b>	<b>\$ 24,354,394</b>	<b>\$ 5,411,048</b>
Alternate Defenders Office	227001	1001	3,008,557	3,063,010	3,115,151	3,173,862	3,173,861	110,851
Public Defender	227002	1001	14,777,528	15,880,336	16,070,700	21,180,540	21,180,533	5,300,197
<b>Public Defender - AB118</b>	<b>PUB101</b>	<b>1300</b>	<b>176,278</b>	<b>1,610,561</b>	<b>1,808,002</b>	<b>647,769</b>	<b>647,769</b>	<b>(962,792)</b>
Public Defender - AB118	227003	1300	176,278	1,610,561	1,808,002	647,769	647,769	(962,792)
<b>Total</b>			<b>\$ 17,962,363</b>	<b>\$ 20,553,907</b>	<b>\$ 20,993,853</b>	<b>\$ 25,002,172</b>	<b>\$ 25,002,163</b>	<b>\$ 4,448,256</b>

## Adopted 2024-2025 to Recommended 2025-2026 Positions

Classification Code	Classification Label	Adopted Budget 2023-2024	Adopted Budget 2024-2025	Recommended Budget 2025-2026	Change
11A18	PUBLIC DEFENDER	1.00	1.00	1.00	0.00
12A06	CHIEF ASSISTANT PUBLIC DEFENDER	1.00	1.00	1.00	0.00
12C11	ASSISTANT PUBLIC DEFENDER	2.00	2.00	2.00	0.00
14C30	MANAGEMENT ANALYST II	2.00	2.00	2.00	0.00
14C31	MANAGEMENT ANALYST III	-	1.00	1.00	0.00
20B10	ACCOUNTANT I	1.00	1.00	1.00	0.00
20B95	FINANCE MANAGER I	1.00	1.00	1.00	0.00
34D40	PUBLIC DEFENDER INVESTIGATOR III	6.00	7.00	7.00	0.00
34D78	CHIEF PUBLIC DEFENDER INVESTIGATOR	1.00	1.00	1.00	0.00
39P31	DEPUTY PUBLIC DEFENDER IV	26.00	27.00	27.00	0.00
39P35	CHIEF DEPUTY PUBLIC DEFENDER	4.00	3.00	3.00	0.00
60B21	PSYCHIATRIC SOCIAL WORKER II	1.00	1.00	1.00	0.00
80A99	ADMINISTRATIVE SECRETARY-CONFIDENTIAL	1.00	1.00	1.00	0.00
80B22	LEGAL SECRETARY II	9.00	9.00	9.00	0.00
80B24	SUPERVISING LEGAL SECRETARY	1.00	1.00	1.00	0.00
80B26	LEGAL SECRETARY III	1.00	1.00	1.00	0.00
80E22	OFFICE ASSISTANT III	1.00	1.00	1.00	0.00
80J21	ACCOUNT CLERK	1.00	1.00	1.00	0.00
<b>Total</b>		<b>60.00</b>	<b>62.00</b>	<b>62.00</b>	<b>0.00</b>

## Augmentation Requests

Request Code	Request Name	Ranking Type Name	Requested Amount	Requested FTE	Recommended Budget	Recommended FTE
227001-1001-AUG001	ACCOUNT CLERK	Status Quo Filled Position	96,838	1.00	96,837	1.00
227002-1001-AUG001	DEPUTY PUBLIC DEFENDER IV	Status Quo Filled Position	314,385	1.00	314,384	1.00
227002-1001-AUG002	DEPUTY PUBLIC DEFENDER IV	Status Quo Filled Position	222,287	1.00	222,286	1.00
227002-1001-AUG003	DEPUTY PUBLIC DEFENDER IV	Status Quo Filled Position	217,642	1.00	217,641	1.00
227002-1001-AUG004	DEPUTY PUBLIC DEFENDER IV	Status Quo Filled Position	322,404	1.00	322,403	1.00

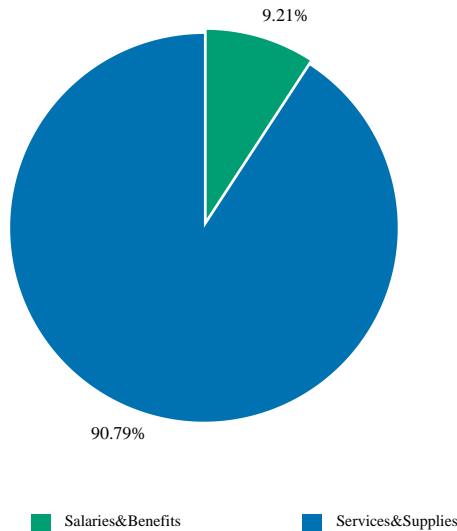
## Augmentation Requests

Request Code	Request Name	Ranking Type Name	Requested Amount	Requested FTE	Recommended Budget	Recommended FTE
227002-1001-AUG005	DEPUTY PUBLIC DEFENDER IV	Status Quo Filled Position	185,827	1.00	185,826	1.00
227002-1001-AUG006	PUBLIC DEFENDER INVESTIGATOR III	Status Quo Filled Position	139,212	1.00	139,211	1.00
227002-1001-AUG007	LEGAL SECRETARY II	Status Quo Filled Position	124,579	1.00	124,579	1.00
227002-1001-AUG008	LEGAL SECRETARY II	Status Quo Filled Position	113,830	1.00	113,830	1.00
227002-1001-AUG009	LEGAL SECRETARY II	Status Quo Filled Position	113,830	1.00	113,830	1.00
227002-1001-AUG010	LEGAL SECRETARY II	Status Quo Filled Position	110,658	1.00	110,658	1.00
227002-1001-AUG011	LEGAL SECRETARY II	Status Quo Filled Position	111,920	1.00	111,920	1.00
227002-1001-AUG012	Temporary - DEPUTY PUBLIC DEFENDER IV	Status Quo Filled Position	122,354	-	122,354	-
227002-1001-AUG013	Temporary - DEPUTY PUBLIC DEFENDER IV	Status Quo Filled Position	99,917	-	99,917	-
227002-1001-AUG014	Temporary LEGAL SECRETARY II	Status Quo Filled Position	65,821	-	65,821	-
227002-1001-AUG015	ACCOUNTANT I	Status Quo Filled Position	153,533	1.00	153,532	1.00
227002-1001-AUG016	ADMINISTRATIVE SECRETARY-CONFIDENTIAL	Status Quo Filled Position	112,999	1.00	112,999	1.00
227002-1001-AUG017	Temporary - OFFICE ASSISTANT I	Status Quo Filled Position	21,777	-	21,777	-
227002-1001-AUG018	Temporary - INTERN	Status Quo Filled Position	20,049	-	20,049	-
227002-1001-AUG019	PUBLIC DEFENDER INVESTIGATOR III	Status Quo Filled Position	196,020	1.00	196,019	1.00
<b>Grand Total:</b>			<b>2,865,882</b>	<b>15.00</b>	<b>2,865,873</b>	<b>15.00</b>

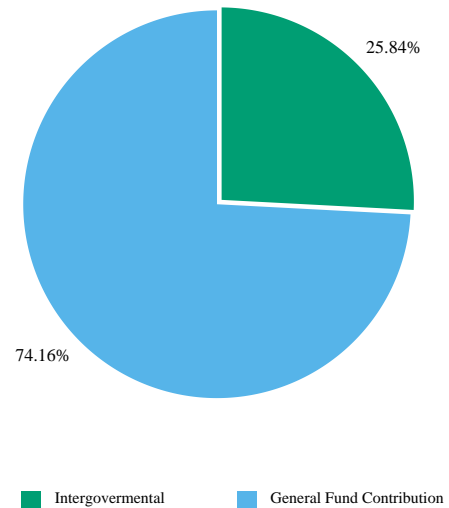
# Alternate Defender's Office

(Budget Unit 227001 - Fund 1001 - Appropriation Unit PUB100)

## Use of Funds



## Source of Funds



## Use of Funds

Expenditures	Prior Year 2023-2024	Adopted Budget 2024-2025	CY Estimate 2024-2025	Requested Budget 2025-2026	Recommended Budget 2025-2026	Recommended Change from Adopted
Salaries and Employee Benefits	\$ 251,621	\$ 270,407	\$ 224,843	\$ 292,244	\$ 292,243	\$ 21,836
Services and Supplies	2,756,936	2,792,603	2,890,307	2,881,619	2,881,619	89,016
Other Charges	0	0	0	0	0	0
<b>Subtotal</b>	<b>\$ 3,008,557</b>	<b>\$ 3,063,010</b>	<b>\$ 3,115,151</b>	<b>\$ 3,173,862</b>	<b>\$ 3,173,861</b>	<b>\$ 110,851</b>

## Source of Funds

Revenues	Prior Year 2023-2024	Adopted Budget 2024-2025	CY Estimate 2024-2025	Requested Budget 2025-2026	Recommended Budget 2025-2026	Recommended Change from Adopted
Intergovernmental Revenues	\$ 652,805	\$ 791,000	\$ 793,094	\$ 820,000	\$ 820,000	\$ 29,000
Other Financing Sources	-	1,500	0	0	0	(1,500)
<b>Subtotal</b>	<b>\$ 652,805</b>	<b>\$ 792,500</b>	<b>\$ 793,094</b>	<b>\$ 820,000</b>	<b>\$ 820,000</b>	<b>\$ 27,500</b>
General Fund Contributions	2,355,752	2,270,510	2,322,057	2,353,862	2,353,861	83,351
<b>Total Source of Funds</b>	<b>\$ 3,008,557</b>	<b>\$ 3,063,010</b>	<b>\$ 3,115,151</b>	<b>\$ 3,173,862</b>	<b>\$ 3,173,861</b>	<b>\$ 110,851</b>

## Unit Description

The Court Assigned Counsel Unit, referred to as the Alternate Defender's Office (ADO), represents clients in criminal cases in which the Public Defender's Office has a conflict of interest or is otherwise unable to accept representation. The ADO meets these mandates through the combination of contract attorneys and panel attorneys. The Chief Alternate Defender maintains operational responsibility and manages the contract attorneys and panel attorneys. Panel attorneys are used when the contract attorneys have a conflict and in cases falling outside the contract, e.g., capital cases. The ADO has a dedicated and diverse team committed to ensuring that the right to effective and competent legal representation in criminal and juvenile cases is a reality for county residents. The ADO provides funds for appointed counsel and related

defense costs, including but not limited to investigations, expert witnesses, forensic laboratory procedures, interpreters, and transcriptions for indigent clients not represented by the Public Defender.

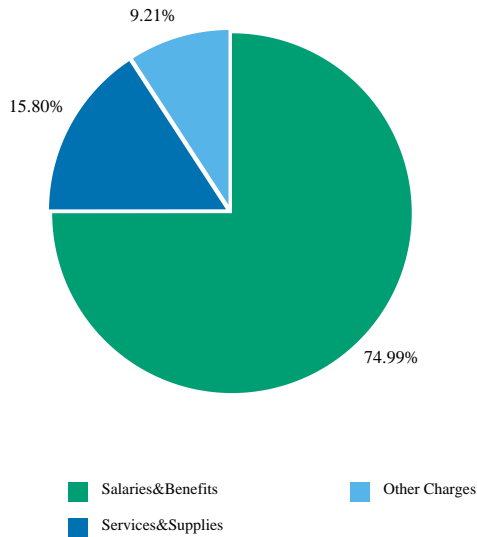
## Recommended FY 2025-2026 Positions

Classification Code	Classification Label	FTE
14C30	MANAGEMENT ANALYST II	1.00
80J21	ACCOUNT CLERK	1.00
Total		2.00

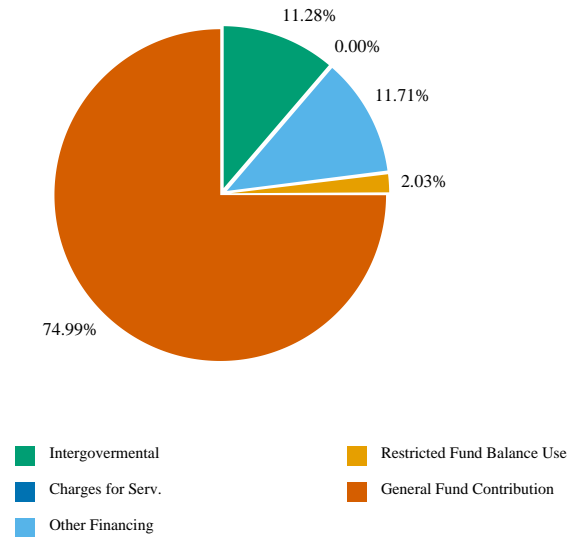
# Public Defender

(Budget Unit 227002 - Fund 1001 - Appropriation Unit PUB100)

## Use of Funds



## Source of Funds



## Use of Funds

Expenditures	Prior Year 2023-2024	Adopted Budget 2024-2025	CY Estimate 2024-2025	Requested Budget 2025-2026	Recommended Budget 2025-2026	Recommended Change from Adopted
Salaries and Employee Benefits	\$ 12,725,943	\$ 14,010,161	\$ 13,584,240	\$ 15,884,228	\$ 15,884,221	\$ 1,874,060
Services and Supplies	1,014,731	1,055,828	1,683,231	3,345,532	3,345,532	2,289,704
Other Charges	1,036,854	814,347	803,229	1,950,780	1,950,780	1,136,433
<b>Subtotal</b>	<b>\$ 14,777,528</b>	<b>\$ 15,880,336</b>	<b>\$ 16,070,700</b>	<b>\$ 21,180,540</b>	<b>\$ 21,180,533</b>	<b>\$ 5,300,197</b>

## Source of Funds

Revenues	Prior Year 2023-2024	Adopted Budget 2024-2025	CY Estimate 2024-2025	Requested Budget 2025-2026	Recommended Budget 2025-2026	Recommended Change from Adopted
Intergovernmental Revenues	\$ 529,993	\$ -	\$ 673,386	\$ 2,388,558	\$ 2,388,558	\$ 2,388,558
Charges For Services	-	525	0	100	100	(425)
Other Financing Sources	945,473	3,158,176	2,952,925	2,479,787	2,479,787	(678,389)
<b>Subtotal</b>	<b>\$ 1,475,466</b>	<b>\$ 3,158,701</b>	<b>\$ 3,626,311</b>	<b>\$ 4,868,445</b>	<b>\$ 4,868,445</b>	<b>\$ 1,709,744</b>
GF - Restricted Fund Balance Use	-	-	-	429,665	429,665	429,665
General Fund Contributions	13,302,062	12,721,635	12,444,389	15,882,430	15,882,423	3,160,788
<b>Total Source of Funds</b>	<b>\$ 14,777,528</b>	<b>\$ 15,880,336</b>	<b>\$ 16,070,700</b>	<b>\$ 21,180,540</b>	<b>\$ 21,180,533</b>	<b>\$ 5,300,197</b>

## Unit Description

The Public Defender provides legal representation to indigent persons in local Superior Court matters. While most clients are defendants in criminal cases, the Public Defender also provides representation in probate, conservatorship, and limited civil matters, including when mental health clients' liberty may be at risk.

The Office also provides representation of youth in matters within the jurisdiction of the juvenile courts. This function includes having an attorney available around the clock to consult with arrested juveniles before they undergo questioning.

The Office functions allow the County to meet its obligations imposed under the Constitutions of the United States and California and other applicable statutes such as California Government Code section 27706, which lists the duties of the public defender.

## Recommended FY 2025-2026 Positions

Classification Code	Classification Label	FTE
11A18	PUBLIC DEFENDER	1.00
12A06	CHIEF ASSISTANT PUBLIC DEFENDER	1.00

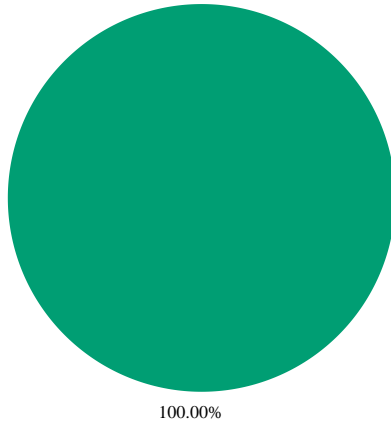


12C11	ASSISTANT PUBLIC DEFENDER	2.00
14C30	MANAGEMENT ANALYST II	1.00
14C31	MANAGEMENT ANALYST III	1.00
20B10	ACCOUNTANT I	1.00
20B95	FINANCE MANAGER I	1.00
34D40	PUBLIC DEFENDER INVESTIGATOR III	7.00
34D78	CHIEF PUBLIC DEFENDER INVESTIGATOR	1.00
39P31	DEPUTY PUBLIC DEFENDER IV	27.00
39P35	CHIEF DEPUTY PUBLIC DEFENDER	3.00
60B21	PSYCHIATRIC SOCIAL WORKER II	1.00
80A99	ADMINISTRATIVE SECRETARY- CONFIDENTIAL	1.00
80B22	LEGAL SECRETARY II	9.00
80B24	SUPERVISING LEGAL SECRETARY	1.00
80B26	LEGAL SECRETARY III	1.00
80E22	OFFICE ASSISTANT III	1.00
Total		60.00

# Public Defender – 2011 Realignment (AB118)

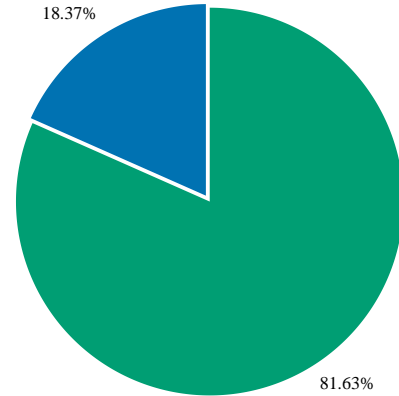
(Budget Unit 227003 - Fund 1300 - Appropriation Unit PUB101)

## Use of Funds



Other Fin. Uses

## Source of Funds



Intergovernmental

Fund Balance

## Use of Funds

Expenditures	Prior Year 2023-2024	Adopted Budget 2024-2025	CY Estimate 2024-2025	Requested Budget 2025-2026	Recommended Budget 2025-2026	Recommended Change from Adopted
Other Financing Uses	\$ 176,278	\$ 1,610,561	\$ 1,808,002	\$ 647,769	\$ 647,769	\$ (962,792)
<b>Subtotal</b>	<b>\$ 176,278</b>	<b>\$ 1,610,561</b>	<b>\$ 1,808,002</b>	<b>\$ 647,769</b>	<b>\$ 647,769</b>	<b>\$ (962,792)</b>

## Source of Funds

Revenues	Prior Year 2023-2024	Adopted Budget 2024-2025	CY Estimate 2024-2025	Requested Budget 2025-2026	Recommended Budget 2025-2026	Recommended Change from Adopted
Intergovernmental Revenues	\$ 457,437	\$ 511,483	\$ 521,712	\$ 528,777	\$ 528,777	\$ 17,294
<b>Subtotal</b>	<b>\$ 457,437</b>	<b>\$ 511,483</b>	<b>\$ 521,712</b>	<b>\$ 528,777</b>	<b>\$ 528,777</b>	<b>\$ 17,294</b>
Fund Balance	\$ (281,159)	\$ 1,099,078	\$ 1,286,290	\$ 118,992	\$ 118,992	\$ (980,086)
<b>Total Source of Funds</b>	<b>\$ 176,278</b>	<b>\$ 1,610,561</b>	<b>\$ 1,808,002</b>	<b>\$ 647,769</b>	<b>\$ 647,769</b>	<b>\$ (962,792)</b>

## Unit Description

The FY 2011-12 state budget enacted a shift or realignment of state program responsibilities and revenues to local governments (Public Safety Realignment Act of 2011, Assembly Bills (ABs) 109 and 117, Chapters 15 and 36, Statutes of 2011). To support realigned criminal justice, mental health, and social services programs, the Legislature passed Assembly Bill 118 (Chapter 40, Statutes of 2011), which created the new Local Revenue Fund 2011. For transparency in reporting, the County established Fund 1300 to account for all related public safety realignment revenues and provide an accounting structure. A portion of state sales tax and vehicle license fee revenues are deposited, with operating transfers to reimburse the General Fund from Fund 1300 for realigned program payments.

---

# Sheriff-Coroner

---

## Departmental Overview:

The Sheriff-Coroner is an elected official per the authority of the California Government Code and Health and Safety Code and provides public safety services to residents. Services include 24-hour uniformed patrol, the investigation of crimes, criminal records management and community policing. The Office is also responsible for the safekeeping and security of persons arrested by any law enforcement agency in the county. In fulfilling the duties of the Coroner, staff investigates reportable deaths to determine the cause and manner of those deaths. Additionally, through the California Office of Emergency Services Law Enforcement Mutual Aid Plan the Sheriff's Office serves as the County Operational Area Law Enforcement Mutual Aid Coordinator responsible for first response and coordination of local, regional and statewide resources to serve all municipal law enforcement agencies within the County.

## Programs and Functions:

The Sheriff's Office provides general law enforcement, investigations, custody services, court security, coroner operations, canine, air and drone operations, special weapons and tactics services, explosive ordinance response, dive search and rescue, crisis negotiations, land-based search and rescue operations and law enforcement support.

## Office's Contributions to the County's Prior Strategic Initiatives:

### PUBLIC SAFETY

The Sheriff's Office promotes safe communities by providing proactive patrol, investigations and crime prevention efforts.

### ECONOMIC DEVELOPMENT

The Office provides essential public safety services and keeping the county safe enhances people's desire to live, work, and recreate in the county.

### ADMINISTRATION

The Sheriff's executive management team meets weekly to develop policies to improve services to the public. The team engages other County offices and departments, the judiciary, and the public on a regular basis to assess current service delivery models. As an elected official, the Sheriff meets with the public to discuss public safety policy and obtain community input and feedback on operational issues.

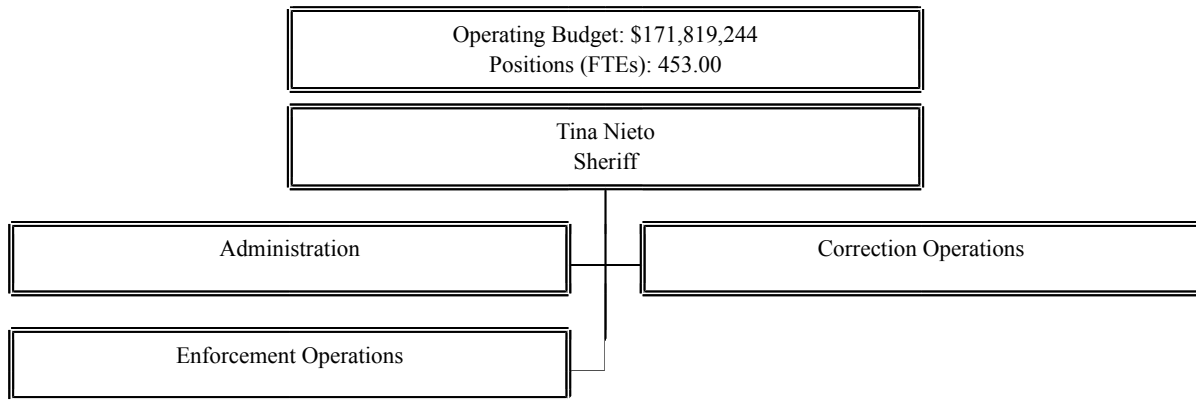
### HEALTH AND HUMAN SERVICES

Deputy Sheriffs are first responders and quickly deploy to disasters that jeopardize the health and safety of the community. Their daily interactions with the most vulnerable populations in the community foster trust and build partnerships that connect citizens with services.

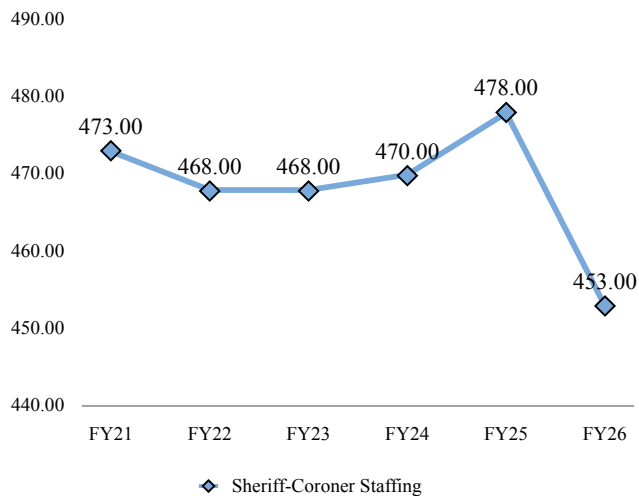
### INFRASTRUCTURE

The Office provides infrastructure protection through rapid responses and collaborative efforts with other public safety partners at the local, state and federal levels.

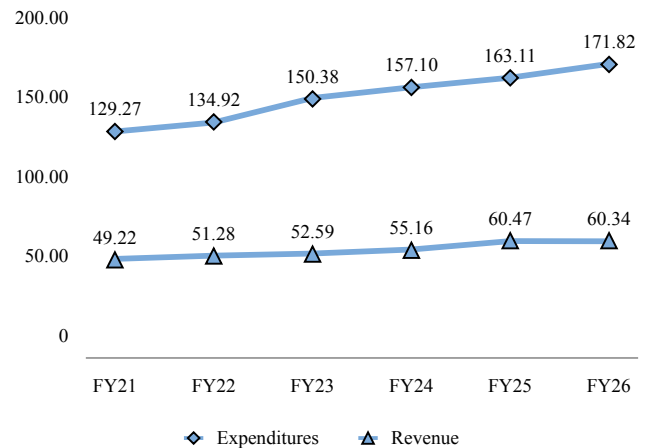




## Staffing Trends



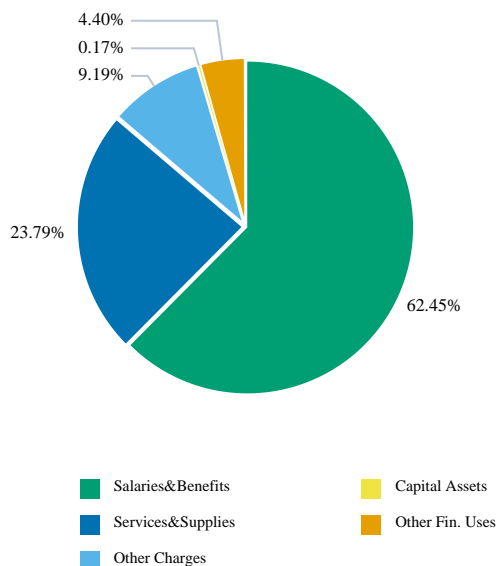
## Expenditure/Revenue History (in millions)



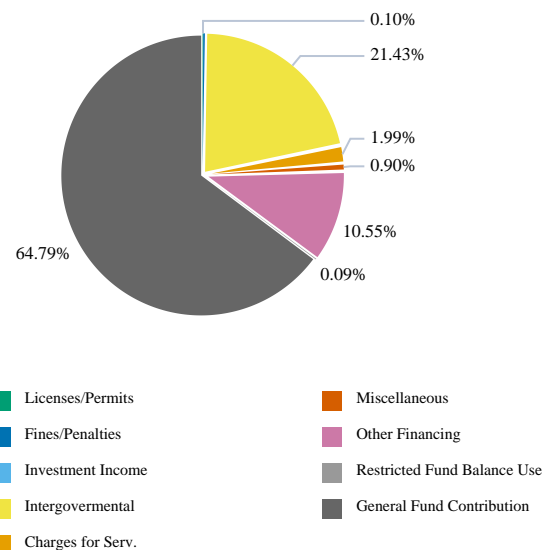
The Sheriff-Coroner Department is divided into three bureaus: Administration Operations, Enforcement Operations (patrol) and Correction Operations (jail).

Key Performance Measures	2022-2023 Actual	2023-2024 Actual	2024-2025 Mid-Year
COB - Number of County Jail bookings processed	9,821	7,291	4,972
COB - Average number of days a released inmate is housed in jail	30	32	20
COB - Number of Jail Program completions	17,431	21,474	14,344
COB - Number of inmate visits	13,772	18,636	9,445
EOB - Number of calls for service completed	71,769	67,009	35,162
EOB - Number of Violent Crimes reported	701	219	112
AOB - Number of applicants background checked	168	106	108
AOB - Number of employees hired	46	42	40
AOB - Number of Worker's Compensation claims department-wide	136	111	43

## Use of Funds



## Source of Funds



## Use of Funds

Expenditures	Prior Year 2023-2024	Adopted Budget 2024-2025	CY Estimate 2024-2025	Requested Budget 2025-2026	Recommended Budget 2025-2026	Recommended Change from Adopted
Salaries and Employee Benefits	\$ 103,402,547	\$ 101,837,199	\$ 100,390,076	\$ 124,366,645	\$ 107,298,797	\$ 5,461,598
Services and Supplies	35,983,234	39,816,271	41,507,761	49,223,235	40,869,535	1,053,264
Other Charges	10,582,539	11,031,284	11,023,929	15,791,311	15,791,311	4,760,027
Capital Assets	913,308	2,671,691	3,350,114	2,495,000	295,000	(2,376,691)
Other Financing Uses	6,221,248	7,749,105	6,996,133	7,564,601	7,564,601	(184,504)
<b>Subtotal</b>	<b>\$ 157,102,876</b>	<b>\$ 163,105,550</b>	<b>\$ 163,268,013</b>	<b>\$ 199,440,792</b>	<b>\$ 171,819,244</b>	<b>\$ 8,713,694</b>

## Source of Funds

Revenues	Prior Year 2023-2024	Adopted Budget 2024-2025	CY Estimate 2024-2025	Requested Budget 2025-2026	Recommended Budget 2025-2026	Recommended Change from Adopted
Licenses, Permits, and Franchises	\$ 102,360	\$ 254,700	\$ 166,975	\$ 166,975	\$ 166,975	\$ (87,725)
Fines	230,003	274,606	182,629	253,000	253,000	(21,606)
Revenue from Use of Money & Property	25,750	67,000	94,500	12,000	12,000	(55,000)
Intergovernmental Revenues	34,100,058	36,667,698	38,315,640	36,816,925	36,816,925	149,227
Charges For Services	4,205,047	4,754,976	4,435,999	3,421,200	3,421,200	(1,333,776)
Miscellaneous Revenues	78,971	610,532	29,679	1,550,293	1,550,293	939,761
Other Financing Sources	16,413,561	17,843,128	16,961,711	18,120,939	18,120,939	277,811
<b>Subtotal</b>	<b>\$ 55,155,750</b>	<b>\$ 60,472,640</b>	<b>\$ 60,187,133</b>	<b>\$ 60,341,332</b>	<b>\$ 60,341,332</b>	<b>\$ (131,308)</b>
Fund Balance	\$ (367,574)	\$ 0	\$ 404,448	\$ 0	\$ 0	\$ 0
GF - Restricted Fund Balance Use	-	-	-	150,000	150,000	150,000
General Fund Contributions	102,314,700	102,632,910	102,676,432	138,949,460	111,327,912	8,695,002
<b>Total Source of Funds</b>	<b>\$ 157,102,876</b>	<b>\$ 163,105,550</b>	<b>\$ 163,268,013</b>	<b>\$ 199,440,792</b>	<b>\$ 171,819,244</b>	<b>\$ 8,713,694</b>

## Summary of Recommendation

The Recommended Budget for the Sheriff's Office includes \$171,819,244 in appropriations, financed by \$60,341,332 in revenues, \$111,327,913 in General Fund Contributions (GFC) and \$150,000 in restricted revenues. It includes \$3,222,787 in augmentations to provide for status quo funding to maintain 21 existing filled baseline positions.

Sheriff-Coroner

The recommended budget represents an increase in appropriations of \$8,713,694 over the FY 2024-25 Modified Budget. These increases in costs are due to increased wages from cost-of-living and step increases, the implementation of countywide wage studies, higher employee pension costs, health insurance, and rising premiums for workers' compensation and general liability programs. The Recommended Budget includes 453 full-time equivalent (FTE) positions.

Unfunded augmentation requests amounting to \$9,574,927 to maintain status quo funding and existing positions and services were not included in the Recommended Budget.

---

## Budget Impacts

The Sheriff's Office will be required to eliminate vacant positions to achieve the recommended funding level. The impacts of cuts in services could lead to: a) the closure of the patrol sub-stations in King City and Monterey; b) reduction in deputies patrolling the unincorporated areas of the County; c) increased patrol response times to community emergencies; d) reduction in corrections deputies; e) reduction of hours and services to the public and a direct impact to the public safety of residents.

The Sheriff's Office began FY 2024-25 with almost no sworn vacancies and currently has 49 mostly professional vacancies. This puts pressure on existing personnel to cover mandatory minimum shift coverage and ensure timely investigations into serious crimes against persons and property.

---

## Prior Year Accomplishments

The Jail implemented a communication system to provide each incarcerated person with a tablet, conduct mail service offsite, and have telephones and visiting kiosks placed throughout the facility.

The Jail completed resurfacing of the wall/floor padding in all the Jail observation and safety cells, installed drug amnesty boxes for use, and put two fentanyl trained canine and handler units into service.

The Jail implemented a medical Sergeant position to oversee day-to-day operations in the Jail and supervise the medical deputy team; an Administrative Sergeant to increase operations efficiency handling the housing units and intake areas; a Facility Sergeant position to create efficiency with Support Services Operations; and a 2nd Classification Sergeant in the Receiving Area to ensure Classification interviews and compliance are accomplished at intake.

The Jail, working with its incarcerated persons food services vendor, launched a micro market for employees to purchase reasonably priced food and drink options due to their inability to leave the facility.

The Board of Supervisors approved the resolution presented by the Sheriff's Office to increase the Vehicle License Fee (VLF) from one dollar (\$1.00) to two dollars (\$2.00) and from two dollars (\$2.00) to four dollars (\$4.00) for commercial vehicles to increase auto theft enforcement operations.

The Sheriff's Office was awarded grant funding through the Homeland Security Grant Program to conduct advanced Special Weapons and Tactics (SWAT) sniper training, SWAT Advanced and Basic courses, advanced canine detection and tracking workshops, Bomb Squad Vehicle Borne Improvised Explosive Devices course, for a bomb suit, a rescue boat for the dive team, a swat kinetic breaching tool, and a Bomb Squad Incident Command vehicle and robot.

The Professional Standards and Training Division implemented a comprehensive inventory control system for full inventory and tracking of all equipment and certified 12 regional California Peace Officer Standards and Training (POST) approved training classes to be hosted at the Sheriff's Office.

The Office deployed 63 FLOCK surveillance cameras to detect and record vehicle license plates across the unincorporated county and

implemented and deployed Axon Taser 10 for less lethal options, Axon body worn cameras, and Axon Interview with updated interview rooms capabilities.

With funding from California Advancing and Innovating Medi-Cal (CalAIM), the Office launched and administers the Re-entry Resource Center, a comprehensive resource hub, bringing together Sheriff and Behavioral Health staff, Community Based Organizations (CBOs), Community Health Workers, Workforce Development, and other essential services.

---

## Budget Year Goals

The Office will implement an in-car video camera system for its Corrections and Enforcement Operations Bureaus fleets.

Make critical infrastructure repairs to the Jail to include: repair and upgrade of door controls to make the two systems compatible and correct and enhance safety issues; mitigate asbestos flooring and replace tiling in the men's pods and women's section failing tile flooring per Board of State and Community Corrections (BSCC) requirements; upgrade and add needed security cameras; address the antiquated Rehabilitation Center, leaking roof, replace failing rain gutters, install new clothes washers and dryers, and to replace resin in the water softeners that protect the interior plumbing.

The Sheriff's Office plans to seek funding for unfunded sworn and professional staff positions to continue its core functions and comply with Constitutional mandates, maintain adequate jail staffing, and increase the number of patrol deputies working in the community.

Expand the countywide law enforcement security camera system to provide digital evidence to support operations and impact criminal activity.

Reestablish the countywide Auto Theft Task Force utilizing the Vehicle License Fee and partner with municipal agencies.

Establish a Special Enforcement Unit to investigate and impact violent gang crimes, engaging partners from the Federal Bureau of Investigation, Bureau of Alcohol, Tobacco and Firearms, Drug Enforcement Agency, Secret Service, and Department of Homeland Security.

---

## Pending Issues

The Public Safety Building remains a critical issue due to lack of basic security, such as ballistic glass at the front counter, doors that secure properly, and protective measures to prevent unauthorized access to the roof of the building. Both Sheriff's Office sub-stations have antiquated security systems as well. The Jail perimeter security fencing is substandard and failing, which endangers employees and risks inmate escape. The Jail has experienced infrastructure failures, such as plumbing, boilers, heating, air conditioning and generators.

The State Trial Court funding remains a pending item. Court Security funding is a top legislative priority for the California State Sheriffs' Association (CSSA). The Sheriff's Office is working with the CSSA legislative team to lobby for additional funding and will continue to work with local Superior Court to ensure staffing falls within the funding allotment given by the state while maintaining safe and secure courthouses.

---

## Policy Considerations

There are no policy considerations.

## Appropriation Expenditure Detail

Entity Description	Entity Code	Fund Code	Prior Year 2023-2024	Adopted Budget 2024-2025	CY Estimate 2024-2025	Requested Budget 2025-2026	Recommended Budget 2025-2026	Recommended Change from Adopted
<b>Sheriff Administration and Enforcement Operations</b>	<b>SHE100</b>	<b>1001</b>	<b>\$ 64,320,055</b>	<b>\$ 65,601,405</b>	<b>\$ 71,153,216</b>	<b>\$ 84,006,907</b>	<b>\$ 71,094,153</b>	<b>\$ 5,492,748</b>
Administration and Indirect Costs	230001	1001	10,445,852	9,893,812	13,933,454	16,931,325	16,537,152	6,643,340
Documentary Services - Civil	230002	1001	1,269,820	1,107,573	1,268,034	1,100,762	1,100,762	(6,811)
Professional Standards	230003	1001	3,016,030	2,650,083	3,368,029	3,250,558	3,250,556	600,473
Documentary Services - Records and Warrants	230004	1001	2,736,243	2,697,978	2,807,979	3,520,960	2,538,239	(159,739)
Patrol Admin	230005	1001	33,644,902	36,633,476	37,404,725	47,475,554	38,071,434	1,437,958
Investigation	230006	1001	9,627,846	10,423,488	9,946,554	7,852,780	6,532,282	(3,891,206)
Community Engagement	230008	1001	3,579,361	2,194,995	2,424,442	2,050,266	1,239,026	(955,969)
Coroner	230009	1001	0	0	0	1,824,701	1,824,701	1,824,701
<b>Sheriff Corrections Operations</b>	<b>SHE101</b>	<b>1001</b>	<b>86,561,573</b>	<b>89,755,040</b>	<b>85,118,663</b>	<b>107,869,284</b>	<b>93,160,490</b>	<b>3,405,450</b>
Court Services	230010	1001	5,715,585	5,384,105	5,439,035	6,686,172	6,686,172	1,302,067
Transportation	230011	1001	0	0	0	2,913,237	2,913,237	2,913,237
Jail Operations and Administration	230012	1001	64,948,694	67,918,055	63,113,530	74,339,500	66,784,407	(1,133,648)
Jail Programs	230013	1001	1,169,574	1,184,500	1,186,307	1,543,293	1,543,293	358,793
Jail Health Services	230014	1001	14,727,719	15,268,380	15,379,790	22,387,080	15,233,380	(35,000)
<b>Sheriff - AB118</b>	<b>SHE102</b>	<b>1300</b>	<b>6,221,248</b>	<b>7,749,105</b>	<b>6,996,133</b>	<b>7,564,601</b>	<b>7,564,601</b>	<b>(184,504)</b>
Court Services - AB118	230020	1300	4,599,220	5,374,105	5,374,105	5,949,601	5,949,601	575,496
Jail Operations and Administration - AB118	230021	1300	840,579	1,015,000	840,579	1,015,000	1,015,000	0
Patrol Admin - AB118	230022	1300	337,404	600,000	337,404	600,000	600,000	0
Coroner and Investigation - AB118	230023	1300	268,645	460,000	268,645	0	0	(460,000)
Narcotics - AB118	230024	1300	175,400	300,000	175,400	0	0	(300,000)
<b>Total</b>			<b>\$ 157,102,87</b>	<b>\$ 163,105,55</b>	<b>\$ 163,268,01</b>	<b>\$ 199,440,79</b>	<b>\$ 171,819,24</b>	<b>\$ 8,713,694</b>

## Adopted 2024-2025 to Recommended 2025-2026 Positions

Classification Code	Classification Label	Adopted Budget 2023-2024	Adopted Budget 2024-2025	Recommended Budget 2025-2026	Change
10B05	SHERIFF	1.00	1.00	1.00	0.00
12A10	CHIEF DEPUTY SHERIFF	3.00	3.00	3.00	0.00
12A13	UNDERSHERIFF	1.00	1.00	1.00	0.00
14B01	PERSONNEL ANALYST	1.00	1.00	1.00	0.00
14C30	MANAGEMENT ANALYST II	-	-	1.00	1.00
14C31	MANAGEMENT ANALYST III	3.00	3.00	3.00	0.00
14G02	MANAGEMENT ANALYST I	1.00	3.00	2.00	(1.00)
14H33	CRIMINAL INTELLIGENCE SPECIALIST	2.00	2.00	1.00	(1.00)
14N05	ADMINISTRATIVE OPERATIONS MANAGER	-	-	1.00	1.00
16F41	DEPARTMENTAL INFORMATION SYSTEMS MANAGER II	1.00	1.00	1.00	0.00
20B11	ACCOUNTANT II	1.00	2.00	2.00	0.00
20B12	ACCOUNTANT III	1.00	1.00	1.00	0.00
20B93	FINANCE MANAGER II	1.00	1.00	1.00	0.00
34E22	FORENSIC EVIDENCE TECHNICIAN	2.00	2.00	2.00	0.00

## Adopted 2024-2025 to Recommended 2025-2026 Positions

Classification Code	Classification Label	Adopted Budget 2023-2024	Adopted Budget 2024-2025	Recommended Budget 2025-2026	Change
34E30	SUPERVISING FORENSIC EVIDENCE TECHNICIAN	1.00	1.00	1.00	0.00
34G21	CIVIL PROCESS SERVER	1.00	1.00	1.00	0.00
34P31	VEHICLE ABATEMENT ENFORCEMENT OFFICER	2.00	2.00	2.00	0.00
36A22	DEPUTY SHERIFF-OPERATIONS	112.00	112.00	101.00	(11.00)
36A23	SHERIFFS SERGEANT	35.00	37.00	38.00	1.00
36A24	SHERIFFS INVESTIGATIVE SERGEANT	3.00	3.00	3.00	0.00
36A81	SHERIFFS CAPTAIN	1.00	1.00	1.00	0.00
36A82	SHERIFFS COMMANDER	10.00	10.00	11.00	1.00
36E21	DEPUTY SHERIFF-CORRECTIONS	153.00	155.00	151.00	(4.00)
43G05	DIGITAL FORENSIC INVESTIGATOR	1.00	1.00	1.00	0.00
43J09	SENIOR DEPARTMENTAL INFORMATION SYSTEMS COORDINATOR	3.00	3.00	3.00	0.00
43J15	SUPERVISING DEPARTMENTAL INFORMATION SYSTEMS COORDINATOR	1.00	2.00	2.00	0.00
50S01	FORENSIC AUTOPSY TECHNICIAN	2.00	2.00	2.00	0.00
60G54	SHERIFF'S WORK ALTERNATIVE SPECIALIST	4.00	4.00	3.00	(1.00)
60I02	PROGRAM MANAGER II	1.00	1.00	1.00	0.00
60S21	CRIME PREVENTION SPECIALIST	1.00	1.00	1.00	0.00
70F80	SENIOR STOREKEEPER	1.00	1.00	1.00	0.00
70K92	SHERIFFS CORRECTIONAL COOK II	5.00	5.00	5.00	0.00
70N10	INMATE SERVICES SPECIALIST	5.00	7.00	5.00	(2.00)
72A40	SENIOR INMATE SERVICES SPECIALIST	1.00	1.00	1.00	0.00
72C25	VEHICLE MAINTENANCE COORDINATOR	1.00	1.00	0.00	(1.00)
80A32	SENIOR SECRETARY	1.00	1.00	1.00	0.00
80A34	SENIOR SECRETARY-CONFIDENTIAL	1.00	1.00	1.00	0.00
80A99	ADMINISTRATIVE SECRETARY-CONFIDENTIAL	1.00	1.00	1.00	0.00
80E22	OFFICE ASSISTANT III	3.00	5.00	3.00	(2.00)
80I01	SENIOR CIVIL CLERK	1.00	-	-	-
80I06	SHERIFFS PROPERTY TECHNICIAN	2.00	2.00	1.00	(1.00)
80I07	CORRECTIONS SPECIALIST	11.00	11.00	11.00	0.00
80I08	SENIOR CORRECTIONS SPECIALIST	3.00	3.00	3.00	0.00
80I10	CUSTODY AND CONTROL SPECIALIST	47.00	47.00	45.00	(2.00)
80I15	SHERIFFS RECORDS SPECIALIST I	2.00	2.00	0.00	(2.00)
80I16	SHERIFFS RECORDS SPECIALIST II	18.00	18.00	15.00	(3.00)
80I17	SENIOR SHERIFFS RECORDS SPECIALIST	5.00	5.00	4.00	(1.00)
80I20	SHERIFFS RECORDS SUPERVISOR	4.00	4.00	4.00	0.00
80J20	ACCOUNTING CLERICAL SUPERVISOR	1.00	-	-	-
80J21	ACCOUNT CLERK	1.00	1.00	1.00	0.00
80J22	SENIOR ACCOUNT CLERK	3.00	3.00	3.00	0.00
80J30	ACCOUNTING TECHNICIAN	4.00	4.00	4.00	0.00
80M02	PATIENT FINANCIAL SERVICES SPECIALIST II	-	1.00	1.00	0.00
<b>Total</b>		<b>470.00</b>	<b>481.00</b>	<b>453.00</b>	<b>(28.00)</b>



## Augmentation Requests

Request Code	Request Name	Ranking Type Name	Requested Amount	Requested FTE	Recommended Budget	Recommended FTE
230001-1001-AUG005	Senior DISC	Request New Position	163,117	1.00	-	-
230001-1001-AUG017	Finance Manager II	Request New Position	231,056	1.00	-	-
230004-1001-AUG003	Records Specialist II	Request New Position	112,043	1.00	-	-
230004-1001-AUG004	Records Specialist II	Request New Position	112,043	1.00	-	-
230004-1001-AUG006	Records Director	Request New Position	200,523	1.00	-	-
230004-1001-AUG074	Records Specialist I	Status Quo Vacant Position	103,727	1.00	-	-
230004-1001-AUG075	Records Specialist II	Status Quo Vacant Position	112,043	1.00	-	-
230004-1001-AUG076	Records Specialist II	Status Quo Vacant Position	112,043	1.00	-	-
230004-1001-AUG077	Records Specialist II	Status Quo Vacant Position	112,043	1.00	-	-
230004-1001-AUG078	Sr Records Specialist	Status Quo Vacant Position	118,257	1.00	-	-
230004-1001-AUG089	Records Specialist II	Status Quo Filled Position	112,043	1.00	112,043	1.00
230004-1001-AUG090	Records Specialist II	Status Quo Filled Position	112,043	1.00	112,043	1.00
230004-1001-AUG091	Records Specialist II	Status Quo Filled Position	112,043	1.00	112,043	1.00
230004-1001-AUG092	Records Specialist II	Status Quo Filled Position	112,043	1.00	112,043	1.00
230004-1001-AUG093	Records Specialist II	Status Quo Filled Position	112,043	1.00	112,043	1.00
230004-1001-AUG094	Position Restore	Status Quo Filled Position	118,257	1.00	118,257	1.00
230004-1001-AUG095	Position Restore	Status Quo Filled Position	118,257	1.00	118,257	1.00
230005-1001-AUG008	AXON	Status Quo Other	2,200,000	-	-	-
230005-1001-AUG011	Vehicle Abatement Officer	Request New Position	151,429	1.00	-	-
230005-1001-AUG012	Vehicle Abatement Officer	Request New Position	151,429	1.00	-	-
230005-1001-AUG013	Vehicle Abatement Officer	Request New Position	151,429	1.00	-	-
230005-1001-AUG014	Vehicle Abatement Officer	Request New Position	151,429	1.00	-	-
230005-1001-AUG016	Overtime	Status Quo Other	750,000	-	-	-
230005-1001-AUG018	COASTAL Deputy Sheriff-Operations	Request New Position	236,887	1.00	-	-
230005-1001-AUG019	COASTAL Deputy Sheriff-Operations	Request New Position	236,887	1.00	-	-
230005-1001-AUG020	COASTAL Deputy Sheriff-Operations	Request New Position	236,887	1.00	-	-
230005-1001-AUG021	COASTAL Deputy Sheriff-Operations	Request New Position	236,887	1.00	-	-
230005-1001-AUG022	SOUTH COUNTY Deputy Sheriff-Operations	Request New Position	236,887	1.00	-	-
230005-1001-AUG023	SOUTH COUNTY Deputy Sheriff-Operations	Request New Position	236,887	1.00	-	-
230005-1001-AUG024	SOUTH COUNTY Deputy Sheriff-Operations	Request New Position	236,887	1.00	-	-
230005-1001-AUG025	SOUTH COUNTY Deputy Sheriff-Operations	Request New Position	236,887	1.00	-	-
230005-1001-AUG028	NORTH COUNTY Deputy Sheriff-Operations	Request New Position	236,887	1.00	-	-

## Augmentation Requests

Request Code	Request Name	Ranking Type Name	Requested Amount	Requested FTE	Recommended Budget	Recommended FTE
230005-1001-AUG029	NORTH COUNTY Deputy Sheriff-Operations	Request New Position	236,887	1.00	-	-
230005-1001-AUG030	NORTH COUNTY Deputy Sheriff-Operations	Request New Position	236,887	1.00	-	-
230005-1001-AUG031	NORTH COUNTY Deputy Sheriff-Operations	Request New Position	236,887	1.00	-	-
230005-1001-AUG032	NORTH COUNTY Deputy Sheriff-Operations	Request New Position	236,887	1.00	-	-
230005-1001-AUG033	NORTH COUNTY Deputy Sheriff-Operations	Request New Position	236,887	1.00	-	-
230005-1001-AUG034	NORTH COUNTY Deputy Sheriff-Operations	Request New Position	236,887	1.00	-	-
230005-1001-AUG035	NORTH COUNTY Deputy Sheriff-Operations	Request New Position	236,887	1.00	-	-
230005-1001-AUG053	Flock Upgrade	New Program/Service w/ General Fund Funding	400,000	-	-	-
230005-1001-AUG064	Deputy - Operations	Status Quo Vacant Position	236,887	1.00	-	-
230005-1001-AUG065	Deputy - Operations	Status Quo Vacant Position	236,887	1.00	-	-
230005-1001-AUG066	Deputy - Operations	Status Quo Vacant Position	236,887	1.00	-	-
230005-1001-AUG067	Deputy - Operations	Status Quo Vacant Position	236,887	1.00	-	-
230005-1001-AUG082	Deputy - Operations	Status Quo Vacant Position	236,887	1.00	-	-
230005-1001-AUG083	Deputy - Operations	Status Quo Vacant Position	236,887	1.00	-	-
230005-1001-AUG084	Deputy - Operations	Status Quo Vacant Position	236,887	1.00	-	-
230005-1001-AUG104	Deputy - Operations	Status Quo Filled Position	236,887	1.00	236,886	1.00
230005-1001-AUG106	Deputy - Operations	Status Quo Filled Position	236,887	1.00	236,886	1.00
230006-1001-AUG026	MADCAT Deputy Sheriff-Operations	Request New Position	236,887	1.00	-	-
230006-1001-AUG027	MADCAT Deputy Sheriff-Operations	Request New Position	236,887	1.00	-	-
230006-1001-AUG068	Investigative Sergeant	Status Quo Vacant Position	276,118	1.00	276,116	1.00
230006-1001-AUG069	Deputy - Operations	Status Quo Vacant Position	236,887	1.00	-	-
230006-1001-AUG070	Property Technician	Status Quo Vacant Position	136,061	1.00	-	-
230006-1001-AUG085	Deputy - Operations	Status Quo Vacant Position	236,887	1.00	-	-
230006-1001-AUG086	Deputy - Operations	Status Quo Vacant Position	236,887	1.00	-	-
230008-1001-AUG010	Community Outreach Office Assistant III	Request New Position	110,564	1.00	-	-
230008-1001-AUG015	Community Outreach Program Manager II	Request New Position	215,875	1.00	-	-
230008-1001-AUG071	Deputy - Operations	Status Quo Vacant Position	236,887	1.00	-	-
230008-1001-AUG072	Intelligence Specialist	Status Quo Vacant Position	141,924	1.00	-	-

## Augmentation Requests

Request Code	Request Name	Ranking Type Name	Requested Amount	Requested FTE	Recommended Budget	Recommended FTE
230008-1001-AUG073	Position Restore	Status Quo Vacant Position	105,990	1.00	-	-
230012-1001-AUG001	PROGRAMS - Management Analyst II	Request New Position	178,242	1.00	-	-
230012-1001-AUG002	COMPLIANCE - Office Assistant III	Request New Position	110,564	1.00	-	-
230012-1001-AUG036	RECEIVING Deputy Sheriff-Corrections	Request New Position	229,082	1.00	-	-
230012-1001-AUG037	RECEIVING Deputy Sheriff-Corrections	Request New Position	229,082	1.00	-	-
230012-1001-AUG038	RECEIVING Deputy Sheriff-Corrections	Request New Position	229,082	1.00	-	-
230012-1001-AUG039	RECEIVING Deputy Sheriff-Corrections	Request New Position	229,082	1.00	-	-
230012-1001-AUG040	MEDICAL TEAM Deputy Sheriff-Corrections	Request New Position	229,082	1.00	-	-
230012-1001-AUG041	MEDICAL TEAM Deputy Sheriff-Corrections	Request New Position	229,082	1.00	-	-
230012-1001-AUG042	MEDICAL TEAM Deputy Sheriff-Corrections	Request New Position	229,082	1.00	-	-
230012-1001-AUG043	MEDICAL TEAM Deputy Sheriff-Corrections	Request New Position	229,082	1.00	-	-
230012-1001-AUG044	BLOCKS Deputy Sheriff-Corrections	Request New Position	229,082	1.00	-	-
230012-1001-AUG045	BLOCKS Deputy Sheriff-Corrections	Request New Position	229,082	1.00	-	-
230012-1001-AUG046	BLOCKS Deputy Sheriff-Corrections	Request New Position	229,082	1.00	-	-
230012-1001-AUG047	BLOCKS Deputy Sheriff-Corrections	Request New Position	229,082	1.00	-	-
230012-1001-AUG048	CLASSIFICATION Deputy Sheriff-Corrections	Request New Position	229,082	1.00	-	-
230012-1001-AUG049	CLASSIFICATION Deputy Sheriff-Corrections	Request New Position	229,082	1.00	-	-
230012-1001-AUG050	CLASSIFICATION Deputy Sheriff-Corrections	Request New Position	229,082	1.00	-	-
230012-1001-AUG051	CLASSIFICATION Deputy Sheriff-Corrections	Request New Position	229,082	1.00	-	-
230012-1001-AUG052	Sheriff-Corrections Overtime	Status Quo Other New Program/Service w/ General Fund	1,250,000	-	-	-
230012-1001-AUG055	Cornerstone	Funding	800,000	-	-	-
230012-1001-AUG058	Deputy-Sheriff-Corrections	Status Quo Vacant Position	229,082	1.00	-	-
230012-1001-AUG059	Custody Control Specialist	Status Quo Vacant Position	128,499	1.00	-	-
230012-1001-AUG060	Management Analyst	Status Quo Vacant Position	158,876	1.00	-	-
230012-1001-AUG061	Office Assistant III	Status Quo Vacant Position	110,564	1.00	-	-
230012-1001-AUG062	Office Assistant III	Status Quo Vacant Position	110,564	1.00	-	-
230012-1001-AUG063	Work Alternative Specialist	Status Quo Vacant Position	126,133	1.00	-	-
230012-1001-AUG079	Deputy-Sheriff Corrections	Status Quo Vacant Position	229,082	1.00	-	-

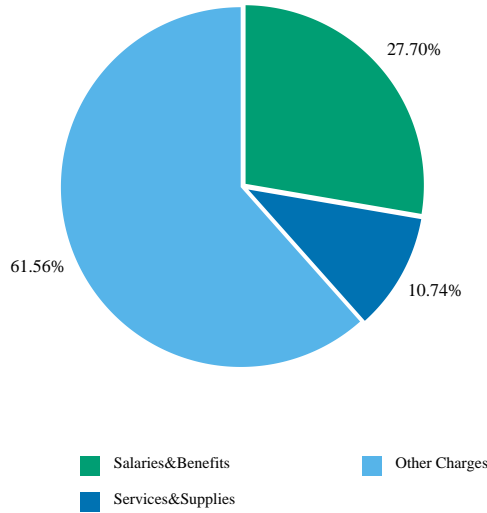
## Augmentation Requests

Request Code	Request Name	Ranking Type Name	Requested Amount	Requested FTE	Recommended Budget	Recommended FTE
230012-1001-AUG080	Deputy - Corrections	Status Quo Vacant Position	229,082	1.00	-	-
230012-1001-AUG081	Deputy - Corrections	Status Quo Vacant Position	229,082	1.00	-	-
230012-1001-AUG096	Corrections Specialist	Status Quo Filled Position	115,481	1.00	115,480	1.00
230012-1001-AUG097	Corrections Specialist	Status Quo Filled Position	115,481	1.00	115,480	1.00
230012-1001-AUG098	Corrections Specialist	Status Quo Filled Position	115,481	1.00	115,480	1.00
230012-1001-AUG099	Custody Control Specialist	Status Quo Filled Position	128,499	1.00	128,497	1.00
230012-1001-AUG100	Custody Control Specialist	Status Quo Filled Position	128,499	1.00	128,497	1.00
230012-1001-AUG101	Custody Control Specialist	Status Quo Filled Position	128,499	1.00	128,497	1.00
230012-1001-AUG102	Custody Control Specialist	Status Quo Filled Position	128,499	1.00	128,497	1.00
230012-1001-AUG103	Custody Control Specialist	Status Quo Filled Position	128,499	1.00	128,497	1.00
230012-1001-AUG105	Deputy - Corrections	Status Quo Filled Position	229,082	1.00	229,081	1.00
230012-1001-AUG107	Deputy - Corrections	Status Quo Filled Position	229,082	1.00	229,081	1.00
230012-1001-AUG108	Position Restore	Status Quo Filled Position	229,082	-	229,081	1.00
230014-1001-AUG007	Outpatient Services	Status Quo Other	7,153,700	-	-	-
<b>Grand Total:</b>			<b>30,844,335</b>	<b>95.00</b>	<b>3,222,787</b>	<b>21.00</b>

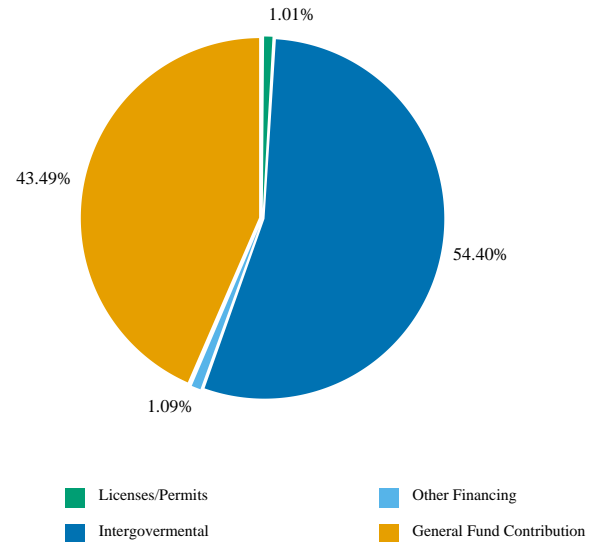
# Administration and Indirect Costs

(Budget Unit 230001 - Fund 1001 - Appropriation Unit SHE100)

**Use of Funds**



**Source of Funds**



**Use of Funds**

Expenditures	Prior Year 2023-2024	Adopted Budget 2024-2025	CY Estimate 2024-2025	Requested Budget 2025-2026	Recommended Budget 2025-2026	Recommended Change from Adopted
Salaries and Employee Benefits	\$ 4,062,690	\$ 4,568,913	\$ 4,296,852	\$ 4,974,317	\$ 4,580,144	\$ 11,231
Services and Supplies	1,659,705	1,800,677	1,870,456	1,776,296	1,776,296	(24,381)
Other Charges	4,701,609	3,434,222	7,676,146	10,180,712	10,180,712	6,746,490
Capital Assets	21,848	90,000	90,000	-	-	(90,000)
<b>Subtotal</b>	<b>\$ 10,445,852</b>	<b>\$ 9,893,812</b>	<b>\$ 13,933,454</b>	<b>\$ 16,931,325</b>	<b>\$ 16,537,152</b>	<b>\$ 6,643,340</b>

**Source of Funds**

Revenues	Prior Year 2023-2024	Adopted Budget 2024-2025	CY Estimate 2024-2025	Requested Budget 2025-2026	Recommended Budget 2025-2026	Recommended Change from Adopted
Licenses, Permits, and Franchises	\$ 102,360	\$ 254,700	\$ 166,975	\$ 166,975	\$ 166,975	\$ (87,725)
Fines	-	6,000	6,495	-	-	(6,000)
Revenue from Use of Money & Property	13,750	55,000	82,500	-	-	(55,000)
Intergovernmental Revenues	8,903,415	8,951,743	8,856,739	8,996,741	8,996,741	44,998
Charges For Services	119,425	75,000	97,063	-	-	(75,000)
Miscellaneous Revenues	3,970	2,250	6,731	-	-	(2,250)
Other Financing Sources	208,034	182,650	216,797	180,763	180,763	(1,887)
<b>Subtotal</b>	<b>\$ 9,350,954</b>	<b>\$ 9,527,343</b>	<b>\$ 9,433,300</b>	<b>\$ 9,344,479</b>	<b>\$ 9,344,479</b>	<b>\$ (182,864)</b>
General Fund Contributions	1,094,898	366,469	4,500,154	7,586,846	7,192,673	6,826,204
<b>Total Source of Funds</b>	<b>\$ 10,445,852</b>	<b>\$ 9,893,812</b>	<b>\$ 13,933,454</b>	<b>\$ 16,931,325</b>	<b>\$ 16,537,152</b>	<b>\$ 6,643,340</b>

## Unit Description

The Sheriff's Office Administration serves as the executive management team that directs the entire organization's activities to achieve its mission

of protecting the lives and property of residents in the county and operating the County Jail. This unit also includes Fiscal and Information Technology services, including budgeting and accounting, payroll, and management information systems support.

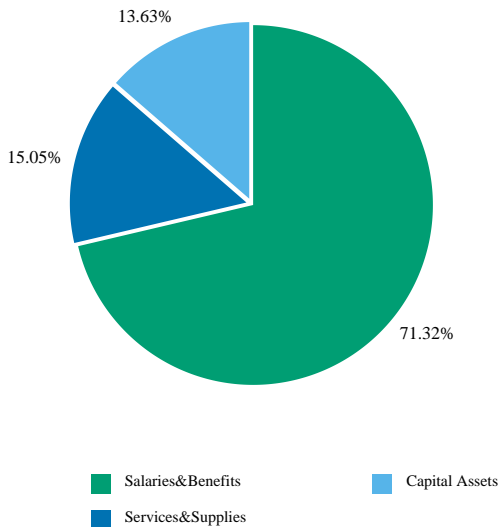
## Recommended FY 2025-2026 Positions

Classification Code	Classification Label	FTE
10B05	SHERIFF	1.00
12A10	CHIEF DEPUTY SHERIFF	1.00
12A13	UNDERSHERIFF	1.00
14B01	PERSONNEL ANALYST	1.00
14C31	MANAGEMENT ANALYST III	1.00
16F41	DEPARTMENTAL INFORMATION SYSTEMS MANAGER II	1.00
20B11	ACCOUNTANT II	2.00
20B12	ACCOUNTANT III	1.00
20B93	FINANCE MANAGER II	1.00
43G05	DIGITAL FORENSIC INVESTIGATOR	1.00
43J09	SENIOR DEPARTMENTAL INFORMATION SYSTEMS COORDINATOR	3.00
43J15	SUPERVISING DEPARTMENTAL INFORMATION SYSTEMS COORDINATOR	2.00
80A34	SENIOR SECRETARY- CONFIDENTIAL	1.00
80A99	ADMINISTRATIVE SECRETARY- CONFIDENTIAL	1.00
80J22	SENIOR ACCOUNT CLERK	3.00
80J30	ACCOUNTING TECHNICIAN	3.00
Total		24.00

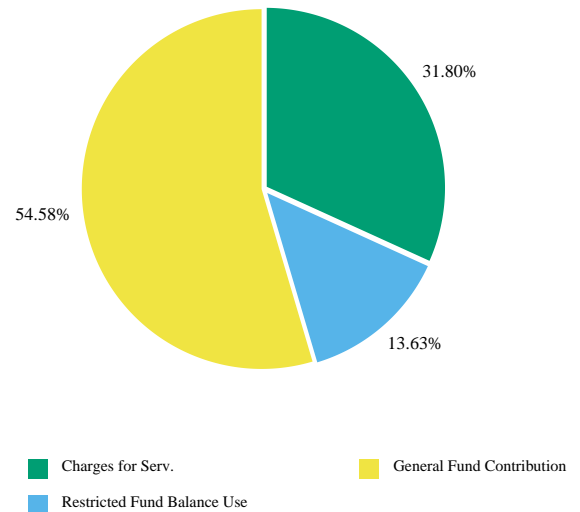
# Documentary Services - Civil

(Budget Unit 230002 - Fund 1001 - Appropriation Unit SHE100)

## Use of Funds



## Source of Funds



## Use of Funds

Expenditures	Prior Year 2023-2024	Adopted Budget 2024-2025	CY Estimate 2024-2025	Requested Budget 2025-2026	Recommended Budget 2025-2026	Recommended Change from Adopted
Salaries and Employee Benefits	\$ 694,576	\$ 700,507	\$ 794,339	\$ 785,113	\$ 785,113	\$ 84,606
Services and Supplies	205,792	167,066	185,380	165,650	165,650	(1,416)
Other Charges	0	0	0	-	-	0
Capital Assets	369,452	240,000	288,315	150,000	150,000	(90,000)
<b>Subtotal</b>	<b>\$ 1,269,820</b>	<b>\$ 1,107,573</b>	<b>\$ 1,268,034</b>	<b>\$ 1,100,762</b>	<b>\$ 1,100,762</b>	<b>\$ (6,811)</b>

## Source of Funds

Revenues	Prior Year 2023-2024	Adopted Budget 2024-2025	CY Estimate 2024-2025	Requested Budget 2025-2026	Recommended Budget 2025-2026	Recommended Change from Adopted
Charges For Services	\$ 173,309	\$ 295,000	\$ 443,743	\$ 350,000	\$ 350,000	\$ 55,000
Miscellaneous Revenues	285	282	172	-	-	(282)
<b>Subtotal</b>	<b>\$ 173,594</b>	<b>\$ 295,282</b>	<b>\$ 443,915</b>	<b>\$ 350,000</b>	<b>\$ 350,000</b>	<b>\$ 54,718</b>
GF - Restricted Fund Balance Use	-	-	-	150,000	150,000	150,000
General Fund Contributions	1,096,226	812,291	824,119	600,762	600,762	(211,529)
<b>Total Source of Funds</b>	<b>\$ 1,269,820</b>	<b>\$ 1,107,573</b>	<b>\$ 1,268,034</b>	<b>\$ 1,100,762</b>	<b>\$ 1,100,762</b>	<b>\$ (6,811)</b>

## Unit Description

This unit processes and serves civil procedures including small claims, earnings withholding orders, real property levies as well as bank levies and evictions. These services are provided throughout the County including locations inside the incorporated cities.

34G21	CIVIL PROCESS SERVER	1.00
36A22	DEPUTY SHERIFF-OPERATIONS	1.00
80J21	ACCOUNT CLERK	1.00
80J30	ACCOUNTING TECHNICIAN	1.00
Total		5.00

## Recommended FY 2025-2026 Positions

Classification Code	Classification Label	FTE
14G02	MANAGEMENT ANALYST I	1.00

Sheriff-Coroner

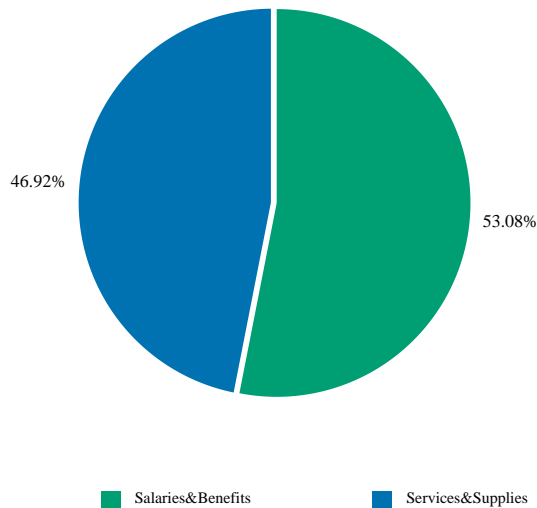
413

County of Monterey Recommended Budget FY 2025-2

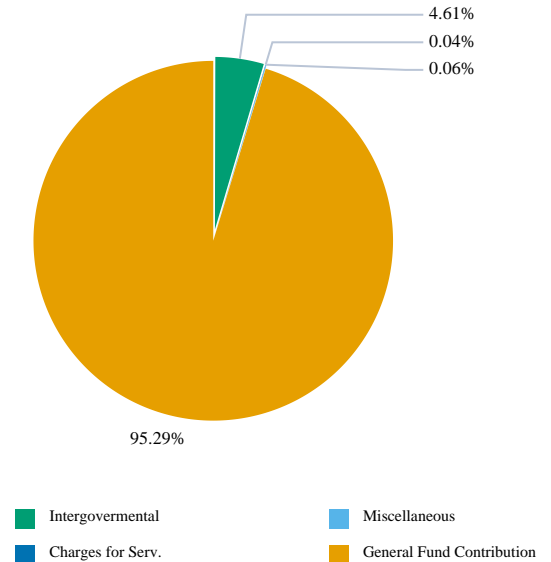
# Professional Standards

(Budget Unit 230003 - Fund 1001 - Appropriation Unit SHE100)

## Use of Funds



## Source of Funds



## Use of Funds

Expenditures	Prior Year 2023-2024	Adopted Budget 2024-2025	CY Estimate 2024-2025	Requested Budget 2025-2026	Recommended Budget 2025-2026	Recommended Change from Adopted
Salaries and Employee Benefits	\$ 1,949,560	\$ 1,643,263	\$ 1,784,334	\$ 1,725,499	\$ 1,725,497	\$ 82,234
Services and Supplies	1,066,470	1,006,820	1,570,016	1,525,060	1,525,060	518,240
Capital Assets	0	0	13,678	0	0	0
<b>Subtotal</b>	<b>\$ 3,016,030</b>	<b>\$ 2,650,083</b>	<b>\$ 3,368,029</b>	<b>\$ 3,250,558</b>	<b>\$ 3,250,556</b>	<b>\$ 600,473</b>

## Source of Funds

Revenues	Prior Year 2023-2024	Adopted Budget 2024-2025	CY Estimate 2024-2025	Requested Budget 2025-2026	Recommended Budget 2025-2026	Recommended Change from Adopted
Intergovernmental Revenues	\$ 129,007	\$ 350,000	\$ 233,519	\$ 150,000	\$ 150,000	\$ (200,000)
Charges For Services	2,142	147	1,125	1,200	1,200	1,053
Miscellaneous Revenues	-	0	8,871	2,000	2,000	2,000
<b>Subtotal</b>	<b>\$ 131,149</b>	<b>\$ 350,147</b>	<b>\$ 243,515</b>	<b>\$ 153,200</b>	<b>\$ 153,200</b>	<b>\$ (196,947)</b>
General Fund Contributions	2,884,881	2,299,936	3,124,514	3,097,358	3,097,356	797,420
<b>Total Source of Funds</b>	<b>\$ 3,016,030</b>	<b>\$ 2,650,083</b>	<b>\$ 3,368,029</b>	<b>\$ 3,250,558</b>	<b>\$ 3,250,556</b>	<b>\$ 600,473</b>

## Unit Description

This unit oversees internal affairs, applicant and volunteer background checks, training, and public information requests. The unit commander is the Sheriff's Office Equal Employment Officer and the Loss Prevention Committee Chair.

36A23	SHERIFFS SERGEANT	2.00
36A82	SHERIFFS COMMANDER	1.00
36E21	DEPUTY SHERIFF-CORRECTIONS	1.00
80A32	SENIOR SECRETARY	1.00
80E22	OFFICE ASSISTANT III	1.00
<b>Total</b>		<b>7.00</b>

## Recommended FY 2025-2026 Positions

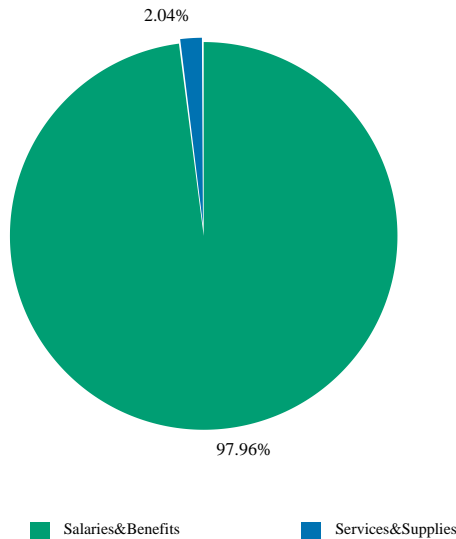
Classification Code	Classification Label	FTE
36A22	DEPUTY SHERIFF-OPERATIONS	1.00



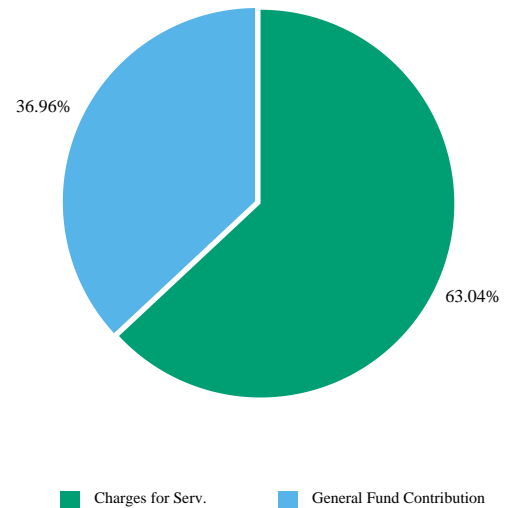
# Documentary Services - Records and Warrants

(Budget Unit 230004 - Fund 1001 - Appropriation Unit SHE100)

## Use of Funds



## Source of Funds



## Use of Funds

Expenditures	Prior Year 2023-2024	Adopted Budget 2024-2025	CY Estimate 2024-2025	Requested Budget 2025-2026	Recommended Budget 2025-2026	Recommended Change from Adopted
Salaries and Employee Benefits	\$ 2,688,925	\$ 2,518,775	\$ 2,618,691	\$ 3,469,202	\$ 2,486,480	\$ (32,295)
Services and Supplies	60,695	179,203	191,303	51,759	51,759	(127,444)
Other Charges	(13,377)	0	(2,016)	-	-	0
<b>Subtotal</b>	<b>\$ 2,736,243</b>	<b>\$ 2,697,978</b>	<b>\$ 2,807,979</b>	<b>\$ 3,520,960</b>	<b>\$ 2,538,239</b>	<b>\$ (159,739)</b>

## Source of Funds

Revenues	Prior Year 2023-2024	Adopted Budget 2024-2025	CY Estimate 2024-2025	Requested Budget 2025-2026	Recommended Budget 2025-2026	Recommended Change from Adopted
Intergovernmental Revenues	\$ 3,281	\$ -	\$ -	\$ -	\$ -	-
Charges For Services	1,610,389	1,525,936	1,570,085	1,600,000	1,600,000	74,064
Miscellaneous Revenues	-	0	92	-	-	0
<b>Subtotal</b>	<b>\$ 1,613,669</b>	<b>\$ 1,525,936</b>	<b>\$ 1,570,177</b>	<b>\$ 1,600,000</b>	<b>\$ 1,600,000</b>	<b>\$ 74,064</b>
General Fund Contributions	1,122,574	1,172,042	1,237,802	1,920,960	938,239	(233,803)
<b>Total Source of Funds</b>	<b>\$ 2,736,243</b>	<b>\$ 2,697,978</b>	<b>\$ 2,807,979</b>	<b>\$ 3,520,960</b>	<b>\$ 2,538,239</b>	<b>\$ (159,739)</b>

## Unit Description

This unit provides support to all bureaus within the Sheriff's Office and law enforcement and criminal justice agencies in the county on a 24/7 basis. Functions include: processing Live Scan fingerprinting for the public, providing arrest records and crime reports, submitting the State Department of Justice (DOJ) required statistics, entering restraining orders, and operating the public information counter. The Warrants Section is the central repository for criminal, traffic and juvenile warrants issued in the County. The unit enters, maintains, and confirms warrants before they are served.

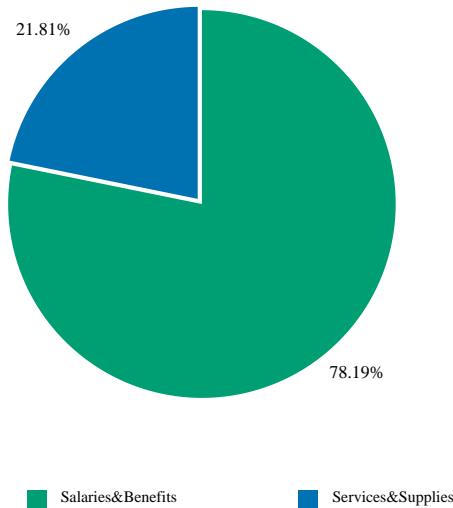
## Recommended FY 2025-2026 Positions

Classification Code	Classification Label	FTE
80I16	SHERIFFS RECORDS SPECIALIST II	15.00
80I17	SENIOR SHERIFFS RECORDS SPECIALIST	4.00
80I20	SHERIFFS RECORDS SUPERVISOR	2.00
Total		21.00

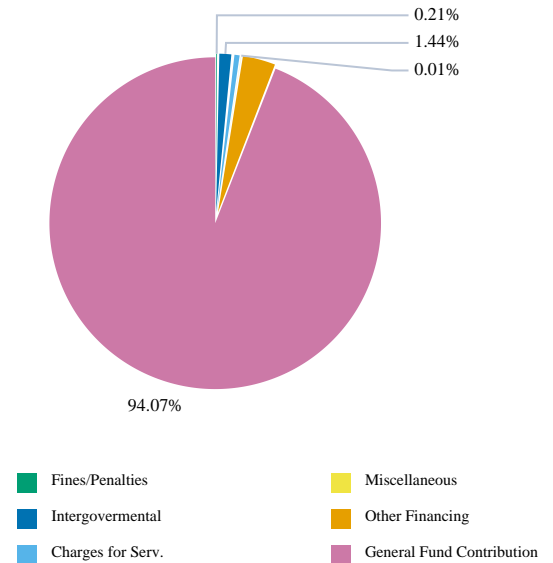
# Enforcement Operations and Administration - Patrol

(Budget Unit 230005 - Fund 1001 - Appropriation Unit SHE100)

## Use of Funds



## Source of Funds



## Use of Funds

Expenditures	Prior Year 2023-2024	Adopted Budget 2024-2025	CY Estimate 2024-2025	Requested Budget 2025-2026	Recommended Budget 2025-2026	Recommended Change from Adopted
Salaries and Employee Benefits	\$ 27,920,179	\$ 27,844,409	\$ 27,179,869	\$ 36,589,029	\$ 29,784,909	\$ 1,940,500
Services and Supplies	5,458,485	6,741,976	7,561,335	8,709,525	8,309,525	1,567,549
Other Charges	32,932	0	0	(23,000)	(23,000)	(23,000)
Capital Assets	233,306	2,047,091	2,663,521	2,200,000	0	(2,047,091)
<b>Subtotal</b>	<b>\$ 33,644,902</b>	<b>\$ 36,633,476</b>	<b>\$ 37,404,725</b>	<b>\$ 47,475,554</b>	<b>\$ 38,071,434</b>	<b>\$ 1,437,958</b>

## Source of Funds

Revenues	Prior Year 2023-2024	Adopted Budget 2024-2025	CY Estimate 2024-2025	Requested Budget 2025-2026	Recommended Budget 2025-2026	Recommended Change from Adopted
Fines	\$ 63,585	\$ 77,298	\$ 59,902	\$ 80,000	\$ 80,000	\$ 2,702
Intergovernmental Revenues	180,544	373,431	1,201,803	550,000	550,000	176,569
Charges For Services	116,320	299,861	0	300,000	300,000	139
Miscellaneous Revenues	48,303	5,000	1,000	5,000	5,000	0
Other Financing Sources	988,164	1,284,974	865,469	1,320,955	1,320,955	35,981
<b>Subtotal</b>	<b>\$ 1,396,915</b>	<b>\$ 2,040,564</b>	<b>\$ 2,128,174</b>	<b>\$ 2,255,955</b>	<b>\$ 2,255,955</b>	<b>\$ 215,391</b>
General Fund Contributions	32,247,987	34,592,912	35,276,551	45,219,600	35,815,480	1,222,568
<b>Total Source of Funds</b>	<b>\$ 33,644,902</b>	<b>\$ 36,633,476</b>	<b>\$ 37,404,725</b>	<b>\$ 47,475,554</b>	<b>\$ 38,071,434</b>	<b>\$ 1,437,958</b>

## Unit Description

This unit is responsible for enforcement operations including patrol, investigations, special operations and support functions and provides general and specialized support to other law enforcement agencies within the county.

The Enforcement Operations and Administration Division oversees the management of three patrol stations. The Coastal Patrol Station serves the designated areas of unincorporated Carmel, Carmel Valley, Pebble Beach, Carmel Highlands, Big Sur, Cachagua, and the Highway 68 corridor from Laureles Grade to Highway 1.

The Central Patrol Station covers the area most affected by crimes (Pajaro, Las Lomas, Castroville and Prunedale) and specifically violent

crimes with the highest number of gang members. The station is home to the highest number of assigned staff and therefore supplies the highest number of deputies to special details that include natural disasters, major crimes, special events and major enforcement actions to include those that occur in local cities such as Salinas. This station trains new deputies assigned to the Patrol Division.

The South County Station patrols the largest geographical area, with responsibility over 1,800 square miles divided into three patrol beats providing coverage of South County from 5th Street, Gonzales to the San Luis Obispo County line, and west to the ridgeline of the Santa Lucia mountain range. The U.S. Army and California National Guard have major installations at Fort Hunter Liggett and Camp Roberts. This area also contains a large portion of the Los Padres National Forest.

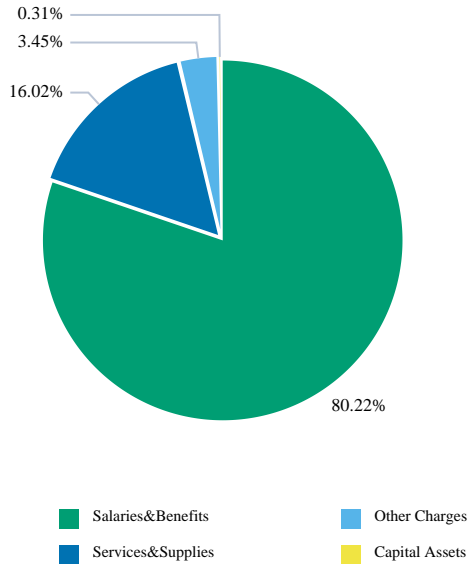
**Recommended FY 2025-2026 Positions**

Classification Code	Classification Label	FTE
12A10	CHIEF DEPUTY SHERIFF	1.00
34P31	VEHICLE ABATEMENT ENFORCEMENT OFFICER	2.00
36A22	DEPUTY SHERIFF-OPERATIONS	84.00
36A23	SHERIFFS SERGEANT	13.00
36A82	SHERIFFS COMMANDER	2.00
80E22	OFFICE ASSISTANT III	1.00
Total		103.00

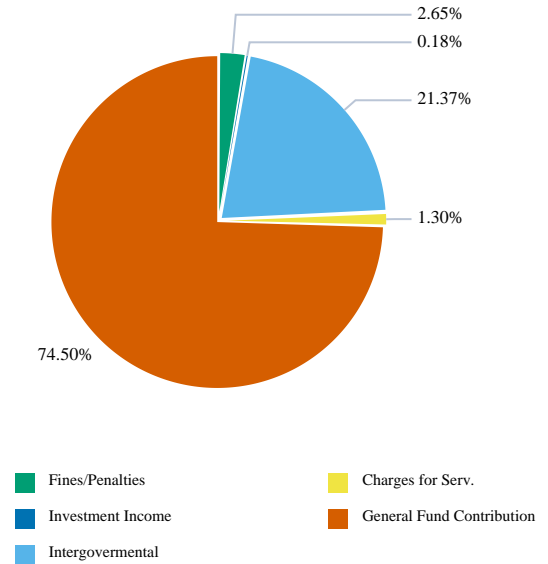
# Investigation

(Budget Unit 230006 - Fund 1001 - Appropriation Unit SHE100)

## Use of Funds



## Source of Funds



## Use of Funds

Expenditures	Prior Year 2023-2024	Adopted Budget 2024-2025	CY Estimate 2024-2025	Requested Budget 2025-2026	Recommended Budget 2025-2026	Recommended Change from Adopted
Salaries and Employee Benefits	\$ 7,097,976	\$ 7,841,254	\$ 7,335,691	\$ 6,560,890	\$ 5,240,392	\$ (2,600,862)
Services and Supplies	2,280,836	2,155,983	2,184,612	1,046,218	1,046,218	(1,109,765)
Other Charges	249,033	206,651	206,651	225,673	225,673	19,022
Capital Assets	-	219,600	219,600	20,000	20,000	(199,600)
<b>Subtotal</b>	<b>\$ 9,627,846</b>	<b>\$ 10,423,488</b>	<b>\$ 9,946,554</b>	<b>\$ 7,852,780</b>	<b>\$ 6,532,282</b>	<b>\$ (3,891,206)</b>

## Source of Funds

Revenues	Prior Year 2023-2024	Adopted Budget 2024-2025	CY Estimate 2024-2025	Requested Budget 2025-2026	Recommended Budget 2025-2026	Recommended Change from Adopted
Fines	\$ 166,418	\$ 191,308	\$ 116,233	\$ 173,000	\$ 173,000	\$ (18,308)
Revenue from Use of Money & Property	12,000	12,000	12,000	12,000	12,000	0
Intergovernmental Revenues	1,179,731	1,250,000	1,354,600	1,396,000	1,396,000	146,000
Charges For Services	103,418	64,390	72,000	85,000	85,000	20,610
Miscellaneous Revenues	-	0	7,881	-	-	0
Other Financing Sources	444,045	688,073	444,045	-	-	(688,073)
<b>Subtotal</b>	<b>\$ 1,905,612</b>	<b>\$ 2,205,771</b>	<b>\$ 2,006,759</b>	<b>\$ 1,666,000</b>	<b>\$ 1,666,000</b>	<b>\$ (539,771)</b>
General Fund Contributions	7,722,234	8,217,717	7,939,796	6,186,780	4,866,282	(3,351,435)
<b>Total Source of Funds</b>	<b>\$ 9,627,846</b>	<b>\$ 10,423,488</b>	<b>\$ 9,946,554</b>	<b>\$ 7,852,780</b>	<b>\$ 6,532,282</b>	<b>\$ (3,891,206)</b>

## Unit Description

This division provides general and specialized support to law enforcement agencies within the county. Broken into two units, violent and property crimes, an analyst and multiple detectives investigate and organize criminal intelligence to guide operational and tactical decisions for complex, sensitive or major felony cases.

## Recommended FY 2025-2026 Positions

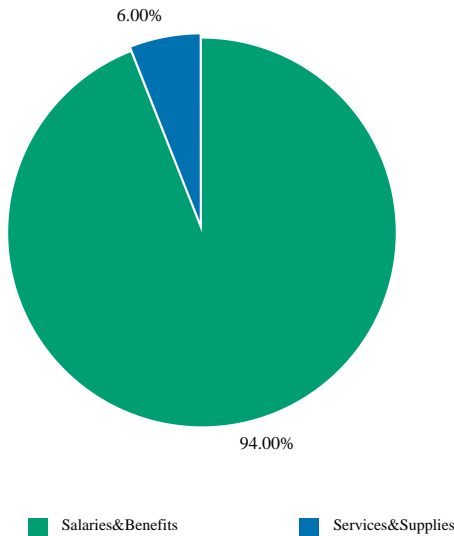
Classification Code	Classification Label	FTE
14C31	MANAGEMENT ANALYST III	1.00
34E22	FORENSIC EVIDENCE TECHNICIAN	2.00

34E30	SUPERVISING FORENSIC EVIDENCE TECHNICIAN	1.00
36A22	DEPUTY SHERIFF-OPERATIONS	11.00
36A24	SHERIFFS INVESTIGATIVE SERGEANT	3.00
36A82	SHERIFFS COMMANDER	1.00
80I06	SHERIFFS PROPERTY TECHNICIAN	1.00
	<u>Total</u>	20.00

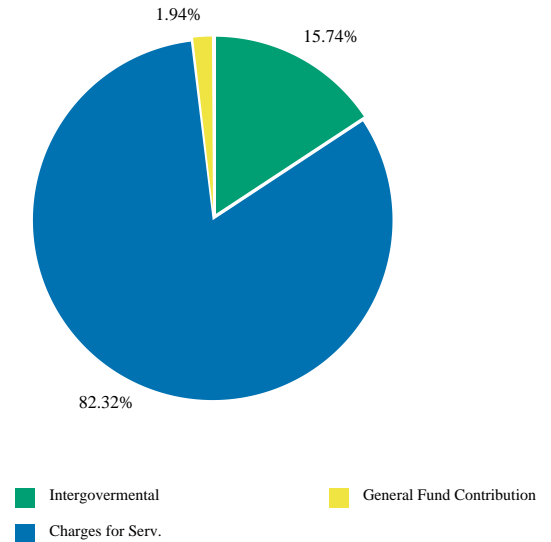
# Community Engagement and Special Enforcement

(Budget Unit 230008 - Fund 1001 - Appropriation Unit SHE100)

## Use of Funds



## Source of Funds



## Use of Funds

Expenditures	Prior Year 2023-2024	Adopted Budget 2024-2025	CY Estimate 2024-2025	Requested Budget 2025-2026	Recommended Budget 2025-2026	Recommended Change from Adopted
Salaries and Employee Benefits	\$ 3,069,966	\$ 1,628,760	\$ 1,854,086	\$ 2,107,481	\$ 1,296,241	\$ (332,519)
Services and Supplies	409,017	706,235	710,357	82,785	82,785	(623,450)
Other Charges	124,130	(140,000)	(140,000)	(140,000)	(140,000)	0
Capital Assets	(23,752)	-	-	-	-	-
<b>Subtotal</b>	<b>\$ 3,579,361</b>	<b>\$ 2,194,995</b>	<b>\$ 2,424,442</b>	<b>\$ 2,050,266</b>	<b>\$ 1,239,026</b>	<b>\$ (955,969)</b>

## Source of Funds

Revenues	Prior Year 2023-2024	Adopted Budget 2024-2025	CY Estimate 2024-2025	Requested Budget 2025-2026	Recommended Budget 2025-2026	Recommended Change from Adopted
Intergovernmental Revenues	\$ 88,480	\$ 150,000	\$ 191,427	\$ 195,000	\$ 195,000	\$ 45,000
Charges For Services	961,117	1,243,142	975,000	1,020,000	1,020,000	(223,142)
Miscellaneous Revenues	22,538	-	0	-	-	-
<b>Subtotal</b>	<b>\$ 1,072,135</b>	<b>\$ 1,393,142</b>	<b>\$ 1,166,427</b>	<b>\$ 1,215,000</b>	<b>\$ 1,215,000</b>	<b>\$ (178,142)</b>
General Fund Contributions	2,507,227	801,853	1,258,015	835,266	24,026	(777,827)
<b>Total Source of Funds</b>	<b>\$ 3,579,361</b>	<b>\$ 2,194,995</b>	<b>\$ 2,424,442</b>	<b>\$ 2,050,266</b>	<b>\$ 1,239,026</b>	<b>\$ (955,969)</b>

## Unit Description

The Community Services unit manages the many special events held each year in the county. These events draw crowds to the area, requiring an additional law enforcement presence. The unit manages the Sheriff's Office fleet of vehicles, volunteer units (Reserves, Mounted, Aero Squad, Sheriff's Emergency Assistance Team), and other specialized teams, including the Search and Rescue Team (SAR). Pursuant to California Government Code section 26614, the Sheriff has the authority to search for and rescue missing persons in the County. Each year, the SAR and

the Dive Team respond to numerous calls for service regarding vehicles over a cliff, lost or injured hikers, divers or swimmers in distress, or other miscellaneous associated calls for service.

In FY 2016-17, the Sheriff's Office expanded the Sheriff's Emergency Assistance Team (SEAT) and the Explorer Post. The SEAT volunteer unit provides personnel to respond to events with traffic control, manning of road blocks, and incident support. SEAT has also begun to provide a cadre of members to conduct Citizens on Patrol activities in the Monterey Peninsula area. This service is expanding to include Central Station and

South County Station coverage. The Explorer Post allows youth to participate in Sheriff’s Office activities while providing limited personnel resources for major events throughout the County.

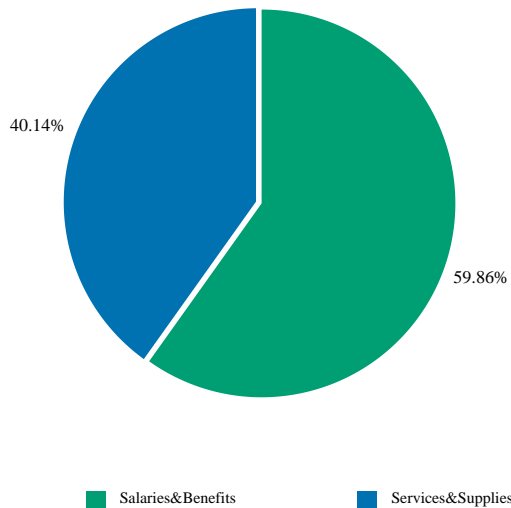
The Special Enforcement unit responds to many critical or high-risk incidents outside the training, experience and equipment capabilities of patrol deputies, including the Special Weapons and Tactical Team (SWAT)/Hostage Negotiators (HNT), the Mobile Field Force (MFF) which responds to civil disobedience and the Bomb Squad/Weapons of Mass Destruction Team. Additionally, this unit manages the Terrorism Liaison Officers who collaborate with the Northern California Regional Intelligence Center (NCRIC), the Crime Analysts who examine trends, and the acquisition, training and daily operations of the canine unit.

Recommended FY 2025-2026 Positions		
Classification Code	Classification Label	FTE
36A23	SHERIFFS SERGEANT	1.00
36A82	SHERIFFS COMMANDER	2.00
60S21	CRIME PREVENTION SPECIALIST	1.00
Total		4.00

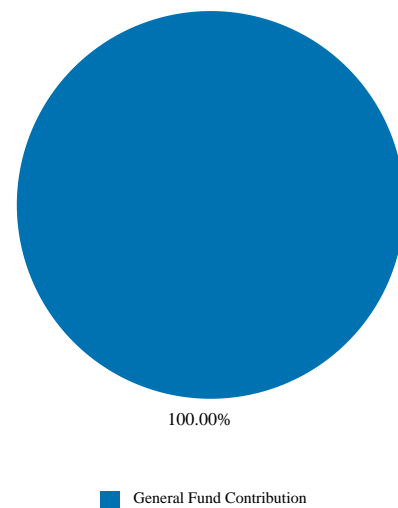
# Coroner

(Budget Unit 230009 - Fund 1001 - Appropriation Unit SHE100)

## Use of Funds



## Source of Funds



## Use of Funds

Expenditures	Prior Year 2023-2024	Adopted Budget 2024-2025	CY Estimate 2024-2025	Requested Budget 2025-2026	Recommended Budget 2025-2026	Recommended Change from Adopted
Salaries and Employee Benefits	\$ -	\$ -	\$ -	\$ 1,092,201	\$ 1,092,201	\$ 1,092,201
Services and Supplies	-	-	-	732,500	732,500	732,500
<b>Subtotal</b>	<b>\$ -</b>	<b>\$ -</b>	<b>\$ -</b>	<b>\$ 1,824,701</b>	<b>\$ 1,824,701</b>	<b>\$ 1,824,701</b>

## Source of Funds

Revenues	Prior Year 2023-2024	Adopted Budget 2024-2025	CY Estimate 2024-2025	Requested Budget 2025-2026	Recommended Budget 2025-2026	Recommended Change from Adopted
<b>Subtotal</b>	<b>\$ -</b>	<b>\$ -</b>	<b>\$ -</b>	<b>\$ -</b>	<b>\$ -</b>	<b>-</b>
General Fund Contributions	-	-	-	1,824,701	1,824,701	1,824,701
<b>Total Source of Funds</b>	<b>\$ -</b>	<b>\$ -</b>	<b>\$ -</b>	<b>\$ 1,824,701</b>	<b>\$ 1,824,701</b>	<b>\$ 1,824,701</b>

## Unit Description

The Coroner Unit completes competent and timely medicolegal forensic investigations of reportable deaths occurring within the county, with a mission to provide timely and accurate answers to survivors of loved ones.

Not all deaths are reportable to the coroner. Reportable deaths fall into 24 categories. Government Code, section 27491 and Health and Safety Code, section 102850 direct the coroner to inquire into and determine the circumstances, manner, and cause of any death, which falls into one of these categories. Like 42 other counties in California, the County is a Sheriff-Coroner County that gives the investigator dual powers as a coroner and peace officer. The Sheriff's Sergeant within the Coroner Unit also chairs the county's Child Death Review Team.

In any death into which the coroner is to inquire, the coroner may take charge of personal effects, valuables, and property of the deceased at the scene of the death or related to the inquiry and hold or safeguard them

until lawful disposition thereof can be made. When requested by other jurisdictions, coroner personnel will also make death notifications to next of kin residing in the County for people who have died in other states or other California counties. The Coroner's Unit may assist the people of the state, as appropriate, in implementing the Uniform Anatomical Gift Act (legal framework for organ donation).

## Recommended FY 2025-2026 Positions

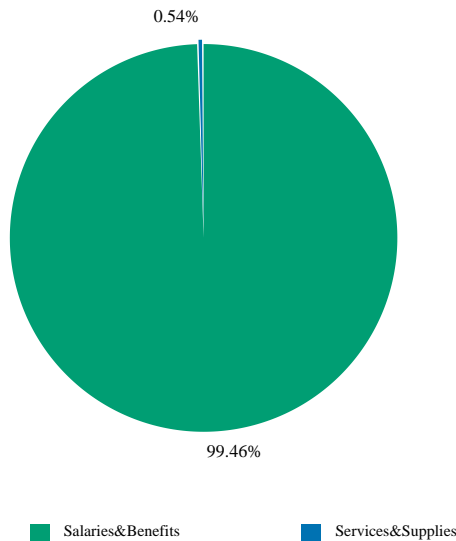
Classification Code	Classification Label	FTE
36A22	DEPUTY SHERIFF-OPERATIONS	4.00
50S01	FORENSIC AUTOPSY TECHNICIAN	2.00
Total		6.00



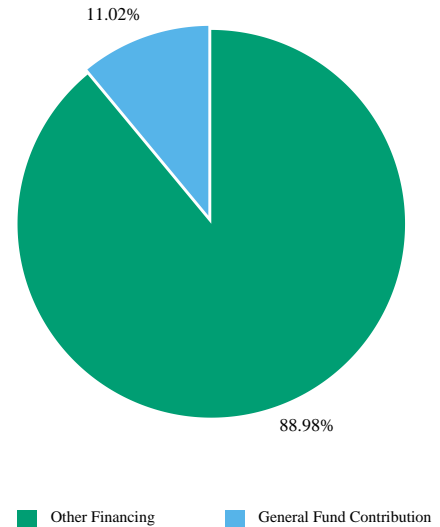
# Court Services

(Budget Unit 230010 - Fund 1001 - Appropriation Unit SHE101)

## Use of Funds



## Source of Funds



## Use of Funds

Expenditures	Prior Year 2023-2024	Adopted Budget 2024-2025	CY Estimate 2024-2025	Requested Budget 2025-2026	Recommended Budget 2025-2026	Recommended Change from Adopted
Salaries and Employee Benefits	\$ 5,125,778	\$ 5,338,567	\$ 5,392,113	\$ 6,650,349	\$ 6,650,349	\$ 1,311,782
Services and Supplies	125,062	45,538	46,922	35,823	35,823	(9,715)
Other Charges	464,745	-	-	-	-	-
<b>Subtotal</b>	<b>\$ 5,715,585</b>	<b>\$ 5,384,105</b>	<b>\$ 5,439,035</b>	<b>\$ 6,686,172</b>	<b>\$ 6,686,172</b>	<b>\$ 1,302,067</b>

## Source of Funds

Revenues	Prior Year 2023-2024	Adopted Budget 2024-2025	CY Estimate 2024-2025	Requested Budget 2025-2026	Recommended Budget 2025-2026	Recommended Change from Adopted
Other Financing Sources	\$ 4,599,220	\$ 5,374,105	\$ 5,252,329	\$ 5,949,601	\$ 5,949,601	\$ 575,496
<b>Subtotal</b>	<b>\$ 4,599,220</b>	<b>\$ 5,374,105</b>	<b>\$ 5,252,329</b>	<b>\$ 5,949,601</b>	<b>\$ 5,949,601</b>	<b>\$ 575,496</b>
General Fund Contributions	1,116,365	10,000	186,706	736,571	736,571	726,571
<b>Total Source of Funds</b>	<b>\$ 5,715,585</b>	<b>\$ 5,384,105</b>	<b>\$ 5,439,035</b>	<b>\$ 6,686,172</b>	<b>\$ 6,686,172</b>	<b>\$ 1,302,067</b>

## Unit Description

This unit manages most aspects of security services for the Superior Court of California, which has 19 judicial officers located at five court locations throughout the County including Salinas, Monterey, Marina, and the Juvenile and Drug Court.

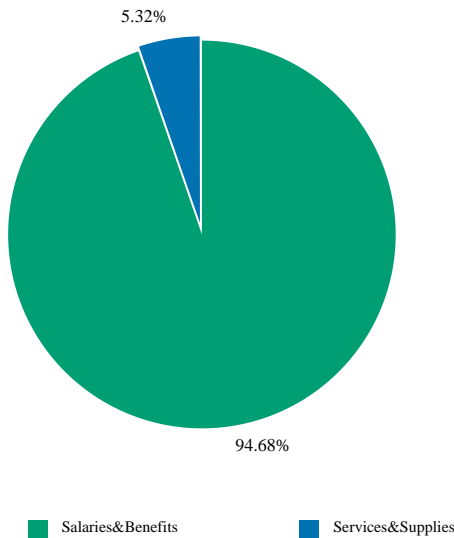
## Recommended FY 2025-2026 Positions

Classification Code	Classification Label	FTE
36A23	SHERIFFS SERGEANT	2.00
36A82	SHERIFFS COMMANDER	1.00
36E21	DEPUTY SHERIFF-CORRECTIONS	20.00
Total		23.00

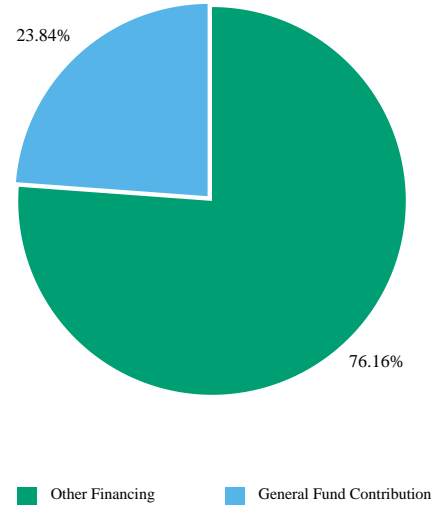
# Transportation

(Budget Unit 230011 - Fund 1001 - Appropriation Unit SHE101)

## Use of Funds



## Source of Funds



## Use of Funds

Expenditures	Prior Year 2023-2024	Adopted Budget 2024-2025	CY Estimate 2024-2025	Requested Budget 2025-2026	Recommended Budget 2025-2026	Recommended Change from Adopted
Salaries and Employee Benefits	\$ -	\$ -	\$ -	\$ 2,758,237	\$ 2,758,237	\$ 2,758,237
Services and Supplies	0	-	-	155,000	155,000	155,000
<b>Subtotal</b>	<b>\$ 0</b>	<b>\$ -</b>	<b>\$ -</b>	<b>\$ 2,913,237</b>	<b>\$ 2,913,237</b>	<b>\$ 2,913,237</b>

## Source of Funds

Revenues	Prior Year 2023-2024	Adopted Budget 2024-2025	CY Estimate 2024-2025	Requested Budget 2025-2026	Recommended Budget 2025-2026	Recommended Change from Adopted
Other Financing Sources	\$ -	\$ -	\$ -	\$ 2,218,725	\$ 2,218,725	\$ 2,218,725
<b>Subtotal</b>	<b>\$ -</b>	<b>\$ -</b>	<b>\$ -</b>	<b>\$ 2,218,725</b>	<b>\$ 2,218,725</b>	<b>\$ 2,218,725</b>
General Fund Contributions	0	-	-	694,512	694,512	694,512
<b>Total Source of Funds</b>	<b>\$ 0</b>	<b>\$ -</b>	<b>\$ -</b>	<b>\$ 2,913,237</b>	<b>\$ 2,913,237</b>	<b>\$ 2,913,237</b>

## Unit Description

This Unit provides safe and secure transportation of incarcerated persons between the jail and courthouses throughout the County and coordinates with other California counties and state correctional facilities, operating 12 vans, 2 buses, and 1 patrol vehicle.

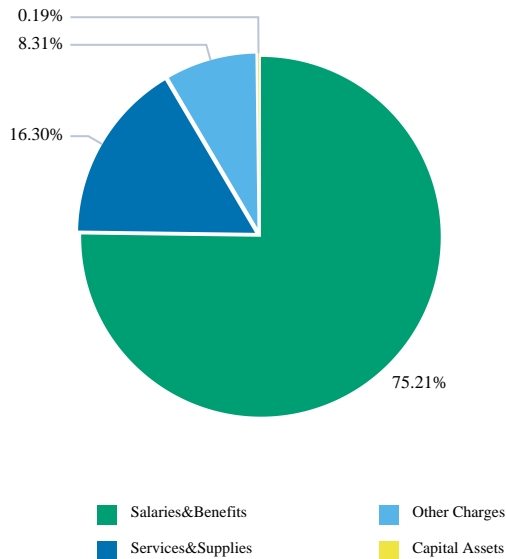
## Recommended FY 2025-2026 Positions

Classification Code	Classification Label	FTE
36A23	SHERIFFS SERGEANT	1.00
36E21	DEPUTY SHERIFF-CORRECTIONS	10.00
Total		11.00

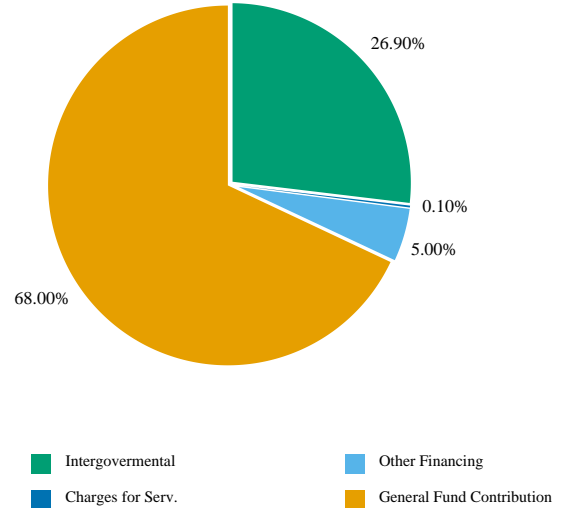
# Jail Operations and Administration

## (Budget Unit 230012 - Fund 1001 - Appropriation Unit SHE101)

**Use of Funds**



**Source of Funds**



**Use of Funds**

Expenditures	Prior Year 2023-2024	Adopted Budget 2024-2025	CY Estimate 2024-2025	Requested Budget 2025-2026	Recommended Budget 2025-2026	Recommended Change from Adopted
Salaries and Employee Benefits	\$ 50,086,832	\$ 49,141,778	\$ 48,533,773	\$ 56,981,684	\$ 50,226,590	\$ 1,084,812
Services and Supplies	9,614,941	11,259,866	11,221,609	11,684,891	10,884,891	(374,975)
Other Charges	4,934,466	7,441,411	3,283,148	5,547,926	5,547,926	(1,893,485)
Capital Assets	312,455	75,000	75,000	125,000	125,000	50,000
<b>Subtotal</b>	<b>\$ 64,948,694</b>	<b>\$ 67,918,055</b>	<b>\$ 63,113,530</b>	<b>\$ 74,339,500</b>	<b>\$ 66,784,407</b>	<b>\$ (1,133,648)</b>

**Source of Funds**

Revenues	Prior Year 2023-2024	Adopted Budget 2024-2025	CY Estimate 2024-2025	Requested Budget 2025-2026	Recommended Budget 2025-2026	Recommended Change from Adopted
Intergovernmental Revenues	\$ 17,026,780	\$ 17,843,419	\$ 19,885,867	\$ 17,964,583	\$ 17,964,583	\$ 121,164
Charges For Services	60,617	62,990	68,911	65,000	65,000	2,010
Miscellaneous Revenues	3,874	603,000	4,932	-	-	(603,000)
Other Financing Sources	4,368,451	5,322,503	5,090,640	3,341,224	3,341,224	(1,981,279)
<b>Subtotal</b>	<b>\$ 21,459,722</b>	<b>\$ 23,831,912</b>	<b>\$ 25,050,350</b>	<b>\$ 21,370,807</b>	<b>\$ 21,370,807</b>	<b>\$ (2,461,105)</b>
General Fund Contributions	43,488,972	44,086,143	38,063,180	52,968,693	45,413,600	1,327,457
<b>Total Source of Funds</b>	<b>\$ 64,948,694</b>	<b>\$ 67,918,055</b>	<b>\$ 63,113,530</b>	<b>\$ 74,339,500</b>	<b>\$ 66,784,407</b>	<b>\$ (1,133,648)</b>

### Unit Description

The Corrections Operations Bureau (COB) is managed by a chief, a captain, and commanders who are responsible for all aspects of corrections operations including, but not limited to inmate care and custody, inmate transportation, court security, inmate programs, contract services administration and support functions for the jail. This unit is responsible for the care and custody of inmates in compliance with BSCC Title 15, Minimum Standards for Local Detention Facilities. This unit

oversees and monitors realigned prisoners as a result of AB 109 and classifies inmates and assigns appropriate housing to those arrested in the County.

The Compliance and Administration Division develops policies and procedures and coordinates with the Office of County Counsel and other agencies on claims and lawsuit response. This unit ensures that all mandated inspections are completed and develops remediation plans for any noted deficiencies. This unit coordinates jail construction and facility

improvement projects for the Sheriff's Office and jail general maintenance. In addition, this unit performs regular compliance monitoring on many bureau functions and provides recommendations for improvements when necessary.

This unit manages the inmate food service and commissary contract with Aramark, purchasing equipment and supplies for the Corrections Operations Bureau, and the inmate phone contract.

This unit manages the jail records unit, which maintains all custody records and is the point of contact for the public at the jail and the Work Alternative Program (WAP) which processes clients into the program, conducts site inspections, and books inmates for the Probation Department's Home Confinement Program and the District Attorney's Office. The WAP alleviates jail crowding by allowing eligible candidates to perform community service hours in lieu of jail time.

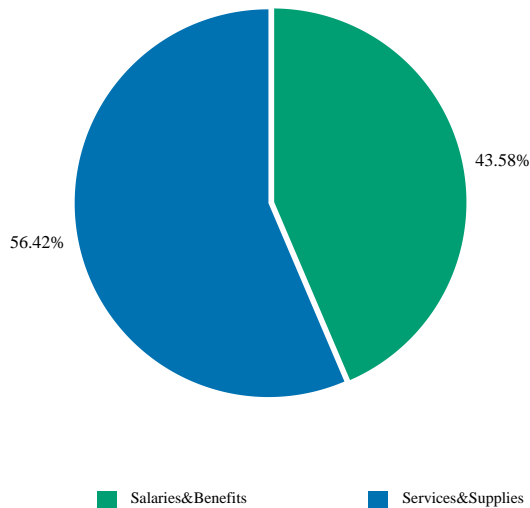
## Recommended FY 2025-2026 Positions

Classification Code	Classification Label	FTE
12A10	CHIEF DEPUTY SHERIFF	1.00
14C30	MANAGEMENT ANALYST II	1.00
14C31	MANAGEMENT ANALYST III	1.00
14G02	MANAGEMENT ANALYST I	1.00
14H33	CRIMINAL INTELLIGENCE SPECIALIST	1.00
14N05	ADMINISTRATIVE OPERATIONS MANAGER	1.00
36A23	SHERIFFS SERGEANT	19.00
36A81	SHERIFFS CAPTAIN	1.00
36A82	SHERIFFS COMMANDER	4.00
36E21	DEPUTY SHERIFF-CORRECTIONS	120.00
60G54	SHERIFF'S WORK ALTERNATIVE SPECIALIST	3.00
60I02	PROGRAM MANAGER II	1.00
70F80	SENIOR STOREKEEPER	1.00
70K92	SHERIFFS CORRECTIONAL COOK II	5.00
70N10	INMATE SERVICES SPECIALIST	1.00
80E22	OFFICE ASSISTANT III	1.00
80I07	CORRECTIONS SPECIALIST	11.00
80I08	SENIOR CORRECTIONS SPECIALIST	3.00
80I10	CUSTODY AND CONTROL SPECIALIST	45.00
80I20	SHERIFFS RECORDS SUPERVISOR	2.00
80M02	PATIENT FINANCIAL SERVICES SPECIALIST II	1.00
Total		224.00

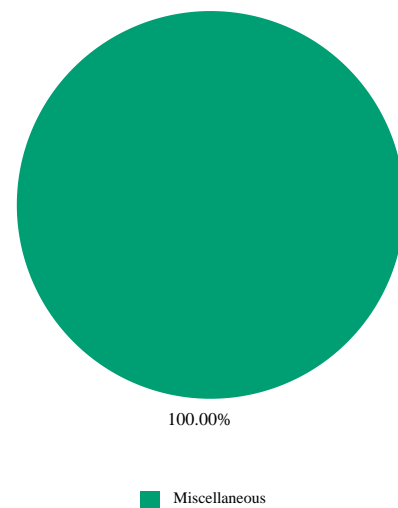
# Jail Programs

(Budget Unit 230013 - Fund 1001 - Appropriation Unit SHE101)

## Use of Funds



## Source of Funds



## Use of Funds

Expenditures	Prior Year 2023-2024	Adopted Budget 2024-2025	CY Estimate 2024-2025	Requested Budget 2025-2026	Recommended Budget 2025-2026	Recommended Change from Adopted
Salaries and Employee Benefits	\$ 706,063	\$ 610,973	\$ 600,328	\$ 672,644	\$ 672,644	\$ 61,671
Services and Supplies	374,512	484,527	585,980	870,650	870,650	386,123
Other Charges	89,000	89,000	-	-	-	(89,000)
<b>Subtotal</b>	<b>\$ 1,169,574</b>	<b>\$ 1,184,500</b>	<b>\$ 1,186,307</b>	<b>\$ 1,543,293</b>	<b>\$ 1,543,293</b>	<b>\$ 358,793</b>

## Source of Funds

Revenues	Prior Year 2023-2024	Adopted Budget 2024-2025	CY Estimate 2024-2025	Requested Budget 2025-2026	Recommended Budget 2025-2026	Recommended Change from Adopted
Charges For Services	\$ 1,058,311	\$ 1,188,510	\$ 1,208,071	\$ 0	\$ 0	\$ (1,188,510)
Miscellaneous Revenues	-	-	-	1,543,293	1,543,293	1,543,293
<b>Subtotal</b>	<b>\$ 1,058,311</b>	<b>\$ 1,188,510</b>	<b>\$ 1,208,071</b>	<b>\$ 1,543,293</b>	<b>\$ 1,543,293</b>	<b>\$ 354,783</b>
General Fund Contributions	111,263	(4,010)	(21,764)	0	0	4,010
<b>Total Source of Funds</b>	<b>\$ 1,169,574</b>	<b>\$ 1,184,500</b>	<b>\$ 1,186,307</b>	<b>\$ 1,543,293</b>	<b>\$ 1,543,293</b>	<b>\$ 358,793</b>

## Unit Description

This unit oversees in-custody and custody alternative programs in the County Jail system. This includes the Inmate Welfare Fund and associated programs, such as educational programs, occupational training, religious instruction, individual/family services, and mail and library services. More than 255 volunteers support this activity.

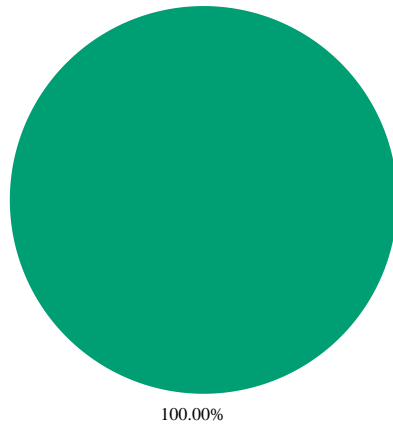
## Recommended FY 2025-2026 Positions

Classification Code	Classification Label	FTE
70N10	INMATE SERVICES SPECIALIST	4.00
72A40	SENIOR INMATE SERVICES SPECIALIST	1.00
<b>Total</b>		<b>5.00</b>

# Jail Health Services

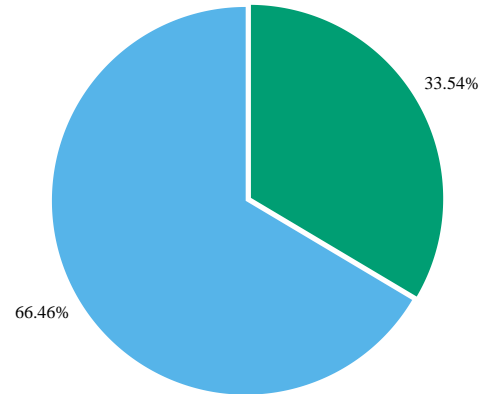
(Budget Unit 230014 - Fund 1001 - Appropriation Unit SHE101)

## Use of Funds



Services&Supplies

## Source of Funds



Other Financing

General Fund Contribution

## Use of Funds

Expenditures	Prior Year 2023-2024	Adopted Budget 2024-2025	CY Estimate 2024-2025	Requested Budget 2025-2026	Recommended Budget 2025-2026	Recommended Change from Adopted
Services and Supplies	\$ 14,727,719	\$ 15,268,380	\$ 15,379,790	\$ 22,387,080	\$ 15,233,380	\$ (35,000)
<b>Subtotal</b>	<b>\$ 14,727,719</b>	<b>\$ 15,268,380</b>	<b>\$ 15,379,790</b>	<b>\$ 22,387,080</b>	<b>\$ 15,233,380</b>	<b>\$ (35,000)</b>

## Source of Funds

Revenues	Prior Year 2023-2024	Adopted Budget 2024-2025	CY Estimate 2024-2025	Requested Budget 2025-2026	Recommended Budget 2025-2026	Recommended Change from Adopted
Other Financing Sources	\$ 5,805,646	\$ 4,990,823	\$ 5,092,431	\$ 5,109,671	\$ 5,109,671	\$ 118,848
<b>Subtotal</b>	<b>\$ 5,805,646</b>	<b>\$ 4,990,823</b>	<b>\$ 5,092,431</b>	<b>\$ 5,109,671</b>	<b>\$ 5,109,671</b>	<b>\$ 118,848</b>
General Fund Contributions	8,922,073	10,277,557	10,287,359	17,277,409	10,123,709	(153,848)
<b>Total Source of Funds</b>	<b>\$ 14,727,719</b>	<b>\$ 15,268,380</b>	<b>\$ 15,379,790</b>	<b>\$ 22,387,080</b>	<b>\$ 15,233,380</b>	<b>\$ (35,000)</b>

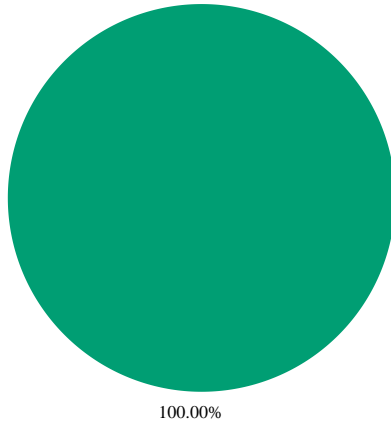
## Unit Description

This program monitors and oversees the inmate medical services provider. The County contracts to provide medical, dental, and psychological services in the jail.

# Court Services – 2011 Realignment (AB118)

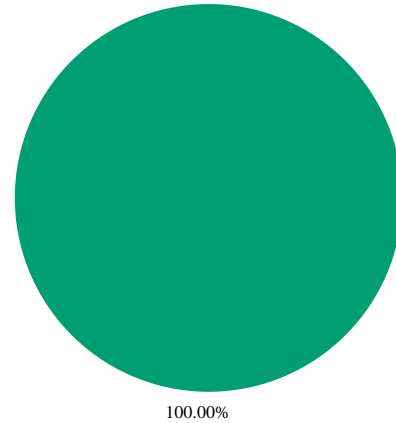
(Budget Unit 230020 - Fund 1300 - Appropriation Unit SHE102)

## Use of Funds



Other Fin. Uses

## Source of Funds



Intergovernmental

## Use of Funds

Expenditures	Prior Year 2023-2024	Adopted Budget 2024-2025	CY Estimate 2024-2025	Requested Budget 2025-2026	Recommended Budget 2025-2026	Recommended Change from Adopted
Other Financing Uses	\$ 4,599,220	\$ 5,374,105	\$ 5,374,105	\$ 5,949,601	\$ 5,949,601	\$ 575,496
<b>Subtotal</b>	<b>\$ 4,599,220</b>	<b>\$ 5,374,105</b>	<b>\$ 5,374,105</b>	<b>\$ 5,949,601</b>	<b>\$ 5,949,601</b>	<b>\$ 575,496</b>

## Source of Funds

Revenues	Prior Year 2023-2024	Adopted Budget 2024-2025	CY Estimate 2024-2025	Requested Budget 2025-2026	Recommended Budget 2025-2026	Recommended Change from Adopted
Intergovernmental Revenues	\$ 5,003,027	\$ 5,374,105	\$ 4,929,969	\$ 5,949,601	\$ 5,949,601	\$ 575,496
<b>Subtotal</b>	<b>\$ 5,003,027</b>	<b>\$ 5,374,105</b>	<b>\$ 4,929,969</b>	<b>\$ 5,949,601</b>	<b>\$ 5,949,601</b>	<b>\$ 575,496</b>
Fund Balance	\$ (403,807)	\$ 0	\$ 444,136	\$ 0	\$ 0	\$ 0
<b>Total Source of Funds</b>	<b>\$ 4,599,220</b>	<b>\$ 5,374,105</b>	<b>\$ 5,374,105</b>	<b>\$ 5,949,601</b>	<b>\$ 5,949,601</b>	<b>\$ 575,496</b>

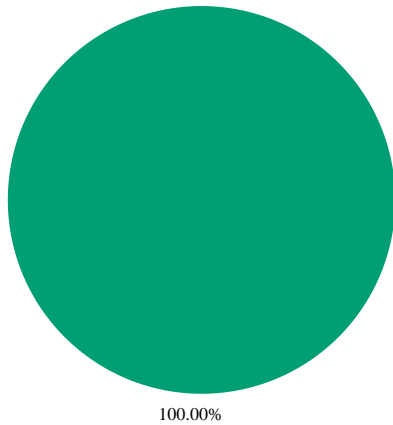
## Unit Description

The FY 2011-12 state budget enacted a shift or realignment of state program responsibilities and revenues to local governments (Public Safety Realignment Act of 2011, Assembly Bills (ABs) 109 and 117, Chapters 15 and 36, Statutes of 2011). To support realigned criminal justice, mental health, and social services programs, the Legislature passed Assembly Bill 118 (Chapter 40, Statutes of 2011), which created the new Local Revenue Fund 2011. For transparency in reporting, the County established Fund 1300 to account for all related public safety realignment revenues and provide an accounting structure. A portion of state sales tax and vehicle license fee revenues are deposited, with operating transfers to reimburse the General Fund from Fund 1300 for realigned program payments.

# Jail Operations and Administration - 2011 Realignment (AB118)

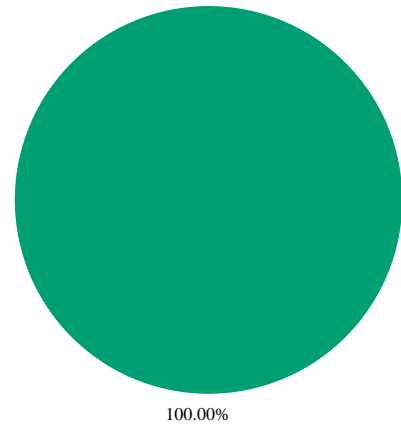
(Budget Unit 230021 - Fund 1300 - Appropriation Unit SHE102)

## Use of Funds



Other Fin. Uses

## Source of Funds



Intergovernmental

## Use of Funds

Expenditures	Prior Year 2023-2024	Adopted Budget 2024-2025	CY Estimate 2024-2025	Requested Budget 2025-2026	Recommended Budget 2025-2026	Recommended Change from Adopted
Other Financing Uses	\$ 840,579	\$ 1,015,000	\$ 840,579	\$ 1,015,000	\$ 1,015,000	\$ 0
<b>Subtotal</b>	<b>\$ 840,579</b>	<b>\$ 1,015,000</b>	<b>\$ 840,579</b>	<b>\$ 1,015,000</b>	<b>\$ 1,015,000</b>	<b>\$ 0</b>

## Source of Funds

Revenues	Prior Year 2023-2024	Adopted Budget 2024-2025	CY Estimate 2024-2025	Requested Budget 2025-2026	Recommended Budget 2025-2026	Recommended Change from Adopted
Intergovernmental Revenues	\$ 840,579	\$ 1,015,000	\$ 840,579	\$ 1,015,000	\$ 1,015,000	\$ 0
<b>Subtotal</b>	<b>\$ 840,579</b>	<b>\$ 1,015,000</b>	<b>\$ 840,579</b>	<b>\$ 1,015,000</b>	<b>\$ 1,015,000</b>	<b>\$ 0</b>
Fund Balance	\$ 0	\$ 0	\$ 0	\$ 0	\$ 0	\$ 0
<b>Total Source of Funds</b>	<b>\$ 840,579</b>	<b>\$ 1,015,000</b>	<b>\$ 840,579</b>	<b>\$ 1,015,000</b>	<b>\$ 1,015,000</b>	<b>\$ 0</b>

## Unit Description


The FY 2011-12 state budget enacted a shift or realignment of state program responsibilities and revenues to local governments (Public Safety Realignment Act of 2011, Assembly Bills (ABs) 109 and 117, Chapters 15 and 36, Statutes of 2011). To support realigned criminal justice, mental health, and social services programs, the Legislature passed Assembly Bill 118 (Chapter 40, Statutes of 2011), which created the new Local Revenue Fund 2011. For transparency in reporting, the County established Fund 1300 to account for all related public safety realignment revenues and provide an accounting structure. A portion of state sales tax and vehicle license fee revenues are deposited, with operating transfers to reimburse the General Fund from Fund 1300 for realigned program payments.



# Enforcement - Patrol – 2011 Realignment (AB118)

(Budget Unit 230022 - Fund 1300 - Appropriation Unit SHE102)


## Use of Funds



100.00%

■ Other Fin. Uses

## Source of Funds



100.00%

■ Intergovernmental

## Use of Funds

Expenditures	Prior Year 2023-2024	Adopted Budget 2024-2025	CY Estimate 2024-2025	Requested Budget 2025-2026	Recommended Budget 2025-2026	Recommended Change from Adopted
Other Financing Uses	\$ 337,404	\$ 600,000	\$ 337,404	\$ 600,000	\$ 600,000	\$ 0
<b>Subtotal</b>	<b>\$ 337,404</b>	<b>\$ 600,000</b>	<b>\$ 337,404</b>	<b>\$ 600,000</b>	<b>\$ 600,000</b>	<b>\$ 0</b>

## Source of Funds

Revenues	Prior Year 2023-2024	Adopted Budget 2024-2025	CY Estimate 2024-2025	Requested Budget 2025-2026	Recommended Budget 2025-2026	Recommended Change from Adopted
Intergovernmental Revenues	\$ 301,171	\$ 600,000	\$ 377,093	\$ 600,000	\$ 600,000	\$ 0
<b>Subtotal</b>	<b>\$ 301,171</b>	<b>\$ 600,000</b>	<b>\$ 377,093</b>	<b>\$ 600,000</b>	<b>\$ 600,000</b>	<b>\$ 0</b>
Fund Balance	\$ 36,233	\$ 0	\$ (39,689)	\$ 0	\$ 0	\$ 0
<b>Total Source of Funds</b>	<b>\$ 337,404</b>	<b>\$ 600,000</b>	<b>\$ 337,404</b>	<b>\$ 600,000</b>	<b>\$ 600,000</b>	<b>\$ 0</b>

## Unit Description

The FY 2011-12 state budget enacted a shift or realignment of state program responsibilities and revenues to local governments (Public Safety Realignment Act of 2011, Assembly Bills (ABs) 109 and 117, Chapters 15 and 36, Statutes of 2011). To support realigned criminal justice, mental health, and social services programs, the Legislature passed Assembly Bill 118 (Chapter 40, Statutes of 2011), which created the new Local Revenue Fund 2011. For transparency in reporting, the County established Fund 1300 to account for all related public safety realignment revenues and provide an accounting structure. A portion of state sales tax and vehicle license fee revenues are deposited, with operating transfers to reimburse the General Fund from Fund 1300 for realigned program payments.

# Coroner and Investigation – 2011 Realignment (AB118)

(Budget Unit 230023 - Fund 1300 - Appropriation Unit SHE102)

## Use of Funds

No data to display

## Source of Funds

No data to display

## Use of Funds

Expenditures	Prior Year 2023-2024	Adopted Budget 2024-2025	CY Estimate 2024-2025	Requested Budget 2025-2026	Recommended Budget 2025-2026	Recommended Change from Adopted
Other Financing Uses	\$ 268,645	\$ 460,000	\$ 268,645	\$ -	\$ -	\$ (460,000)
<b>Subtotal</b>	<b>\$ 268,645</b>	<b>\$ 460,000</b>	<b>\$ 268,645</b>	<b>\$ -</b>	<b>\$ -</b>	<b>\$ (460,000)</b>

## Source of Funds

Revenues	Prior Year 2023-2024	Adopted Budget 2024-2025	CY Estimate 2024-2025	Requested Budget 2025-2026	Recommended Budget 2025-2026	Recommended Change from Adopted
Intergovernmental Revenues	\$ 268,645	\$ 460,000	\$ 268,645	\$ -	\$ -	\$ (460,000)
<b>Subtotal</b>	<b>\$ 268,645</b>	<b>\$ 460,000</b>	<b>\$ 268,645</b>	<b>\$ -</b>	<b>\$ -</b>	<b>\$ (460,000)</b>
Fund Balance	\$ 0	\$ 0	\$ 0	\$ -	\$ -	\$ 0
<b>Total Source of Funds</b>	<b>\$ 268,645</b>	<b>\$ 460,000</b>	<b>\$ 268,645</b>	<b>\$ -</b>	<b>\$ -</b>	<b>\$ (460,000)</b>

## Unit Description

The FY 2011-12 state budget enacted a shift or realignment of state program responsibilities and revenues to local governments (Public Safety Realignment Act of 2011, Assembly Bills (ABs) 109 and 117, Chapters 15 and 36, Statutes of 2011). To support realigned criminal justice, mental health, and social services programs, the Legislature passed Assembly Bill 118 (Chapter 40, Statutes of 2011), which created the new Local Revenue Fund 2011. For transparency in reporting, the County established Fund 1300 to account for all related public safety realignment revenues and provide an accounting structure. A portion of state sales tax and vehicle license fee revenues are deposited, with operating transfers to reimburse the General Fund from Fund 1300 for realigned program payments.

# Probation

## Departmental Overview:

The Probation Department is part of the County's criminal justice system and protects residents by preventing and reducing the frequency, severity, and impact of criminal and delinquent behavior. This is accomplished through prevention activities, preparation of requisite reports, recommendations to the court, enforcement of court orders, assisting victims, and developing methodologies in probation services. The department reports to the local Superior Court for policy and procedural matters, and to the Board of Supervisors for funding and service levels.

## Programs and Functions:

The Probation Department manages the operation of adult and juvenile probation services, including two 24-hour juvenile institutions, and programs that provide alternatives to detention or are designed to deter juveniles from entering the criminal justice system. The department is composed of Administration and four operational divisions: Adult, Juvenile, Juvenile Hall and Youth Center. The Adult Division provides support to the courts, supervises offenders under its jurisdiction, and manages alternative to detention programs. The Juvenile Division provides similar services to court involved and at-risk youth and their families. The two juvenile institutions, Juvenile Hall and Youth Center, provide safe custodial environments for adjudicated youth, as well as in custody and reentry rehabilitative services. The department invests in an array of partnerships and collaborations with County agencies, law enforcement and criminal justice partners, educational institutions and service providers.

## Department's Contributions to the County's Prior Strategic Initiatives:

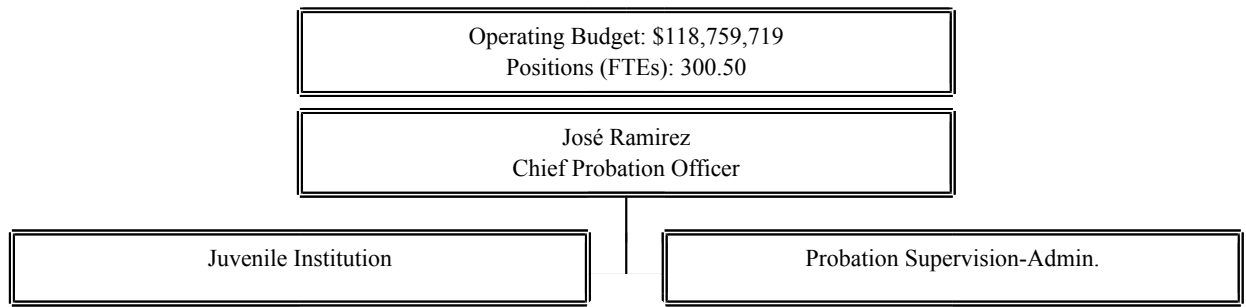
### ADMINISTRATION, HEALTH AND HUMAN SERVICES, INFRASTRUCTURE

The department's administration manages infrastructure and support services: fiscal, including collection of victim restitution, personnel, safety, facilities, fleet, training and technology. The department manages referrals to services for clients, serving at-risk youth, utilizing the therapeutic court model, and working with families to improve the home environment. In addition, the department provides leadership in data sharing projects with the courts and other criminal justice partners, as well as County agencies and service providers.

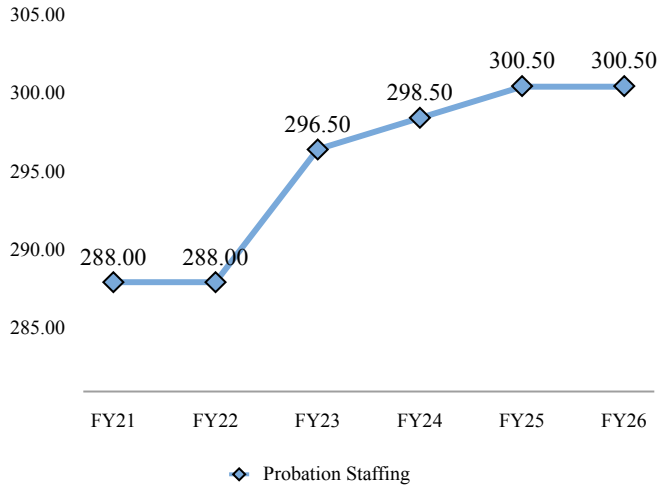
### PUBLIC SAFETY

The department uses evidence-based practices in correctional supervision of adult and juvenile offenders, campus safety and community supervision through participation in therapeutic courts and alternatives to detention, reentry services, and referrals to services addressing criminogenic needs and providing support to client rehabilitation. The department fosters collaboration with criminal justice partners, local law enforcement agencies and service providers. Probationers are assessed for risk and needs and supervised by Probation Officers in accordance with court orders. The department refers clients to community-based service providers and utilizes supervision strategies with the goal of reducing risk factors and supporting positive behavioral changes.

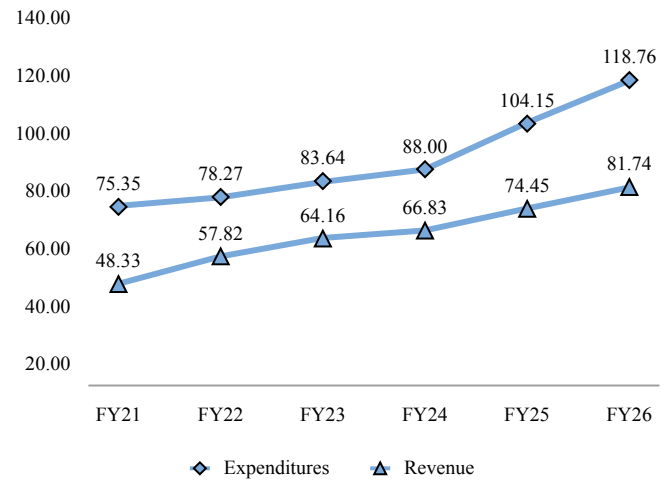




## Staffing Trends



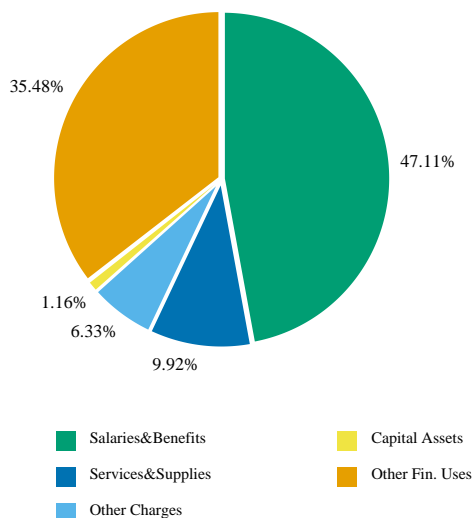
## Expenditure/Revenue History (in millions)



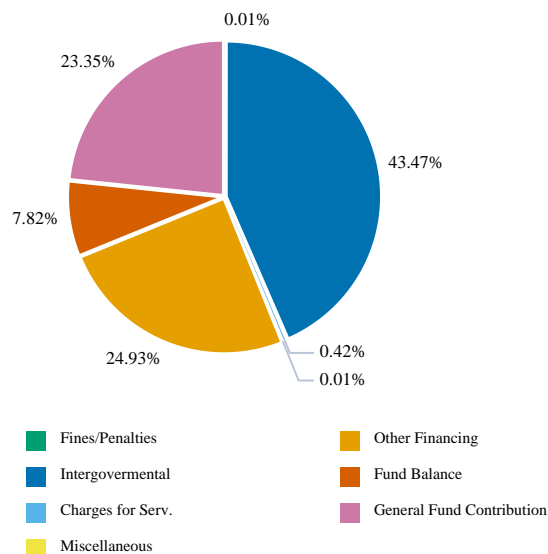
Probationers are assessed and supervised by Probation Officers who monitor compliance with court orders, provide referrals to community based services, and utilize supervision strategies with the goal of reducing risk factors and supporting positive behavioral changes.

Key Performance Measures	2022-2023 Actual	2023-2024 Actual	2024-2025 Mid-Year
Percent of adults who successfully complete probation - Target = 60%	51%	60%	61%
Percent of juveniles who successfully complete probation - Target = 65%	64%	74%	85%
Percent of employees who received an annual EPR - Target = 85%	68%	70%	56%

## Use of Funds



## Source of Funds



## Use of Funds

Expenditures	Prior Year 2023-2024	Adopted Budget 2024-2025	CY Estimate 2024-2025	Requested Budget 2025-2026	Recommended Budget 2025-2026	Recommended Change from Adopted
Salaries and Employee Benefits	\$ 46,751,650	\$ 51,158,243	\$ 49,493,485	\$ 55,942,718	\$ 55,942,718	\$ 4,784,475
Services and Supplies	8,773,448	10,320,477	10,893,395	12,048,460	11,784,660	1,464,183
Other Charges	4,372,354	3,956,970	4,687,724	7,521,701	7,521,701	3,564,731
Capital Assets	891,518	1,937,387	771,690	1,377,875	1,377,875	(559,512)
Other Financing Uses	27,212,706	36,777,367	37,001,941	42,132,764	42,132,764	5,355,397
<b>Subtotal</b>	<b>\$ 88,001,676</b>	<b>\$ 104,150,444</b>	<b>\$ 102,848,235</b>	<b>\$ 119,023,519</b>	<b>\$ 118,759,719</b>	<b>\$ 14,609,275</b>

## Source of Funds

Revenues	Prior Year 2023-2024	Adopted Budget 2024-2025	CY Estimate 2024-2025	Requested Budget 2025-2026	Recommended Budget 2025-2026	Recommended Change from Adopted
Fines	\$ 989	\$ 6,572	\$ 6,580	\$ 6,572	\$ 6,572	0
Intergovernmental Revenues	49,086,585	48,809,727	46,403,325	51,624,838	51,624,838	2,815,111
Charges For Services	302,765	347,631	158,184	497,428	497,428	149,797
Miscellaneous Revenues	62,020	9,996	14,238	9,996	9,996	0
Other Financing Sources	17,382,597	25,275,287	25,275,287	29,603,929	29,603,929	4,328,642
<b>Subtotal</b>	<b>\$ 66,834,956</b>	<b>\$ 74,449,213</b>	<b>\$ 71,857,614</b>	<b>\$ 81,742,763</b>	<b>\$ 81,742,763</b>	<b>\$ 7,293,550</b>
Fund Balance	\$ (6,073,830)	\$ 4,490,819	\$ 6,223,299	\$ 9,285,459	\$ 9,285,459	\$ 4,794,640
General Fund Contributions	27,240,550	25,210,412	24,767,323	27,995,297	27,731,497	2,521,085
<b>Total Source of Funds</b>	<b>\$ 88,001,676</b>	<b>\$ 104,150,444</b>	<b>\$ 102,848,235</b>	<b>\$ 119,023,519</b>	<b>\$ 118,759,719</b>	<b>\$ 14,609,275</b>

## Summary of Recommendation

The FY 2025-26 Recommended Budget for the Probation Department is \$118,759,719, financed by \$81,742,763 in program revenue, \$27,731,505 in General Fund Contribution (GFC), and \$9,285,451 in one-time departmental restricted fund balance.

Appropriations and revenue levels are respectively \$14,609,275 and \$7,293,550 higher than the FY 2024-25 Adopted Budget. The increase is primarily due to operational transfers out from the Local Revenue Fund to reimburse the General Fund (\$5,355,397) plus higher employee salary

costs, employee benefits and pension contributions (\$4,784,475); an increase in cost plan charges (\$3,240,372) and an increase in contracted professional services supporting the Public Safety and Juvenile Realignment programs (\$1,086,750).

An increase in revenue is chiefly funded by a rise in reimbursements of \$2.8 million in state and federal monies for the Juvenile and Adult Realignment programs and the California Advancing and Innovating Medi-Cal (CalAIM) initiative, and an increase of operational transfers-in of \$4.3 million from state funded reimbursements for departmental claimable program activities. Finally, GFC increased by \$2.5 million primarily to offset the departmental rise in the cost plan charges.

The Recommended Budget reflects two fund sources: the Local Revenue Fund budget of \$41,868,964 and a General Fund budget of \$76,890,755. Pursuant to state legislation, the Local Revenue Fund is a pass-through fund primarily for receipt of Assembly Bill 109 (California Public Safety Realignment Act of 2011, Chapter 15, Statutes of 2011) monies. The department's positions and operations are paid by the General Fund and reimbursed from the Local Revenue Fund as expenses are incurred. The funding associated with these realigned responsibilities is shared with justice partners, including the Sheriff's Office, District Attorney, Public Defender, and Health in the form of operating transfers from the Probation Department to the recipient departments. The Recommended Budget includes 300.5 full-time equivalent (FTE) positions.

---

## Budget Impacts

The Recommended Budget covers operations at a status quo level, but does not include augmentations for building systems maintenance or personnel recruitment. The department continues to mitigate the fiscal impact of increased non-discretionary costs connected to rising employee compensation due to negotiated labor agreements and wage analysis studies, increased pension contributions and health care premiums that consume revenue growth. Consequently, Probation's Recommended Budget continues to use one-time departmental restricted funding to maintain mandated services.

In response to these fiscal challenges, the department continues to serve the public and strives to protect public safety while providing support in leadership roles on a local and statewide basis to facilitate departmental and County goals.

---

## Prior Year Accomplishments

Following the passage of Senate Bill 823 (Juvenile Justice Realignment, Chapter 337, Statutes of 2020) a Secure Youth Treatment Program (SYTP) was developed within the Juvenile Hall facility. Institutional programming was expanded to meet the needs of the realigned population, including culturally competent art curriculum from Homeboy Art Academy, Success Stories Program, and rescued animal therapy at Hidden Hills Ranch. The department requested and issued a formal Request for Proposal (RFP) to the public for evidence-based programming and curriculum for youth participating in the SYTP, with a contract anticipated to be completed by the end of FY 2024-25.

The SYTP formal individualized rehabilitation and re-entry case plan template created in 2024 to meet the legislative mandates and rehabilitative needs of the realigned population, has been implemented by the Probation Department, and along with the Intradisciplinary Team of representatives from collaborative agencies within the SYTP continues to address and coordinate rehabilitative goals for the realigned population successfully. The community furlough program for youth to assist with reintegration to the community and continuity of services developed last year is being utilized for youth approved by the court for a less-restrictive re-entry program setting. This ongoing program enables youth to be furloughed from the secure detention facility to attend services, education, prosocial activities, and employment within the community, returning to the detention facility after their approved schedule of activities to continue treatment and services within the SYTP.

The Youth Center reviewed existing programming and identified new services that are evidence-based and focused on youth needs and other factors that arise during After-Care. The Youth Center continued providing programs such as Strengthening Families (evidence-based skills training), Life Skills taught by Sun Street Center (education, prevention, treatment and recovery), Cooking Fundamental Classes with ServSafe (food safety) certification, Workforce Development Program, Hartnell College Class Ethnic Studies, and Power Through Choices (sex ed in out-of-home settings). The following new programs were added:

animal-based therapeutic programming with Hidden Hills Ranch, and a youth mentoring program, Sharp Circle.

The Youth Center clients continued to work on resumes, submitting job applications, applying for financial aid, and enrolling in college and securing housing or enrolling in a high school program before returning home on After-Care. Once on After-Care, the clients work, open a bank account, apply for their identification or driver's license and can access transitional living programs for youth who are 18 years of age or older. For employment, the Youth Center provided paid work experience for youth with their High School Diploma or GED through the Work Force Development Program.

The department engaged Hartnell College to provide expanded services to both youth facilities for post-secondary education classes, and the Prison Education Program (PEP) now provides supplemental education and tutoring services for graduates within the facilities, concentrating on educational skills and practice to enhance their pathway to success in college-level courses. The PEP program utilizes volunteer students from the California State University and the University of California, many formerly system-impacted students. Additionally, Probation collaborated with the Health Department's Behavioral Health Division to add a full-time psychiatric social worker to the SYTP resulting in the facilitation of individualized therapy, and cognitive behavior treatment with the population.

For youthful offenders, the department fully integrated the Youth Assessment Screening Instrument (YASI) risk assessment tool for justice-involved juveniles and results into case plans following review of policy and protocols under SB823. This integration yielded positive results in rehabilitation case plans that utilized targeted interventions for each offender and supervision of offenders in the community based upon risk of recidivism. When violations occur, probation officers are trained to utilize the least restrictive sanction to achieve the desired result from the youth offender, with the goal of keeping offenders in the community to receive services unless they represent a clear threat to themselves or others.

Senate Bill 129 (Chapter 69, Statutes of 2021), to reduce pretrial detention without compromising safety, expanded adult pretrial services. Recently passed unfunded Proposition 36, which increases sentences for certain drug crimes and thefts, increased the list of offenses requiring assessment. These challenges and ongoing vacancies have somewhat stalled progress, with the program remaining about 85% toward full implementation. Superior Court has continued to incrementally expand the list of offenses, and additional staff will likely be needed to meet court timelines, to properly monitor clients, and ensure accurate assessments, and compliance. Probation refined the comprehensive assessment report sent to the Superior Court that evaluates a client's likelihood of returning before the court and their community risk level. The report includes recommended monitoring conditions based on the client's risk score, aiding the court in determining the appropriateness of release under pretrial services.

The department increased the use of adult offender reporting via Offenderlink which automates and supplements the supervision of clients meeting the established criteria. Additionally, Probation IT researched methodologies to integrate Offenderlink with the Tyler Case Management System (CMS).

The Probation IT unit completed milestones on the proof-of-concept development for the upgrade and migration to the County's new version of SharePoint. In collaboration with the central Information Technology Department, implementation planning continued for the migration of data and a seamless version upgrade, with an estimated completion in December 2025.

Probation IT began the identification of the data schema to increase technical knowledge needed to support the Tyler CMS, and achieve

sufficient training levels for Probation IT staff to ensure accurate and timely reports and data queries in the Tyler CMS. A pilot Power BI business analytics dashboard was created to include Juvenile Hall daily bookings, referrals and offenses. It is anticipated that the dashboard will be finalized in May 2025. In addition, Probation IT continued to identify needed CMS reports and created customized versions of reports within the CMS for the Adult and Juvenile Divisions. The new reports support the mandated data reporting requirements for specialized programs and utilization of data statistics for informed decision making. Lastly, the Data Clean-Up Project which updated and corrected transferred data in the Tyler CMS from Probation's previous legacy system was completed in December 2024.

Finally, as a stakeholder in the CalAIM and Realignment initiatives for juveniles and adults, Probation is working to ensure a robust reentry for all individuals involved in the criminal justice system.

---

## Budget Year Goals

Implement a resource family recruitment for foster care placements specific to probation placement.

Contract with recognized providers to deliver updated training and coaching on the best practices in Community Supervision for the juvenile and adult probation staff.

Continue to develop vocational and post-secondary education opportunities for detained youth in the facilities.

Develop and implement an independent appraisal and review process to determine efficacy of programming and services delivered to detained youth.

Develop and implement a change control system that tracks and reports requested changes, including an approval and denial process for change requests and a historical records repository of approved changes.

Complete Quality Assurance (QA) Project to standardize case plan processes for both the Adult and Juvenile Divisions with QA checks, development of a data validation process, creation of automated alerts, and provision of training and guidance to staff on proper data entry procedures.

---

## Pending Issues

The Juvenile Hall capital project was completed in 2020 and the residents relocated to the new facility. However, the project was scaled down due to funding constraints, and essential areas such as space for programming, kitchen, dining, and laundry areas were eliminated. This continues to limit the department's ability to expand services to the residents and is further aggravated by the realignment of youth from state juvenile facilities to Probation's custodial responsibility.

Effective July 1, 2021, per SB 823, responsibility for youthful offenders under state custody transferred to local jurisdictions, initiating the closure of California's Division of Juvenile Justice (DJJ) and its juvenile correctional facilities. The realigned population includes youth under juvenile court jurisdiction that in the past would have been committed to custody in one of the state juvenile correctional facilities due to the severity of their crimes. The short implementation timeline outlined by the legislation, its impact upon the department's infrastructure needs, the creation of specialized programs and behavior management protocols for long-term commitments, and development of comprehensive medical and mental health services for long-term commitments continue to be a considerable challenge for California counties. Further, the implementation of the responsibility shift for long-term housing, care, and meaningful rehabilitation guidelines that were outlined in the original legislation and the clarifying SB 92 legislation (Chapter 18, Statutes of

2021), has resulted in a need for ongoing collaborative development of services to address crucial components of the legislation, as well as those that remain unanswered. These items include additional clarifying legislation to address outstanding legal issues; provide direction for uniformity in operational application of the bill throughout the state; provide further guidance on sentencing procedures and discharge guidelines for the new secure youth facility sentencing track; development of specialized placements, programs, and services that meet the benchmarks outlined by the legislature, and develop the necessary critical updates to the County's local infrastructure needed to accommodate youth placed in long-term detention by the court.

The absence of a locked mental health residential treatment facility for youth with severe mental and emotional illnesses is an additional challenge for the realigned population. Although there are efforts to identify funding and needed resources, this remains a slow process and a significant unmet need.

The Youth Center is a nine-month to a year commitment detention facility with a capacity of 44 beds. The center provides programming/services that are evidence-based for the youth focused on their needs and other factors that may arise during their Youth Center Program/After-Care. Staffing is currently below full capacity. It lacks practical and vocational training programs to facilitate the integration of youth into the community. There is a need for funding to support these initiatives.

The Youth Center is in the process of transforming the Laguna Bay to a Secure Track Stepdown Program (STSP) or Less Restrictive Program (LRP). The goal is to provide structure, support and supervision for STYP youth who have demonstrated to the satisfaction of the court that they are ready to safely transition into a less restrictive setting where they can begin reintegrating into their communities. The unit is currently slotted for 10 beds and will need to be staffed

In March 2021, the California Supreme Court upheld a San Francisco-based State Court of Appeal decision (in re Humphrey, 11 Cal 5th 135) indicating that the money bail system violated due process and equal protection by imprisoning defendants before trial solely because they could not afford to pay bail. While the ruling does not ban cash bail, it impels the judiciary to favor pretrial release and consider a person's ability to pay before setting bail, thus significantly reducing or eliminating the cash payment for some offenders.

Under SB 129, the 2021-22 California state budget appropriated \$140 million (\$70 million ongoing) to the Judicial Council to fund the implementation and operation of ongoing court programs and practices that promote safe, efficient, fair and timely pretrial programs. The funding is intended to provide courts with information and resources to support judicial officers in making pretrial release decisions that impose the least restrictive conditions to address public safety and implement appropriate monitoring practices and provision of services for released individuals. Monterey County Superior Court is contracting with the Probation Department for pretrial services. The lack of appropriate candidates to fill vacant SB 129 department positions will negatively impact full and timely implementation. Additionally, the department must validate its pretrial assessment tool on the local population to ensure its accuracy, fairness, and effectiveness. Different communities may have unique cultural, socioeconomic, and legal factors that influence the outcomes of assessments. Validating the tool within the local context ensures that the tool reflects these factors and provides reliable predictions for individuals in that specific area. This process helps to prevent biases, promote equitable treatment, and support more informed decision-making, ultimately contributing to a fairer justice system. Although initial funding from the courts was sufficient for the first year of the program, funding for subsequent years will fall well short of the amount needed to achieve mandated service levels and necessary staffing. The Probation Department will therefore still have to identify and utilize other funding sources to sustain the pretrial program.

The passage of Prop 36 on November 5, 2024, significantly altered the state's approach to certain drug and theft offenses. The measure reclassified specific crimes, such as possessing fentanyl and other illicit substances, as felonies, subjecting individuals with two prior convictions to felony charges. Additionally, Prop 36 established a treatment-mandated felony category, offering drug offenders the option to complete rehabilitation programs instead of serving prison sentences; failure to complete treatment could result in up to three years in prison.

The Probation Department faces increased responsibilities, including enhanced monitoring and managing of individuals with mandatory treatment requirements. With the new provisions requiring drug offenders to complete treatment programs and stricter supervision for repeat offenders, probation departments statewide will need to allocate more resources to manage caseloads effectively. The increased need for drug testing, compliance checks, and participation in rehabilitation

programs could lead to a rise in probation-related expenses. With no dedicated state funding, probation departments may struggle to maintain the staffing levels and services required to fulfill these duties. This could result in delays, reduced services, or reliance on overburdened staff.

The unfunded nature of this measure places significant pressure on the Probation Department. Without state funding to support the new requirements, local governments will face financial challenges, potentially affecting the quality and availability of services essential to the success of the measure. In addition, this gap in funding could hinder the intended goals of rehabilitation and reduce the long-term savings that proponents anticipate from lowering recidivism rates.

---

## Policy Considerations

There are no policy considerations.



## Appropriation Expenditure Detail

Entity Description	Entity Code	Fund Code	Prior Year 2023-2024	Adopted Budget		CY Estimate 2024-2025	Requested Budget	Recommended Budget	Recommended Change
				2024-2025	2024-2025		2025-2026	2025-2026	from Adopted
<b>Probation</b>	<b>PRO100</b>	<b>1001</b>	<b>\$ 60,788,970</b>	<b>\$ 67,373,077</b>	<b>\$ 65,846,294</b>	<b>\$ 76,890,755</b>	<b>\$ 76,626,955</b>	<b>\$ 9,253,878</b>	
Alternative Programs	255001	1001	3,199,627	3,631,066	3,369,474	4,164,608	4,164,608	533,542	
Juvenile Hall	255002	1001	13,115,676	16,550,247	15,505,480	18,156,700	18,005,400	1,455,153	
Youth Center	255003	1001	10,400,357	10,240,327	10,430,942	11,409,263	11,409,263	1,168,936	
Adult Probation	255004	1001	19,472,455	22,057,501	20,587,993	22,728,332	22,728,332	670,831	
Juvenile Probation	255005	1001	7,534,889	8,312,252	7,326,740	9,273,421	9,273,421	961,169	
Probation Administration	255006	1001	7,065,965	6,581,684	8,625,666	11,158,430	11,045,930	4,464,246	
<b>Probation - AB118</b>	<b>PRO101</b>	<b>1300</b>	<b>27,212,706</b>	<b>36,777,367</b>	<b>37,001,941</b>	<b>42,132,764</b>	<b>42,132,764</b>	<b>5,355,397</b>	
Alternative Programs - AB118	255007	1300	2,570,590	2,211,210	2,357,337	2,762,765	2,762,765	551,555	
Youth Center - AB118	255008	1300	3,601,710	9,694,562	9,694,562	12,678,979	12,678,979	2,984,417	
Adult Probation - AB118	255009	1300	20,410,542	24,483,560	24,562,007	26,302,985	26,302,985	1,819,425	
Juvenile Probation - AB118	255010	1300	629,864	388,035	388,035	388,035	388,035	0	
<b>Total</b>			<b>\$ 88,001,676</b>	<b>\$ 104,150,44</b>	<b>\$ 102,848,23</b>	<b>\$ 119,023,51</b>	<b>\$ 118,759,71</b>	<b>\$ 14,609,275</b>	

## Adopted 2024-2025 to Recommended 2025-2026 Positions

		Adopted Budget 2023-2024	Adopted Budget 2024-2025	Recommended Budget 2025-2026	Change
Classification Code	Classification Label				
11A06	CHIEF PROBATION OFFICER	1.00	1.00	1.00	0.00
12C35	ASSISTANT CHIEF PROBATION OFFICER	1.00	1.00	1.00	0.00
14B21	ASSOCIATE PERSONNEL ANALYST	-	1.00	1.00	0.00
14B32	SENIOR PERSONNEL ANALYST	1.00	1.00	1.00	0.00
14C30	MANAGEMENT ANALYST II	3.00	3.00	4.00	1.00
14C31	MANAGEMENT ANALYST III	2.00	2.00	2.00	0.00
14H03	PERSONNEL TECHNICIAN-CONFIDENTIAL	1.00	1.00	1.00	0.00
16C87	BUSINESS TECHNOLOGY ANALYST II	2.00	2.00	2.00	0.00
16F41	DEPARTMENTAL INFORMATION SYSTEMS MANAGER II	1.00	1.00	1.00	0.00
20B10	ACCOUNTANT I	2.00	2.00	2.00	0.00
20B11	ACCOUNTANT II	1.00	1.00	1.00	0.00
20B12	ACCOUNTANT III	1.00	1.00	1.00	0.00
20B93	FINANCE MANAGER II	1.00	1.00	1.00	0.00
43J09	SENIOR DEPARTMENTAL INFORMATION SYSTEMS COORDINATOR	1.00	1.00	1.00	0.00
60F02	PROBATION AIDE	19.50	21.50	21.50	0.00
60F22	DEPUTY PROBATION OFFICER II	74.00	74.00	74.00	0.00
60F23	DEPUTY PROBATION OFFICER III	25.00	25.00	25.00	0.00
60F84	PROBATION SERVICES MANAGER	14.00	14.00	14.00	0.00
60F85	PROBATION DIVISION MANAGER	4.00	4.00	4.00	0.00
60F87	JUVENILE INSTITUTIONS SUPERVISOR	9.00	9.00	9.00	0.00
60F89	JUVENILE INSTITUTIONS OFFICER II	73.00	73.00	73.00	0.00
60F90	SENIOR JUVENILE INSTITUTIONS OFFICER	13.00	13.00	13.00	0.00
60I02	PROGRAM MANAGER II	1.00	1.00	0.00	(1.00)
60K02	VICTIM ASSISTANCE ADVOCATE	2.00	2.00	2.00	0.00

## Adopted 2024-2025 to Recommended 2025-2026 Positions

Classification Code	Classification Label	Adopted Budget 2023-2024	Adopted Budget 2024-2025	Recommended Budget 2025-2026	Change
70K23	COOK	5.00	5.00	5.00	0.00
70K25	SENIOR COOK	1.00	1.00	1.00	0.00
70K80	HEAD COOK	1.00	1.00	1.00	0.00
70K83	FOOD ADMINISTRATOR-PROBATION	1.00	1.00	1.00	0.00
72A23	BUILDING MAINTENANCE WORKER	1.00	1.00	1.00	0.00
72A29	SENIOR BUILDING MAINTENANCE WORKER	1.00	1.00	1.00	0.00
80A30	SECRETARIAL ASSISTANT	1.00	1.00	1.00	0.00
80A32	SENIOR SECRETARY	1.00	1.00	1.00	0.00
80A99	ADMINISTRATIVE SECRETARY-CONFIDENTIAL	1.00	1.00	1.00	0.00
80E21	OFFICE ASSISTANT II	16.00	16.00	17.00	1.00
80E22	OFFICE ASSISTANT III	8.00	8.00	8.00	0.00
80E82	SUPERVISING OFFICE ASSISTANT II	2.00	2.00	2.00	0.00
80J22	SENIOR ACCOUNT CLERK	1.00	1.00	1.00	0.00
80J30	ACCOUNTING TECHNICIAN	4.00	4.00	4.00	0.00
80W21	WORD PROCESSOR	2.00	1.00	-	(1.00)
<b>Total</b>		298.50	300.50	300.50	0.00

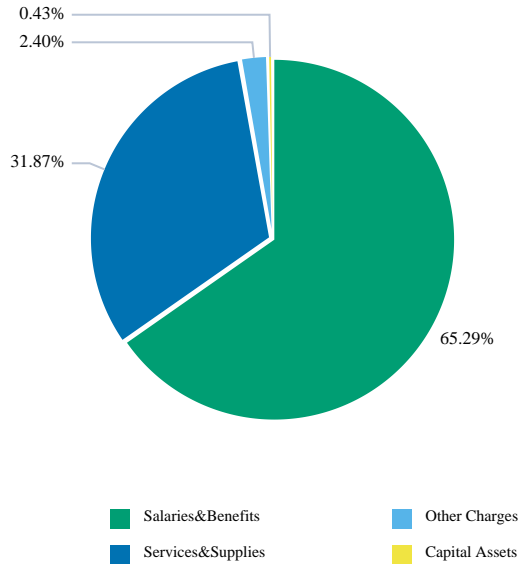
## Augmentation Requests

Request Code	Request Name	Ranking Type Name	Requested Amount	Requested FTE	Recommended Budget	Recommended FTE
255002-1001-AUG001	Juvenile Hall Building Systems Maintenance	Status Quo Other	151,300	-	-	-
255006-1001-AUG002	Recruitment and Background Services	Status Quo Other	112,500	-	-	-
<b>Grand Total:</b>			<b>263,800</b>	-	-	-

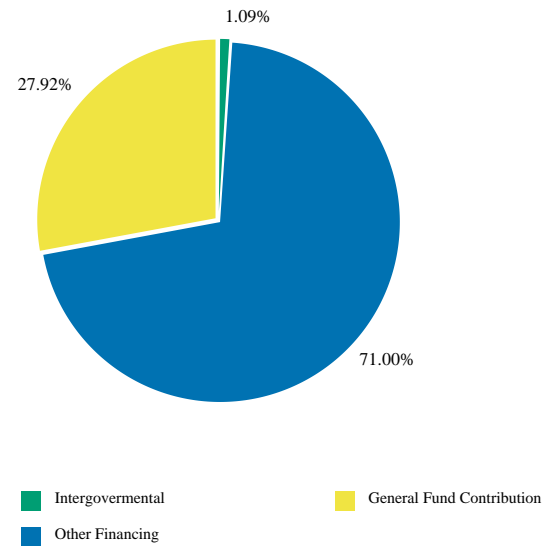
# Alternative Programs

(Budget Unit 255001 - Fund 1001 - Appropriation Unit PRO100)

## Use of Funds



## Source of Funds



## Use of Funds

Expenditures	Prior Year 2023-2024	Adopted Budget 2024-2025	CY Estimate 2024-2025	Requested Budget 2025-2026	Recommended Budget 2025-2026	Recommended Change from Adopted
Salaries and Employee Benefits	\$ 2,168,970	\$ 2,472,732	\$ 2,404,431	\$ 2,719,149	\$ 2,719,149	\$ 246,417
Services and Supplies	712,711	845,926	844,488	1,327,458	1,327,458	481,532
Other Charges	317,947	199,408	102,000	100,000	100,000	(99,408)
Capital Assets	0	113,000	18,555	18,000	18,000	(95,000)
<b>Subtotal</b>	<b>\$ 3,199,627</b>	<b>\$ 3,631,066</b>	<b>\$ 3,369,474</b>	<b>\$ 4,164,608</b>	<b>\$ 4,164,608</b>	<b>\$ 533,542</b>

## Source of Funds

Revenues	Prior Year 2023-2024	Adopted Budget 2024-2025	CY Estimate 2024-2025	Requested Budget 2025-2026	Recommended Budget 2025-2026	Recommended Change from Adopted
Intergovernmental Revenues	\$ 0	\$ 13,427	\$ 0	\$ 45,264	\$ 45,264	\$ 31,837
Other Financing Sources	2,086,130	2,409,715	2,409,715	2,956,743	2,956,743	547,028
<b>Subtotal</b>	<b>\$ 2,086,130</b>	<b>\$ 2,423,142</b>	<b>\$ 2,409,715</b>	<b>\$ 3,002,007</b>	<b>\$ 3,002,007</b>	<b>\$ 578,865</b>
General Fund Contributions	1,113,497	1,207,924	959,760	1,162,601	1,162,601	(45,323)
<b>Total Source of Funds</b>	<b>\$ 3,199,627</b>	<b>\$ 3,631,066</b>	<b>\$ 3,369,474</b>	<b>\$ 4,164,608</b>	<b>\$ 4,164,608</b>	<b>\$ 533,542</b>

## Unit Description

The Alternative Programs unit includes a variety of programs directed at adjudicated and at-risk youth. These programs include the Silver Star Youth Program (SSYP) at Rancho Cielo, and the Silver Star Resource Center (SSRC) for gang prevention and early intervention, the Truancy Program, and Alternative Education collaborations. The unit provides services in the continuum of care, ranging from prevention and intervention to education and employment counseling, to reduce the incidence of juvenile delinquency and gang involvement.

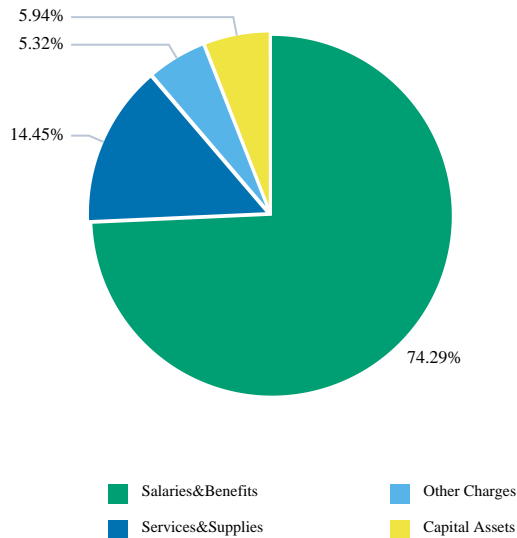
## Recommended FY 2025-2026 Positions

Classification Code	Classification Label	FTE
20B11	ACCOUNTANT II	1.00
60F02	PROBATION AIDE	5.50
60F22	DEPUTY PROBATION OFFICER II	4.00
60F23	DEPUTY PROBATION OFFICER III	2.00
60F84	PROBATION SERVICES MANAGER	2.00
80E21	OFFICE ASSISTANT II	1.00
<b>Total</b>		<b>15.50</b>

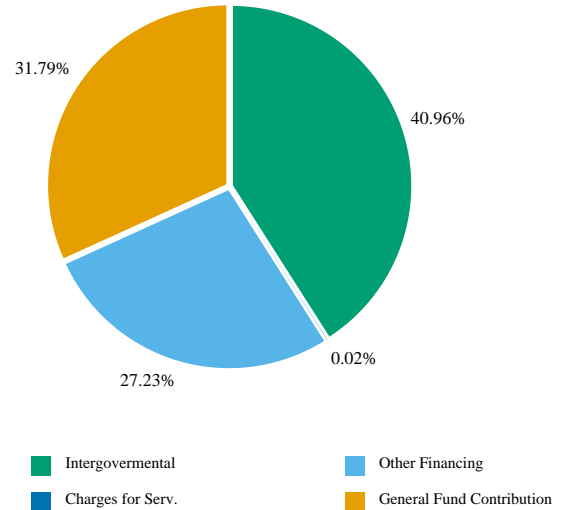
# Juvenile Hall

(Budget Unit 255002 - Fund 1001 - Appropriation Unit PRO100)

## Use of Funds



## Source of Funds



## Use of Funds

Expenditures	Prior Year 2023-2024	Adopted Budget 2024-2025	CY Estimate 2024-2025	Requested Budget 2025-2026	Recommended Budget 2025-2026	Recommended Change from Adopted
Salaries and Employee Benefits	\$ 10,651,914	\$ 12,115,445	\$ 11,343,618	\$ 13,375,815	\$ 13,375,815	\$ 1,260,370
Services and Supplies	1,570,383	2,096,732	2,121,522	2,752,524	2,601,224	504,492
Other Charges	734,037	1,195,850	1,356,436	958,380	958,380	(237,470)
Capital Assets	159,342	1,142,220	683,904	1,069,980	1,069,980	(72,240)
<b>Subtotal</b>	<b>\$ 13,115,676</b>	<b>\$ 16,550,247</b>	<b>\$ 15,505,480</b>	<b>\$ 18,156,700</b>	<b>\$ 18,005,400</b>	<b>\$ 1,455,153</b>

## Source of Funds

Revenues	Prior Year 2023-2024	Adopted Budget 2024-2025	CY Estimate 2024-2025	Requested Budget 2025-2026	Recommended Budget 2025-2026	Recommended Change from Adopted
Intergovernmental Revenues	\$ 4,658,149	\$ 7,065,388	\$ 6,678,866	\$ 7,375,456	\$ 7,375,456	\$ 310,068
Charges For Services	93,506	4,500	20,881	4,500	4,500	0
Miscellaneous Revenues	60,397	-	4,237	0	0	0
Other Financing Sources	1,394,672	3,642,040	3,642,040	4,902,168	4,902,168	1,260,128
<b>Subtotal</b>	<b>\$ 6,206,724</b>	<b>\$ 10,711,928</b>	<b>\$ 10,346,024</b>	<b>\$ 12,282,124</b>	<b>\$ 12,282,124</b>	<b>\$ 1,570,196</b>
General Fund Contributions	6,908,953	5,838,319	5,159,456	5,874,576	5,723,276	(115,043)
<b>Total Source of Funds</b>	<b>\$ 13,115,676</b>	<b>\$ 16,550,247</b>	<b>\$ 15,505,480</b>	<b>\$ 18,156,700</b>	<b>\$ 18,005,400</b>	<b>\$ 1,455,153</b>

## Unit Description

Juvenile Hall is an 80-bed secure treatment facility that provides services to in-custody youth awaiting adjudication or disposition from Juvenile Court, as well as a secure youth treatment program for those youth that have been determined by the Juvenile Court to require rehabilitation and treatment within a highly structured custodial setting. Additionally, the Department operates the Home Supervision and the Temporary

Electronic Monitoring Programs as detention alternatives that enable youth to return to their homes during the court process.

Referrals to Juvenile Hall are received from countywide law enforcement agencies, the Probation Department, and the Superior Court. Services are provided to youth to assist with their reintegration into the community and address their educational, physical, behavioral, psychological and emotional needs within a trauma-informed setting. Youth committed to the Secure Youth Treatment Program receive intensive intervention

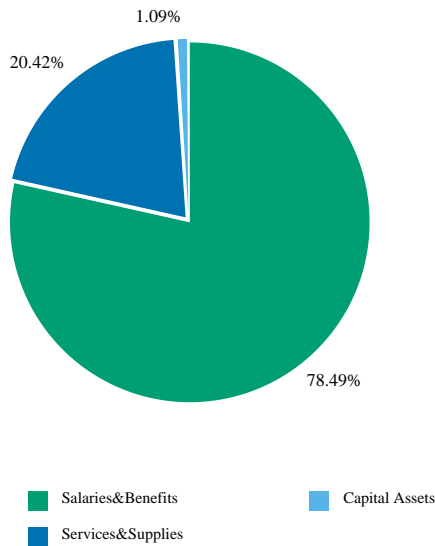
designed to help youth develop life skills, learn emotional management and problem-solving skills, develop an awareness about the dynamic factors that have resulted in law enforcement involvement, as well as benefit from a full continuum of cognitive and mental health services geared towards supporting long term success both in and out of the custody setting.

Recommended FY 2025-2026 Positions		
Classification Code	Classification Label	FTE
60F02	PROBATION AIDE	3.00
60F22	DEPUTY PROBATION OFFICER II	1.00
60F23	DEPUTY PROBATION OFFICER III	1.00
60F84	PROBATION SERVICES MANAGER	1.00
60F85	PROBATION DIVISION MANAGER	1.00
60F87	JUVENILE INSTITUTIONS SUPERVISOR	5.00
60F89	JUVENILE INSTITUTIONS OFFICER II	49.00
60F90	SENIOR JUVENILE INSTITUTIONS OFFICER	9.00
72A23	BUILDING MAINTENANCE WORKER	1.00
72A29	SENIOR BUILDING MAINTENANCE WORKER	1.00
80A30	SECRETARIAL ASSISTANT	1.00
80E21	OFFICE ASSISTANT II	1.00
Total		74.00

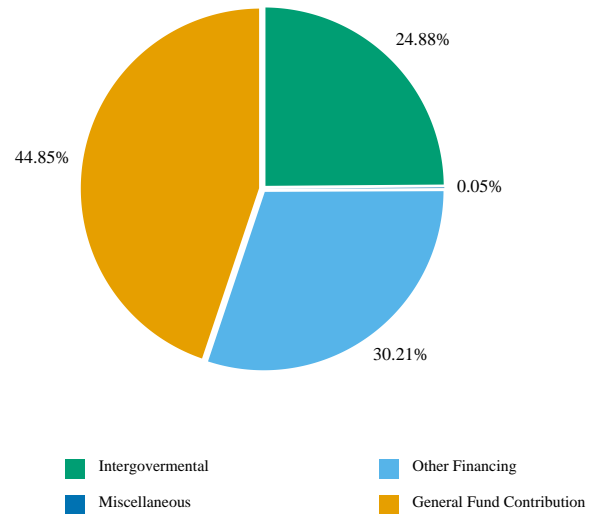
# Youth Center

(Budget Unit 255003 - Fund 1001 - Appropriation Unit PRO100)

## Use of Funds



## Source of Funds



## Use of Funds

Expenditures	Prior Year 2023-2024	Adopted Budget 2024-2025	CY Estimate 2024-2025	Requested Budget 2025-2026	Recommended Budget 2025-2026	Recommended Change from Adopted
Salaries and Employee Benefits	\$ 7,883,877	\$ 8,130,661	\$ 8,197,466	\$ 8,954,772	\$ 8,954,772	\$ 824,111
Services and Supplies	2,011,364	2,014,311	2,210,947	2,329,916	2,329,916	315,605
Other Charges	0	90,055	0	0	0	(90,055)
Capital Assets	505,116	5,300	22,529	124,575	124,575	119,275
<b>Subtotal</b>	<b>\$ 10,400,357</b>	<b>\$ 10,240,327</b>	<b>\$ 10,430,942</b>	<b>\$ 11,409,263</b>	<b>\$ 11,409,263</b>	<b>\$ 1,168,936</b>

## Source of Funds

Revenues	Prior Year 2023-2024	Adopted Budget 2024-2025	CY Estimate 2024-2025	Requested Budget 2025-2026	Recommended Budget 2025-2026	Recommended Change from Adopted
Intergovernmental Revenues	\$ 1,940,867	\$ 1,629,950	\$ 1,641,910	\$ 2,838,990	\$ 2,838,990	\$ 1,209,040
Charges For Services	6,064	0	1,145	0	0	0
Miscellaneous Revenues	1,603	5,996	5,996	5,996	5,996	0
Other Financing Sources	2,837,273	3,340,878	3,340,878	3,446,975	3,446,975	106,097
<b>Subtotal</b>	<b>\$ 4,785,808</b>	<b>\$ 4,976,824</b>	<b>\$ 4,989,930</b>	<b>\$ 6,291,961</b>	<b>\$ 6,291,961</b>	<b>\$ 1,315,137</b>
General Fund Contributions	5,614,549	5,263,503	5,441,012	5,117,302	5,117,302	(146,201)
<b>Total Source of Funds</b>	<b>\$ 10,400,357</b>	<b>\$ 10,240,327</b>	<b>\$ 10,430,942</b>	<b>\$ 11,409,263</b>	<b>\$ 11,409,263</b>	<b>\$ 1,168,936</b>

## Unit Description

The Youth Center is a local secure treatment facility and After-Care program designed for Juvenile Court wards, comprised of three dormitories with a total capacity of 44 male residents. The program's cognitive behavioral approach is focused on building trusting relationships with staff as positive adult role models, developing better decision-making skills, learning strategies to reduce anger by attending group and individual counseling sessions along with receiving substance use disorder, mental health, and educational services.

Rehabilitation opportunities are offered in collaboration with other county agencies and departments, as well as private and business sectors of the community. The Youth Center's environment is designed to address anti-social/illegal behavior and thinking patterns in youth while promoting acceptance of personal responsibility, increasing self-awareness, enhancing resilience and personal coping mechanisms, and encouraging pro-social attitudes and behaviors.

The After-Care/Re-Entry portion of the program is spent in the community and can last from six to twelve months. All residents are placed on electronic monitoring when starting the After-Care Program.

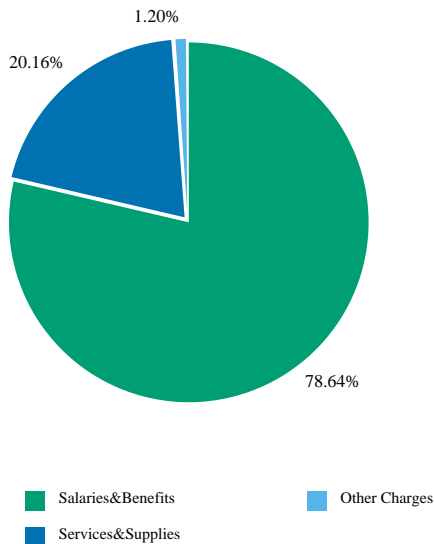
The goal of Re-Entry is to transition youth successfully back into their family and the community through supervision, connection to resources and continued therapeutic treatment and support.

Recommended FY 2025-2026 Positions		
Classification Code	Classification Label	FTE
60F02	PROBATION AIDE	3.00
60F22	DEPUTY PROBATION OFFICER II	2.00
60F23	DEPUTY PROBATION OFFICER III	2.00
60F84	PROBATION SERVICES MANAGER	1.00
60F85	PROBATION DIVISION MANAGER	1.00
60F87	JUVENILE INSTITUTIONS SUPERVISOR	4.00
60F89	JUVENILE INSTITUTIONS OFFICER II	24.00
60F90	SENIOR JUVENILE INSTITUTIONS OFFICER	4.00
70K23	COOK	5.00
70K25	SENIOR COOK	1.00
70K80	HEAD COOK	1.00
70K83	FOOD ADMINISTRATOR-PROBATION	1.00
80E21	OFFICE ASSISTANT II	1.00
80E22	OFFICE ASSISTANT III	1.00
Total		51.00

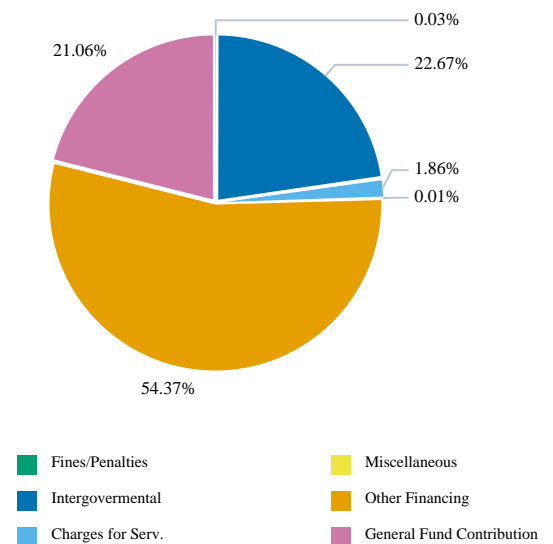
# Adult Probation

(Budget Unit 255004 - Fund 1001 - Appropriation Unit PRO100)

## Use of Funds



## Source of Funds



## Use of Funds

Expenditures	Prior Year 2023-2024	Adopted Budget 2024-2025	CY Estimate 2024-2025	Requested Budget 2025-2026	Recommended Budget 2025-2026	Recommended Change from Adopted
Salaries and Employee Benefits	\$ 15,122,014	\$ 16,333,665	\$ 15,818,938	\$ 17,873,941	\$ 17,873,941	\$ 1,540,276
Services and Supplies	3,474,948	4,549,047	4,595,714	4,581,718	4,581,718	32,671
Other Charges	671,090	730,989	172,451	272,673	272,673	(458,316)
Capital Assets	204,403	443,800	889	-	-	(443,800)
<b>Subtotal</b>	<b>\$ 19,472,455</b>	<b>\$ 22,057,501</b>	<b>\$ 20,587,993</b>	<b>\$ 22,728,332</b>	<b>\$ 22,728,332</b>	<b>\$ 670,831</b>

## Source of Funds

Revenues	Prior Year 2023-2024	Adopted Budget 2024-2025	CY Estimate 2024-2025	Requested Budget 2025-2026	Recommended Budget 2025-2026	Recommended Change from Adopted
Fines	\$ 989	\$ 6,572	\$ 6,580	\$ 6,572	\$ 6,572	0
Intergovernmental Revenues	4,367,132	4,809,566	4,689,920	5,152,081	5,152,081	342,515
Charges For Services	123,209	343,131	130,356	422,928	422,928	79,797
Miscellaneous Revenues	-	2,000	2,000	2,000	2,000	0
Other Financing Sources	9,706,848	12,130,746	12,130,746	12,357,036	12,357,036	226,290
<b>Subtotal</b>	<b>\$ 14,198,178</b>	<b>\$ 17,292,015</b>	<b>\$ 16,959,603</b>	<b>\$ 17,940,617</b>	<b>\$ 17,940,617</b>	<b>\$ 648,602</b>
General Fund Contributions	5,274,277	4,765,486	3,628,390	4,787,715	4,787,715	22,229
<b>Total Source of Funds</b>	<b>\$ 19,472,455</b>	<b>\$ 22,057,501</b>	<b>\$ 20,587,993</b>	<b>\$ 22,728,332</b>	<b>\$ 22,728,332</b>	<b>\$ 670,831</b>

## Unit Description

The Adult Division provides services to offenders as ordered by the sentencing court, including investigation reports, case management, and field supervision. The division handles tasks such as determining victim restitution, referring offenders to community-based treatment programs, conducting substance abuse testing, and ensuring court compliance through probation searches. Additional support includes housing assistance, mental health services, and job readiness programs.

Specialized programs include Supervised Home Confinement, which uses GPS and alcohol monitoring as an alternative to jail, Pretrial Services, Drug Treatment Court, Mental Health Court (Creating New Choices), DUI Court, Veterans Treatment Court, and the Adult Day Reporting and Re-Entry Center. The division manages general supervision caseloads, adult placement programs, and specialized services for sex offenders, gang members, and domestic violence cases through the Family Violence Unit and Child Advocate Program.



Probation officers use risk and needs assessments to identify the factors that lead to criminal behavior and determine the level of supervision needed. For domestic violence cases, officers use the Ontario Domestic Assault Risk Assessment (frequency, severity, future assault factors), and for sex offenders, state-approved risk assessment tools. Based on these assessments, officers develop personalized case plans to address an individual's needs and help them successfully reintegrate into the community.

The Adult Division oversees community supervision for individuals returning from the California Department of Corrections and Rehabilitation. This work includes not only supervising these individuals but also working closely with local law enforcement, the state, the County Jail, community partners, and the local superior court.

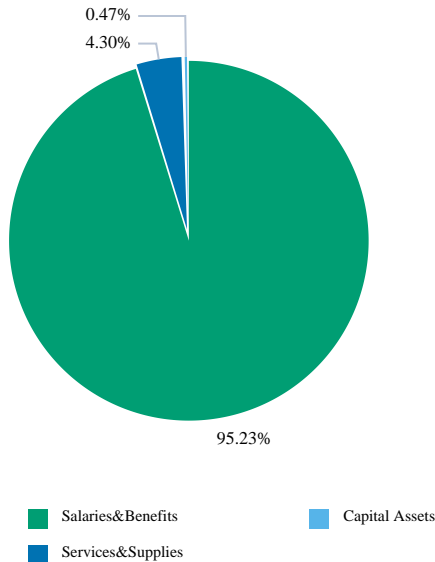
## Recommended FY 2025-2026 Positions

Classification Code	Classification Label	FTE
14C30	MANAGEMENT ANALYST II	2.00
14C31	MANAGEMENT ANALYST III	1.00
16C87	BUSINESS TECHNOLOGY ANALYST II	1.00
20B10	ACCOUNTANT I	1.00
60F02	PROBATION AIDE	7.00
60F22	DEPUTY PROBATION OFFICER II	45.00
60F23	DEPUTY PROBATION OFFICER III	14.00
60F84	PROBATION SERVICES MANAGER	6.00
60F85	PROBATION DIVISION MANAGER	1.00
60K02	VICTIM ASSISTANCE ADVOCATE	2.00
80A32	SENIOR SECRETARY	1.00
80E21	OFFICE ASSISTANT II	8.00
80E22	OFFICE ASSISTANT III	3.00
80E82	SUPERVISING OFFICE ASSISTANT II	1.00
Total		93.00

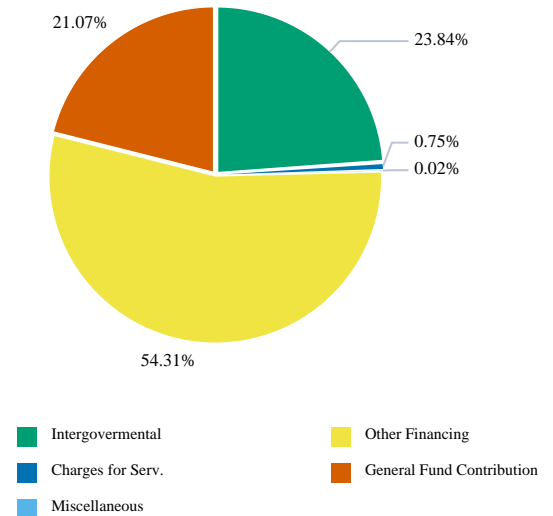
# Juvenile Probation

(Budget Unit 255005 - Fund 1001 - Appropriation Unit PRO100)

## Use of Funds



## Source of Funds



## Use of Funds

Expenditures	Prior Year 2023-2024	Adopted Budget 2024-2025	CY Estimate 2024-2025	Requested Budget 2025-2026	Recommended Budget 2025-2026	Recommended Change from Adopted
Salaries and Employee Benefits	\$ 7,278,415	\$ 8,080,183	\$ 7,015,059	\$ 9,012,448	\$ 9,012,448	\$ 932,265
Services and Supplies	457,253	375,277	468,645	406,486	406,486	31,209
Other Charges	(200,779)	(175,323)	(200,778)	(190,113)	(190,113)	(14,790)
Capital Assets	0	32,115	43,813	44,600	44,600	12,485
<b>Subtotal</b>	<b>\$ 7,534,889</b>	<b>\$ 8,312,252</b>	<b>\$ 7,326,740</b>	<b>\$ 9,273,421</b>	<b>\$ 9,273,421</b>	<b>\$ 961,169</b>

## Source of Funds

Revenues	Prior Year 2023-2024	Adopted Budget 2024-2025	CY Estimate 2024-2025	Requested Budget 2025-2026	Recommended Budget 2025-2026	Recommended Change from Adopted
Intergovernmental Revenues	\$ 3,974,218	\$ 2,615,809	\$ 2,209,586	\$ 2,210,440	\$ 2,210,440	\$ (405,369)
Charges For Services	69,514	0	5,802	70,000	70,000	70,000
Miscellaneous Revenues	-	2,000	2,000	2,000	2,000	0
Other Financing Sources	1,357,674	3,751,908	3,751,908	5,036,643	5,036,643	1,284,735
<b>Subtotal</b>	<b>\$ 5,401,406</b>	<b>\$ 6,369,717</b>	<b>\$ 5,969,296</b>	<b>\$ 7,319,083</b>	<b>\$ 7,319,083</b>	<b>\$ 949,366</b>
General Fund Contributions	2,133,483	1,942,535	1,357,444	1,954,338	1,954,338	11,803
<b>Total Source of Funds</b>	<b>\$ 7,534,889</b>	<b>\$ 8,312,252</b>	<b>\$ 7,326,740</b>	<b>\$ 9,273,421</b>	<b>\$ 9,273,421</b>	<b>\$ 961,169</b>

## Unit Description

The Juvenile Probation Division consists of intake, diversion and early intervention services, court investigation, and field supervision. Services include victim restitution, restorative justice programs, the campus-based Probation Officer program, a specialized juvenile sex offender program (Juveniles who Sexually Offend Response Team-JSORT), juvenile drug court, and juvenile special services, such as Wraparound, mental health assessments and a mental health court (Collaborative Action Linking Adolescents-CALA), and out-of-home placement.

Orders of probation require a variety of activities, including drug testing, collection of victim restitution, probation searches, monitoring of school performance and referrals of youth and families to various community treatment interventions, conducting risk and needs assessments to identify criminogenic needs, assessing youth and their family to determine if the youth is at-risk of being a candidate for foster care, and monitoring youth's progress to enable them to meet their rehabilitative goals.

---

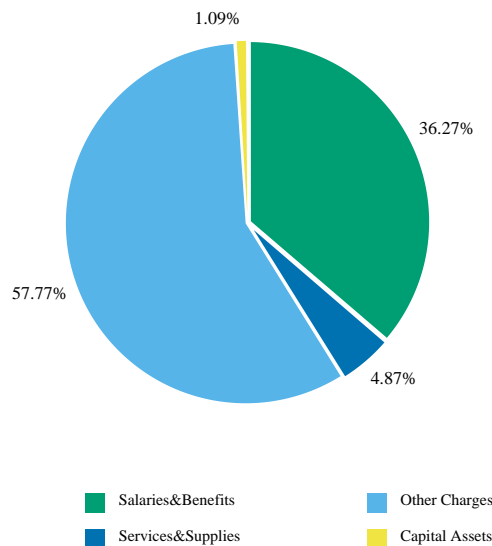
## Recommended FY 2025-2026 Positions

Classification Code	Classification Label	FTE
14C30	MANAGEMENT ANALYST II	1.00
60F02	PROBATION AIDE	3.00
60F22	DEPUTY PROBATION OFFICER II	22.00
60F23	DEPUTY PROBATION OFFICER III	6.00
60F84	PROBATION SERVICES MANAGER	3.00
60F85	PROBATION DIVISION MANAGER	1.00
80E21	OFFICE ASSISTANT II	6.00
80E22	OFFICE ASSISTANT III	4.00
80E82	SUPERVISING OFFICE ASSISTANT II	1.00
Total		47.00

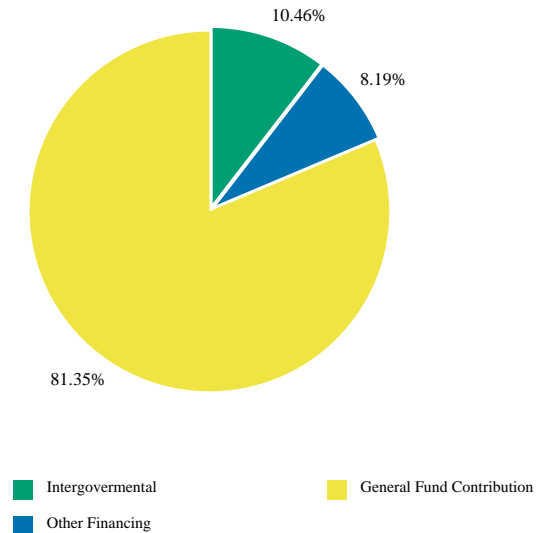
# Probation Administration

(Budget Unit 255006 - Fund 1001 - Appropriation Unit PRO100)

## Use of Funds



## Source of Funds



## Use of Funds

Expenditures	Prior Year 2023-2024	Adopted Budget 2024-2025	CY Estimate 2024-2025	Requested Budget 2025-2026	Recommended Budget 2025-2026	Recommended Change from Adopted
Salaries and Employee Benefits	\$ 3,646,461	\$ 4,025,557	\$ 4,713,972	\$ 4,006,591	\$ 4,006,591	\$ (18,966)
Services and Supplies	546,789	439,184	652,079	650,357	537,857	98,673
Other Charges	2,850,059	1,915,991	3,257,615	6,380,761	6,380,761	4,464,770
Capital Assets	22,656	200,952	2,000	120,720	120,720	(80,232)
<b>Subtotal</b>	<b>\$ 7,065,965</b>	<b>\$ 6,581,684</b>	<b>\$ 8,625,666</b>	<b>\$ 11,158,430</b>	<b>\$ 11,045,930</b>	<b>\$ 4,464,246</b>

## Source of Funds

Revenues	Prior Year 2023-2024	Adopted Budget 2024-2025	CY Estimate 2024-2025	Requested Budget 2025-2026	Recommended Budget 2025-2026	Recommended Change from Adopted
Intergovernmental Revenues	\$ 859,683	\$ 389,039	\$ 404,400	\$ 1,155,302	\$ 1,155,302	\$ 766,263
Charges For Services	10,472	-	0	0	0	0
Miscellaneous Revenues	20	0	5	0	0	0
Other Financing Sources	-	-	-	904,364	904,364	904,364
<b>Subtotal</b>	<b>\$ 870,175</b>	<b>\$ 389,039</b>	<b>\$ 404,405</b>	<b>\$ 2,059,666</b>	<b>\$ 2,059,666</b>	<b>\$ 1,670,627</b>
General Fund Contributions	6,195,790	6,192,645	8,221,261	9,098,764	8,986,264	2,793,619
<b>Total Source of Funds</b>	<b>\$ 7,065,965</b>	<b>\$ 6,581,684</b>	<b>\$ 8,625,666</b>	<b>\$ 11,158,430</b>	<b>\$ 11,045,930</b>	<b>\$ 4,464,246</b>

## Unit Description

The Administration Division provides a wide range of infrastructure services to the department, including fiscal management, contract management, human resources and employee training and development, including arming for sworn officers, facilities and fleet management, and information technology.

## Recommended FY 2025-2026 Positions


Classification Code	Classification Label	FTE
11A06	CHIEF PROBATION OFFICER	1.00
12C35	ASSISTANT CHIEF PROBATION OFFICER	1.00
14B21	ASSOCIATE PERSONNEL ANALYST	1.00
14B32	SENIOR PERSONNEL ANALYST	1.00

14C30	MANAGEMENT ANALYST II	1.00
14C31	MANAGEMENT ANALYST III	1.00
14H03	PERSONNEL TECHNICIAN- CONFIDENTIAL	1.00
16C87	BUSINESS TECHNOLOGY ANALYST II	1.00
16F41	DEPARTMENTAL INFORMATION SYSTEMS MANAGER II	1.00
20B10	ACCOUNTANT I	1.00
20B12	ACCOUNTANT III	1.00
20B93	FINANCE MANAGER II	1.00
43J09	SENIOR DEPARTMENTAL INFORMATION SYSTEMS COORDINATOR	1.00
60F84	PROBATION SERVICES MANAGER	1.00
80A99	ADMINISTRATIVE SECRETARY- CONFIDENTIAL	1.00
80J22	SENIOR ACCOUNT CLERK	1.00
80J30	ACCOUNTING TECHNICIAN	4.00
	<u>Total</u>	20.00

# Alternative Programs – 2011 Realignment (AB118)

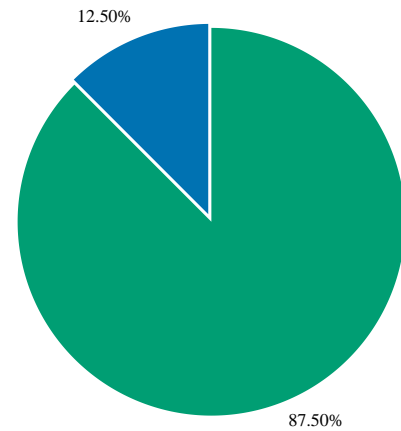
(Budget Unit 255007 - Fund 1300 - Appropriation Unit PRO101)

## Use of Funds



Other Fin. Uses

## Source of Funds



Intergovernmental

Fund Balance

## Use of Funds

Expenditures	Prior Year 2023-2024	Adopted Budget 2024-2025	CY Estimate 2024-2025	Requested Budget 2025-2026	Recommended Budget 2025-2026	Recommended Change from Adopted
Other Financing Uses	\$ 2,570,590	\$ 2,211,210	\$ 2,357,337	\$ 2,762,765	\$ 2,762,765	\$ 551,555
<b>Subtotal</b>	<b>\$ 2,570,590</b>	<b>\$ 2,211,210</b>	<b>\$ 2,357,337</b>	<b>\$ 2,762,765</b>	<b>\$ 2,762,765</b>	<b>\$ 551,555</b>

## Source of Funds

Revenues	Prior Year 2023-2024	Adopted Budget 2024-2025	CY Estimate 2024-2025	Requested Budget 2025-2026	Recommended Budget 2025-2026	Recommended Change from Adopted
Intergovernmental Revenues	\$ 6,271,948	\$ 2,191,670	\$ 2,206,273	\$ 2,417,458	\$ 2,417,458	\$ 225,788
<b>Subtotal</b>	<b>\$ 6,271,948</b>	<b>\$ 2,191,670</b>	<b>\$ 2,206,273</b>	<b>\$ 2,417,458</b>	<b>\$ 2,417,458</b>	<b>\$ 225,788</b>
Fund Balance	\$ (3,701,358)	\$ 19,540	\$ 151,063	\$ 345,307	\$ 345,307	\$ 325,767
<b>Total Source of Funds</b>	<b>\$ 2,570,590</b>	<b>\$ 2,211,210</b>	<b>\$ 2,357,337</b>	<b>\$ 2,762,765</b>	<b>\$ 2,762,765</b>	<b>\$ 551,555</b>

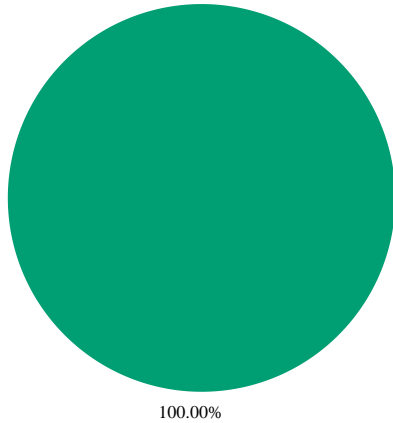
## Unit Description

The FY 2011-12 state budget enacted a shift or realignment of state program responsibilities and revenues to local governments (Public Safety Realignment Act of 2011, Assembly Bills (ABs) 109 and 117, Chapters 15 and 36, Statutes of 2011). To support realigned criminal justice, mental health, and social services programs, the Legislature passed Assembly Bill 118 (Chapter 40, Statutes of 2011), which created the new Local Revenue Fund 2011. For transparency in reporting, the County established Fund 1300 to account for all related public safety realignment revenues and provide an accounting structure. A portion of state sales tax and vehicle license fee revenues are deposited, with operating transfers to reimburse the General Fund from Fund 1300 for realigned program payments.

# Youth Center – 2011 Realignment (AB118)

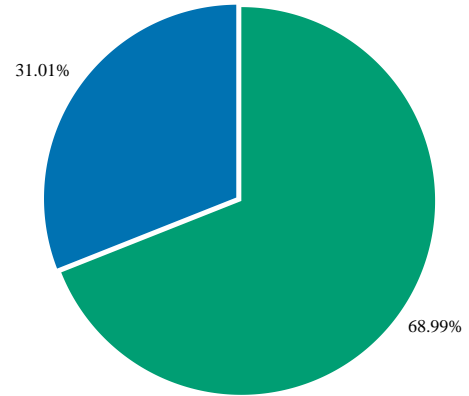
(Budget Unit 255008 - Fund 1300 - Appropriation Unit PRO101)

## Use of Funds



Other Fin. Uses

## Source of Funds



Intergovernmental

Fund Balance

## Use of Funds

Expenditures	Prior Year 2023-2024	Adopted Budget 2024-2025	CY Estimate 2024-2025	Requested Budget 2025-2026	Recommended Budget 2025-2026	Recommended Change from Adopted
Other Financing Uses	\$ 3,601,710	\$ 9,694,562	\$ 9,694,562	\$ 12,678,979	\$ 12,678,979	\$ 2,984,417
<b>Subtotal</b>	<b>\$ 3,601,710</b>	<b>\$ 9,694,562</b>	<b>\$ 9,694,562</b>	<b>\$ 12,678,979</b>	<b>\$ 12,678,979</b>	<b>\$ 2,984,417</b>

## Source of Funds

Revenues	Prior Year 2023-2024	Adopted Budget 2024-2025	CY Estimate 2024-2025	Requested Budget 2025-2026	Recommended Budget 2025-2026	Recommended Change from Adopted
Intergovernmental Revenues	\$ 5,470,566	\$ 7,964,880	\$ 7,710,600	\$ 8,747,780	\$ 8,747,780	\$ 782,900
<b>Subtotal</b>	<b>\$ 5,470,566</b>	<b>\$ 7,964,880</b>	<b>\$ 7,710,600</b>	<b>\$ 8,747,780</b>	<b>\$ 8,747,780</b>	<b>\$ 782,900</b>
Fund Balance	\$ (1,868,856)	\$ 1,729,682	\$ 1,983,962	\$ 3,931,199	\$ 3,931,199	\$ 2,201,517
<b>Total Source of Funds</b>	<b>\$ 3,601,710</b>	<b>\$ 9,694,562</b>	<b>\$ 9,694,562</b>	<b>\$ 12,678,979</b>	<b>\$ 12,678,979</b>	<b>\$ 2,984,417</b>

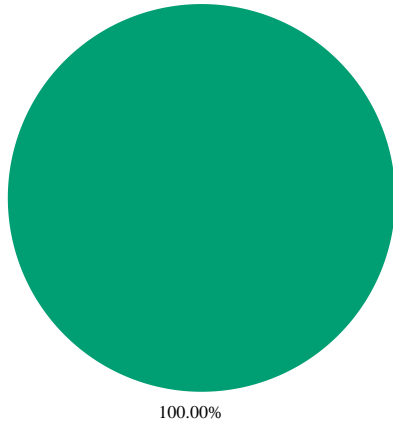
## Unit Description

The FY 2011-12 state budget enacted a shift or realignment of state program responsibilities and revenues to local governments (Public Safety Realignment Act of 2011, Assembly Bills (ABs) 109 and 117, Chapters 15 and 36, Statutes of 2011). To support realigned criminal justice, mental health, and social services programs, the Legislature passed Assembly Bill 118 (Chapter 40, Statutes of 2011), which created the new Local Revenue Fund 2011. For transparency in reporting, the County established Fund 1300 to account for all related public safety realignment revenues and provide an accounting structure. A portion of state sales tax and vehicle license fee revenues are deposited, with operating transfers to reimburse the General Fund from Fund 1300 for realigned program payments.

# Adult Probation – 2011 Realignment (AB118)

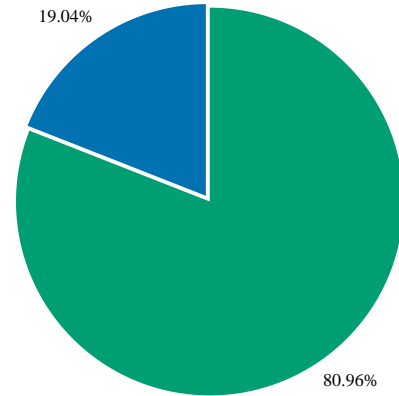
(Budget Unit 255009 - Fund 1300 - Appropriation Unit PRO101)

## Use of Funds



Other Fin. Uses

## Source of Funds



Intergovernmental

Fund Balance

## Use of Funds

Expenditures	Prior Year 2023-2024	Adopted Budget 2024-2025	CY Estimate 2024-2025	Requested Budget 2025-2026	Recommended Budget 2025-2026	Recommended Change from Adopted
Other Financing Uses	\$ 20,410,542	\$ 24,483,560	\$ 24,562,007	\$ 26,302,985	\$ 26,302,985	\$ 1,819,425
<b>Subtotal</b>	<b>\$ 20,410,542</b>	<b>\$ 24,483,560</b>	<b>\$ 24,562,007</b>	<b>\$ 26,302,985</b>	<b>\$ 26,302,985</b>	<b>\$ 1,819,425</b>

## Source of Funds

Revenues	Prior Year 2023-2024	Adopted Budget 2024-2025	CY Estimate 2024-2025	Requested Budget 2025-2026	Recommended Budget 2025-2026	Recommended Change from Adopted
Intergovernmental Revenues	\$ 20,842,266	\$ 21,741,963	\$ 20,473,734	\$ 21,294,032	\$ 21,294,032	\$ (447,931)
<b>Subtotal</b>	<b>\$ 20,842,266</b>	<b>\$ 21,741,963</b>	<b>\$ 20,473,734</b>	<b>\$ 21,294,032</b>	<b>\$ 21,294,032</b>	<b>\$ (447,931)</b>
Fund Balance	\$ (431,724)	\$ 2,741,597	\$ 4,088,273	\$ 5,008,953	\$ 5,008,953	\$ 2,267,356
<b>Total Source of Funds</b>	<b>\$ 20,410,542</b>	<b>\$ 24,483,560</b>	<b>\$ 24,562,007</b>	<b>\$ 26,302,985</b>	<b>\$ 26,302,985</b>	<b>\$ 1,819,425</b>

## Unit Description


The FY 2011-12 state budget enacted a shift or realignment of state program responsibilities and revenues to local governments (Public Safety Realignment Act of 2011, Assembly Bills (ABs) 109 and 117, Chapters 15 and 36, Statutes of 2011). To support realigned criminal justice, mental health, and social services programs, the Legislature passed Assembly Bill 118 (Chapter 40, Statutes of 2011), which created the new Local Revenue Fund 2011. For transparency in reporting, the County established Fund 1300 to account for all related public safety realignment revenues and provide an accounting structure. A portion of state sales tax and vehicle license fee revenues are deposited, with operating transfers to reimburse the General Fund from Fund 1300 for realigned program payments.



# Juvenile Probation – 2011 Realignment (AB118)

(Budget Unit 255010 - Fund 1300 - Appropriation Unit PRO101)


## Use of Funds



100.00%

Other Fin. Uses

## Source of Funds



100.00%

Intergovernmental

## Use of Funds

Expenditures	Prior Year 2023-2024	Adopted Budget 2024-2025	CY Estimate 2024-2025	Requested Budget 2025-2026	Recommended Budget 2025-2026	Recommended Change from Adopted
Other Financing Uses	\$ 629,864	\$ 388,035	\$ 388,035	\$ 388,035	\$ 388,035	\$ 0
<b>Subtotal</b>	<b>\$ 629,864</b>	<b>\$ 388,035</b>	<b>\$ 388,035</b>	<b>\$ 388,035</b>	<b>\$ 388,035</b>	<b>\$ 0</b>

## Source of Funds

Revenues	Prior Year 2023-2024	Adopted Budget 2024-2025	CY Estimate 2024-2025	Requested Budget 2025-2026	Recommended Budget 2025-2026	Recommended Change from Adopted
Intergovernmental Revenues	\$ 701,755	\$ 388,035	\$ 388,035	\$ 388,035	\$ 388,035	\$ 0
<b>Subtotal</b>	<b>\$ 701,755</b>	<b>\$ 388,035</b>	<b>\$ 388,035</b>	<b>\$ 388,035</b>	<b>\$ 388,035</b>	<b>\$ 0</b>
Fund Balance	\$ (71,891)	\$ 0	\$ 0	\$ 0	\$ 0	\$ 0
<b>Total Source of Funds</b>	<b>\$ 629,864</b>	<b>\$ 388,035</b>	<b>\$ 388,035</b>	<b>\$ 388,035</b>	<b>\$ 388,035</b>	<b>\$ 0</b>

## Unit Description

The FY 2011-12 state budget enacted a shift or realignment of state program responsibilities and revenues to local governments (Public Safety Realignment Act of 2011, Assembly Bills (ABs) 109 and 117, Chapters 15 and 36, Statutes of 2011). To support realigned criminal justice, mental health, and social services programs, the Legislature passed Assembly Bill 118 (Chapter 40, Statutes of 2011), which created the new Local Revenue Fund 2011. For transparency in reporting, the County established Fund 1300 to account for all related public safety realignment revenues and provide an accounting structure. A portion of state sales tax and vehicle license fee revenues are deposited, with operating transfers to reimburse the General Fund from Fund 1300 for realigned program payments.



This page intentionally left blank.

# Agricultural Commissioner

## Departmental Overview:

The Agricultural Commissioner/Sealer of Weights and Measures provides environmental and consumer protection through the local enforcement of federal and state laws and regulations about agriculture and weights and measures. Responsibilities include protecting the health and safety of workers, the public, the food supply, and the environment; safeguarding the County from introducing harmful pests and diseases detrimental to agriculture and our communities; promoting and protecting agriculture; and assuring business and consumer confidence in the marketplace.

## Programs and Functions:

Major programs include pesticide use enforcement, plant quarantine, pest exclusion, pest detection, fruit and vegetable standardization, nursery, seed, and weights and measures enforcement. The Agricultural Commissioner performs pest management activities within the County and provides phytosanitary certification services (ensuring it meets the importing country's requirements) that enable the export of agricultural products. The annual Crop Report tabulates the county's gross value of agricultural production. Under the Weights and Measures program, the department registers and verifies the accuracy of commercial weighing and measuring devices and fosters confidence in transactions through price verification inspections to promote fair competition among businesses by leveling the playing field and protecting consumers by ensuring they get what they paid for.

## Department's Contributions to the County's Prior Strategic Initiatives:

### ECONOMIC DEVELOPMENT

Regulatory programs ensure a healthy and viable agricultural economy by maintaining a level playing field, excluding harmful pests and diseases, and preventing illegal residues on agricultural commodities. Phytosanitary certification facilitates the exportation of agricultural products across the nation and worldwide. The Annual Crop Report and associated economic reports quantify the contribution of agriculture to the economy of the County and denote agricultural trends of major commodities in the region. Local agricultural education programs sponsored by the department teach children and adults the importance of agriculture and support the industry with opportunities to engage and educate policy makers on key issues in the industry.

The Weights and Measures program maintains equity in the marketplace and protects consumers.

### ADMINISTRATION

The Agricultural Commissioner actively recruits women and minorities, focusing on retention through advancement by investing in training and fostering a culture of teamwork and inclusivity.

### HEALTH AND HUMAN SERVICES

The Pesticide Use Enforcement program protects farm workers, the public and the environment by ensuring pesticides are used safely and effectively. These protections are achieved through outreach and education with commercial pesticide users, determining compliance through regulatory field inspections, investigation of pesticide-related illnesses, and responding to public complaints.

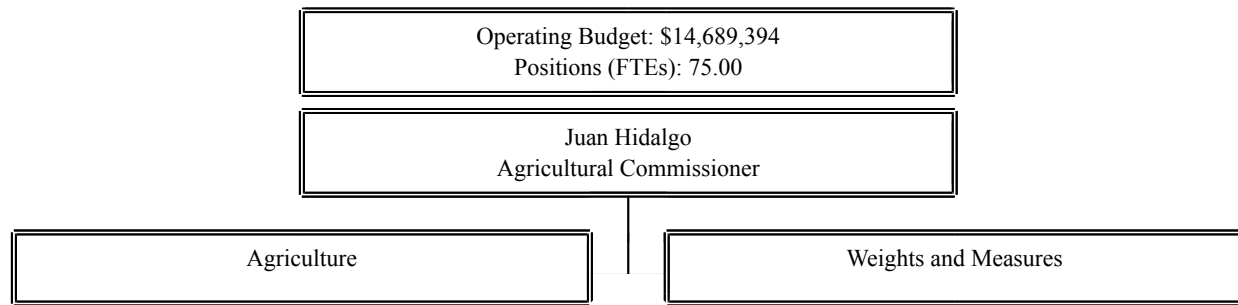
### INFRASTRUCTURE

The Agricultural Commissioner supports public services from its main office in Salinas and satellite offices located in Pajaro, King City, and Marina. The main office location offers services for programs and houses the Weights and Measures Division. This location houses a separate space for the University of California Cooperative Extension and the Agricultural Center which provides a meeting space for agricultural education.

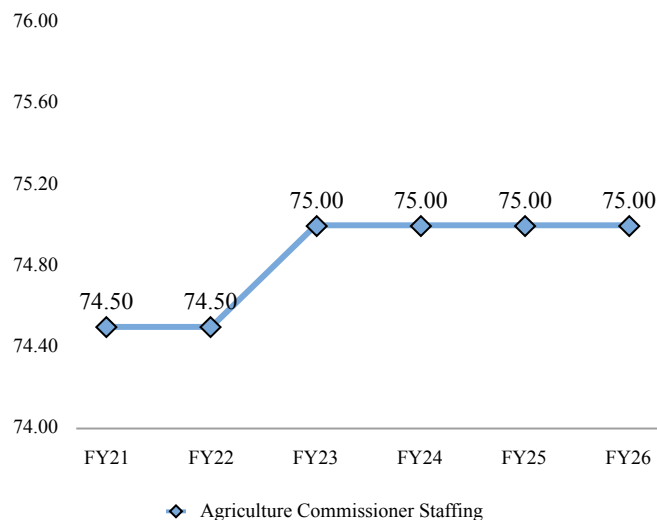
### PUBLIC SAFETY

The Pesticide Use Enforcement program protects farm workers, the public and the environment from pesticide exposure. Preventing the introduction of invasive pests reduces the need to conduct costly eradication measures.

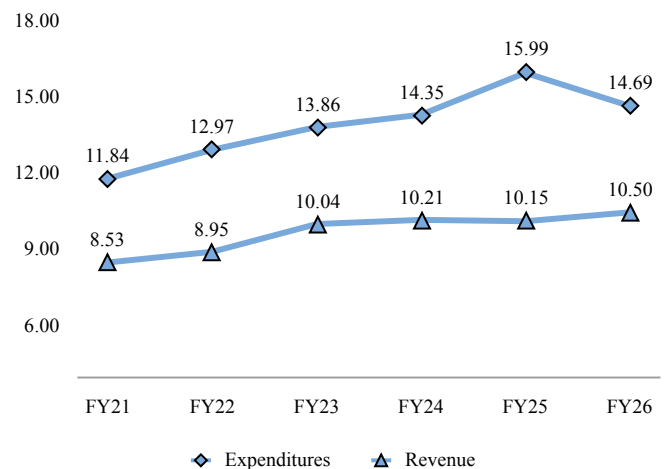




## Staffing Trends



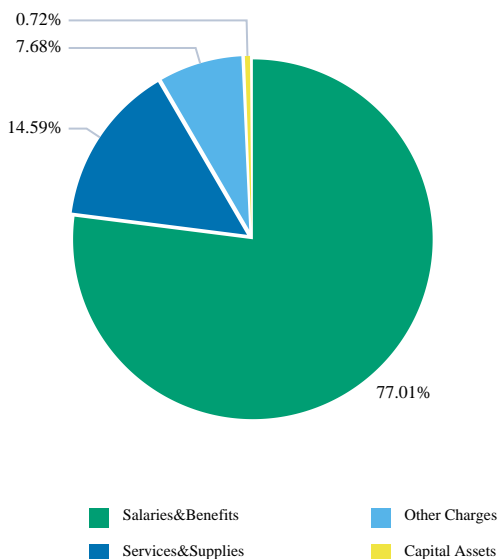
## Expenditure/Revenue History (in millions)



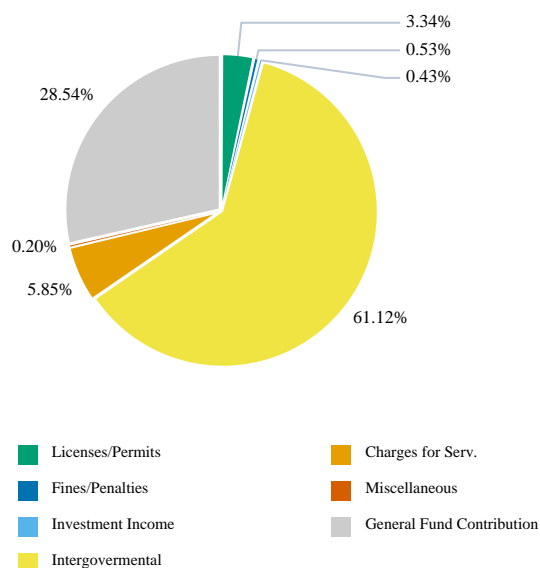
The Agricultural Commissioner enforces state and local regulations in concert with state agencies to protect agriculture, human health and safety, and the environment. Primary programs include pesticide use enforcement, plant quarantine, and fruit and vegetable standardization.

Key Performance Measures	2022-2023 Actual	2023-2024 Actual	2024-2025 Mid-Year
Phytosanitary Certificates for Commodity Export Issued	18,971	20,836	14,555
Pest detection traps set for target insects	47,237	43,521	27,636
Pesticide use monitoring Inspections completed	1,457	1,826	1,029
Pesticide use Training and Outreach Sessions delivered	10	15	12
Weights and Measuring Devices Inspected	7,659	7,811	3,739
Consumer complaints investigated	34	27	21

## Use of Funds



## Source of Funds



## Use of Funds

Expenditures	Prior Year 2023-2024	Adopted Budget 2024-2025	CY Estimate 2024-2025	Requested Budget 2025-2026	Recommended Budget 2025-2026	Recommended Change from Adopted
Salaries and Employee Benefits	\$ 9,589,576	\$ 11,012,668	\$ 10,698,581	\$ 11,312,088	\$ 11,312,088	\$ 299,420
Services and Supplies	2,832,050	2,406,758	2,282,523	2,143,030	2,143,030	(263,728)
Other Charges	1,293,844	2,569,502	2,570,985	1,128,276	1,128,276	(1,441,226)
Capital Assets	0	0	123,047	106,000	106,000	106,000
Other Financing Uses	633,880	-	106,233	-	-	-
<b>Subtotal</b>	<b>\$ 14,349,350</b>	<b>\$ 15,988,928</b>	<b>\$ 15,781,369</b>	<b>\$ 14,689,394</b>	<b>\$ 14,689,394</b>	<b>\$ (1,299,534)</b>

## Source of Funds

Revenues	Prior Year 2023-2024	Adopted Budget 2024-2025	CY Estimate 2024-2025	Requested Budget 2025-2026	Recommended Budget 2025-2026	Recommended Change from Adopted
Licenses, Permits, and Franchises	\$ 500,252	\$ 427,000	\$ 452,250	\$ 490,000	\$ 490,000	\$ 63,000
Fines	108,367	138,500	37,950	77,500	77,500	(61,000)
Revenue from Use of Money & Property	77,025	75,000	77,025	63,150	63,150	(11,850)
Intergovernmental Revenues	8,681,643	8,646,000	9,643,589	8,977,704	8,977,704	331,704
Charges For Services	817,050	829,000	851,340	859,000	859,000	30,000
Miscellaneous Revenues	23,305	35,000	28,486	30,000	30,000	(5,000)
<b>Subtotal</b>	<b>\$ 10,207,642</b>	<b>\$ 10,150,500</b>	<b>\$ 11,090,640</b>	<b>\$ 10,497,354</b>	<b>\$ 10,497,354</b>	<b>\$ 346,854</b>
General Fund Contributions	4,141,708	5,838,428	4,690,729	4,192,040	4,192,040	(1,646,388)
<b>Total Source of Funds</b>	<b>\$ 14,349,350</b>	<b>\$ 15,988,928</b>	<b>\$ 15,781,369</b>	<b>\$ 14,689,394</b>	<b>\$ 14,689,394</b>	<b>\$ (1,299,534)</b>

## Summary of Recommendation

The Recommended Budget for the Agricultural Commissioner is \$14,689,394 financed by \$10,497,354 in revenues and \$4,192,040 in general fund contributions (GFC). The Recommended Budget decreases appropriations by \$1,299,534 from the prior fiscal year due to a decrease in Cost Plan charges and a decrease in budgeted services and supplies. Revenues show an increase of \$346,845 anticipated from state reimbursements to agricultural activities.

The Recommended Budget includes 75.0 positions, no change from Agricultural Commissioner

the prior fiscal year.

## Budget Impacts

There are no budget impacts.

## Prior Year Accomplishments

The Weights & Measures division conducted quality control inspections throughout the County and reviewed approximately 14,000 weighing and

measuring devices used for commercial transactions at nearly 2,000 locations ensuring compliance and protecting consumers.

The Agricultural Commissioner received Unclaimed Gas Tax (UGT), a fund that distributes accumulated unclaimed gasoline taxes to state and local programs that support agriculture, and Mill Tax revenue, from a tax levied by the Department of Pesticide Regulation on the sale of pesticides, by meeting the Maintenance of Effort (MOE) requirement with the California Department of Food and Agriculture (CDFA) and California Department of Pesticide Regulation (CDPR). This funding maintains operations at appropriate levels to implement programs that protect agriculture and communities.

Further refined an electronic dispatch system with shippers and coolers. All Inspector/Biologists receive their dispatch calls electronically, improving departmental efficiency and reducing clerical errors. Phytosanitary certificate requests are now digitally dispatched to and signed by inspectors streamlining the inspection process.

Collaborated with the University of California Integrated Pest Management division to sponsor a Train-the-Trainer program to provide pesticide safety training certification to 40 field supervisors representing various Farm Labor Contractor companies that conduct work in the County. The certification provides supervisors with the knowledge and requirements needed to train agricultural workers and supports continued efforts for the safety of workers.

Continued implementation of the Ag Pass Program, which was approved by the County Board of Supervisors in April 2023. The voluntary program provides representatives of a commercial agricultural operation with limited emergency access to their property in the event of a disaster to conduct limited activities to protect agricultural assets, such as sheltering or evacuating livestock. Sixty-four commercial agricultural operations have signed up for the program in the first two years, and the program is expected to grow. A small pilot program was explored this year to test the feasibility of expanding the Ag Pass area.

**Budget Year Goals**

Retain UGT revenue by meeting the MOE requirements determined by the CDFA.

Conduct outreach and education activities on new pesticide regulatory changes impacting growers.

Present case studies during continuing education sessions to growers and license holders, where basic information is shared from select priority illness investigations that are either recently completed or are in the process of completion. By sharing this information, attendees will become aware of the major incidents that occur in the County, hoping that with the knowledge gained, they may avoid making similar mistakes in the future.

Publish the 2024 Crop Report in English and Spanish to increase readership and accessibility. Release an updated Economic Contributions of Monterey County Agriculture publication that expands on understanding the true value of agriculture to the County's economy.

Continue collaboration with the California Department of Food and Agriculture to participate in applicable survey activity for early detection efforts of new invasive pests not yet found in California.

Continue updating the department's website to comply with new Title II Americans with Disabilities Act web accessibility requirements. In addition to information and resources for the agriculture industry and the public, explore fine and registration payments through online bill pay used by other county offices and departments.

**Pending Issues**

The department will work with the CDFA to continue exclusion and detection efforts for the European Grape Vine Moth, the Asian Citrus Psyllid, Glassy-winged Sharpshooter, and other target pests of concern. Light Brown Apple Moth quarantines by Mexico continue to require significant staff resources. China has opened its border to U.S. strawberries, and the protocol requires intensive inspection. Taiwan's quarantine protocol also requires intensive inspections for exported commodities.

The Department will continue to closely monitor federal budget impacts to the USDA, which may have the potential to negatively affect funding for pest prevention and pest exclusion programs locally.

**Policy Considerations**

Successful management of the department's resources will determine if the County's share of the UGT will continue at historic levels. In FY 2024-25, the County received \$4,547,764 in UGT. Lower spending can affect the amount of UGT received, which may negatively impact the safeguards established to protect the County's leading industry.

## Appropriation Expenditure Detail

Entity Description	Entity Code	Fund Code	Prior Year 2023-2024	Adopted		Requested	Recommended	Recommended
				Budget 2024-2025	CY Estimate 2024-2025	Budget 2025-2026	Budget 2025-2026	Change from Adopted
Agriculture Commissioner	AGR100	1001	\$ 14,349,350	\$ 15,988,928	\$ 15,781,369	\$ 14,689,394	\$ 14,689,394	\$ (1,299,534)
Agriculture	281001	1001	14,349,350	15,139,344	14,912,518	13,713,366	13,713,366	(1,425,978)
Weights & Measures	281002	1001	0	849,584	868,852	976,028	976,028	126,444
Total			\$ 14,349,350	\$ 15,988,928	\$ 15,781,369	\$ 14,689,394	\$ 14,689,394	\$ (1,299,534)

## Adopted 2024-2025 to Recommended 2025-2026 Positions

Classification Code		Classification Label		Adopted Budget 2023-2024	Adopted Budget 2024-2025	Recommended Budget 2025-2026	Change
11A02		AGRICULTURAL COMMISSIONER		1.00	1.00	1.00	0.00
12C01		ASSISTANT AGRICULTURAL COMMISSIONER		1.00	1.00	1.00	0.00
14B32		SENIOR PERSONNEL ANALYST		1.00	1.00	1.00	0.00
14C31		MANAGEMENT ANALYST III		1.00	1.00	1.00	0.00
14H03		PERSONNEL TECHNICIAN-CONFIDENTIAL		1.00	1.00	1.00	0.00
16G25		GIS ANALYST III		1.00	1.00	1.00	0.00
20B10		ACCOUNTANT I		1.00	1.00	1.00	0.00
20B95		FINANCE MANAGER I		1.00	1.00	1.00	0.00
30G22		WEIGHTS/MEASURES INSPECTOR III		5.00	5.00	5.00	0.00
30N05		AGRICULTURAL ASSISTANT II		11.00	11.00	11.00	0.00
30N22		AGRICULTURAL INSPECTOR/BIOLOGIST III		32.00	32.00	32.00	0.00
30N50		AGRICULTURAL PROGRAMS BIOLOGIST		1.00	1.00	1.00	0.00
30N80		DEPUTY AGRICULTURAL COMMISSIONER		8.00	8.00	8.00	0.00
30N81		CHIEF DEPUTY AGRICULTURAL COMMISSIONER		3.00	3.00	3.00	0.00
43J15		SUPERVISING DEPARTMENTAL INFORMATION SYSTEMS COORDINATOR		1.00	1.00	1.00	0.00
80A99		ADMINISTRATIVE SECRETARY-CONFIDENTIAL		1.00	1.00	1.00	0.00
80E22		OFFICE ASSISTANT III		2.00	2.00	2.00	0.00
80G21		DATA ENTRY OPERATOR II		1.00	1.00	1.00	0.00
80J22		SENIOR ACCOUNT CLERK		1.00	1.00	1.00	0.00
80J30		ACCOUNTING TECHNICIAN		1.00	1.00	1.00	0.00
<b>Total</b>				<b>75.00</b>	<b>75.00</b>	<b>75.00</b>	<b>0.00</b>

## Augmentation Requests

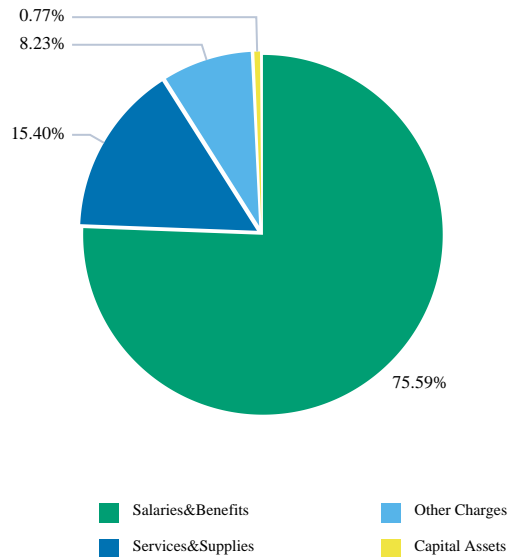
Request Code	Request Name	Ranking Type Name	Requested Amount	Requested FTE	Recommended Budget	Recommended FTE
<b>Grand Total:</b>			-	-	-	-



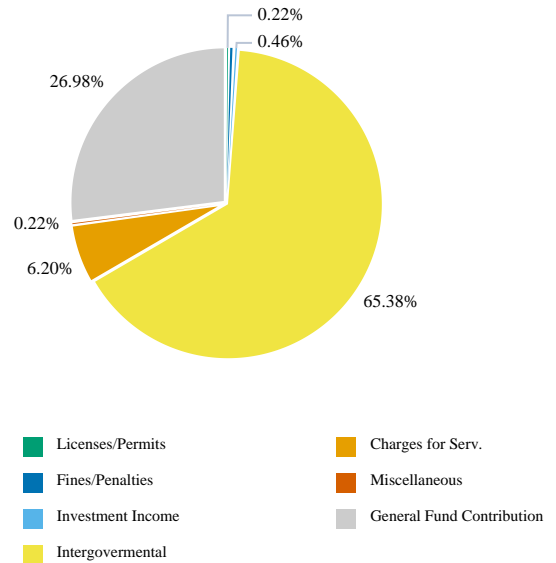
# Agriculture

(Budget Unit 281001 - Fund 1001 - Appropriation Unit AGR100)

## Use of Funds



## Source of Funds



## Use of Funds

Expenditures	Prior Year 2023-2024	Adopted Budget 2024-2025	CY Estimate 2024-2025	Requested Budget 2025-2026	Recommended Budget 2025-2026	Recommended Change from Adopted
Salaries and Employee Benefits	\$ 9,589,576	\$ 10,187,084	\$ 9,895,657	\$ 10,366,613	\$ 10,366,613	\$ 179,529
Services and Supplies	2,832,050	2,382,758	2,216,596	2,112,477	2,112,477	(270,281)
Other Charges	1,293,844	2,569,502	2,570,985	1,128,276	1,128,276	(1,441,226)
Capital Assets	0	0	123,047	106,000	106,000	106,000
Other Financing Uses	633,880	-	106,233	-	-	-
<b>Subtotal</b>	<b>\$ 14,349,350</b>	<b>\$ 15,139,344</b>	<b>\$ 14,912,518</b>	<b>\$ 13,713,366</b>	<b>\$ 13,713,366</b>	<b>\$ (1,425,978)</b>

## Source of Funds

Revenues	Prior Year 2023-2024	Adopted Budget 2024-2025	CY Estimate 2024-2025	Requested Budget 2025-2026	Recommended Budget 2025-2026	Recommended Change from Adopted
Licenses, Permits, and Franchises	\$ 500,252	\$ 27,000	\$ 27,000	\$ 30,000	\$ 30,000	\$ 3,000
Fines	108,367	136,000	36,000	75,000	75,000	(61,000)
Revenue from Use of Money & Property	77,025	75,000	77,025	63,150	63,150	(11,850)
Intergovernmental Revenues	8,680,818	8,634,000	9,632,414	8,965,704	8,965,704	331,704
Charges For Services	817,050	820,000	842,202	850,000	850,000	30,000
Miscellaneous Revenues	23,305	35,000	28,486	30,000	30,000	(5,000)
<b>Subtotal</b>	<b>\$ 10,206,817</b>	<b>\$ 9,727,000</b>	<b>\$ 10,643,126</b>	<b>\$ 10,013,854</b>	<b>\$ 10,013,854</b>	<b>\$ 286,854</b>
General Fund Contributions	4,142,533	5,412,344	4,269,391	3,699,512	3,699,512	(1,712,832)
<b>Total Source of Funds</b>	<b>\$ 14,349,350</b>	<b>\$ 15,139,344</b>	<b>\$ 14,912,518</b>	<b>\$ 13,713,366</b>	<b>\$ 13,713,366</b>	<b>\$ (1,425,978)</b>

## Unit Description

The Agricultural unit conducts programs to monitor and protect the County from environmental, consumer, and special services. Programs include pest detection, management, and prevention; phytosanitary

certification of commodities for export; pesticide use enforcement; quarantine enforcement; inspections of seeds, nurseries, eggs, and apiaries; fruit and vegetable quality standards; crop statistics and registration; and certification of organic producers and handlers.



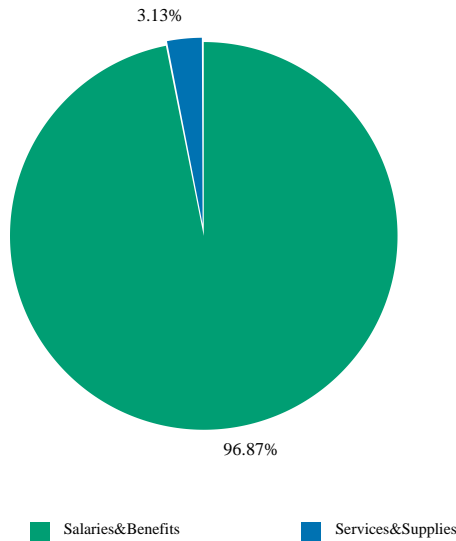
## Recommended FY 2025-2026 Positions

Classification Code	Classification Label	FTE
11A02	AGRICULTURAL COMMISSIONER	1.00
12C01	ASSISTANT AGRICULTURAL COMMISSIONER	1.00
14B32	SENIOR PERSONNEL ANALYST	1.00
14C31	MANAGEMENT ANALYST III	1.00
14H03	PERSONNEL TECHNICIAN- CONFIDENTIAL	1.00
16G25	GIS ANALYST III	1.00
20B10	ACCOUNTANT I	1.00
20B95	FINANCE MANAGER I	1.00
30N05	AGRICULTURAL ASSISTANT II	11.00
30N22	AGRICULTURAL INSPECTOR/BIOLOGIST III	32.00
30N50	AGRICULTURAL PROGRAMS BIOLOGIST	1.00
30N80	DEPUTY AGRICULTURAL COMMISSIONER	7.00
30N81	CHIEF DEPUTY AGRICULTURAL COMMISSIONER	3.00
43J15	SUPERVISING DEPARTMENTAL INFORMATION SYSTEMS COORDINATOR	1.00
80A99	ADMINISTRATIVE SECRETARY- CONFIDENTIAL	1.00
80E22	OFFICE ASSISTANT III	2.00
80G21	DATA ENTRY OPERATOR II	1.00
80J22	SENIOR ACCOUNT CLERK	1.00
80J30	ACCOUNTING TECHNICIAN	1.00
Total		69.00

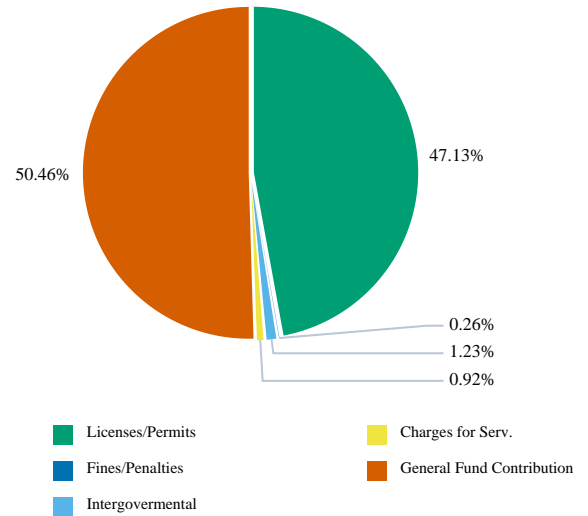
# Weights and Measures

(Budget Unit 281002 - Fund 1001 - Appropriation Unit AGR100)

## Use of Funds



## Source of Funds



## Use of Funds

Expenditures	Prior Year 2023-2024	Adopted Budget 2024-2025	CY Estimate 2024-2025	Requested Budget 2025-2026	Recommended Budget 2025-2026	Recommended Change from Adopted
Salaries and Employee Benefits	\$ -	\$ 825,584	\$ 802,924	\$ 945,475	\$ 945,475	\$ 119,891
Services and Supplies	-	24,000	65,927	30,553	30,553	6,553
<b>Subtotal</b>	<b>\$ -</b>	<b>\$ 849,584</b>	<b>\$ 868,852</b>	<b>\$ 976,028</b>	<b>\$ 976,028</b>	<b>\$ 126,444</b>

## Source of Funds

Revenues	Prior Year 2023-2024	Adopted Budget 2024-2025	CY Estimate 2024-2025	Requested Budget 2025-2026	Recommended Budget 2025-2026	Recommended Change from Adopted
Licenses, Permits, and Franchises	\$ -	\$ 400,000	\$ 425,250	\$ 460,000	\$ 460,000	\$ 60,000
Fines	-	2,500	1,950	2,500	2,500	0
Intergovernmental Revenues	825	12,000	11,175	12,000	12,000	0
Charges For Services	-	9,000	9,138	9,000	9,000	0
<b>Subtotal</b>	<b>\$ 825</b>	<b>\$ 423,500</b>	<b>\$ 447,514</b>	<b>\$ 483,500</b>	<b>\$ 483,500</b>	<b>\$ 60,000</b>
General Fund Contributions	(825)	426,084	421,338	492,528	492,528	66,444
<b>Total Source of Funds</b>	<b>\$ 0</b>	<b>\$ 849,584</b>	<b>\$ 868,852</b>	<b>\$ 976,028</b>	<b>\$ 976,028</b>	<b>\$ 126,444</b>

## Unit Description

The Weights and Measures unit is responsible for verifying the accuracy of weighing and measuring devices, transaction verification, quantity control of prepackaged commodities, weighmaster enforcement, and petroleum products enforcement. The unit conducts investigations into consumer complaints along with annual certification of registered scales and measuring devices throughout the County.

## Recommended FY 2025-2026 Positions

Classification Code	Classification Label	FTE
30G22	WEIGHTS/MEASURES INSPECTOR III	5.00
30N80	DEPUTY AGRICULTURAL COMMISSIONER	1.00
<b>Total</b>		<b>6.00</b>

---

# Housing and Community Development

---

## Departmental Overview:

The Department of Housing and Community Development (HCD) balances environmental protection with sustainable development. HCD brings together a range of land use services including housing, planning, and development to ensure reasonable and safe development, plan for the County's future needs, manage infrastructure and county facilities, and protect natural resources.

## Programs and Functions:

HCD includes four divisions: Administrative Support, Development Services, Planning Services, and the Permit Center. Administrative Support provides budgeting, accounting, customer service, human resources, safety, secretarial support, and information. Development Services includes three sections: Building Services, Environmental Services, and Engineering Services. Planning Services comprises three sections: Advance (Long-Range) Planning, Current Planning, and Housing Programs. The Permit Center manages public records, the call center, and is the first point of contact for guidance on planning and construction-related permits.

## Department's Contributions to the County's Prior Strategic Initiatives:

### ECONOMIC DEVELOPMENT

Streamline the permitting and application process and develop regulations that provide opportunities to generate increased tax revenue and facilitate safe and affordable housing opportunities to support the County's workforce.

### ADMINISTRATION

Utilize performance measures to monitor key public services and track trends that form organizational improvements, budgeting priorities, and efficiencies.

### HEALTH AND HUMAN SERVICES

Promote health in all land use policy documents. Support other county office and department efforts for special needs housing and programs. Consider environmental justice, racial equity factors, and human health when preparing plans.

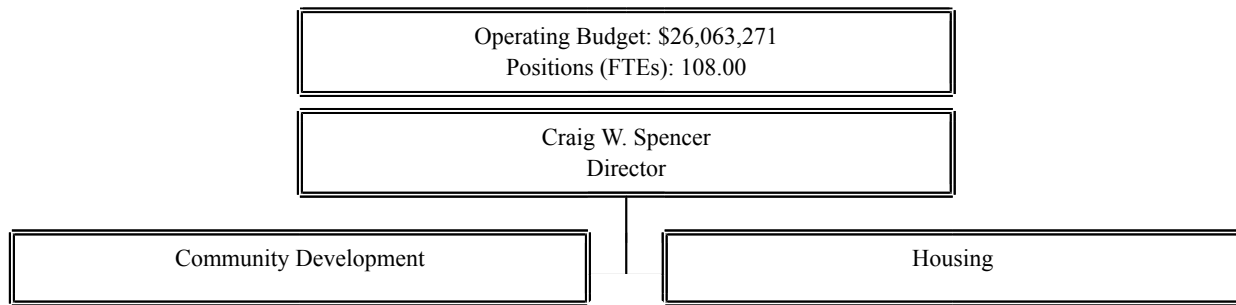
### INFRASTRUCTURE

Ensure that projects and plans provide adequate infrastructure funding and planning to maintain customer-expected service levels while protecting the natural environment.

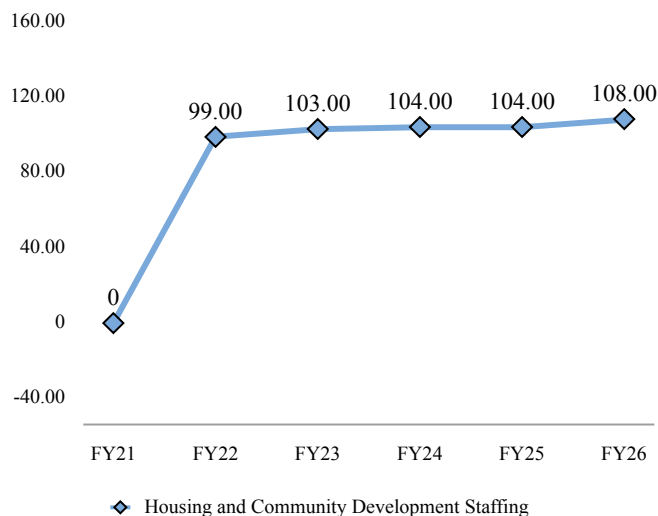
### PUBLIC SAFETY

Serve as a lead agency for public safety in the County's unincorporated areas, coordinate with other land use agencies on policy development and implementation, review and inspect development, and coordinate with county offices and departments and agencies in cases of natural disasters. Ensure development is done to protect the health, safety, and general welfare of the County's residents and visitors.

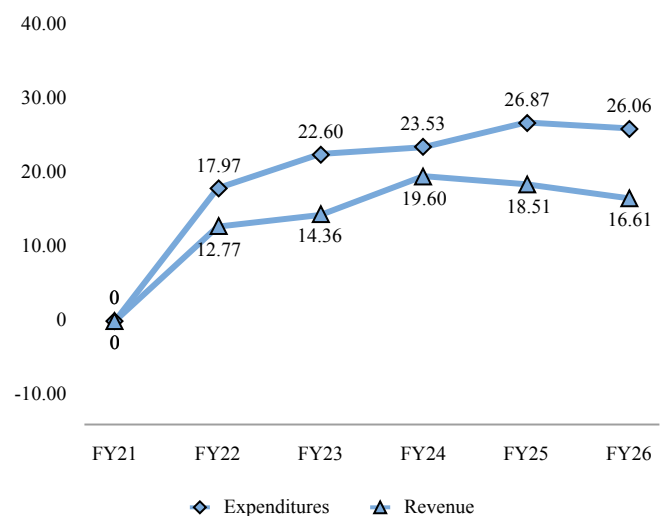




## Staffing Trends



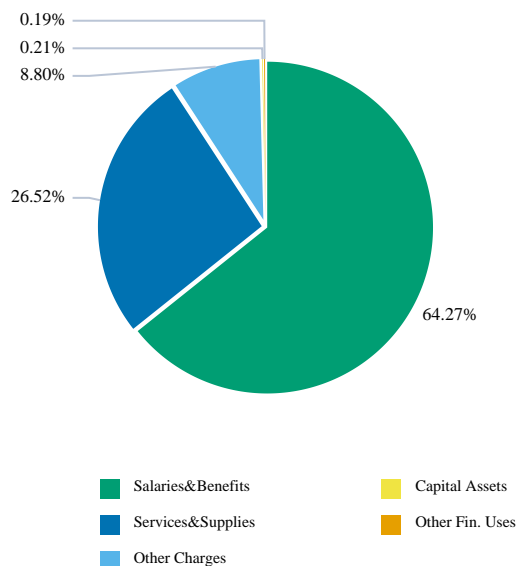
## Expenditure/Revenue History (in millions)



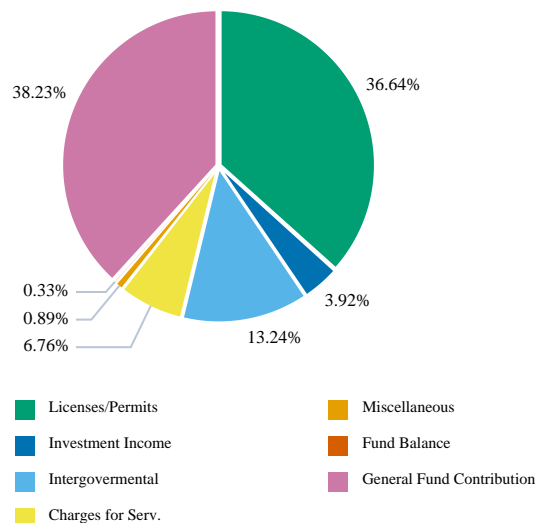
HCD utilizes these performance measures to inform operational improvements, assist in developing budgets, and identify additional resources needed to achieve its targets. HCD is evaluating other processes and programs to establish additional key performance measures.

Key Performance Measures	2022-2023 Actual	2023-2024 Actual	2024-2025 Mid-Year
Percentage of applied Planning permits approved or denied. Target 90%	96%	90%	88%
Percentage of Building permits issued. Target 95%	96%	90%	77%
Percentage of Code Compliance cases closed. Target 75%	45%	73%	85%

## Use of Funds



## Source of Funds



## Use of Funds

Expenditures	Prior Year 2023-2024	Adopted Budget 2024-2025	CY Estimate 2024-2025	Requested Budget 2025-2026	Recommended Budget 2025-2026	Recommended Change from Adopted
Salaries and Employee Benefits	\$ 12,224,730	\$ 14,676,979	\$ 13,335,762	\$ 16,751,974	\$ 16,751,974	\$ 2,074,995
Services and Supplies	8,411,271	6,256,646	7,192,268	7,177,690	6,912,190	655,544
Other Charges	1,589,633	1,335,969	1,219,605	2,294,028	2,294,028	958,059
Capital Assets	1,300,090	2,051,483	51,483	55,079	55,079	(1,996,404)
Other Financing Uses	-	2,550,000	450,000	50,000	50,000	(2,500,000)
<b>Subtotal</b>	<b>\$ 23,525,724</b>	<b>\$ 26,871,077</b>	<b>\$ 22,249,118</b>	<b>\$ 26,328,771</b>	<b>\$ 26,063,271</b>	<b>\$ (807,806)</b>

## Source of Funds

Revenues	Prior Year 2023-2024	Adopted Budget 2024-2025	CY Estimate 2024-2025	Requested Budget 2025-2026	Recommended Budget 2025-2026	Recommended Change from Adopted
Licenses, Permits, and Franchises	\$ 8,682,958	\$ 8,631,208	\$ 8,744,247	\$ 9,903,389	\$ 9,903,389	\$ 1,272,181
Revenue from Use of Money & Property	718,080	644,719	1,033,382	1,059,480	1,059,480	414,761
Intergovernmental Revenues	7,257,581	6,568,033	3,727,076	3,578,479	3,578,479	(2,989,554)
Charges For Services	1,709,844	1,671,906	1,454,659	1,828,233	1,828,233	156,327
Miscellaneous Revenues	183,818	995,609	488,289	239,735	239,735	(755,874)
Other Financing Sources	1,049,680	-	0	-	-	-
<b>Subtotal</b>	<b>\$ 19,601,961</b>	<b>\$ 18,511,475</b>	<b>\$ 15,447,653</b>	<b>\$ 16,609,316</b>	<b>\$ 16,609,316</b>	<b>\$ (1,902,159)</b>
Fund Balance	\$ (2,589,889)	\$ (1,266,177)	\$ (1,514,391)	\$ (879,269)	\$ (879,269)	\$ 386,908
General Fund Contributions	6,513,652	9,625,779	8,315,856	10,598,724	10,333,224	707,445
<b>Total Source of Funds</b>	<b>\$ 23,525,724</b>	<b>\$ 26,871,077</b>	<b>\$ 22,249,118</b>	<b>\$ 26,328,771</b>	<b>\$ 26,063,271</b>	<b>\$ (807,806)</b>

## Summary of Recommendation

The Recommended Budget for the Housing and Community Development (HCD) Department includes \$26,063,271 in expenditures, financed by \$16,609,316 in program revenue and \$10,333,224 in General Fund Contribution (GFC) with an expected surplus of \$879,269 in non-General Fund balances. The Recommended Budget for HCD includes 108 positions, an increase of 4 FTE over the FY 2024-25 Adopted Budget.

## Budget Impacts

HCD submitted five augmentation requests totaling \$1,201,787 that may be categorized as Department Programs and County Programs. Four are included in the Recommended Budget for a total of \$936,287. The department also requested \$78,000 for increased technology to simplify the permitting process. This request was not recommended but the department believes it will be able to fund the upgrades with the approved

appropriations when the FY 2025-26 budget is adopted. The approved augmentation requests are:

- 1) General Plan Housing and Safety Element Update and Preparation of Environmental Justice Element, \$373,787
- 2) Chualar Community Plan, \$375,000
- 3) Consultant services for Building Plan Check, \$75,000
- 4) Consultant services for Planning Plan Check, \$112,500

HCD will utilize salary savings from vacant positions to assist with funding any outside consultant work necessary to meet permit processing timelines.

---

**Prior Year Accomplishments**

Goal 1 Housing Administration: Complete the Sixth Cycle Housing Element and begin program implementation to spur the development of housing projects.

A draft Sixth Cycle Housing Element was submitted to the California Department of Housing and Community Development in August 2024. In November 2024, the state provided findings from its review of the draft. Before the end of FY 2024-25, an updated Housing Element will be submitted to the state for a second review. Certification is anticipated early in FY 2025-26.

Goal 2 Code Compliance: Address the backlog of Code Compliance cases. Tasks include reviewing code compliance division policies and procedures, developing reasonable standard operating procedures, reviewing cases in the backlog to determine if they can be closed, and scheduling Administrative Hearings for cases that have not progressed.

HCD reduced the backlog of code compliance cases to approximately 2,700. In the 2024 calendar year, HCD responded to 665 new code compliance cases and closed 700 cases.

Goal 3 Permit Streamlining: Implement permit processing efficiencies to reduce backlogs and wait times. Tasks to accomplish this goal include identifying and maintaining a list of policies and regulations that need updates and implementing at least one ordinance or resolution that improves permitting efficiencies.

HCD continues to evaluate new ways to streamline the permitting process. Organizational charts have been modified to address long-standing weaknesses and points of failure in the process. Recruitments

for new and modified positions are underway and progress and improvements will be monitored closely in the coming fiscal year. Minor permit reviews have been simplified by reducing documentation needed to approve. With input from the architectural and construction industry partners, a standardized checklist of information needed for a permit to build one new single-family dwelling or to do an addition/remodel has been developed. A list of other policy updates has been developed and prioritized.

Goal 4 Customer Service: Fill vacant positions including the ombudsperson position and develop a system for proactively monitoring the progress of permits.

In FY 2024-25, HCD experienced significant turnover in the Planning Division. Other divisions remained relatively stable. Despite a mid-year hiring freeze, HCD has managed to recruit for new principal planners, new associate planners, and an ombudsperson to support the Planning team. Ongoing training is planned to improve responsiveness and customer service.

---

**Budget Year Goals**

Goal 1 Housing Administration: Complete the Sixth Cycle Housing Element.

Goal 2 Make substantial progress toward completion of the Chualar Community Plan.

Goal 3 Reduce vacancies within the department.

Goal 4 Improve services levels by reducing permit processing times, updating policies, ensuring clear and prompt communication, and improving access to technological resources.

---

**Pending Issues**

Historic lack of progress on the 2010 General Plan implementation, considerable changes in state law surrounding housing, and the ongoing need for regulatory updates have created a backlog of long-range planning activities. The Recommended Budget includes positions and funding that reflect the need to address this backlog.

---

**Policy Considerations**

HCD continually evaluates the need for land use and housing policy updates, working with the Planning Commission and Board of Supervisors.

## Appropriation Expenditure Detail

Entity Description	Entity Code	Fund Code	Prior Year 2023-2024	Adopted Budget 2024-2025	CY Estimate 2024-2025	Requested Budget 2025-2026	Recommended Budget 2025-2026	Recommended Change from Adopted
<b>Housing and Community Development Administration</b>	<b>HCD100</b>	<b>1001</b>	<b>\$ 3,520,235</b>	<b>\$ 3,127,537</b>	<b>\$ 3,031,483</b>	<b>\$ 2,901,153</b>	<b>\$ 2,901,153</b>	<b>\$ (226,384)</b>
Housing and Community Development Administration	310001	1001	3,520,235	3,127,537	3,031,483	2,901,153	2,901,153	(226,384)
<b>Community Development</b>	<b>HCD101</b>	<b>1001</b>	<b>13,505,975</b>	<b>16,567,088</b>	<b>15,335,282</b>	<b>19,605,698</b>	<b>19,340,198</b>	<b>2,773,110</b>
Community Development	310002	1001	13,505,975	16,567,088	15,335,282	19,605,698	19,340,198	2,773,110
<b>Inclusionary Housing</b>	<b>HCD104</b>	<b>1250</b>	<b>367,836</b>	<b>880,069</b>	<b>950,844</b>	<b>148,569</b>	<b>148,569</b>	<b>(731,500)</b>
Inclusionary Housing	310005	1250	367,836	880,069	950,844	148,569	148,569	(731,500)
<b>Community Development Reuse</b>	<b>HCD105</b>	<b>1270</b>	<b>2,191,223</b>	<b>2,245,766</b>	<b>377,437</b>	<b>521,368</b>	<b>521,368</b>	<b>(1,724,398)</b>
Community Development Reuse	310006	1270	2,191,223	2,245,766	377,437	521,368	521,368	(1,724,398)
<b>Community Development Grant</b>	<b>HCD106</b>	<b>1270</b>	<b>1,739,556</b>	<b>2,420,010</b>	<b>1,776,690</b>	<b>2,854,529</b>	<b>2,854,529</b>	<b>434,519</b>
Community Development Grant	310007	1270	1,739,556	2,420,010	1,776,690	2,854,529	2,854,529	434,519
<b>Fort Ord Habitat Management</b>	<b>HCD103</b>	<b>1370</b>	<b>87,466</b>	<b>495,107</b>	<b>168,053</b>	<b>53,258</b>	<b>53,258</b>	<b>(441,849)</b>
Fort Ord Habitat Management	310004	1370	87,466	495,107	168,053	53,258	53,258	(441,849)
<b>Castroville / Pajaro Housing Set-Aside</b>	<b>HCD107</b>	<b>1531</b>	<b>2,096,328</b>	<b>175,500</b>	<b>144,330</b>	<b>184,196</b>	<b>184,196</b>	<b>8,696</b>
Castroville / Pajaro Housing Set-Aside	310008	1531	2,096,328	175,500	144,330	184,196	184,196	8,696
<b>East Garrison Developer Reimbursements</b>	<b>HCD102</b>	<b>1910</b>	<b>17,105</b>	<b>960,000</b>	<b>465,000</b>	<b>60,000</b>	<b>60,000</b>	<b>(900,000)</b>
East Garrison Developer Reimbursements	310003	1910	17,105	960,000	465,000	60,000	60,000	(900,000)
<b>Total</b>			<b>\$ 23,525,724</b>	<b>\$ 26,871,077</b>	<b>\$ 22,249,118</b>	<b>\$ 26,328,771</b>	<b>\$ 26,063,271</b>	<b>\$ (807,806)</b>

## Adopted 2024-2025 to Recommended 2025-2026 Positions

Classification Code	Classification Label	Adopted Budget 2023-2024	Adopted Budget 2024-2025	Recommended Budget 2025-2026	Change
11A34	DIRECTOR OF HOUSING AND COMMUNITY DEVELOPMENT	1.00	1.00	1.00	0.00
14C30	MANAGEMENT ANALYST II	4.00	4.00	3.00	(1.00)
14C31	MANAGEMENT ANALYST III	1.00	1.00	1.00	0.00
14G02	MANAGEMENT ANALYST I	1.00	1.00	1.00	0.00
14H30	RMA OMBUDSPERSON	1.00	1.00	1.00	0.00
14K46	PERMIT CENTER MANAGER	1.00	1.00	1.00	0.00
14K47	BUILDING SERVICES MANAGER	1.00	1.00	1.00	0.00
14K50	CHIEF OF PLANNING	1.00	1.00	1.00	0.00
14K51	PRINCIPAL PLANNER	2.00	2.00	3.00	1.00
14M22	HOUSING PROGRAM MANAGER	1.00	1.00	1.00	0.00
20B10	ACCOUNTANT I	1.00	1.00	1.00	0.00
20B95	FINANCE MANAGER I	2.00	2.00	2.00	0.00
30D21	BUILDING INSPECTOR II	5.00	5.00	5.00	0.00
30D22	SENIOR BUILDING INSPECTOR	1.00	1.00	1.00	0.00

## Adopted 2024-2025 to Recommended 2025-2026 Positions

Classification Code	Classification Label	Adopted Budget 2023-2024	Adopted Budget 2024-2025	Recommended Budget 2025-2026	Change
30D25	CHIEF OF BUILDING SERVICES	1.00	1.00	1.00	0.00
34P26	CODE COMPLIANCE INSPECTOR II	8.00	8.00	10.00	2.00
34P27	SENIOR CODE COMPLIANCE INSPECTOR	1.00	1.00	1.00	0.00
41A10	ASSISTANT ENGINEER	2.00	2.00	2.00	0.00
41A20	CIVIL ENGINEER	1.00	1.00	0.00	(1.00)
41A22	SENIOR CIVIL ENGINEER	1.00	1.00	1.00	0.00
41B21	BUILDING PLANS EXAMINER	4.00	4.00	5.00	1.00
41C02	WATER RESOURCES HYDROLOGIST	2.00	2.00	2.00	0.00
41C14	ASSOCIATE WATER RESOURCES HYDROLOGIST	1.00	1.00	1.00	0.00
41F11	ASSOCIATE PLANNER	12.00	12.00	13.00	1.00
41F22	SENIOR PLANNER	4.00	4.00	4.00	0.00
41F23	SUPERVISING PLANNER	2.00	2.00	2.00	0.00
41F31	REDEVELOPMENT/HOUSING PROJECT ANALYST II	1.00	1.00	1.00	0.00
41F32	REDEVELOPMENT/HOUSING PROJECT ANALYST III	1.00	1.00	1.00	0.00
43A22	ENGINEERING AIDE III	1.00	1.00	1.00	0.00
43A23	ENGINEERING TECHNICIAN	2.00	2.00	2.00	0.00
43B03	WATER RESOURCES TECHNICIAN	2.00	2.00	2.00	0.00
43C10	PERMIT TECHNICIAN I	3.00	3.00	3.00	0.00
43C11	PERMIT TECHNICIAN II	5.00	5.00	5.00	0.00
43C12	PERMIT TECHNICIAN III	3.00	3.00	4.00	1.00
80A31	SECRETARY	2.00	2.00	2.00	0.00
80A32	SENIOR SECRETARY	2.00	2.00	2.00	0.00
80A33	ADMINISTRATIVE SECRETARY	1.00	1.00	1.00	0.00
80A99	ADMINISTRATIVE SECRETARY-CONFIDENTIAL	1.00	1.00	1.00	0.00
80E01	OFFICE ASSISTANT I	1.00	1.00	1.00	0.00
80E21	OFFICE ASSISTANT II	10.00	10.00	10.00	0.00
80E22	OFFICE ASSISTANT III	3.00	3.00	3.00	0.00
80E80	PRINCIPAL OFFICE ASSISTANT	1.00	1.00	1.00	0.00
80E82	SUPERVISING OFFICE ASSISTANT II	1.00	1.00	1.00	0.00
80J22	SENIOR ACCOUNT CLERK	1.00	1.00	1.00	0.00
80J30	ACCOUNTING TECHNICIAN	1.00	1.00	1.00	0.00
<b>Total</b>		104.00	104.00	108.00	4.00

## Augmentation Requests

Request Code	Request Name	Ranking Type Name	Requested Amount	Requested FTE	Recommended Budget	Recommended FTE
310002-1001-AUG001	Contract Plan Check and Inspection Services	Status Quo Other	100,000	-	75,000	-
310002-1001-AUG002	Planning On-Call Services	Status Quo Other	150,000	-	112,500	-
310002-1001-AUG003	Chualar Community Plan	New Mandated Program/Service w/ General Fund Funding	500,000	-	375,000	-



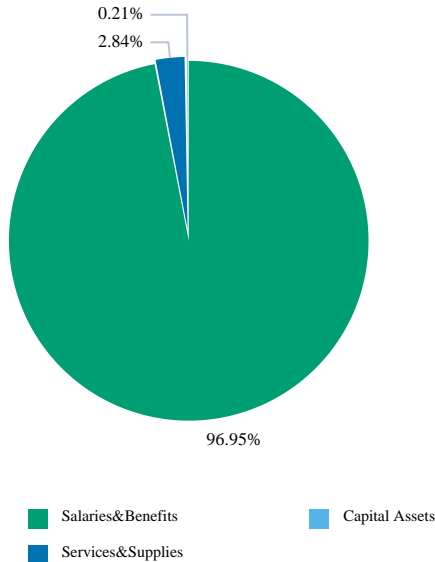
## Augmentation Requests

Request Code	Request Name	Ranking Type Name	Requested Amount	Requested FTE	Recommended Budget	Recommended FTE
310002-1001-AUG004	General Plan Housing and Safety Element Update.	New Program/Service w/ General Fund Funding	373,787	-	373,787	-
310002-1001-AUG005	Technology for Land Use	New Program/Service w/ General Fund Funding	78,000	-	-	-
<b>Grand Total:</b>			<b>1,201,787</b>	<b>-</b>	<b>936,287</b>	<b>-</b>

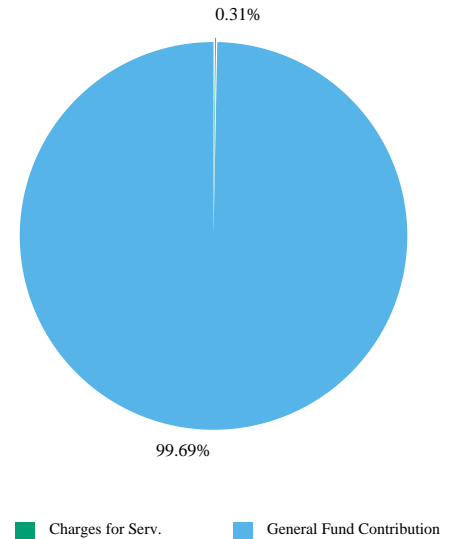
# Housing and Community Development Administration

(Budget Unit 310001 - Fund 1001 - Appropriation Unit HCD100)

## Use of Funds



## Source of Funds



## Use of Funds

Expenditures	Prior Year 2023-2024	Adopted Budget 2024-2025	CY Estimate 2024-2025	Requested Budget 2025-2026	Recommended Budget 2025-2026	Recommended Change from Adopted
Salaries and Employee Benefits	\$ 2,356,912	\$ 2,784,144	\$ 2,677,141	\$ 3,043,023	\$ 3,043,023	\$ 258,879
Services and Supplies	75,075	171,030	181,979	89,120	89,120	(81,910)
Other Charges	1,088,237	165,883	165,883	(237,470)	(237,470)	(403,353)
Capital Assets	10	6,480	6,480	6,480	6,480	0
<b>Subtotal</b>	<b>\$ 3,520,235</b>	<b>\$ 3,127,537</b>	<b>\$ 3,031,483</b>	<b>\$ 2,901,153</b>	<b>\$ 2,901,153</b>	<b>\$ (226,384)</b>

## Source of Funds

Revenues	Prior Year 2023-2024	Adopted Budget 2024-2025	CY Estimate 2024-2025	Requested Budget 2025-2026	Recommended Budget 2025-2026	Recommended Change from Adopted
Charges For Services	\$ 10,995	\$ 8,948	\$ 8,949	\$ 8,948	\$ 8,948	\$ 0
<b>Subtotal</b>	<b>\$ 10,995</b>	<b>\$ 8,948</b>	<b>\$ 8,949</b>	<b>\$ 8,948</b>	<b>\$ 8,948</b>	<b>\$ 0</b>
General Fund Contributions	3,509,240	3,118,589	3,022,534	2,892,205	2,892,205	(226,384)
<b>Total Source of Funds</b>	<b>\$ 3,520,235</b>	<b>\$ 3,127,537</b>	<b>\$ 3,031,483</b>	<b>\$ 2,901,153</b>	<b>\$ 2,901,153</b>	<b>\$ (226,384)</b>

## Unit Description

HCD's Administrative Unit is responsible for functional activities that support the department and provide departmental executive direction, oversight, and centralized administrative and financial support. This unit includes consolidated functions that provide services to support HCD operations, including budget, finance, accounting services, and administrative support. The management analyst team oversees contracts and agreements, and supports special projects, programs, and administrative functions for the department, including former redevelopment, the former Fort Ord, and projects in the lower Carmel River area.

This unit is also responsible for the County's affordable and inclusionary housing programs, community development, homelessness program County of Monterey Recommended Budget FY 2025-26

support, and related grants. Other responsibilities include staffing the Housing Advisory Committee, the Urban/County Community Development Block Grant Committee, and providing support for the Health, Housing, Homelessness and Human Services Committee.

## Recommended FY 2025-2026 Positions

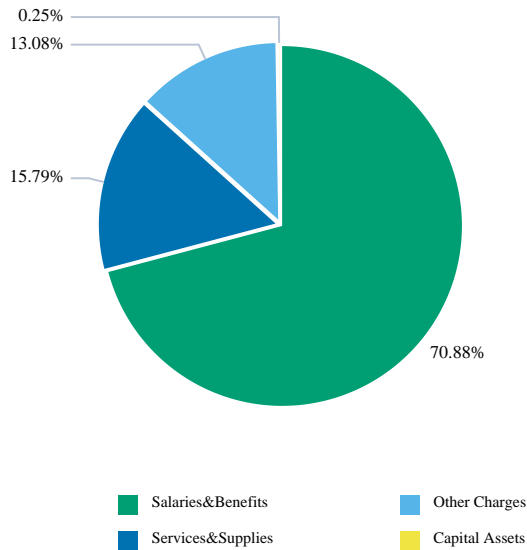
Classification Code	Classification Label	FTE
11A34	DIRECTOR OF HOUSING AND COMMUNITY DEVELOPMENT	1.00
14C30	MANAGEMENT ANALYST II	2.00
14C31	MANAGEMENT ANALYST III	1.00

14G02	MANAGEMENT ANALYST I	1.00
14H30	RMA OMBUDSPERSON	1.00
14M22	HOUSING PROGRAM MANAGER	1.00
20B10	ACCOUNTANT I	1.00
20B95	FINANCE MANAGER I	2.00
41F31	REDEVELOPMENT/HOUSING PROJECT ANALYST II	1.00
41F32	REDEVELOPMENT/HOUSING PROJECT ANALYST III	1.00
80A31	SECRETARY	1.00
80A32	SENIOR SECRETARY	1.00
80A99	ADMINISTRATIVE SECRETARY- CONFIDENTIAL	1.00
80J22	SENIOR ACCOUNT CLERK	1.00
80J30	ACCOUNTING TECHNICIAN	1.00
Total		17.00

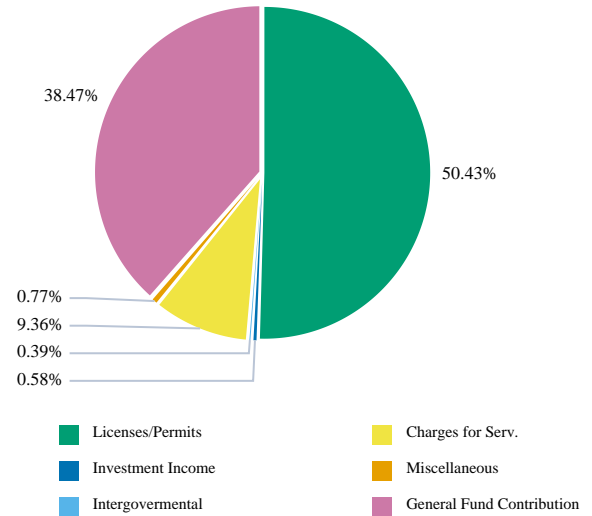
# Community Development

(Budget Unit 310002 - Fund 1001 - Appropriation Unit HCD101)

## Use of Funds



## Source of Funds



## Use of Funds

Expenditures	Prior Year 2023-2024	Adopted Budget 2024-2025	CY Estimate 2024-2025	Requested Budget 2025-2026	Recommended Budget 2025-2026	Recommended Change from Adopted
Salaries and Employee Benefits	\$ 9,867,817	\$ 11,892,835	\$ 10,658,621	\$ 13,708,951	\$ 13,708,951	\$ 1,816,116
Services and Supplies	3,107,270	3,459,164	3,461,573	3,318,650	3,053,150	(406,014)
Other Charges	530,642	1,170,086	1,170,085	2,529,498	2,529,498	1,359,412
Capital Assets	246	45,003	45,003	48,599	48,599	3,596
<b>Subtotal</b>	<b>\$ 13,505,975</b>	<b>\$ 16,567,088</b>	<b>\$ 15,335,282</b>	<b>\$ 19,605,698</b>	<b>\$ 19,340,198</b>	<b>\$ 2,773,110</b>

## Source of Funds

Revenues	Prior Year 2023-2024	Adopted Budget 2024-2025	CY Estimate 2024-2025	Requested Budget 2025-2026	Recommended Budget 2025-2026	Recommended Change from Adopted
Licenses, Permits, and Franchises	\$ 8,682,958	\$ 8,481,208	\$ 8,594,247	\$ 9,753,389	\$ 9,753,389	\$ 1,272,181
Revenue from Use of Money & Property	-	-	-	112,270	112,270	112,270
Intergovernmental Revenues	97,288	-	0	75,000	75,000	75,000
Charges For Services	1,670,059	1,562,542	1,431,566	1,810,285	1,810,285	247,743
Miscellaneous Revenues	45,688	16,148	16,148	148,235	148,235	132,087
Other Financing Sources	5,570	-	0	-	-	-
<b>Subtotal</b>	<b>\$ 10,501,563</b>	<b>\$ 10,059,898</b>	<b>\$ 10,041,961</b>	<b>\$ 11,899,179</b>	<b>\$ 11,899,179</b>	<b>\$ 1,839,281</b>
General Fund Contributions	3,004,412	6,507,190	5,293,321	7,706,519	7,441,019	933,829
<b>Total Source of Funds</b>	<b>\$ 13,505,975</b>	<b>\$ 16,567,088</b>	<b>\$ 15,335,282</b>	<b>\$ 19,605,698</b>	<b>\$ 19,340,198</b>	<b>\$ 2,773,110</b>

## Unit Description

HCD's Community Development Unit consists of the following functions: Permit Center, Planning Services, and Development Services (Building, Engineering, Code Compliance, and Environmental).

The Permit Center provides agency-wide internal and external customer service through its Permit Counter, Call Center, Public Records, and County of Monterey Recommended Budget FY 2025-26

Administrative Support teams. The unit is responsible for the departmental website and access to public data.

Planning is primarily responsible for regulating development activity in the unincorporated areas of the County, preparing and implementing land use policy and regulations, providing information to the public, and reviewing development projects to ensure compliance with the County's land use regulations governing planning, building construction and

Housing and Community Developer

design, subdivisions, grading, and erosion control. In addition, Planning is responsible for preparing and reviewing environmental documents for development within the County, processing discretionary land use permits, managing records, implementing ordinances, and maintaining long-range planning documents, including the General Plan (a long-range policy document that guides future development and conservation with the county) and Local Coastal Program (critical land use planning document that allows coastal counties to implement the California Coastal Act at the local level). Planning supports the Planning Commission (advisory body to the Board of Supervisors, primarily focused on land use planning and development), Zoning Administrator, Cannabis Committee, Inter-Agency Review (IAR), Airport Land Use Commission (ALUC), Land Use Advisory Committees (LUAC) and Historical Committees.

Building Services issues construction permits, reviews and approves proposed construction documentation, performs inspections of ongoing construction to ensure compliance with county and state laws related to building health and safety standards, and conducts code compliance for building and land use. Building Services includes four programs and coordinates the review and approval of building permit applications with other related county agencies and 13 fire protection districts. Plan check engineers and technicians review plans and supporting documentation to ensure that building codes and other construction regulations are met. Inspectors investigate construction work performed without permits, provide technical advice to the public in the field or office, and perform routine plan checks as time permits. Code Enforcement responds to and investigates complaints of violations regarding state and county building, zoning, housing, and grading policies and helps property owners bring their properties into compliance.

Engineering Services reviews major and minor subdivision improvement plans, surveys, and maps, and processes final maps and parcel maps in accordance with the Subdivision Map Act, the Land Surveyors Act, and local ordinances. Additionally, Engineering Services reviews technical documentation consistent with the California Environmental Quality Act (CEQA), which requires that state and local agencies disclose and evaluate the significant environmental impacts of proposed projects and adopt all feasible mitigation measures to reduce or eliminate those impacts; provides the technical review of boundary maps for the Local Agency Formation Commission (LAFCo), an independent regulatory commission established by the State Legislature to regulate the boundaries of cities and most special districts within each county; maintains the road-naming and house numbering system; issues transportation permits for oversize and overweight vehicles traveling in the County; and issues encroachment permits for public right-of-way.

Environmental Services consolidates development review responsibilities for grading and erosion control. This unit conducts construction site inspections to ensure code compliance and manages the Construction Site Stormwater Runoff Control Program and the Post-Construction Stormwater Management Program.

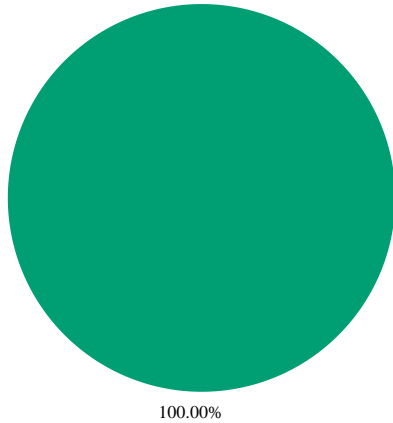
## Recommended FY 2025-2026 Positions

Classification Code	Classification Label	FTE
14C30	MANAGEMENT ANALYST II	1.00
14K46	PERMIT CENTER MANAGER	1.00
14K47	BUILDING SERVICES MANAGER	1.00
14K50	CHIEF OF PLANNING	1.00
14K51	PRINCIPAL PLANNER	3.00
30D21	BUILDING INSPECTOR II	5.00
30D22	SENIOR BUILDING INSPECTOR	1.00
30D25	CHIEF OF BUILDING SERVICES	1.00
34P26	CODE COMPLIANCE INSPECTOR II	10.00
34P27	SENIOR CODE COMPLIANCE INSPECTOR	1.00
41A10	ASSISTANT ENGINEER	2.00
41A22	SENIOR CIVIL ENGINEER	1.00
41B21	BUILDING PLANS EXAMINER	5.00
41C02	WATER RESOURCES HYDROLOGIST	2.00
41C14	ASSOCIATE WATER RESOURCES HYDROLOGIST	1.00
41F11	ASSOCIATE PLANNER	13.00
41F22	SENIOR PLANNER	4.00
41F23	SUPERVISING PLANNER	2.00
43A22	ENGINEERING AIDE III	1.00
43A23	ENGINEERING TECHNICIAN	2.00
43B03	WATER RESOURCES TECHNICIAN	2.00
43C10	PERMIT TECHNICIAN I	3.00
43C11	PERMIT TECHNICIAN II	5.00
43C12	PERMIT TECHNICIAN III	4.00
80A31	SECRETARY	1.00
80A32	SENIOR SECRETARY	1.00
80A33	ADMINISTRATIVE SECRETARY	1.00
80E01	OFFICE ASSISTANT I	1.00
80E21	OFFICE ASSISTANT II	10.00
80E22	OFFICE ASSISTANT III	3.00
80E80	PRINCIPAL OFFICE ASSISTANT	1.00
80E82	SUPERVISING OFFICE ASSISTANT II	1.00
Total		91.00

# East Garrison Developer Reimbursements

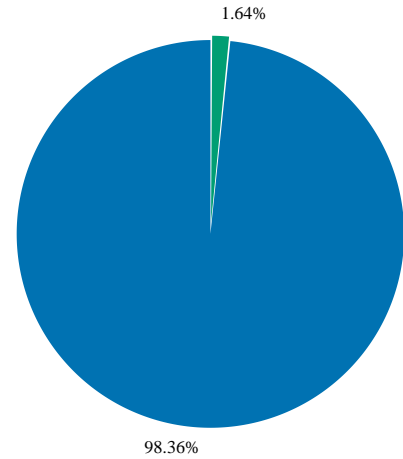
(Budget Unit 310003 - Fund 1910 - Appropriation Unit HCD102)

## Use of Funds



Services&Supplies

## Source of Funds



Investment Income

Miscellaneous

## Use of Funds

Expenditures	Prior Year 2023-2024	Adopted Budget 2024-2025	CY Estimate 2024-2025	Requested Budget 2025-2026	Recommended Budget 2025-2026	Recommended Change from Adopted
Services and Supplies	\$ 52,253	\$ 960,000	\$ 465,000	\$ 60,000	\$ 60,000	\$ (900,000)
Other Charges	(35,148)	-	-	0	0	0
<b>Subtotal</b>	<b>\$ 17,105</b>	<b>\$ 960,000</b>	<b>\$ 465,000</b>	<b>\$ 60,000</b>	<b>\$ 60,000</b>	<b>\$ (900,000)</b>

## Source of Funds

Revenues	Prior Year 2023-2024	Adopted Budget 2024-2025	CY Estimate 2024-2025	Requested Budget 2025-2026	Recommended Budget 2025-2026	Recommended Change from Adopted
Revenue from Use of Money & Property	\$ 1,723	\$ 1,000	\$ 1,288	\$ 1,000	\$ 1,000	\$ 0
Miscellaneous Revenues	-	960,000	490,791	60,000	60,000	(900,000)
<b>Subtotal</b>	<b>\$ 1,723</b>	<b>\$ 961,000</b>	<b>\$ 492,079</b>	<b>\$ 61,000</b>	<b>\$ 61,000</b>	<b>\$ (900,000)</b>
Fund Balance	\$ 15,382	\$ (1,000)	\$ (27,079)	\$ (1,000)	\$ (1,000)	\$ 0
<b>Total Source of Funds</b>	<b>\$ 17,105</b>	<b>\$ 960,000</b>	<b>\$ 465,000</b>	<b>\$ 60,000</b>	<b>\$ 60,000</b>	<b>\$ (900,000)</b>

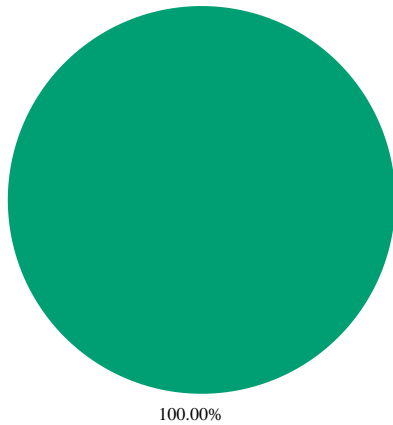
## Unit Description

The East Garrison Developer Reimbursement Unit was created in FY 2013-14 for the purpose of monitoring and accurately allocating county administration costs, including program support from County Counsel and Economic Development, financial support from the Department of Housing and Community Development, and other support and oversight. These activities are paid for from the developer's deposits and reimbursements and are expected to be cost-neutral to the County.

# Fort Ord Habitat Management

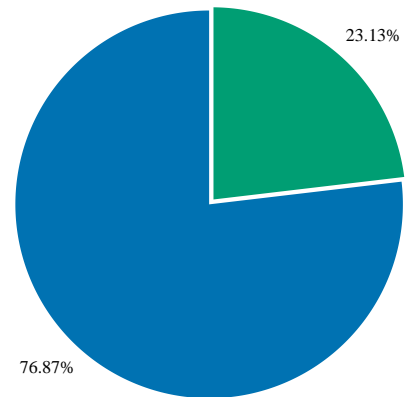
(Budget Unit 310004 - Fund 1370 - Appropriation Unit HCD103)

## Use of Funds



Services&Supplies

## Source of Funds



Licenses/Permits

Investment Income

## Use of Funds

Expenditures	Prior Year 2023-2024	Adopted Budget 2024-2025	CY Estimate 2024-2025	Requested Budget 2025-2026	Recommended Budget 2025-2026	Recommended Change from Adopted
Services and Supplies	\$ 87,466	\$ 495,107	\$ 168,053	\$ 53,258	\$ 53,258	\$ (441,849)
<b>Subtotal</b>	<b>\$ 87,466</b>	<b>\$ 495,107</b>	<b>\$ 168,053</b>	<b>\$ 53,258</b>	<b>\$ 53,258</b>	<b>\$ (441,849)</b>

## Source of Funds

Revenues	Prior Year 2023-2024	Adopted Budget 2024-2025	CY Estimate 2024-2025	Requested Budget 2025-2026	Recommended Budget 2025-2026	Recommended Change from Adopted
Licenses, Permits, and Franchises	\$ -	\$ 150,000	\$ 150,000	\$ 150,000	\$ 150,000	\$ 0
Revenue from Use of Money & Property	314,835	271,545	488,751	498,526	498,526	226,981
Intergovernmental Revenues	80,260	-	-	0	0	0
Charges For Services	11,899	-	-	0	0	0
Miscellaneous Revenues	-	14,911	14,911	0	0	(14,911)
<b>Subtotal</b>	<b>\$ 406,995</b>	<b>\$ 436,456</b>	<b>\$ 653,662</b>	<b>\$ 648,526</b>	<b>\$ 648,526</b>	<b>\$ 212,070</b>
Fund Balance	\$ (319,529)	\$ 58,651	\$ (485,609)	\$ (595,268)	\$ (595,268)	\$ (653,919)
<b>Total Source of Funds</b>	<b>\$ 87,466</b>	<b>\$ 495,107</b>	<b>\$ 168,053</b>	<b>\$ 53,258</b>	<b>\$ 53,258</b>	<b>\$ (441,849)</b>

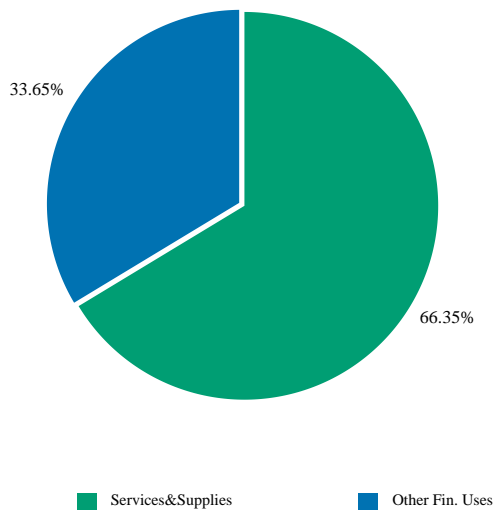
## Unit Description

On June 30, 2020, the Fort Ord Reuse Authority (FORA) dissolved, and the County agreed to assume certain responsibilities with associated funding. This fund was established to implement a habitat management program for the former Fort Ord lands. Under this program, HCD performs essential habitat management planning activities.

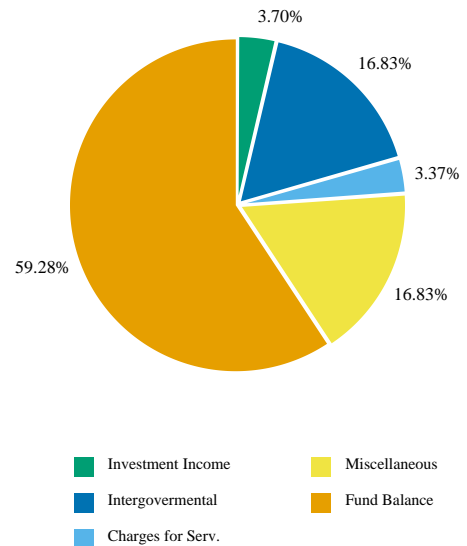
# Inclusionary Housing

(Budget Unit 310005 - Fund 1250 - Appropriation Unit HCD104)

## Use of Funds



## Source of Funds



## Use of Funds

Expenditures	Prior Year 2023-2024	Adopted Budget 2024-2025	CY Estimate 2024-2025	Requested Budget 2025-2026	Recommended Budget 2025-2026	Recommended Change from Adopted
Services and Supplies	\$ 367,836	\$ 80,069	\$ 500,844	\$ 98,569	\$ 98,569	\$ 18,500
Other Charges	0	0	0	-	-	0
Other Financing Uses	-	800,000	450,000	50,000	50,000	(750,000)
<b>Subtotal</b>	<b>\$ 367,836</b>	<b>\$ 880,069</b>	<b>\$ 950,844</b>	<b>\$ 148,569</b>	<b>\$ 148,569</b>	<b>\$ (731,500)</b>

## Source of Funds

Revenues	Prior Year 2023-2024	Adopted Budget 2024-2025	CY Estimate 2024-2025	Requested Budget 2025-2026	Recommended Budget 2025-2026	Recommended Change from Adopted
Revenue from Use of Money & Property	\$ 11,609	\$ 8,500	\$ 7,860	\$ 5,500	\$ 5,500	\$ (3,000)
Intergovernmental Revenues	-	1,005,000	1,005,000	25,000	25,000	(980,000)
Charges For Services	8,890	50,416	6,145	5,000	5,000	(45,416)
Miscellaneous Revenues	0	0	36,256	25,000	25,000	25,000
<b>Subtotal</b>	<b>\$ 20,499</b>	<b>\$ 1,063,916</b>	<b>\$ 1,055,262</b>	<b>\$ 60,500</b>	<b>\$ 60,500</b>	<b>\$ (1,003,416)</b>
Fund Balance	\$ 347,337	\$ (183,847)	\$ (104,418)	\$ 88,069	\$ 88,069	\$ 271,916
<b>Total Source of Funds</b>	<b>\$ 367,836</b>	<b>\$ 880,069</b>	<b>\$ 950,844</b>	<b>\$ 148,569</b>	<b>\$ 148,569</b>	<b>\$ (731,500)</b>

## Unit Description

The Inclusionary Housing Program was established by ordinance adopted by the Board of Supervisors in FY 1979-80 and amended in 2011. The Inclusionary Housing Fund is for the development of housing for the County's low- and moderate-income residents. The fund is capitalized through the payment of in-lieu fees by developers of subdivision projects and repayment of project loans.

Revenue is distributed to eligible for-profit and non-profit developers to assist with the cost of providing affordable housing. The County's

Housing Advisory Committee reviews affordable housing proposals. The fund supports the cost of administering the existing loan portfolio, monitoring inclusionary units, and administering compliance matters relating to the Inclusionary Housing Ordinance. All revenue must be spent per the ordinance.

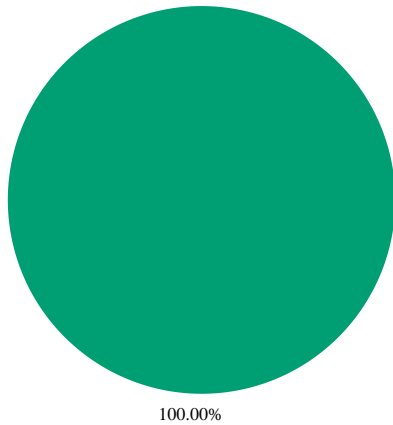
The Inclusionary Housing Program allows very low-, low-, and moderate-income households to purchase or rent affordable inclusionary units throughout the County's unincorporated areas. Currently, there are approximately 251 owner-occupied units and 423 tenant-occupied units in the Inclusionary Housing Program.



# Community Development Reuse

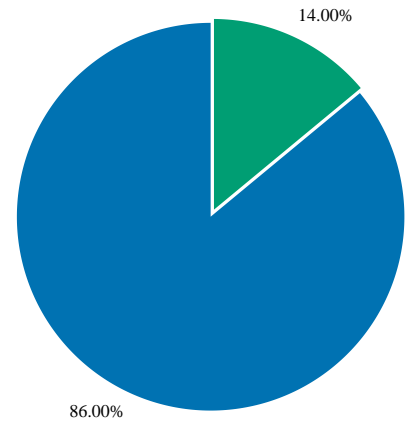
(Budget Unit 310006 - Fund 1270 - Appropriation Unit HCD105)

## Use of Funds



Services&Supplies

## Source of Funds



Investment Income

Intergovernmental

## Use of Funds

Expenditures	Prior Year 2023-2024	Adopted Budget 2024-2025	CY Estimate 2024-2025	Requested Budget 2025-2026	Recommended Budget 2025-2026	Recommended Change from Adopted
Services and Supplies	\$ 2,191,223	\$ 495,766	\$ 495,800	\$ 521,368	\$ 521,368	\$ 25,602
Other Charges	-	0	(118,363)	-	-	0
Other Financing Uses	-	1,750,000	-	-	-	(1,750,000)
<b>Subtotal</b>	<b>\$ 2,191,223</b>	<b>\$ 2,245,766</b>	<b>\$ 377,437</b>	<b>\$ 521,368</b>	<b>\$ 521,368</b>	<b>\$ (1,724,398)</b>

## Source of Funds

Revenues	Prior Year 2023-2024	Adopted Budget 2024-2025	CY Estimate 2024-2025	Requested Budget 2025-2026	Recommended Budget 2025-2026	Recommended Change from Adopted
Revenue from Use of Money & Property	\$ 102,518	\$ 13,175	\$ 48,600	\$ 103,175	\$ 103,175	\$ 90,000
Intergovernmental Revenues	5,330,852	1,163,033	1,131,475	634,000	634,000	(529,033)
Charges For Services	0	50,000	0	-	-	(50,000)
Miscellaneous Revenues	0	2,050	(81,977)	-	-	(2,050)
<b>Subtotal</b>	<b>\$ 5,433,370</b>	<b>\$ 1,228,258</b>	<b>\$ 1,098,098</b>	<b>\$ 737,175</b>	<b>\$ 737,175</b>	<b>\$ (491,083)</b>
Fund Balance	\$ (3,242,147)	\$ 1,017,508	\$ (720,661)	\$ (215,807)	\$ (215,807)	\$ (1,233,315)
<b>Total Source of Funds</b>	<b>\$ 2,191,223</b>	<b>\$ 2,245,766</b>	<b>\$ 377,437</b>	<b>\$ 521,368</b>	<b>\$ 521,368</b>	<b>\$ (1,724,398)</b>

## Unit Description


HCD's Community Development Reuse unit provides for the reuse of payments on loans that were originally funded by state Community Development Block Grant (CDBG) and Housing Opportunity and More Efficiency (HOME) Investment Partnerships program funds. Grant funds

are loaned to low- and very low-income households for first-time homebuyer down payment assistance activities and nonprofits for affordable housing projects. All program income must be spent on eligible activities in accordance with state regulations and adopted Program Income Reuse Plans and Guidelines.

# Community Development Grant

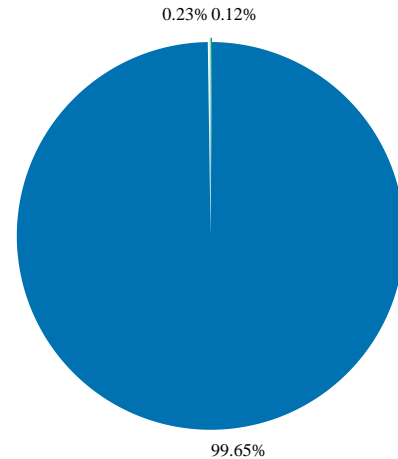
(Budget Unit 310007 - Fund 1270 - Appropriation Unit HCD106)

## Use of Funds



Services&Supplies

## Source of Funds



Investment Income

Intergovernmental

Miscellaneous

## Use of Funds

Expenditures	Prior Year 2023-2024	Adopted Budget 2024-2025	CY Estimate 2024-2025	Requested Budget 2025-2026	Recommended Budget 2025-2026	Recommended Change from Adopted
Services and Supplies	\$ 1,739,556	\$ 420,010	\$ 1,776,690	\$ 2,854,529	\$ 2,854,529	\$ 2,434,519
Other Charges	-	0	0	-	-	0
Capital Assets	-	2,000,000	0	-	-	(2,000,000)
<b>Subtotal</b>	<b>\$ 1,739,556</b>	<b>\$ 2,420,010</b>	<b>\$ 1,776,690</b>	<b>\$ 2,854,529</b>	<b>\$ 2,854,529</b>	<b>\$ 434,519</b>

## Source of Funds

Revenues	Prior Year 2023-2024	Adopted Budget 2024-2025	CY Estimate 2024-2025	Requested Budget 2025-2026	Recommended Budget 2025-2026	Recommended Change from Adopted
Revenue from Use of Money & Property	\$ 8,658	\$ 3,500	\$ 8,803	\$ 3,550	\$ 3,550	\$ 50
Intergovernmental Revenues	1,749,180	4,400,000	1,590,601	2,844,479	2,844,479	(1,555,521)
Charges For Services	4,000	-	0	-	-	-
Miscellaneous Revenues	138,131	2,500	11,124	6,500	6,500	4,000
<b>Subtotal</b>	<b>\$ 1,899,969</b>	<b>\$ 4,406,000</b>	<b>\$ 1,610,528</b>	<b>\$ 2,854,529</b>	<b>\$ 2,854,529</b>	<b>\$ (1,551,471)</b>
Fund Balance	\$ (160,413)	\$ (1,985,990)	\$ 166,162	\$ 0	\$ 0	\$ 1,985,990
<b>Total Source of Funds</b>	<b>\$ 1,739,556</b>	<b>\$ 2,420,010</b>	<b>\$ 1,776,690</b>	<b>\$ 2,854,529</b>	<b>\$ 2,854,529</b>	<b>\$ 434,519</b>

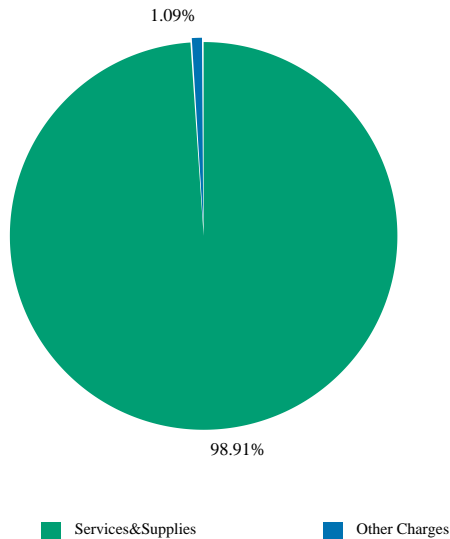
## Unit Description

HCD's Community Development Grant Unit provides for community and economic development projects funded through federal CDBG, state HOME, and other grant programs and funding sources. This unit funds public infrastructure, community facilities, public service programs, and housing projects for very low-, low-, and moderate-income households. Funding must be utilized per funding source guidelines.

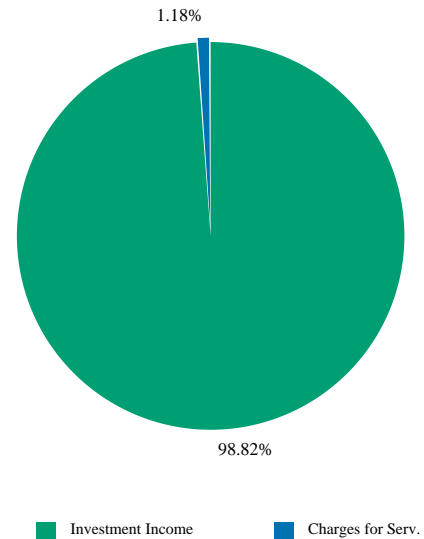
# Castroville / Pajaro Housing Set-Aside

(Budget Unit 310008 - Fund 1531 - Appropriation Unit HCD107)

## Use of Funds



## Source of Funds



## Use of Funds

Expenditures	Prior Year 2023-2024	Adopted Budget 2024-2025	CY Estimate 2024-2025	Requested Budget 2025-2026	Recommended Budget 2025-2026	Recommended Change from Adopted
Services and Supplies	\$ 790,592	\$ 175,500	\$ 142,330	\$ 182,196	\$ 182,196	\$ 6,696
Other Charges	5,903	-	2,000	2,000	2,000	2,000
Capital Assets	1,299,833	-	0	-	-	-
<b>Subtotal</b>	<b>\$ 2,096,328</b>	<b>\$ 175,500</b>	<b>\$ 144,330</b>	<b>\$ 184,196</b>	<b>\$ 184,196</b>	<b>\$ 8,696</b>

## Source of Funds

Revenues	Prior Year 2023-2024	Adopted Budget 2024-2025	CY Estimate 2024-2025	Requested Budget 2025-2026	Recommended Budget 2025-2026	Recommended Change from Adopted
Revenue from Use of Money & Property	\$ 278,434	\$ 346,999	\$ 478,080	\$ 335,459	\$ 335,459	\$ (11,540)
Charges For Services	4,000	0	8,000	4,000	4,000	4,000
Miscellaneous Revenues	-	0	1,036	-	-	0
Other Financing Sources	1,044,110	-	0	-	-	-
<b>Subtotal</b>	<b>\$ 1,326,544</b>	<b>\$ 346,999</b>	<b>\$ 487,116</b>	<b>\$ 339,459</b>	<b>\$ 339,459</b>	<b>\$ (7,540)</b>
Fund Balance	\$ 769,784	\$ (171,499)	\$ (342,785)	\$ (155,263)	\$ (155,263)	\$ 16,236
<b>Total Source of Funds</b>	<b>\$ 2,096,328</b>	<b>\$ 175,500</b>	<b>\$ 144,330</b>	<b>\$ 184,196</b>	<b>\$ 184,196</b>	<b>\$ 8,696</b>

## Unit Description

The Castroville/Pajaro Housing Set-Aside Unit was established to provide affordable housing to very low-, low-, and moderate-income families within the Castroville/Pajaro Redevelopment Project Area. Per the California Redevelopment Law, first enacted in 1945, funds deposited into the Housing Set-Aside Fund were to be used to increase the supply or improve the condition of very low-, low-, and moderate-

income housing (California Health and Safety Code governs redevelopment, with Section 33000 and following). Since the state's dissolution of Redevelopment Agencies and the loss of funds, the County took required action to become the Housing Successor Agency, which manages the remaining low- and moderate-income housing assets of a dissolved redevelopment agency. Any repayment of loans can be used to reinvest in housing.



This page intentionally left blank.

# Public Works, Facilities and Parks

## Departmental Overview:

The Public Works, Facilities and Parks Department (PWFP) plays a vital role in ensuring the safety and development of the County by managing infrastructure, maintaining county facilities, and protecting natural resources. The department is dedicated to planning for future needs while maintaining and improving the County's essential services and public spaces.

## Programs and Functions:

PWFP is divided into three key divisions: Public Works, Facilities and Parks, which are responsible for managing and maintaining the County's infrastructure and open space.

The Public Works Division includes Road and Bridge Design, Stormwater and Flood Plain Management, Special Districts, Road and Bridge capital projects, Land Survey, Traffic, and Road and Bridge Maintenance. It is responsible for managing approximately 1,263 miles of county roads, 175 County-maintained bridges, three sewer service areas (two county sanitation districts and one county service area), and road appurtenances, such as 29 traffic signals, traffic signs, and striping.

The Facilities Division is responsible for several key functions, including Architectural Services, which oversees capital projects and the development of the Annual Five-Year Capital Improvement Plan. The division manages facility maintenance and grounds crews to maintain over 2.7 million square feet of county-owned buildings and 397,000 square feet of leased building space. Additionally, Real Property Management oversees 96 county-owned facilities, 63 leased facilities, 56 county landlord leases and 507 owned parcels. Central Services include Fleet Administration, Vehicle Asset Management Program (VAMP), Mail and Courier, and Records Retention.

The Parks Division manages and enforces the use of 30,130 acres of regional parks and open space, comprised of Royal Oaks Park, Manzanita Park (under Concessionaire Agreement with North County Youth Recreation Association), Jacks Peak Park, Toro Park, Travel Camp, San Lorenzo Park, Lake San Antonio (North and South), Lake Nacimiento Resort and Recreation area (under Management Agreement with Explore Us), Laguna Seca Recreation Area (under Concessionaire Agreement with the Friends of Laguna Seca), and the Rifle and Pistol Range. In addition, the Parks Division manages the administrative and operational functions of East Garrison Community Services District, which includes five neighborhood parks, a regional park, open space, street lighting, roads, sidewalks, and storm drainage systems. Following the dissolution of Fort Ord Reuse Authority (FORA) in June 2020, the County assumed responsibility for managing an additional 2,980 acres of open space land with habitat management duties.

## Department's Contributions to the County's Prior Strategic Initiatives:

### ADMINISTRATION

Utilize performance measures to monitor key public services, track emerging trends, and inform organizational improvements, budgeting priorities, and efficiency measures.

### HEALTH AND HUMAN SERVICES

Provide high-quality recreational facilities that enhance the experience for visitors to the County's parks, lakes, and open spaces.

### INFRASTRUCTURE

Ensure funded projects outlined in the Countywide Five-Year Capital Improvement Plan (CIP) are completed on schedule and within budget.

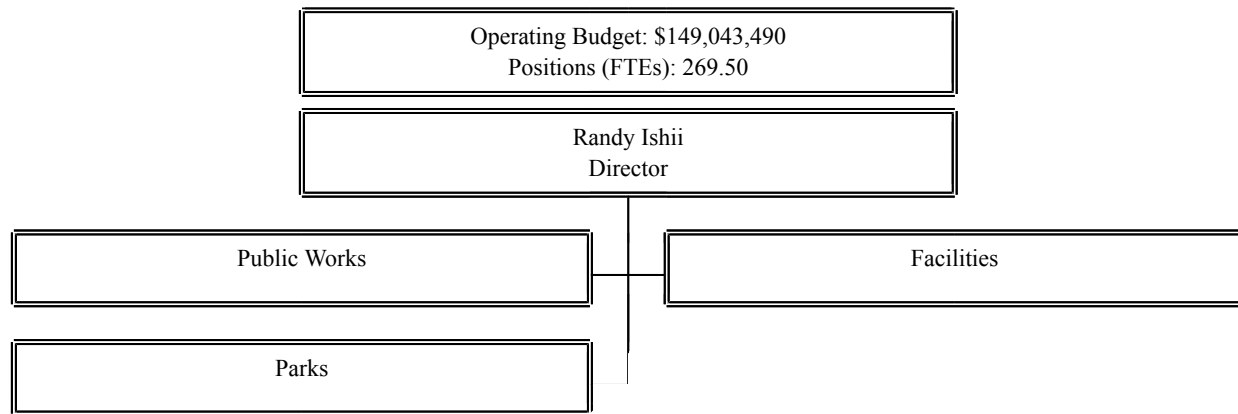
Continuously update and implement facility management plans, focusing on increasing proactive maintenance efforts.

Maintain 1,263 miles of county roads, 175 bridges, and associated road appurtenances.

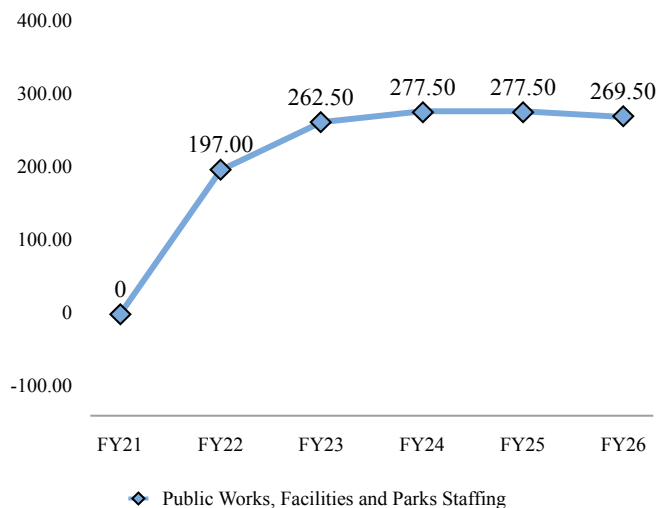
### PUBLIC SAFETY

Facilitate safe transportation across the County road network by completing necessary safety improvements. Implement safety measures that create secure facilities and environments for all who utilize the County's properties.

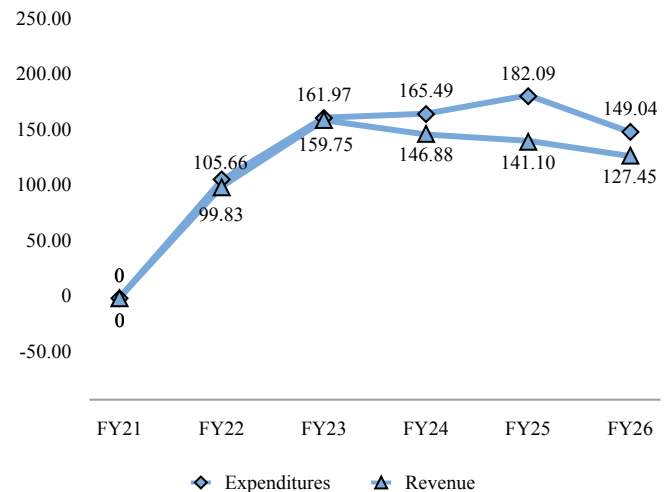




### Staffing Trends



### Expenditure/Revenue History (in millions)

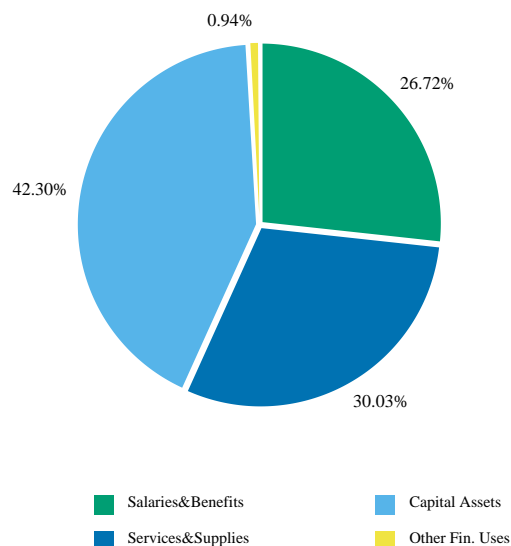


Public Works, Facilities, & Parks (PWFP) utilizes these measures to inform operational improvements, assist in developing budgets, and identify additional resources needed to achieve its targets. PWFP partnered with the Transportation Agency for Monterey County (TAMC) on a countywide road condition assessment providing field data.

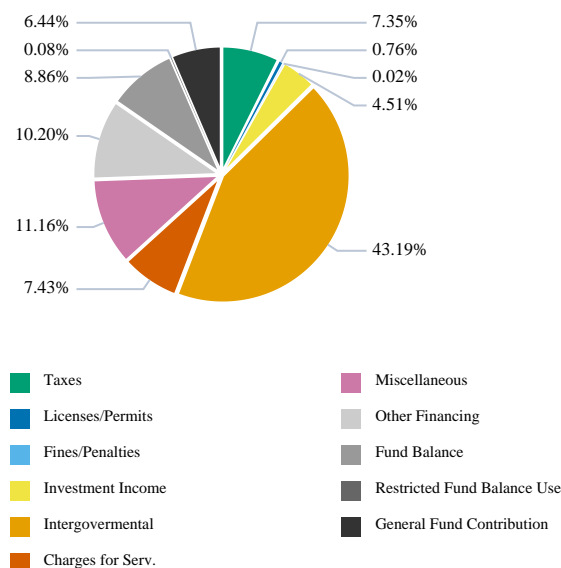
Key Performance Measures	2022-2023 Actual	2023-2024 Actual	2024-2025 Mid-Year
Percent of County roads (1,257 miles) at Pavement Condition Index rating of 60 or above. Target = 50%	17.30%	17.90%	16.1%
Percent of fully funded priority Capital Improvement Program (CIP) projects on schedule and on budget. Target = 100%	80%	74%	80%



## Use of Funds



## Source of Funds



## Use of Funds

Expenditures	Prior Year 2023-2024	Adopted Budget 2024-2025	CY Estimate 2024-2025	Requested Budget 2025-2026	Recommended Budget 2025-2026	Recommended Change from Adopted
Salaries and Employee Benefits	\$ 32,560,007	\$ 39,172,874	\$ 36,940,854	\$ 43,248,899	\$ 41,519,400	\$ 2,346,526
Services and Supplies	100,776,594	75,554,060	69,189,959	51,226,416	46,665,459	(28,888,601)
Other Charges	(20,088,225)	(17,289,934)	(15,142,402)	(6,438,436)	(6,329,236)	10,960,698
Capital Assets	49,124,822	83,478,481	69,265,821	131,757,451	65,719,798	(17,758,683)
Other Financing Uses	3,112,409	1,178,133	(2,120,017)	1,468,069	1,468,069	289,936
<b>Subtotal</b>	<b>\$ 165,485,607</b>	<b>\$ 182,093,614</b>	<b>\$ 158,134,215</b>	<b>\$ 221,262,399</b>	<b>\$ 149,043,490</b>	<b>\$ (33,050,124)</b>

## Source of Funds

Revenues	Prior Year 2023-2024	Adopted Budget 2024-2025	CY Estimate 2024-2025	Requested Budget 2025-2026	Recommended Budget 2025-2026	Recommended Change from Adopted
Taxes	\$ 8,454,434	\$ 10,631,464	\$ 10,909,009	\$ 11,071,697	\$ 11,071,697	\$ 440,233
Licenses, Permits, and Franchises	440,934	2,613,630	1,085,862	1,138,886	1,138,886	(1,474,744)
Fines	40,895	29,604	29,652	30,152	30,152	548
Revenue from Use of Money & Property	31,332,680	26,153,737	7,753,204	6,798,664	6,798,664	(19,355,073)
Intergovernmental Revenues	45,112,167	55,949,648	52,735,511	65,057,313	65,057,313	9,107,665
Charges For Services	12,827,076	10,418,934	12,205,831	11,195,249	11,195,249	776,315
Miscellaneous Revenues	7,392,618	1,825,457	2,018,042	16,802,260	16,802,260	14,976,803
Other Financing Sources	41,199,747	33,479,336	49,211,305	18,531,379	15,356,659	(18,122,677)
Special and Extraordinary Revenue Items	80,000	-	-	-	-	-
<b>Subtotal</b>	<b>\$ 146,880,551</b>	<b>\$ 141,101,810</b>	<b>\$ 135,948,416</b>	<b>\$ 130,625,600</b>	<b>\$ 127,450,880</b>	<b>\$ (13,650,930)</b>
Fund Balance	\$ 4,559,622	\$ 26,653,334	\$ 5,676,621	\$ 74,248,119	\$ 11,771,706	\$ (14,881,628)
GF - Restricted Fund Balance Use	-	-	-	80,000	120,797	120,797
General Fund Contributions	14,045,434	14,338,470	16,509,178	16,308,680	9,700,107	(4,638,363)
<b>Total Source of Funds</b>	<b>\$ 165,485,607</b>	<b>\$ 182,093,614</b>	<b>\$ 158,134,215</b>	<b>\$ 221,262,399</b>	<b>\$ 149,043,490</b>	<b>\$ (33,050,124)</b>

---

## Summary of Recommendation

The Recommended Budget for Public Works, Facilities and Parks (PWFP) includes appropriations of \$149,043,490, financed with revenues of \$127,450,880, Use of General Restricted Fund Balance of \$120,797, and a General Fund Contribution (GFC) of \$9,700,107, resulting in a decrease to the non-general fund, fund balance of \$11,771,706. The overall reduction in expenditures and revenues is largely due to two key factors: the transition of the Laguna Seca Recreation Area to a concessionaire agreement with the Friends of Laguna Seca, and the timing of when Capital Improvement Projects are incorporated into the budget.

The Recommended Budget includes 269 positions, reflecting a net loss of 10 positions—12 eliminated and two added through funding from the sanitation districts. The budget includes \$673,047 in partially funded augmentations for park temporary staff, custodial services at multi-use facilities, and post-closure monitoring at the Lake San Antonio South Shore Landfill. These augmentations are supported by \$632,250 in additional GFC and \$40,797 from General Restricted Fund Balance, but a shortfall of \$229,953 remains due to none being fully funded.

---

## Budget Impacts

The Recommended Budget funds salary and benefit costs resulting from newly negotiated labor agreements and the implementation of comprehensive wage studies. The Recommended Budget also includes funding for 3 requested augmentations: Temporary summer staffing at Lake San Antonio, custodial care staff to ensure compliance with health and safety standards, and funding to complete the Post-Closure Maintenance Plan update and required landfill gas monitoring at the Lake San Antonio South Shore Landfill to ensure compliance with state regulations and avoid potential fines.

---

## Prior Year Accomplishments

Goal 1 - Continue close coordination with the departmental Human Resources (HR) team and the HR Department to fill vacant positions throughout the department, particularly in the Parks, Public Works Engineering, and Maintenance Divisions. Managers work closely with HR to ensure the success of recruitment efforts and that vacant positions approved to be filled are in an active recruitment process. PWFP has activated recruitment efforts for 29 positions, 25 of which perform duties related to the Parks, Public Works Engineering, and Maintenance Divisions.

Goal 2 - Consider salary competitiveness for difficult-to-retain professional classifications and develop a succession plan with the HR team. The HR Department completed several classification and compensation study requests this fiscal year, increasing compensation for positions that previously were not competitive with industry standards.

Goal 3 - Complete the needs assessment and evaluation to select a preferred vendor/software for a Computerized Maintenance Management System (CMMS). A Request for Proposals was issued to develop and implement a CMMS system, which will be implemented in phases pending funding allocation.

Goal 4 - Complete developing content for and publish the updated PWFP website in compliance with the Americans with Disabilities Act Title II compliance to give people with disabilities an equal opportunity to benefit from the information shared online. PWFP has made vital documents in Spanish to meet Title VI of the Civil Rights Act compliance and broaden access to information. PWFP is developing new content to add to the redesigned website to better serve internal and external customers.

Goal 5 - Complete the transition to a cloud-based electronic file storage system. PWFP will begin transitioning digital originals and destroying the hard copies. A digital records conversion policy was developed to meet

legal requirements for transitioning paper records held in Records Retention Center (RRC) to digital originals, should county offices/departments request it. Available software solutions do not meet the technical or capacity needs of a complete digital records repository. RRC continues to explore software solutions in consultation with the Information Technology Department (ITD).

Goal 6 - Continue Investment in new critical equipment. PWFP acquired heavy-duty equipment that incorporates new technologies and methods, including hot trucks and bucket/patch trucks. In FY 2024-25, Public Works purchased two Thermo Lay trucks for hot mix patch paving, two PB Loader patch trucks, and a High Ranger Bucket truck for the tree crew. As a cost-effective measure, replacement light-duty vehicles for the maintenance team were purchased.

Goal 7 - Complete the Concessionaire transition for the Laguna Seca Recreation Area. Friends of Laguna Seca (FLS) completed the transition in August 2024 and satisfied the conditions precedent. Within a year, FLS will present a master plan and capital improvement plan to the Board of Supervisors for approval.

Goal 8 - Complete an online park user survey. In partnership with Outer Spatial, a park user application can be used to report issues, create interactive challenges, and use the app for mapping and Geographic Information System (GIS) purposes. Parks will continue to push forward to get the app released in FY 2025-26.

Goal 9 - Replace outdated park signage and create trail designation signage. Informational signage is provided in both English and Spanish, and regulatory signage will follow the California Department of Transportation specifications. In partnership with the Monterey Off-Road Cycling Association, Parks will complete mapping and trail signage on county-owned Former Fort Ord Parcels.

Goal 10 - Improve marketing for special events at Lake San Antonio. Parks has successfully negotiated two triathlons at Lake San Antonio: Alpha Win Triathlon and the Wildflower Experience. Parks continues

to improve and repair facilities, thereby enticing other special events to the facility. Smaller community events like fishing tournaments, astronomy group events, and equestrian gatherings have returned.

Goal 11 - Redraft Parks naming policy to incorporate private-public partnerships and community-funded improvements with anticipated completion in FY 2025-26.

Goal 12 - Develop and implement a small engine/equipment replacement program to switch to electric or battery-operated equipment. As comparable equipment becomes commercially available and budgets permit, PWFP will work with the County's Sustainability Division to identify grant funding sources for replacement.

Goal 13 - Transition Fleet, Mail, Courier, & Records Retention to Internal Service Funds, effective FY 2025-26. Implementing the replacement of the Enterprise Resource Planning system delayed the conversion of central service units to Internal Service Funds.

Goal 14 - Facilities Master Plan and Parks Master Plan. A consultant was engaged to implement Phase 1 of a Facility Master Plan and provide a short- and long-term strategic roadmap for facility planning, service delivery, and real estate asset utilization. Phase 1 focused on five key county campuses, including the Alisal Government Center, East Laurel Facility Yard, Schilling Place Complex, Monterey Courthouse (Aguajito Road), and The Life Foundation Building (1000 S. Main Street). The phase will be completed by June 30, 2025, with Phase 2 consisting of a review of needs for the remaining county facilities.

Parks is completing scope development and anticipates releasing a Request for Proposals for the Parks Master Plan in early FY 2025-26.

Goal 15 - Bring roads to a passing grade. Public Works seeks funding to raise the County roads pavement condition index (PCI) to an average level of "Fair" or better. With the Board of Supervisor's adoption of a Local Road Rehabilitation Program funded by Transient Occupancy Tax (TOT),



neighborhood streets will have a dedicated funding source for rehabilitation. Measure X and Senate Bill 1 (Road Repair and Accountability Act, Chapter 5, Statutes of 2017) funding will address the pavement needs of our county's arterial roads. In FY 2024-25, Public Works rehabilitated sections of the following roads: Carmel Valley, Reservation, Blanco, Hitchcock, Foster, Alisal, Jolon, and the local roads in the communities of Aromas, County Service Area (CSA) 25 - Valley Greens Drive neighborhood, CSA 66, CSA 67, and the Wood Street neighborhood of Castroville (through the Measure X Local Street Repair Program).

---

## Budget Year Goals

Goal 1 - Continue close coordination with the HR Department to fill vacant positions throughout the department, particularly in the Parks, Public Works Engineering, and Maintenance Divisions.

Goal 2 – Issue Notice to Proceed to the preferred vendor/software to begin a phased implementation of the Computerized Maintenance Management System (CMMS).

Goal 3 - Complete developing content for and publish the updated PWFP website.

Goal 4 - Complete the transition to a cloud-based file storage system.

Goal 5 - Continue Investment in new critical equipment.

Goal 6 - Monitor Concessionaire performance for the Laguna Seca Recreation Area.

Goal 7 – Provide community events at the day-use parks, such as summer concerts, food competitions/events, and movies in the park.

Goal 8 - Replace outdated signage in parks and create trail designation signage.

Goal 9 - Improve marketing for special events at all parks.

Goal 10 - Work with users and communities to develop a trail use program at each park.

Goal 11 - Develop and implement a small engine/equipment replacement program to switch to electric or battery-operated equipment.

Goal 12 - Transition Fleet, Mail, Courier, & Records Retention to Internal Service Funds after the new Oracle System is implemented.

Goal 13 – Complete Phase 2 of Facilities Master Plan, focused on facilities not covered under Phase 1 and the Parks Master Plan.

Goal 14 – Work towards improving the overall average pavement condition index (PCI) of county roads to 50, or a “Fair Condition.”

---

## Pending Issues

### Road Condition

PWFP has approximately \$1.6 billion in deferred maintenance costs: Roads (\$700 million), Bridges (\$300 million), Road Appurtenances (\$500 million), Buildings (\$100 million), and Parks (\$15 million). The addition of Measure X and SB 1 revenues provided added funding for county roads, but not enough to impact the deferred maintenance significantly. The increasing traffic and weathering of the County's roads are leading to a decline in payment conditions, and many roads need rehabilitation. The Pavement Condition Index (PCI) (where 0 is a failed condition and 100 is an excellent condition) indicates the countywide average is 46 (poor).

### Parks Deferred Maintenance and New Projects

In FY 2024-25, Parks will complete \$3.1 million in repairs and rehabilitation of the Lake Nacimiento Lodges. This project will bring the facility to modern standards and enhance the guest experience. Parks continues to address facility repairs through the Capital Improvement Program, including reroofing buildings and replacing key amenities such as barbecues, campfire rings, and picnic tables. Despite these efforts, many Parks facilities reflect decades of deferred maintenance and deterioration.

### Fort Ord Land Management

Following the dissolution of the Fort Ord Reuse Authority (FORA) in 2020, the County assumed responsibility for managing over 2,980 acres of open space and trails on former Fort Ord land. PWFP currently oversees these areas and supports other regional parks.

Additionally, several administrative and management responsibilities previously held by FORA are now shared between PWFP and the Housing and Community Development Department (HCD). HCD is developing a long-term Habitat Management Plan, which will guide the creation of an operations and maintenance program requiring ongoing implementation and oversight. While FORA provided a one-time lump sum to support the plan, the funding would not sustain long-term needs. Another potential funding source is the statutory tax increment FORA previously received - 35% of tax revenue generated within the former Fort Ord. Of that amount, 38% is distributed to the County, generating approximately \$275,000 annually.

### Facilities Conditions

In October 2024, PWFP's Facilities Team initiated Phase 1 of a comprehensive Countywide Facility Master Plan in collaboration with a consultant. This phase included an employee survey, interviews with elected officials, department heads, members of the Board of Supervisors, and site visits. Preliminary findings highlight critical needs, including addressing deferred maintenance at aging facilities—nearly 40% of which are over 50 years old—optimizing space utilization, improving site security and parking, expanding services in South County, and planning for future health care and public assistance demands. Phase 1 focused on five key campuses: Alisal Government Center, East Laurel Facility Yard, Schilling Place Complex, Monterey Courthouse (Aguajito Road), and the Life Foundation Building (1000 S. Main Street). Phase 2 will address remaining facilities and refine short- and long-term options. These options must consider the highest and best use of county-owned properties, both occupied and vacant, department-specific needs, and broader priorities such as affordable housing. All proposals must account for over \$300 million in unfunded capital, deferred maintenance projects, and the County's limited financial resources amidst broader economic uncertainty.

### Disaster Event Recovery

Significant disaster events have occurred over the past eight years. While the Board has provided General Fund Strategic Reserve to cash flow the disaster response and recovery, the County submitted for state and federal disaster relief funds and is waiting for a response. PWFP is working with the County's Department of Emergency Management to respond to questions from the Federal Emergency Management Agency (FEMA) regarding the list of recovery projects and planning to appeal should FEMA determine projects are ineligible.

---

## Policy Considerations

There are no policy considerations.

## Appropriation Expenditure Detail

Entity Description	Entity Code	Fund Code	Prior Year 2023-2024	Adopted Budget 2024-2025	CY Estimate 2024-2025	Requested Budget 2025-2026	Recommended Budget 2025-2026	Recommended Change from Adopted
<b>Public Works, Facilities and Parks Administration</b>	<b>PFP100</b>	<b>1001</b>	\$ 575,739	\$ 734	\$ (3,330)	\$ 1,096,022	\$ 972,506	\$ 971,772
Public Works, Facilities and Parks Administration	320001	1001	575,739	734	(3,330)	1,096,022	972,506	971,772
<b>Facility Services</b>	<b>PFP101</b>	<b>1001</b>	<b>6,055,913</b>	<b>4,556,476</b>	<b>6,600,799</b>	<b>12,460,469</b>	<b>8,399,407</b>	<b>3,842,931</b>
Facility Services	320002	1001	6,055,913	4,556,476	6,600,799	12,460,469	8,399,407	3,842,931
<b>Utilities</b>	<b>PFP102</b>	<b>1001</b>	<b>2,558,640</b>	<b>1,807,570</b>	<b>2,665,744</b>	<b>6,013,950</b>	<b>6,013,950</b>	<b>4,206,380</b>
Utilities	320003	1001	2,558,640	1,807,570	2,665,744	6,013,950	6,013,950	4,206,380
<b>Records Retention</b>	<b>PFP103</b>	<b>1001</b>	<b>(31,660)</b>	<b>(73,453)</b>	<b>(73,458)</b>	<b>306,695</b>	<b>(79,825)</b>	<b>(6,372)</b>
Records Retention	320004	1001	(31,660)	(73,453)	(73,458)	306,695	(79,825)	(6,372)
<b>Courier and Mail Services</b>	<b>PFP104</b>	<b>1001</b>	<b>104,227</b>	<b>21,524</b>	<b>21,519</b>	<b>75,374</b>	<b>75,374</b>	<b>53,850</b>
Courier and Mail Services	320005	1001	87,804	(28,267)	21,519	75,374	75,374	103,641
Historical Mail Services	320006	1001	16,423	49,791	0	0	0	(49,791)
<b>Fleet</b>	<b>PFP105</b>	<b>1001</b>	<b>(271,692)</b>	<b>(1,021,714)</b>	<b>(1,017,065)</b>	<b>2,279,684</b>	<b>2,223,651</b>	<b>3,245,365</b>
Fleet Administration	320007	1001	(271,692)	(1,021,714)	(1,017,065)	2,279,684	2,223,651	3,245,365
<b>Recreation Services</b>	<b>PFP108</b>	<b>1001</b>	<b>8,051,150</b>	<b>9,852,673</b>	<b>9,993,505</b>	<b>10,706,554</b>	<b>9,239,874</b>	<b>(612,799)</b>
Park Operations	320010	1001	8,051,150	9,852,673	9,993,505	10,706,554	9,239,874	(612,799)
<b>Laguna Seca Rifle Range</b>	<b>PFP109</b>	<b>1001</b>	<b>235,693</b>	<b>259,891</b>	<b>248,681</b>	<b>289,686</b>	<b>275,935</b>	<b>16,044</b>
Rifle Range	320011	1001	235,693	259,891	248,681	289,686	275,935	16,044
<b>Litter Control</b>	<b>PFP114</b>	<b>1001</b>	<b>455,093</b>	<b>474,948</b>	<b>430,346</b>	<b>376,253</b>	<b>364,145</b>	<b>(110,803)</b>
Litter Control	320016	1001	455,093	474,948	430,346	376,253	364,145	(110,803)
<b>County Disposal Sites</b>	<b>PFP115</b>	<b>1001</b>	<b>134,274</b>	<b>146,324</b>	<b>146,324</b>	<b>205,431</b>	<b>186,228</b>	<b>39,904</b>
County Disposal Sites	320017	1001	134,274	146,324	146,324	205,431	186,228	39,904
<b>Special Districts Admin</b>	<b>PFP116</b>	<b>1001</b>	<b>52,697</b>	<b>325,120</b>	<b>525,120</b>	<b>104,983</b>	<b>54,983</b>	<b>(270,137)</b>
Special Districts Admin	320018	1001	52,697	325,120	525,120	104,983	54,983	(270,137)
<b>Stormwater/Floodplain Management</b>	<b>PFP166</b>	<b>1001</b>	<b>1,502,928</b>	<b>1,530,050</b>	<b>1,490,846</b>	<b>1,957,733</b>	<b>1,578,830</b>	<b>48,780</b>
Stormwater/Floodplain Management	320068	1001	1,502,928	1,530,050	1,490,846	1,957,733	1,578,830	48,780
<b>Roads and Bridges</b>	<b>PFP113</b>	<b>1201</b>	<b>85,700,550</b>	<b>77,900,547</b>	<b>80,394,944</b>	<b>64,594,726</b>	<b>61,420,006</b>	<b>(16,480,541)</b>
Roads and Bridges	320015	1201	85,700,550	77,900,547	80,394,944	64,594,726	61,420,006	(16,480,541)
<b>Fish and Game Propagation</b>	<b>PFP110</b>	<b>1230</b>	<b>49,690</b>	<b>54,670</b>	<b>54,120</b>	<b>48,125</b>	<b>48,125</b>	<b>(6,545)</b>
Fish and Game Propagation	320012	1230	49,690	54,670	54,120	48,125	48,125	(6,545)
<b>Capital Projects</b>	<b>PFP106</b>	<b>1930</b>	<b>17,064,017</b>	<b>40,069,563</b>	<b>32,839,618</b>	<b>91,580,167</b>	<b>30,103,754</b>	<b>(9,965,809)</b>
Capital Projects	320008	1930	17,064,017	40,069,563	32,839,618	91,580,167	30,103,754	(9,965,809)
<b>Vehicle Replacement Planning</b>	<b>PFP107</b>	<b>2200</b>	<b>2,826,970</b>	<b>3,250,000</b>	<b>3,782,648</b>	<b>3,504,963</b>	<b>3,504,963</b>	<b>254,963</b>
Vehicle Replacement	320009	2200	2,826,970	3,250,000	3,782,648	3,504,963	3,504,963	254,963
<b>Nacimientto Resort/Recreation</b>	<b>PFP111</b>	<b>2020</b>	<b>4,632,928</b>	<b>4,703,098</b>	<b>8,279,541</b>	<b>6,490,251</b>	<b>5,490,251</b>	<b>787,153</b>
Nacimientto Resort/Recreation	320013	2020	4,632,928	4,703,098	8,279,541	6,490,251	5,490,251	787,153
<b>Laguna Seca</b>	<b>PFP112</b>	<b>2030</b>	<b>27,343,048</b>	<b>23,984,364</b>	<b>4,962,149</b>	<b>3,238,261</b>	<b>3,238,261</b>	<b>(20,746,103)</b>
Laguna Seca	320014	2030	27,343,048	23,984,364	4,962,149	3,238,261	3,238,261	(20,746,103)
<b>CSA #1 Carmel Point</b>	<b>PFP119</b>	<b>1401</b>	<b>12,615</b>	<b>139,589</b>	<b>78,340</b>	<b>236,044</b>	<b>236,044</b>	<b>96,455</b>
CSA #1 Carmel Point	320021	1401	12,615	139,589	78,340	236,044	236,044	96,455
<b>CSA #9 Oak Park</b>	<b>PFP120</b>	<b>1402</b>	<b>52,157</b>	<b>184,470</b>	<b>105,152</b>	<b>147,520</b>	<b>147,520</b>	<b>(36,950)</b>
CSA #9 Oak Park	320022	1402	52,157	184,470	105,152	147,520	147,520	(36,950)
<b>CSA #10 Laguna Seca Ranch</b>	<b>PFP121</b>	<b>1403</b>	<b>0</b>	<b>37,336</b>	<b>0</b>	<b>21,775</b>	<b>21,775</b>	<b>(15,561)</b>
CSA #10 Laguna Seca Ranch	320023	1403	0	37,336	0	21,775	21,775	(15,561)

## Appropriation Expenditure Detail

Entity Description	Entity Code	Fund Code	Prior Year 2023-2024	Adopted Budget 2024-2025	CY Estimate 2024-2025	Requested Budget 2025-2026	Recommended Budget 2025-2026	Recommended Change from Adopted
<b>CSA #15 Serra Village, Toro Park</b>	<b>PFP122</b>	<b>1406</b>	<b>238,332</b>	<b>334,318</b>	<b>433,341</b>	<b>337,783</b>	<b>337,783</b>	<b>3,465</b>
CSA #15 Serra Village, Toro Park	320024	1406	238,332	334,318	433,341	337,783	337,783	3,465
<b>CSA #17 Rancho Tierra Grande</b>	<b>PFP123</b>	<b>1407</b>	<b>36,988</b>	<b>14,130</b>	<b>17,592</b>	<b>13,162</b>	<b>13,162</b>	<b>(968)</b>
CSA #17 Rancho Tierra Grande	320025	1407	36,988	14,130	17,592	13,162	13,162	(968)
<b>CSA #19 Carmel Meadows</b>	<b>PFP124</b>	<b>1408</b>	<b>1,230</b>	<b>12,552</b>	<b>6,528</b>	<b>11,507</b>	<b>11,507</b>	<b>(1,045)</b>
CSA #19 Carmel Meadows	320026	1408	1,230	12,552	6,528	11,507	11,507	(1,045)
<b>CSA #20 Royal Estates</b>	<b>PFP125</b>	<b>1409</b>	<b>4,800</b>	<b>36,466</b>	<b>18,419</b>	<b>28,609</b>	<b>28,609</b>	<b>(7,857)</b>
CSA #20 Royal Estates	320027	1409	4,800	36,466	18,419	28,609	28,609	(7,857)
<b>CSA #23 Carmel Rancho</b>	<b>PFP126</b>	<b>1410</b>	<b>12,702</b>	<b>250,727</b>	<b>23,999</b>	<b>204,783</b>	<b>204,783</b>	<b>(45,944)</b>
CSA #23 Carmel Rancho	320028	1410	12,702	250,727	23,999	204,783	204,783	(45,944)
<b>CSA #24 Pedrazzi Subdivision/Indian Springs</b>	<b>PFP127</b>	<b>1411</b>	<b>6,384</b>	<b>34,470</b>	<b>10,532</b>	<b>76,434</b>	<b>76,434</b>	<b>41,964</b>
CSA #24 Pedrazzi Subdivision/Indian Springs	320029	1411	6,384	34,470	10,532	76,434	76,434	41,964
<b>CSA #25 Carmel Valley Golf and County Club</b>	<b>PFP128</b>	<b>1412</b>	<b>121,422</b>	<b>209,067</b>	<b>126,373</b>	<b>259,092</b>	<b>259,092</b>	<b>50,025</b>
CSA #25 Carmel Valley Golf and County Club	320030	1412	121,422	209,067	126,373	259,092	259,092	50,025
<b>CSA #26 New Moss Landing Heights</b>	<b>PFP129</b>	<b>1413</b>	<b>2,905</b>	<b>23,718</b>	<b>1,681</b>	<b>15,350</b>	<b>15,350</b>	<b>(8,368)</b>
CSA #26 New Moss Landing Heights	320031	1413	2,905	23,718	1,681	15,350	15,350	(8,368)
<b>CSA #30 Rancho Mar Monte</b>	<b>PFP130</b>	<b>1414</b>	<b>1,114</b>	<b>18,512</b>	<b>10,534</b>	<b>15,480</b>	<b>15,480</b>	<b>(3,032)</b>
CSA #30 Rancho Mar Monte	320032	1414	1,114	18,512	10,534	15,480	15,480	(3,032)
<b>CSA #31 Aromas Hills Subdivision</b>	<b>PFP131</b>	<b>1415</b>	<b>2,550</b>	<b>15,670</b>	<b>5,529</b>	<b>14,489</b>	<b>14,489</b>	<b>(1,181)</b>
CSA #31 Aromas Hills Subdivision	320033	1415	2,550	15,670	5,529	14,489	14,489	(1,181)
<b>CSA #32 Green Valley Acres/Moon Subdivision</b>	<b>PFP132</b>	<b>1416</b>	<b>7,400</b>	<b>26,201</b>	<b>10,552</b>	<b>24,026</b>	<b>24,026</b>	<b>(2,175)</b>
CSA #32 Green Valley Acres/Moon Subdivision	320034	1416	7,400	26,201	10,552	24,026	24,026	(2,175)
<b>CSA #33 Coast Ridge/Carmel Sur</b>	<b>PFP133</b>	<b>1417</b>	<b>840</b>	<b>14,533</b>	<b>5,524</b>	<b>13,528</b>	<b>13,528</b>	<b>(1,005)</b>
CSA #33 Coast Ridge/Carmel Sur	320035	1417	840	14,533	5,524	13,528	13,528	(1,005)
<b>CSA #34 Rancho Rio Vista/Carmel Knolls</b>	<b>PFP134</b>	<b>1418</b>	<b>19,742</b>	<b>11,353</b>	<b>5,807</b>	<b>12,000</b>	<b>12,000</b>	<b>647</b>
CSA #34 Rancho Rio Vista/Carmel Knolls	320036	1418	19,742	11,353	5,807	12,000	12,000	647
<b>CSA #35 Paradise Park</b>	<b>PFP135</b>	<b>1419</b>	<b>7,566</b>	<b>33,483</b>	<b>11,025</b>	<b>27,535</b>	<b>27,535</b>	<b>(5,948)</b>
CSA #35 Paradise Park	320037	1419	7,566	33,483	11,025	27,535	27,535	(5,948)
<b>CSA #37 Colonial Oak Estates</b>	<b>PFP136</b>	<b>1420</b>	<b>890</b>	<b>11,919</b>	<b>5,524</b>	<b>11,905</b>	<b>11,905</b>	<b>(14)</b>
CSA #37 Colonial Oak Estates	320038	1420	890	11,919	5,524	11,905	11,905	(14)
<b>CSA #38 Paradise Lake Estates</b>	<b>PFP137</b>	<b>1421</b>	<b>902</b>	<b>22,584</b>	<b>5,788</b>	<b>17,789</b>	<b>17,789</b>	<b>(4,795)</b>
CSA #38 Paradise Lake Estates	320039	1421	902	22,584	5,788	17,789	17,789	(4,795)

## Appropriation Expenditure Detail

Entity Description	Entity Code	Fund Code	Prior Year 2023-2024	Adopted Budget 2024-2025	CY Estimate 2024-2025	Requested Budget 2025-2026	Recommended Budget 2025-2026	Recommended Change from Adopted
<b>CSA #41 Gabilan Acres/Boronda</b>	<b>PFP138</b>	<b>1422</b>	<b>19,628</b>	<b>64,659</b>	<b>15,218</b>	<b>45,359</b>	<b>45,359</b>	<b>(19,300)</b>
CSA #41 Gabilan Acres/Boronda	320040	1422	19,628	64,659	15,218	45,359	45,359	(19,300)
<b>CSA #44 Corral De Tierra Oaks 1/2/3</b>	<b>PFP139</b>	<b>1423</b>	<b>4,245</b>	<b>65,107</b>	<b>7,411</b>	<b>20,465</b>	<b>20,465</b>	<b>(44,642)</b>
CSA #44 Corral De Tierra Oaks 1/2/3	320041	1423	4,245	65,107	7,411	20,465	20,465	(44,642)
<b>CSA #45 Oak Hills</b>	<b>PFP140</b>	<b>1424</b>	<b>37,899</b>	<b>110,413</b>	<b>54,833</b>	<b>120,703</b>	<b>120,703</b>	<b>10,290</b>
CSA #45 Oak Hills	320042	1424	37,899	110,413	54,833	120,703	120,703	10,290
<b>CSA #45-Oak Hills - Open Space</b>	<b>PFP141</b>	<b>1425</b>	<b>22,639</b>	<b>44,741</b>	<b>25,272</b>	<b>29,472</b>	<b>29,472</b>	<b>(15,269)</b>
CSA #45-Oak Hills - Open Space	320043	1425	22,639	44,741	25,272	29,472	29,472	(15,269)
<b>CSA #47 Carmel Views/Mar Vista</b>	<b>PFP142</b>	<b>1426</b>	<b>64,004</b>	<b>42,523</b>	<b>16,936</b>	<b>29,930</b>	<b>29,930</b>	<b>(12,593)</b>
CSA #47 Carmel Views/Mar Vista	320044	1426	64,004	42,523	16,936	29,930	29,930	(12,593)
<b>CSA #50 Rioway Tract No.2</b>	<b>PFP143</b>	<b>1427</b>	<b>289,515</b>	<b>817,065</b>	<b>465,059</b>	<b>435,402</b>	<b>435,402</b>	<b>(381,663)</b>
CSA #50 Rioway Tract No.2	320045	1427	289,515	817,065	465,059	435,402	435,402	(381,663)
<b>CSA #51 High Meadow</b>	<b>PFP144</b>	<b>1428</b>	<b>9,629</b>	<b>64,977</b>	<b>26,431</b>	<b>48,769</b>	<b>48,769</b>	<b>(16,208)</b>
CSA #51 High Meadow	320046	1428	9,629	64,977	26,431	48,769	48,769	(16,208)
<b>CSA #52 Carmel Valley Village</b>	<b>PFP145</b>	<b>1429</b>	<b>1,363</b>	<b>129,687</b>	<b>100,594</b>	<b>108,339</b>	<b>108,339</b>	<b>(21,348)</b>
CSA #52 Carmel Valley Village	320047	1429	1,363	129,687	100,594	108,339	108,339	(21,348)
<b>CSA #53 Arroyo Seco</b>	<b>PFP146</b>	<b>1430</b>	<b>3,457</b>	<b>11,299</b>	<b>628</b>	<b>8,651</b>	<b>8,651</b>	<b>(2,648)</b>
CSA #53 Arroyo Seco	320048	1430	3,457	11,299	628	8,651	8,651	(2,648)
<b>CSA #54 Manzanita/Sarsi Subdivisions</b>	<b>PFP147</b>	<b>1431</b>	<b>712</b>	<b>15,570</b>	<b>5,225</b>	<b>13,888</b>	<b>13,888</b>	<b>(1,682)</b>
CSA #54 Manzanita/Sarsi Subdivisions	320049	1431	712	15,570	5,225	13,888	13,888	(1,682)
<b>CSA #55 Robles Del Rio</b>	<b>PFP148</b>	<b>1432</b>	<b>1,068</b>	<b>63,833</b>	<b>21,110</b>	<b>43,706</b>	<b>43,706</b>	<b>(20,127)</b>
CSA #55 Robles Del Rio	320050	1432	1,068	63,833	21,110	43,706	43,706	(20,127)
<b>CSA #56 Del Mesa Carmel</b>	<b>PFP149</b>	<b>1433</b>	<b>746</b>	<b>60,003</b>	<b>549</b>	<b>33,828</b>	<b>33,828</b>	<b>(26,175)</b>
CSA #56 Del Mesa Carmel	320051	1433	746	60,003	549	33,828	33,828	(26,175)
<b>CSA #57 Los Tulares Subdivision</b>	<b>PFP150</b>	<b>1434</b>	<b>203</b>	<b>12,076</b>	<b>25</b>	<b>8,500</b>	<b>8,500</b>	<b>(3,576)</b>
CSA #57 Los Tulares Subdivision	320052	1434	203	12,076	25	8,500	8,500	(3,576)
<b>CSA #58 Vista Dorado</b>	<b>PFP151</b>	<b>1435</b>	<b>2,761</b>	<b>24,987</b>	<b>7,249</b>	<b>19,769</b>	<b>19,769</b>	<b>(5,218)</b>
CSA #58 Vista Dorado	320053	1435	2,761	24,987	7,249	19,769	19,769	(5,218)
<b>CSA #62 Rancho Del Monte 14</b>	<b>PFP152</b>	<b>1436</b>	<b>2,936</b>	<b>76,211</b>	<b>5,315</b>	<b>46,853</b>	<b>46,853</b>	<b>(29,358)</b>
CSA #62 Rancho Del Monte 14	320054	1436	2,936	76,211	5,315	46,853	46,853	(29,358)
<b>CSA #66 Oak Tree Views</b>	<b>PFP153</b>	<b>1437</b>	<b>24,105</b>	<b>62,415</b>	<b>17,352</b>	<b>44,160</b>	<b>44,160</b>	<b>(18,255)</b>
CSA #66 Oak Tree Views	320055	1437	24,105	62,415	17,352	44,160	44,160	(18,255)
<b>CSA #67 Corral De Tierra Oaks 4</b>	<b>PFP154</b>	<b>1438</b>	<b>6,212</b>	<b>2,353,318</b>	<b>540,860</b>	<b>394,727</b>	<b>394,727</b>	<b>(1,958,591)</b>
CSA #67 Corral De Tierra Oaks 4	320056	1438	6,212	2,353,318	540,860	394,727	394,727	(1,958,591)

## Appropriation Expenditure Detail

Entity Description	Entity Code	Fund Code	Prior Year 2023-2024	Adopted Budget 2024-2025	CY Estimate 2024-2025	Requested Budget 2025-2026	Recommended Budget 2025-2026	Recommended Change from Adopted
<b>CSA #68 Vierra Canyon Knolls</b>	<b>PFP155</b>	<b>1439</b>	<b>1,090</b>	<b>31,368</b>	<b>10,524</b>	<b>22,187</b>	<b>22,187</b>	<b>(9,181)</b>
CSA #68 Vierra Canyon Knolls	320057	1439	1,090	31,368	10,524	22,187	22,187	(9,181)
<b>CSA #69 Ralph Lane</b>	<b>PFP156</b>	<b>1440</b>	<b>91</b>	<b>295</b>	<b>0</b>	<b>142</b>	<b>142</b>	<b>(153)</b>
CSA #69 Ralph Lane	320058	1440	91	295	0	142	142	(153)
<b>CSA #72 Las Palmas Ranch</b>	<b>PFP157</b>	<b>1441</b>	<b>12,294</b>	<b>66,631</b>	<b>524</b>	<b>60,421</b>	<b>60,421</b>	<b>(6,210)</b>
CSA #72 Las Palmas Ranch	320059	1441	12,294	66,631	524	60,421	60,421	(6,210)
<b>CSA #75 Chualar Consolidated</b>	<b>PFP158</b>	<b>1443</b>	<b>1,587,512</b>	<b>1,040,093</b>	<b>508,733</b>	<b>3,613,004</b>	<b>3,613,004</b>	<b>2,572,911</b>
CSA #75 Chualar Consolidated	320060	1443	1,587,512	1,040,093	508,733	3,613,004	3,613,004	2,572,911
<b>Chualar Assessment Bond</b>	<b>PFP159</b>	<b>1830</b>	<b>15,914</b>	<b>7,223</b>	<b>7,223</b>	<b>38,445</b>	<b>38,445</b>	<b>31,222</b>
Chualar Assessment Bond	320061	1830	15,914	7,223	7,223	38,445	38,445	31,222
<b>Pajaro County Sanitation District</b>	<b>PFP160</b>	<b>1521</b>	<b>3,751,819</b>	<b>5,145,051</b>	<b>1,525,136</b>	<b>6,289,610</b>	<b>6,289,610</b>	<b>1,144,559</b>
Pajaro County Sanitation District	320062	1521	3,751,819	5,145,051	1,525,136	6,289,610	6,289,610	1,144,559
<b>Boronda County Sanitation District</b>	<b>PFP162</b>	<b>1524</b>	<b>213,778</b>	<b>153,560</b>	<b>316,442</b>	<b>160,638</b>	<b>160,638</b>	<b>7,078</b>
Boronda County Sanitation District	320064	1524	213,778	153,560	316,442	160,638	160,638	7,078
<b>Boronda County Sanitation District - Zone 2 - San Jerardo</b>	<b>PFP163</b>	<b>1525</b>	<b>107,377</b>	<b>230,612</b>	<b>267,032</b>	<b>141,662</b>	<b>141,662</b>	<b>(88,950)</b>
Boronda County Sanitation District - Zone 2 - San Jerardo	320065	1525	107,377	230,612	267,032	141,662	141,662	(88,950)
<b>Boronda County Sanitation Revenue</b>	<b>PFP164</b>	<b>1820</b>	<b>38,600</b>	<b>38,850</b>	<b>38,850</b>	<b>1,500</b>	<b>1,500</b>	<b>(37,350)</b>
Boronda County Sanitation Revenue	320066	1820	38,600	38,850	38,850	1,500	1,500	(37,350)
<b>Pajaro County Sanitation Sewer Revenue Bond</b>	<b>PFP165</b>	<b>1825</b>	<b>0</b>	<b>0</b>	<b>0</b>	<b>64,152</b>	<b>64,152</b>	<b>64,152</b>
Pajaro County Sanitation Sewer Revenue Bond	320067	1825	0	0	0	64,152	64,152	64,152
<b>East Garrison Community Services District</b>	<b>PFP118</b>	<b>1390</b>	<b>1,675,437</b>	<b>2,056,804</b>	<b>1,894,639</b>	<b>2,569,220</b>	<b>2,569,220</b>	<b>512,416</b>
East Garrison Community Services District	320020	1390	1,675,437	2,056,804	1,894,639	2,569,220	2,569,220	512,416
<b>East Garrison Public Financing Authority</b>	<b>PFP117</b>	<b>1905</b>	<b>19,829</b>	<b>30,760</b>	<b>30,760</b>	<b>30,760</b>	<b>30,760</b>	<b>0</b>
East Garrison Public Financing Authority	320019	1905	19,829	30,760	30,760	30,760	30,760	0
<b>Total</b>			<b>\$ 165,485,60</b>	<b>\$ 182,093,61</b>	<b>\$ 158,134,21</b>	<b>\$ 221,262,39</b>	<b>\$ 149,043,49</b>	<b>\$ (33,050,124)</b>

## Adopted 2024-2025 to Recommended 2025-2026 Positions

Classification Code	Classification Label	Adopted Budget 2023-2024	Adopted Budget 2024-2025	Recommended Budget 2025-2026	Change
11A33	DIRECTOR OF PUBLIC WORKS, FACILITIES AND PARKS	1.00	1.00	1.00	0.00
12C23	ASSISTANT DIRECTOR OF PUBLIC WORKS, FACILITIES AND PARKS	1.00	1.00	1.00	0.00
14A10	PROJECT MANAGER I	1.00	1.00	1.00	0.00

## Adopted 2024-2025 to Recommended 2025-2026 Positions

Classification Code	Classification Label	Adopted Budget 2023-2024	Adopted Budget 2024-2025	Recommended Budget 2025-2026	Change
14A11	PROJECT MANAGER II	5.00	5.00	5.00	0.00
14A12	PROJECT MANAGER III	4.00	4.00	4.00	0.00
14B21	ASSOCIATE PERSONNEL ANALYST	1.00	1.00	1.00	0.00
14B32	SENIOR PERSONNEL ANALYST	1.00	1.00	1.00	0.00
14C30	MANAGEMENT ANALYST II	8.00	7.00	7.00	0.00
14C31	MANAGEMENT ANALYST III	4.00	4.00	4.00	0.00
14C70	ADMINISTRATIVE SERVICES ASSISTANT	1.00	1.00	1.00	0.00
14C74	REAL PROPERTY SPECIALIST	1.00	1.00	1.00	0.00
14E01	BUYER I	1.00	1.00	1.00	0.00
14G02	MANAGEMENT ANALYST I	1.00	1.00	0.00	(1.00)
14H03	PERSONNEL TECHNICIAN-CONFIDENTIAL	1.00	1.00	1.00	0.00
14H64	FLEET MANAGER	1.00	1.00	1.00	0.00
14K48	CAPITAL IMPROVEMENT MANAGER	2.00	2.00	2.00	0.00
14K63	CHIEF OF FACILITIES	1.00	1.00	1.00	0.00
14K70	CHIEF OF PARKS	1.00	1.00	1.00	0.00
14N05	ADMINISTRATIVE OPERATIONS MANAGER	4.00	4.00	3.00	(1.00)
16G24	GIS ANALYST II	1.00	1.00	1.00	0.00
20B10	ACCOUNTANT I	3.00	3.00	3.00	0.00
20B11	ACCOUNTANT II	3.00	3.00	3.00	0.00
20B12	ACCOUNTANT III	2.00	3.00	3.00	0.00
20B93	FINANCE MANAGER II	1.00	1.00	2.00	1.00
20B94	FINANCE MANAGER III	1.00	1.00	1.00	0.00
20B95	FINANCE MANAGER I	2.00	2.00	1.00	(1.00)
30D31	CHIEF OF PUBLIC WORKS	1.00	1.00	1.00	0.00
34X21	GUARD	2.00	2.00	2.00	0.00
41A10	ASSISTANT ENGINEER	9.00	9.00	9.00	0.00
41A20	CIVIL ENGINEER	4.00	4.00	4.00	0.00
41A22	SENIOR CIVIL ENGINEER	3.00	3.00	4.00	1.00
41A87	CHIEF OF SURVEYS	1.00	1.00	1.00	0.00
41C02	WATER RESOURCES HYDROLOGIST	1.00	1.00	0.00	(1.00)
41C14	ASSOCIATE WATER RESOURCES HYDROLOGIST	1.00	1.00	1.00	0.00
41C17	SENIOR WATER RESOURCES HYDROLOGIST	1.00	1.00	1.00	0.00
41F85	PARKS PLANNING MANAGER	1.00	1.00	0.00	(1.00)
43A23	ENGINEERING TECHNICIAN	8.00	8.00	8.00	0.00
43B03	WATER RESOURCES TECHNICIAN	1.00	1.00	1.00	0.00
43L18	COMMUNICATIONS TECHNICIAN III	1.00	1.00	1.00	0.00
43L20	COMMUNICATIONS TECHNICIAN I	1.00	1.00	1.00	0.00
43L42	VEHICLE INSTALLATION SPECIALIST	1.00	1.00	1.00	0.00
65C10	PARKS MUSEUM ASSISTANT	1.00	1.00	1.00	0.00
68A30	RANGE MASTER	1.00	1.00	1.00	0.00
68A41	COUNTY PARK RANGER II	3.00	4.00	2.00	(2.00)

## Adopted 2024-2025 to Recommended 2025-2026 Positions

Classification Code	Classification Label	Adopted Budget 2023-2024	Adopted Budget 2024-2025	Recommended Budget 2025-2026	Change
68A42	COUNTY PARK RANGER III	2.00	2.00	2.00	0.00
68A43	COUNTY PARK RANGER SUPERVISOR	1.00	1.00	1.00	0.00
68C01	PARK SERVICES AIDE I	3.00	3.00	2.00	(1.00)
68C02	RANGE AIDE	1.00	1.00	1.00	0.00
68C21	PARK SERVICES AIDE II	2.00	2.00	2.00	0.00
68C23	PARK SERVICES AIDE III	1.00	1.00	1.00	0.00
70C20	SENIOR GROUNDSKEEPER	1.00	1.00	1.00	0.00
70C21	GROUNDSKEEPER	4.00	4.00	4.00	0.00
70C80	GROUNDS SUPERVISOR	1.00	1.00	1.00	0.00
70F10	FLEET PARTS COORDINATOR	1.00	1.00	1.00	0.00
70F12	SENIOR FLEET PARTS COORDINATOR	1.00	1.00	1.00	0.00
70F21	COURIER	5.00	5.00	5.00	0.00
70F23	STOREKEEPER	5.00	5.00	5.00	0.00
70F81	SUPERVISING STOREKEEPER	1.00	1.00	1.00	0.00
70N01	OFFICE MAINTENANCE WORKER	2.00	2.00	1.00	(1.00)
72A23	BUILDING MAINTENANCE WORKER	12.00	12.00	13.00	1.00
72A29	SENIOR BUILDING MAINTENANCE WORKER	2.00	2.00	2.00	0.00
72A81	BUILDING MAINTENANCE SUPERVISOR	3.00	3.00	3.00	0.00
72B31	PARKS BUILDING & GROUNDS WORKER II	10.00	10.00	10.00	0.00
72B32	PARKS BUILDING & GROUNDS WORKER SUPERVISOR	5.00	5.00	4.00	(1.00)
72B40	PARKS UTILITIES & WATER SYSTEMS SPECIALIST	3.00	3.00	3.00	0.00
72B41	SENIOR PARKS UTILITIES & WATER SYSTEMS SPECIALIST	1.00	1.00	0.00	(1.00)
72C20	MECHANIC I	1.00	1.00	1.00	0.00
72C23	MECHANIC II	11.00	11.00	11.00	0.00
72C26	MECHANIC III	2.00	2.00	2.00	0.00
72C82	SUPERVISING MECHANIC	1.00	1.00	1.00	0.00
72C83	FLEET SERVICE WRITER	1.00	1.00	1.00	0.00
74D12	ROAD MAINTENANCE WORKER	28.00	28.00	28.00	0.00
74D13	SENIOR ROAD MAINTENANCE WORKER	8.00	8.00	8.00	0.00
74D81	ASSISTANT ROAD SUPERINTENDENT	5.00	5.00	5.00	0.00
74D83	ROAD SUPERINTENDENT	4.00	4.00	4.00	0.00
74D84	ROAD MAINTENANCE SUPERINTENDENT	1.00	1.00	1.00	0.00
74D85	MAINTENANCE MANAGER	2.00	2.00	2.00	0.00
74E11	BRIDGE MAINTENANCE WORKER	6.00	6.00	6.00	0.00
74E31	SENIOR BRIDGE MAINTENANCE WORKER	1.00	1.00	1.00	0.00
74E80	ASSISTANT BRIDGE SUPERINTENDENT	1.00	1.00	1.00	0.00
74E81	BRIDGE SUPERINTENDENT	1.00	1.00	1.00	0.00
74G21	TREE TRIMMER	2.00	2.00	2.00	0.00
74G22	SENIOR TREE TRIMMER	1.00	1.00	1.00	0.00
74H02	SANITATION WORKER ASSISTANT	-	-	2.00	2.00
74I11	TRAFFIC MAINTENANCE WORKER	6.00	6.00	6.00	0.00

## Adopted 2024-2025 to Recommended 2025-2026 Positions

Classification Code	Classification Label	Adopted Budget 2023-2024	Adopted Budget 2024-2025	Recommended Budget 2025-2026	Change
74I25	TRAFFIC MAINTENANCE SUPERINTENDENT	1.00	1.00	1.00	0.00
80A31	SECRETARY	4.00	4.00	4.00	0.00
80A32	SENIOR SECRETARY	2.00	2.00	1.00	(1.00)
80A33	ADMINISTRATIVE SECRETARY	1.00	1.00	1.00	0.00
80E21	OFFICE ASSISTANT II	4.00	4.00	4.00	0.00
80E22	OFFICE ASSISTANT III	1.00	1.00	1.00	0.00
80E90	MAINTENANCE YARD CLERK	4.00	4.00	4.00	0.00
80E91	MAINTENANCE INVENTORY & YARD CLERK	1.00	1.00	1.00	0.00
80J20	ACCOUNTING CLERICAL SUPERVISOR	1.00	-	-	-
80J22	SENIOR ACCOUNT CLERK	10.00	10.00	8.00	(2.00)
80J30	ACCOUNTING TECHNICIAN	4.00	5.00	5.00	0.00
80O22	MAILROOM CLERK	0.50	0.50	0.50	0.00
80O23	SENIOR MAILROOM CLERK	1.00	1.00	1.00	0.00
<b>Total</b>		<b>277.50</b>	<b>278.50</b>	<b>269.50</b>	<b>(9.00)</b>

## Augmentation Requests

Request Code	Request Name	Ranking Type Name	Requested Amount	Requested FTE	Recommended Budget	Recommended FTE
320001-1001-AUG010	Restore Senior Account Clerk	Status Quo Vacant Position	123,516	1.00	-	-
320002-1001-AUG013	Facility Unscheduled Maintenance	Status Quo Other	1,000,000	-	-	-
320002-1001-AUG014	Augmented Preventative Maintenance	New Program/Service w/ General Fund Funding	1,000,000	-	-	-
320002-1001-AUG015	Real Property Specialist	Request New Position	207,748	1.00	-	-
320002-1001-AUG017	Custodial Service in multi-use Facilities	Status Quo Other	713,000	-	534,750	-
320002-1001-AUG018	Security Service at Government Center, Schilling & Laurel	Status Quo Other	1,052,940	-	-	-
320002-1001-AUG019	Security at Castroville Library and Supervisor Offices	New Program/Service w/ General Fund Funding	100,000	-	-	-
320002-1001-AUG020	Security at County Coastal Offices	New Program/Service w/ General Fund Funding	100,000	-	-	-
320002-1001-AUG021	Security at Pajaro Library and AG Commissioner Offices	New Program/Service w/ General Fund Funding	150,000	-	-	-
320002-1001-AUG022	Encampment Clean up	Status Quo Other	100,000	-	-	-
320002-1001-AUG032	Vehicle Asset Management Program (VAMP) - Facility Services	Status Quo Other	172,124	-	-	-
320004-1001-AUG024	Mobile Shred Truck	New Program/Service w/ General Fund Funding	386,520	-	-	-
320007-1001-AUG023	Part-time Fleet Parts Coordinator	Request New Position	56,033	0.50	-	-



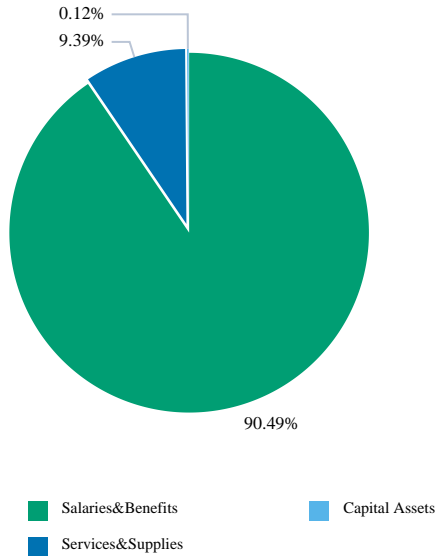
## Augmentation Requests

Request Code	Request Name	Ranking Type Name	Requested Amount	Requested FTE	Recommended Budget	Recommended FTE
320010-1001-AUG001	Fort Ord Open Space Unscheduled Maintenance	Status Quo Other	150,000	-	-	-
320010-1001-AUG002	Restore Parks Planning Manager	Status Quo Vacant Position	186,329	1.00	-	-
320010-1001-AUG003	Temporary Staff	Status Quo Other	130,000	-	97,500	-
320010-1001-AUG004	Restore County Park Ranger II	Status Quo Vacant Position	154,885	1.00	-	-
320010-1001-AUG005	Restore County Park Ranger II	Status Quo Vacant Position	154,885	1.00	-	-
320010-1001-AUG006	Restore Park Services Aide I	Status Quo Vacant Position	91,251	1.00	-	-
320010-1001-AUG007	Restore Parks Building & Grounds Worker Supervisor	Status Quo Vacant Position	118,602	1.00	-	-
320010-1001-AUG008	Restore Senior Parks Utilities & Water Systems Specialist	Status Quo Vacant Position	151,311	1.00	-	-
320010-1001-AUG009	Restore Senior Secretary	Status Quo Vacant Position	119,309	1.00	-	-
320010-1001-AUG034	Vehicle Asset Management Program (VAMP) - Parks	Status Quo Other	307,608	-	-	-
320011-1001-AUG035	Vehicle Asset Management Program (VAMP) - Rifle Range	Status Quo Other	13,751	-	-	-
320016-1001-AUG033	Vehicle Asset Management Program (VAMP) - Litter	Status Quo Other	12,108	-	-	-
320017-1001-AUG030	Lake San Antonio South Shore Landfill: Post Closure Maintenance Plan Update including Landfill Gas Monitoring and Sampling	New Mandated Program/Service w/ General Fund Funding	60,000	-	40,797	-
320018-1001-AUG025	Sanitation Worker Assistant	Request New Position	-	1.00	-	1.00
320018-1001-AUG026	Sanitation Worker Assistant	Request New Position	-	1.00	-	1.00
320018-1001-AUG027	Supervising Sanitation Worker	Request New Position	50,000	1.00	-	-
320068-1001-AUG028	Water Resources Hydrologist	Status Quo Vacant Position	173,930	1.00	-	-
320068-1001-AUG029	Carmel Lagoon	Status Quo Other	187,366	-	-	-
320068-1001-AUG031	Vehicle Asset Management Program (VAMP) - Stormwater	Status Quo Other	17,607	-	-	-
<b>Grand Total:</b>			<b>7,240,823</b>	<b>13.50</b>	<b>673,047</b>	<b>2.00</b>

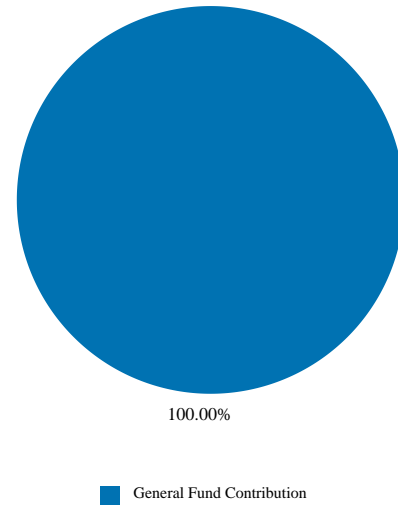
# Public Works, Facilities and Parks Administration

(Budget Unit 320001 - Fund 1001 - Appropriation Unit PFP100)

## Use of Funds



## Source of Funds



## Use of Funds

Expenditures	Prior Year 2023-2024	Adopted Budget 2024-2025	CY Estimate 2024-2025	Requested Budget 2025-2026	Recommended Budget 2025-2026	Recommended Change from Adopted
Salaries and Employee Benefits	\$ 1,615,495	\$ 2,135,010	\$ 1,993,767	\$ 2,736,945	\$ 2,613,429	\$ 478,419
Services and Supplies	244,800	227,199	271,194	271,286	271,286	44,087
Other Charges	(1,396,320)	(2,473,820)	(2,384,130)	(1,915,705)	(1,915,705)	558,115
Capital Assets	0	0	3,495	3,495	3,495	3,495
Other Financing Uses	111,764	112,345	112,345	-	-	(112,345)
<b>Subtotal</b>	<b>\$ 575,739</b>	<b>\$ 734</b>	<b>\$ (3,330)</b>	<b>\$ 1,096,022</b>	<b>\$ 972,506</b>	<b>\$ 971,772</b>

## Source of Funds

Revenues	Prior Year 2023-2024	Adopted Budget 2024-2025	CY Estimate 2024-2025	Requested Budget 2025-2026	Recommended Budget 2025-2026	Recommended Change from Adopted
Miscellaneous Revenues	\$ 5	\$ -	\$ -	\$ -	\$ -	\$ -
<b>Subtotal</b>	<b>\$ 5</b>	<b>\$ -</b>	<b>\$ -</b>	<b>\$ -</b>	<b>\$ -</b>	<b>\$ -</b>
General Fund Contributions	575,734	734	(3,330)	1,096,022	972,506	971,772
<b>Total Source of Funds</b>	<b>\$ 575,739</b>	<b>\$ 734</b>	<b>\$ (3,330)</b>	<b>\$ 1,096,022</b>	<b>\$ 972,506</b>	<b>\$ 971,772</b>

## Unit Description

PWFP's Administration Unit provides executive direction, oversight, coordination, and centralized administrative support of the operational areas within the department, including Payroll, Contracts Purchasing and HR.

## Recommended FY 2025-2026 Positions

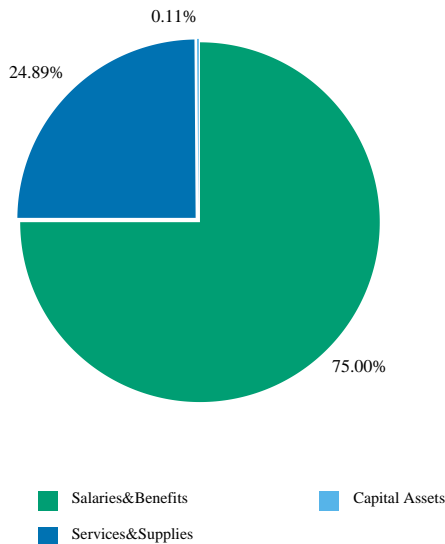
Classification Code	Classification Label	FTE
12C23	ASSISTANT DIRECTOR OF PUBLIC WORKS, FACILITIES AND PARKS	1.00
14B21	ASSOCIATE PERSONNEL ANALYST	1.00
14C30	MANAGEMENT ANALYST II	2.00
14C31	MANAGEMENT ANALYST III	1.00
14H03	PERSONNEL TECHNICIAN-CONFIDENTIAL	1.00
20B10	ACCOUNTANT I	1.00

20B93	FINANCE MANAGER II	1.00
41A10	ASSISTANT ENGINEER	1.00
41A87	CHIEF OF SURVEYS	1.00
80J22	SENIOR ACCOUNT CLERK	2.00
80J30	ACCOUNTING TECHNICIAN	1.00
	Total	13.00

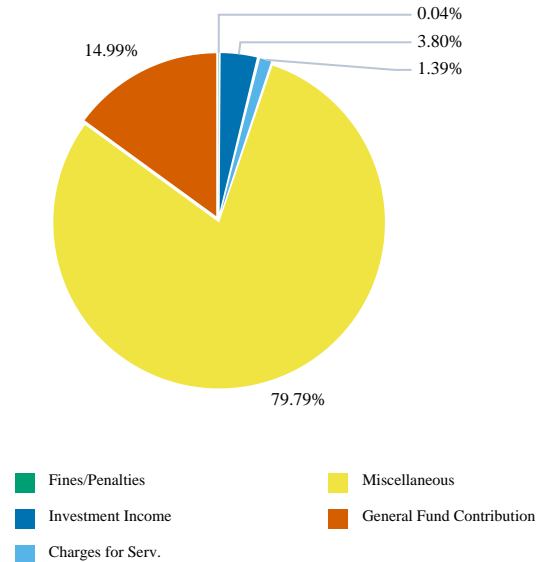
# Facility Services

(Budget Unit 320002 - Fund 1001 - Appropriation Unit PFP101)

## Use of Funds



## Source of Funds



## Use of Funds

Expenditures	Prior Year 2023-2024	Adopted Budget 2024-2025	CY Estimate 2024-2025	Requested Budget 2025-2026	Recommended Budget 2025-2026	Recommended Change from Adopted
Salaries and Employee Benefits	\$ 5,159,357	\$ 6,057,182	\$ 6,006,243	\$ 7,205,292	\$ 6,997,544	\$ 940,362
Services and Supplies	5,707,863	4,839,462	5,216,802	6,175,897	2,322,583	(2,516,879)
Other Charges	(5,531,303)	(6,340,168)	(6,251,231)	(930,536)	(930,536)	5,409,632
Capital Assets	719,995	0	1,628,809	9,816	9,816	9,816
Other Financing Uses	-	0	175	-	-	0
<b>Subtotal</b>	<b>\$ 6,055,913</b>	<b>\$ 4,556,476</b>	<b>\$ 6,600,799</b>	<b>\$ 12,460,469</b>	<b>\$ 8,399,407</b>	<b>\$ 3,842,931</b>

## Source of Funds

Revenues	Prior Year 2023-2024	Adopted Budget 2024-2025	CY Estimate 2024-2025	Requested Budget 2025-2026	Recommended Budget 2025-2026	Recommended Change from Adopted
Fines	\$ 3,471	\$ 1,500	\$ 2,500	\$ 3,000	\$ 3,000	\$ 1,500
Revenue from Use of Money & Property	370,836	310,774	303,583	319,229	319,229	8,455
Charges For Services	137,158	54,285	83,422	116,709	116,709	62,424
Miscellaneous Revenues	32,878	0	15,996	6,701,672	6,701,672	6,701,672
Other Financing Sources	1,906,583	1,000,000	1,393,085	-	-	(1,000,000)
<b>Subtotal</b>	<b>\$ 2,450,926</b>	<b>\$ 1,366,559</b>	<b>\$ 1,798,586</b>	<b>\$ 7,140,610</b>	<b>\$ 7,140,610</b>	<b>\$ 5,774,051</b>
General Fund Contributions	3,604,987	3,189,917	4,802,213	5,319,859	1,258,797	(1,931,120)
<b>Total Source of Funds</b>	<b>\$ 6,055,913</b>	<b>\$ 4,556,476</b>	<b>\$ 6,600,799</b>	<b>\$ 12,460,469</b>	<b>\$ 8,399,407</b>	<b>\$ 3,842,931</b>

## Unit Description

PWFP's Facilities Maintenance Unit is responsible for the operation and maintenance of county buildings, as well as grounds maintenance and landscaping on county-owned multi-department facilities, the Public Safety Building, and various parcels outside road rights-of-way. Coverage includes building equipment, such as auxiliary power generators, infrastructure, including utility services, and building control

functions for heating, ventilation, and air conditioning (HVAC) systems. Facilities administers ongoing programs affecting building and occupancy conditions, such as security, parking, code compliance related to occupancy, environmental conditions, and the Americans with Disabilities Act (ADA) Transition Plan. This unit provides maintenance to designated areas of the Monterey and King City Courthouses based on percentages specified in Joint Occupancy Agreements between the County and state Administrative Office of the Court (AOC). The County

receives reimbursement from the AOC for associated costs in per the terms specified in the agreements.

Facilities provides Architectural and Property Management services. Architectural Services provides project management for new construction, major renovation, and facility maintenance and repair projects funded by Capital Projects Fund 1930, and projects directly financed by county offices and departments. Property Management manages real property related to 96 owned facilities, 63 leases with the County as tenant, 56 leases with the County as landlord, and 507 owned parcels, totaling more than 2.74 million square feet. This includes management of acquisition, sales, leases, and records affecting properties.

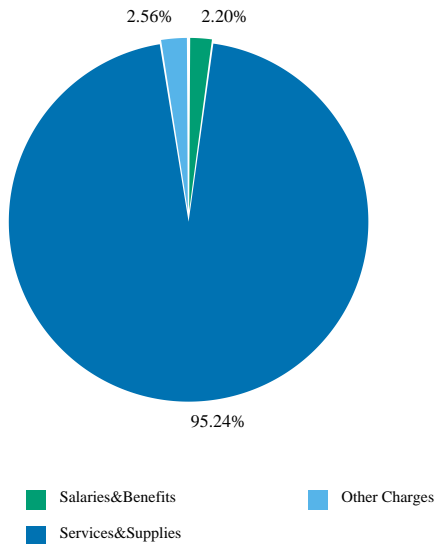
## Recommended FY 2025-2026 Positions

Classification Code	Classification Label	FTE
14A11	PROJECT MANAGER II	3.00
14A12	PROJECT MANAGER III	1.00
14C30	MANAGEMENT ANALYST II	1.00
14C31	MANAGEMENT ANALYST III	1.00
14C74	REAL PROPERTY SPECIALIST	1.00
14K48	CAPITAL IMPROVEMENT MANAGER	1.00
14K63	CHIEF OF FACILITIES	1.00
14N05	ADMINISTRATIVE OPERATIONS MANAGER	1.00
20B10	ACCOUNTANT I	1.00
20B95	FINANCE MANAGER I	1.00
70C20	SENIOR GROUNDSKEEPER	1.00
70C21	GROUNDSKEEPER	4.00
70C80	GROUNDS SUPERVISOR	1.00
70N01	OFFICE MAINTENANCE WORKER	1.00
72A23	BUILDING MAINTENANCE WORKER	13.00
72A29	SENIOR BUILDING MAINTENANCE WORKER	2.00
72A81	BUILDING MAINTENANCE SUPERVISOR	3.00
74D85	MAINTENANCE MANAGER	1.00
80A31	SECRETARY	1.00
80A33	ADMINISTRATIVE SECRETARY	1.00
80E21	OFFICE ASSISTANT II	2.00
80J22	SENIOR ACCOUNT CLERK	1.00
80J30	ACCOUNTING TECHNICIAN	1.00
Total		44.00

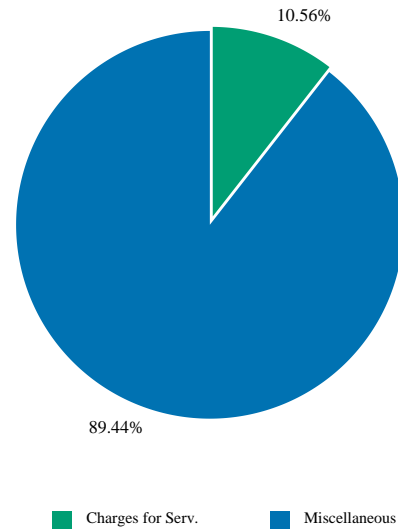
# Utilities

(Budget Unit 320003 - Fund 1001 - Appropriation Unit PFP102)

## Use of Funds



## Source of Funds



## Use of Funds

Expenditures	Prior Year 2023-2024	Adopted Budget 2024-2025	CY Estimate 2024-2025	Requested Budget 2025-2026	Recommended Budget 2025-2026	Recommended Change from Adopted
Salaries and Employee Benefits	\$ 116,636	\$ 118,727	\$ 128,751	\$ 132,263	\$ 132,263	\$ 13,536
Services and Supplies	4,941,607	4,826,057	5,704,640	5,727,552	5,727,552	901,495
Other Charges	(2,499,603)	(3,137,214)	130,678	154,135	154,135	3,291,349
Other Financing Uses	-	-	(3,298,325)	-	-	-
<b>Subtotal</b>	<b>\$ 2,558,640</b>	<b>\$ 1,807,570</b>	<b>\$ 2,665,744</b>	<b>\$ 6,013,950</b>	<b>\$ 6,013,950</b>	<b>\$ 4,206,380</b>

## Source of Funds

Revenues	Prior Year 2023-2024	Adopted Budget 2024-2025	CY Estimate 2024-2025	Requested Budget 2025-2026	Recommended Budget 2025-2026	Recommended Change from Adopted
Charges For Services	\$ 857,655	\$ 615,388	\$ 736,764	\$ 737,724	\$ 737,724	\$ 122,336
Miscellaneous Revenues	1,063	2,169	0	6,246,117	6,246,117	6,243,948
<b>Subtotal</b>	<b>\$ 858,718</b>	<b>\$ 617,557</b>	<b>\$ 736,764</b>	<b>\$ 6,983,841</b>	<b>\$ 6,983,841</b>	<b>\$ 6,366,284</b>
General Fund Contributions	1,699,921	1,190,013	1,928,981	(969,891)	(969,891)	(2,159,904)
<b>Total Source of Funds</b>	<b>\$ 2,558,640</b>	<b>\$ 1,807,570</b>	<b>\$ 2,665,744</b>	<b>\$ 6,013,950</b>	<b>\$ 6,013,950</b>	<b>\$ 4,206,380</b>

## Unit Description

PWFP's Utilities Unit manages the costs of essential services, such as water, garbage, sewer, alarm lines, fire protection, gas, and electricity across shared county facilities.

However, for the Monterey Courthouse, King City Courthouse, and the North Wing of the Salinas Courthouse, negotiated quarterly County Facility Payments (CFPs) for utility costs are included in the Trial Courts budget under the oversight of the County Administrative Office.

The County continues to provide utilities for common areas in the Monterey and King City Courthouses. Until separate utility metering is installed, the County also covers 100% of electricity, natural gas, water, and sewer services for the North Wing of the Salinas Courthouse. These

expenses are reimbursed in accordance with cost-sharing percentages established in the Joint Occupancy Agreements.

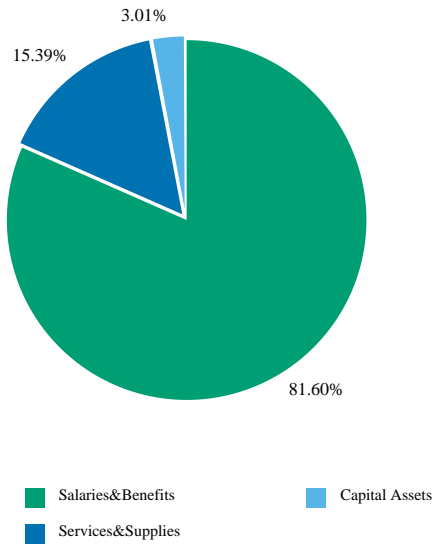
## Recommended FY 2025-2026 Positions

Classification Code	Classification Label	FTE
80J22	SENIOR ACCOUNT CLERK	1.00
Total		1.00

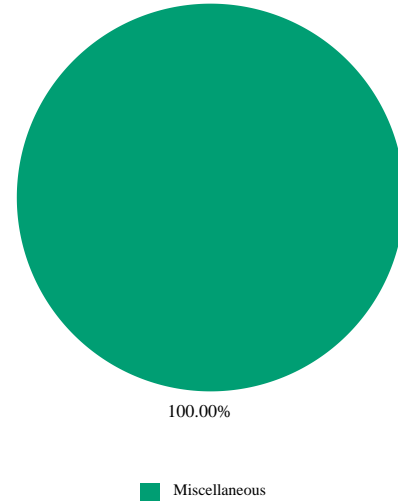
# Records Retention

(Budget Unit 320004 - Fund 1001 - Appropriation Unit PFP103)

## Use of Funds



## Source of Funds



## Use of Funds

Expenditures	Prior Year 2023-2024	Adopted Budget 2024-2025	CY Estimate 2024-2025	Requested Budget 2025-2026	Recommended Budget 2025-2026	Recommended Change from Adopted
Salaries and Employee Benefits	\$ 500,212	\$ 600,975	\$ 595,475	\$ 697,837	\$ 697,837	\$ 96,862
Services and Supplies	161,941	172,471	152,207	131,638	131,638	(40,833)
Other Charges	(732,870)	(851,419)	(845,660)	(935,060)	(935,060)	(83,641)
Capital Assets	39,057	4,520	24,520	412,280	25,760	21,240
<b>Subtotal</b>	<b>\$ (31,660)</b>	<b>\$ (73,453)</b>	<b>\$ (73,458)</b>	<b>\$ 306,695</b>	<b>\$ (79,825)</b>	<b>\$ (6,372)</b>

## Source of Funds

Revenues	Prior Year 2023-2024	Adopted Budget 2024-2025	CY Estimate 2024-2025	Requested Budget 2025-2026	Recommended Budget 2025-2026	Recommended Change from Adopted
Miscellaneous Revenues	\$ -	\$ -	\$ -	\$ 52,020	\$ 52,020	\$ 52,020
<b>Subtotal</b>	<b>\$ -</b>	<b>\$ -</b>	<b>\$ -</b>	<b>\$ 52,020</b>	<b>\$ 52,020</b>	<b>\$ 52,020</b>
General Fund Contributions	(31,660)	(73,453)	(73,458)	254,675	(131,845)	(58,392)
<b>Total Source of Funds</b>	<b>\$ (31,660)</b>	<b>\$ (73,453)</b>	<b>\$ (73,458)</b>	<b>\$ 306,695</b>	<b>\$ (79,825)</b>	<b>\$ (6,372)</b>

## Unit Description

PWFP's Records Retention Department manages the full records lifecycle for county offices and departments, ensuring compliance with federal, state, and local regulations. The unit organizes records for efficient access during audits, legal matters, and public requests, and oversees their secure destruction or permanent preservation when appropriate. The unit trains in records management best practices, helping to protect sensitive information, reduce legal risks, and improve overall operational efficiency.

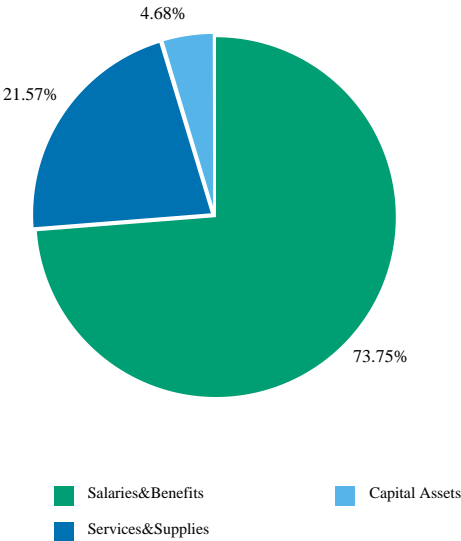
## Recommended FY 2025-2026 Positions

Classification Code	Classification Label	FTE
70F23	STOREKEEPER	5.00
70F81	SUPERVISING STOREKEEPER	1.00
<b>Total</b>		<b>6.00</b>

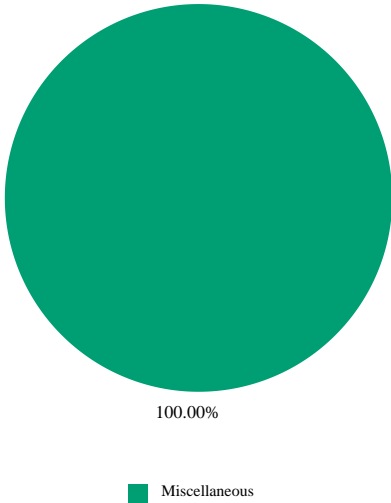
# Courier and Mail Services

(Budget Unit 320005 - Fund 1001 - Appropriation Unit PFP104)

## Use of Funds



## Source of Funds



## Use of Funds

Expenditures	Prior Year 2023-2024	Adopted Budget 2024-2025	CY Estimate 2024-2025	Requested Budget 2025-2026	Recommended Budget 2025-2026	Recommended Change from Adopted
Salaries and Employee Benefits	\$ 448,918	\$ 477,650	\$ 440,949	\$ 594,603	\$ 594,603	\$ 116,953
Services and Supplies	56,934	66,074	208,139	173,914	173,914	107,840
Other Charges	(418,048)	(571,991)	(666,483)	(730,880)	(730,880)	(158,889)
Capital Assets	-	-	38,915	37,737	37,737	37,737
Subtotal	\$ 87,804	\$ (28,267)	\$ 21,519	\$ 75,374	\$ 75,374	\$ 103,641

## Source of Funds

Revenues	Prior Year 2023-2024	Adopted Budget 2024-2025	CY Estimate 2024-2025	Requested Budget 2025-2026	Recommended Budget 2025-2026	Recommended Change from Adopted
Miscellaneous Revenues	\$ -	\$ -	\$ -	\$ 194,932	\$ 194,932	\$ 194,932
Subtotal	\$ -	\$ -	\$ -	\$ 194,932	\$ 194,932	\$ 194,932
General Fund Contributions	87,804	(28,267)	21,519	(119,558)	(119,558)	(91,291)
Total Source of Funds	\$ 87,804	\$ (28,267)	\$ 21,519	\$ 75,374	\$ 75,374	\$ 103,641

## Unit Description

PWFP's Courier and Mail Services Unit is a newly consolidated unit, integrating the former Mail Unit and Courier Unit to streamline financial and budgetary oversight. The FY 2023-24 Budget and the FY 2024-25 Adopted Budget reflect only courier operations. The FY 2024-25 Current Year Estimate and the 2025-26 Recommended Budget reflect the merged operations.

The Courier team is responsible for the collection, transportation, and distribution of intra-office correspondence and United States Postal Service (USPS) mail and packages. Each year, the unit processes over one million mail items and services more than 130 delivery points across the County. The Mail function manages outgoing USPS and United Parcel Service (UPS) items, including collection, distribution, presorting,

and automated postage metering.

Courier and Mail Services are fully cost-recovered through service charges to county offices and departments.

## Recommended FY 2025-2026 Positions

Classification Code	Classification Label	FTE
70F21	COURIER	5.00
80O22	MAILROOM CLERK	0.50
80O23	SENIOR MAILROOM CLERK	1.00
Total		6.50



# Mail

(Budget Unit 320006 - Fund 1001 - Appropriation Unit PFP104)

## Use of Funds

No data to display

## Source of Funds

No data to display

## Use of Funds

Expenditures	Prior Year 2023-2024	Adopted Budget 2024-2025	CY Estimate 2024-2025	Requested Budget 2025-2026	Recommended Budget 2025-2026	Recommended Change from Adopted
Salaries and Employee Benefits	\$ 14,600	\$ 140,989	\$ -	\$ -	\$ -	\$ (140,989)
Services and Supplies	84,442	85,997	-	-	-	(85,997)
Other Charges	(82,619)	(219,271)	-	-	-	219,271
Capital Assets	0	42,076	-	-	-	(42,076)
<b>Subtotal</b>	<b>\$ 16,423</b>	<b>\$ 49,791</b>	<b>\$ -</b>	<b>\$ -</b>	<b>\$ -</b>	<b>\$ (49,791)</b>

## Source of Funds

Revenues	Prior Year 2023-2024	Adopted Budget 2024-2025	CY Estimate 2024-2025	Requested Budget 2025-2026	Recommended Budget 2025-2026	Recommended Change from Adopted
<b>Subtotal</b>	<b>\$ -</b>	<b>\$ -</b>	<b>\$ -</b>	<b>\$ -</b>	<b>\$ -</b>	<b>-</b>
General Fund Contributions	16,423	49,791	-	-	-	(49,791)
<b>Total Source of Funds</b>	<b>\$ 16,423</b>	<b>\$ 49,791</b>	<b>\$ -</b>	<b>\$ -</b>	<b>\$ -</b>	<b>(49,791)</b>

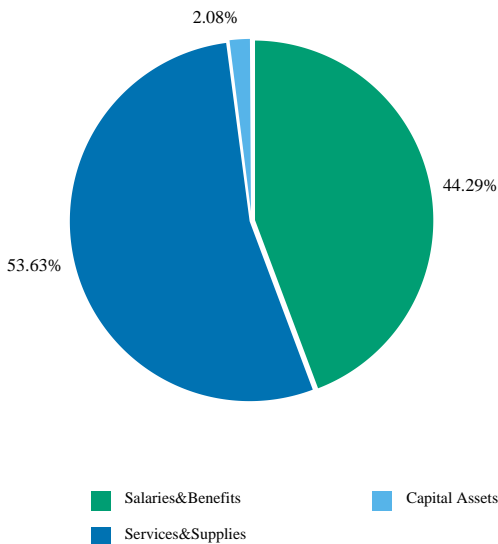
## Unit Description

As of Fiscal Year 2025-26, Mail services are integrated with the Courier Unit, under Courier and Mail Services Entity 320005.

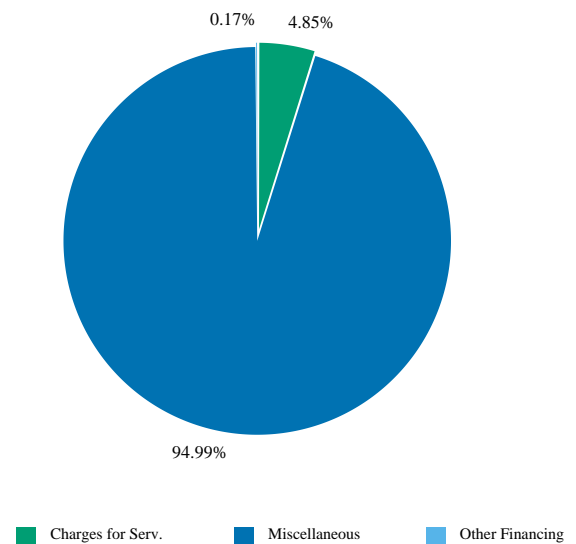
# Fleet Administration

(Budget Unit 320007 - Fund 1001 - Appropriation Unit PFP105)

## Use of Funds



## Source of Funds



## Use of Funds

Expenditures	Prior Year 2023-2024	Adopted Budget 2024-2025	CY Estimate 2024-2025	Requested Budget 2025-2026	Recommended Budget 2025-2026	Recommended Change from Adopted
Salaries and Employee Benefits	\$ 3,103,220	\$ 3,476,133	\$ 3,555,131	\$ 4,085,273	\$ 4,029,240	\$ 553,107
Services and Supplies	4,506,682	5,370,365	5,413,112	4,879,226	4,879,226	(491,139)
Other Charges	(7,900,108)	(10,266,412)	(10,386,409)	(6,874,407)	(6,874,407)	3,392,005
Capital Assets	18,514	398,200	401,101	189,592	189,592	(208,608)
<b>Subtotal</b>	<b>\$ (271,692)</b>	<b>\$ (1,021,714)</b>	<b>\$ (1,017,065)</b>	<b>\$ 2,279,684</b>	<b>\$ 2,223,651</b>	<b>\$ 3,245,365</b>

## Source of Funds

Revenues	Prior Year 2023-2024	Adopted Budget 2024-2025	CY Estimate 2024-2025	Requested Budget 2025-2026	Recommended Budget 2025-2026	Recommended Change from Adopted
Charges For Services	\$ 52,857	\$ 51,500	\$ 57,954	\$ 146,150	\$ 146,150	\$ 94,650
Miscellaneous Revenues	956	550	427	2,863,265	2,863,265	2,862,715
Other Financing Sources	84	5,000	3,319	5,000	5,000	0
<b>Subtotal</b>	<b>\$ 53,897</b>	<b>\$ 57,050</b>	<b>\$ 61,700</b>	<b>\$ 3,014,415</b>	<b>\$ 3,014,415</b>	<b>\$ 2,957,365</b>
General Fund Contributions	(325,589)	(1,078,764)	(1,078,764)	(734,731)	(790,764)	288,000
<b>Total Source of Funds</b>	<b>\$ (271,692)</b>	<b>\$ (1,021,714)</b>	<b>\$ (1,017,065)</b>	<b>\$ 2,279,684</b>	<b>\$ 2,223,651</b>	<b>\$ 3,245,365</b>

## Unit Description

PWFP's Fleet Administration Unit (Fleet) services and tracks repairs and maintenance for over 1,500 equipment pieces, ranging from passenger cars to heavy equipment, ensuring compliance with government regulations. Additionally, Fleet operates an automated vehicle rental program (Invers), multiple fueling sites, and manages a vehicle replacement program.

## Recommended FY 2025-2026 Positions

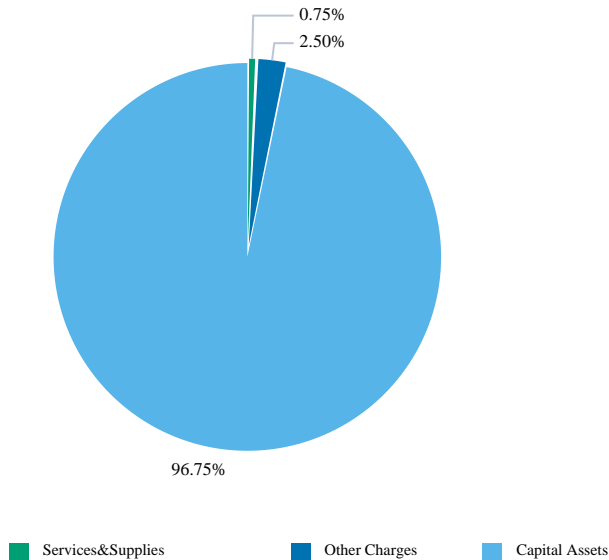
Classification Code	Classification Label	FTE
14C30	MANAGEMENT ANALYST II	1.00
14E01	BUYER I	1.00
14H64	FLEET MANAGER	1.00
20B10	ACCOUNTANT I	1.00
20B12	ACCOUNTANT III	1.00
43L18	COMMUNICATIONS TECHNICIAN III	1.00

43L20	COMMUNICATIONS TECHNICIAN I	1.00
43L42	VEHICLE INSTALLATION SPECIALIST	1.00
70F10	FLEET PARTS COORDINATOR	1.00
70F12	SENIOR FLEET PARTS COORDINATOR	1.00
72C20	MECHANIC I	1.00
72C23	MECHANIC II	11.00
72C26	MECHANIC III	2.00
72C82	SUPERVISING MECHANIC	1.00
72C83	FLEET SERVICE WRITER	1.00
80J22	SENIOR ACCOUNT CLERK	1.00
	<hr/> <hr/> Total	27.00

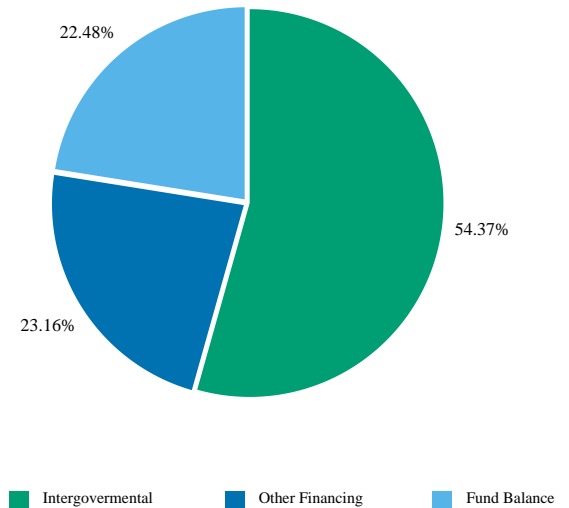
# Capital Projects

(Budget Unit 320008 - Fund 1930 - Appropriation Unit PFP106)

## Use of Funds



## Source of Funds



## Use of Funds

Expenditures	Prior Year 2023-2024	Adopted Budget 2024-2025	CY Estimate 2024-2025	Requested Budget 2025-2026	Recommended Budget 2025-2026	Recommended Change from Adopted
Services and Supplies	\$ 11,535,336	\$ 225,000	\$ 1,764,296	\$ 225,000	\$ 225,000	\$ 0
Other Charges	(10,138,196)	360,030	321,709	753,749	753,749	393,719
Capital Assets	15,666,877	39,484,533	30,753,613	90,601,418	29,125,005	(10,359,528)
<b>Subtotal</b>	<b>\$ 17,064,017</b>	<b>\$ 40,069,563</b>	<b>\$ 32,839,618</b>	<b>\$ 91,580,167</b>	<b>\$ 30,103,754</b>	<b>\$ (9,965,809)</b>

## Source of Funds

Revenues	Prior Year 2023-2024	Adopted Budget 2024-2025	CY Estimate 2024-2025	Requested Budget 2025-2026	Recommended Budget 2025-2026	Recommended Change from Adopted
Revenue from Use of Money & Property	\$ (44,117)	\$ -	\$ -	\$ -	\$ -	\$ -
Intergovernmental Revenues	4,994,396	17,496,570	14,079,477	16,365,940	16,365,940	(1,130,630)
Miscellaneous Revenues	98,536	0	93,494	-	-	0
Other Financing Sources	12,053,941	21,123,042	32,649,141	6,970,533	6,970,533	(14,152,509)
<b>Subtotal</b>	<b>\$ 17,102,756</b>	<b>\$ 38,619,612</b>	<b>\$ 46,822,112</b>	<b>\$ 23,336,473</b>	<b>\$ 23,336,473</b>	<b>\$ (15,283,139)</b>
Fund Balance	\$ (38,740)	\$ 1,449,951	\$ (13,982,494)	\$ 68,243,694	\$ 6,767,281	\$ 5,317,330
<b>Total Source of Funds</b>	<b>\$ 17,064,017</b>	<b>\$ 40,069,563</b>	<b>\$ 32,839,618</b>	<b>\$ 91,580,167</b>	<b>\$ 30,103,754</b>	<b>\$ (9,965,809)</b>

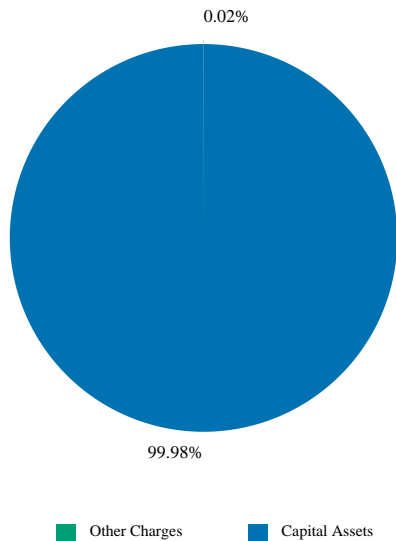
## Unit Description

PWFP's Capital Projects Fund accounts for financial resources used to acquire or construct major capital assets. These include land and land improvements, buildings and building improvements, infrastructure, and construction in progress. American Rescue Plan Act (ARPA) infrastructure water projects, Proposition 68 California Drought, Water, Parks, Climate, Coastal Protection, and Outdoor Access for All Act of 2018 projects, and several County HVAC unit replacement projects are included in this budget.

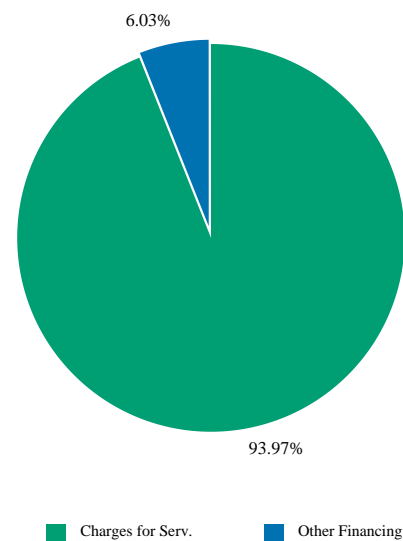
# Vehicle Replacement

(Budget Unit 320009 - Fund 2200 - Appropriation Unit PFP107)

## Use of Funds



## Source of Funds



## Use of Funds

Expenditures	Prior Year 2023-2024	Adopted Budget 2024-2025	CY Estimate 2024-2025	Requested Budget 2025-2026	Recommended Budget 2025-2026	Recommended Change from Adopted
Other Charges	\$ 23,161	\$ 12,120	\$ 12,120	\$ 759	\$ 759	\$ (11,361)
Capital Assets	2,803,809	3,237,880	3,770,528	3,504,204	3,504,204	266,324
<b>Subtotal</b>	<b>\$ 2,826,970</b>	<b>\$ 3,250,000</b>	<b>\$ 3,782,648</b>	<b>\$ 3,504,963</b>	<b>\$ 3,504,963</b>	<b>\$ 254,963</b>

## Source of Funds

Revenues	Prior Year 2023-2024	Adopted Budget 2024-2025	CY Estimate 2024-2025	Requested Budget 2025-2026	Recommended Budget 2025-2026	Recommended Change from Adopted
Charges For Services	\$ 5,304,594	\$ 4,186,440	\$ 4,938,187	\$ 3,705,623	\$ 3,705,623	\$ (480,817)
Miscellaneous Revenues	16,725	-	-	-	-	-
Other Financing Sources	149,496	264,984	208,151	237,645	237,645	(27,339)
<b>Subtotal</b>	<b>\$ 5,470,816</b>	<b>\$ 4,451,424</b>	<b>\$ 5,146,338</b>	<b>\$ 3,943,268</b>	<b>\$ 3,943,268</b>	<b>\$ (508,156)</b>
Fund Balance	\$ (2,643,846)	\$ (1,201,424)	\$ (1,363,690)	\$ (438,305)	\$ (438,305)	\$ 763,119
<b>Total Source of Funds</b>	<b>\$ 2,826,970</b>	<b>\$ 3,250,000</b>	<b>\$ 3,782,648</b>	<b>\$ 3,504,963</b>	<b>\$ 3,504,963</b>	<b>\$ 254,963</b>

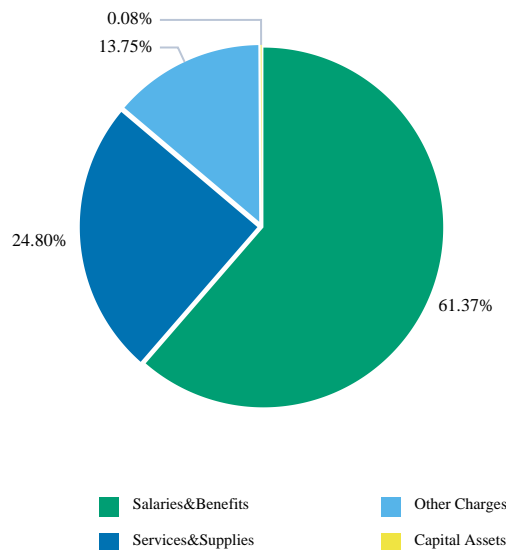
## Unit Description

PWFP's Vehicle Asset Management Program (VAMP) facilitates the timely replacement of vehicles and equipment through a methodical process of predicting asset lifecycles using costing information, utilization data, and asset age assessment. Participating offices and departments contribute a monthly fee dedicated to future vehicle replacement throughout the asset's operational lifespan. These pooled funds are then utilized for vehicle replacement once the asset has reached full depreciation, typically occurring within six to eight years.

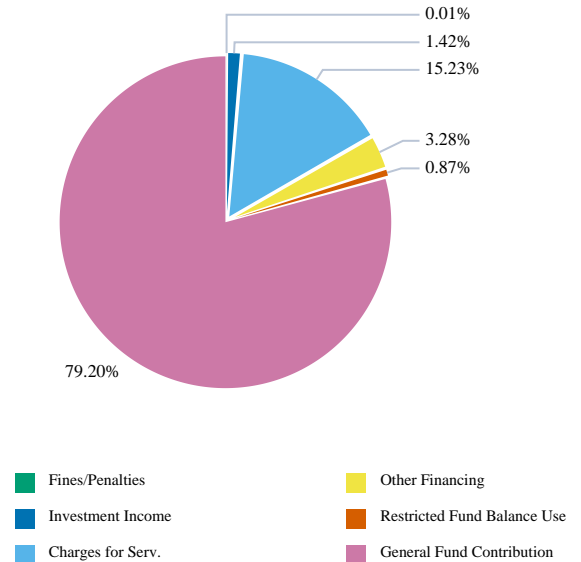
# Park Operations

(Budget Unit 320010 - Fund 1001 - Appropriation Unit PFP108)

## Use of Funds



## Source of Funds



## Use of Funds

Expenditures	Prior Year 2023-2024	Adopted Budget 2024-2025	CY Estimate 2024-2025	Requested Budget 2025-2026	Recommended Budget 2025-2026	Recommended Change from Adopted
Salaries and Employee Benefits	\$ 4,346,480	\$ 5,513,897	\$ 4,946,228	\$ 6,679,490	\$ 5,670,418	\$ 156,521
Services and Supplies	3,152,308	2,499,026	3,092,651	2,749,185	2,291,577	(207,449)
Other Charges	366,568	1,604,901	1,616,834	1,270,824	1,270,824	(334,077)
Capital Assets	185,795	234,849	337,791	7,056	7,056	(227,793)
<b>Subtotal</b>	<b>\$ 8,051,150</b>	<b>\$ 9,852,673</b>	<b>\$ 9,993,505</b>	<b>\$ 10,706,554</b>	<b>\$ 9,239,874</b>	<b>\$ (612,799)</b>

## Source of Funds

Revenues	Prior Year 2023-2024	Adopted Budget 2024-2025	CY Estimate 2024-2025	Requested Budget 2025-2026	Recommended Budget 2025-2026	Recommended Change from Adopted
Fines	\$ 976	\$ 1,417	\$ 465	\$ 465	\$ 465	(952)
Revenue from Use of Money & Property	187,062	131,018	131,018	131,018	131,018	0
Intergovernmental Revenues	-	-	137,791	-	-	-
Charges For Services	1,470,909	1,131,008	1,407,177	1,407,177	1,407,177	276,169
Miscellaneous Revenues	154,454	7,003	(31)	(31)	(31)	(7,034)
Other Financing Sources	19,781	-	-	303,017	303,017	303,017
<b>Subtotal</b>	<b>\$ 1,833,181</b>	<b>\$ 1,270,446</b>	<b>\$ 1,676,420</b>	<b>\$ 1,841,646</b>	<b>\$ 1,841,646</b>	<b>\$ 571,200</b>
GF - Restricted Fund Balance Use	-	-	-	80,000	80,000	80,000
General Fund Contributions	6,217,969	8,582,227	8,317,084	8,784,908	7,318,228	(1,263,999)
<b>Total Source of Funds</b>	<b>\$ 8,051,150</b>	<b>\$ 9,852,673</b>	<b>\$ 9,993,505</b>	<b>\$ 10,706,554</b>	<b>\$ 9,239,874</b>	<b>\$ (612,799)</b>

## Unit Description

Parks were established to protect and preserve the community's natural, historic, cultural, and recreational resources. The Parks Division operates and maintains a system of county parks.

The system enriches the local community by providing an assortment of outdoor and recreational activities while boosting local tourism and economic activity. Residents and visitors value parks for access to outdoor spaces where they can play and be active, exercise and participate in group sports, and experience and discover the natural environment.

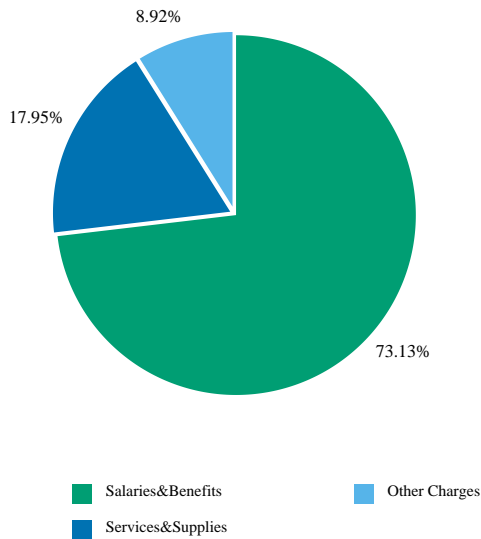
## Recommended FY 2025-2026 Positions

Classification Code	Classification Label	FTE
14C31	MANAGEMENT ANALYST III	1.00
14K70	CHIEF OF PARKS	1.00
14N05	ADMINISTRATIVE OPERATIONS MANAGER	2.00
20B11	ACCOUNTANT II	1.00
20B12	ACCOUNTANT III	1.00
65C10	PARKS MUSEUM ASSISTANT	1.00
68A41	COUNTY PARK RANGER II	2.00
68A42	COUNTY PARK RANGER III	2.00
68A43	COUNTY PARK RANGER SUPERVISOR	1.00
68C01	PARK SERVICES AIDE I	2.00
68C21	PARK SERVICES AIDE II	2.00
68C23	PARK SERVICES AIDE III	1.00
72B31	PARKS BUILDING & GROUNDS WORKER II	10.00
72B32	PARKS BUILDING & GROUNDS WORKER SUPERVISOR	4.00
72B40	PARKS UTILITIES & WATER SYSTEMS SPECIALIST	3.00
80A31	SECRETARY	1.00
80E22	OFFICE ASSISTANT III	1.00
80J22	SENIOR ACCOUNT CLERK	1.00
Total		37.00

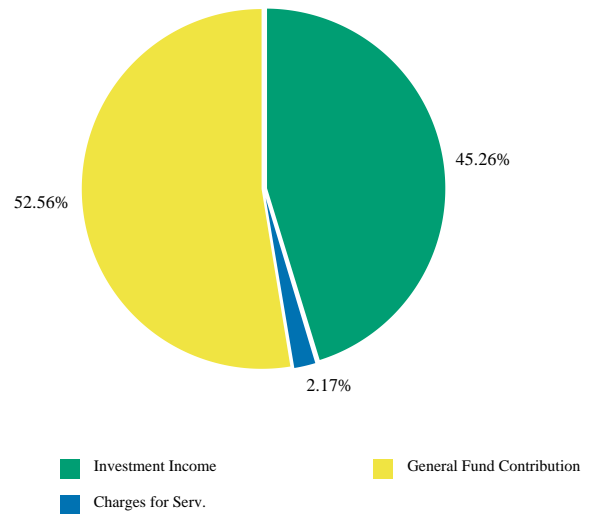
# Rifle Range

(Budget Unit 320011 - Fund 1001 - Appropriation Unit PFP109)

## Use of Funds



## Source of Funds



## Use of Funds

Expenditures	Prior Year 2023-2024	Adopted Budget 2024-2025	CY Estimate 2024-2025	Requested Budget 2025-2026	Recommended Budget 2025-2026	Recommended Change from Adopted
Salaries and Employee Benefits	\$ 181,128	\$ 184,350	\$ 189,055	\$ 201,794	\$ 201,794	\$ 17,444
Services and Supplies	35,860	53,476	37,586	63,287	49,536	(3,940)
Other Charges	18,705	22,065	22,040	24,605	24,605	2,540
<b>Subtotal</b>	<b>\$ 235,693</b>	<b>\$ 259,891</b>	<b>\$ 248,681</b>	<b>\$ 289,686</b>	<b>\$ 275,935</b>	<b>\$ 16,044</b>

## Source of Funds

Revenues	Prior Year 2023-2024	Adopted Budget 2024-2025	CY Estimate 2024-2025	Requested Budget 2025-2026	Recommended Budget 2025-2026	Recommended Change from Adopted
Revenue from Use of Money & Property	\$ 84,743	\$ 97,607	\$ 97,607	\$ 124,890	\$ 124,890	\$ 27,283
Charges For Services	6,413	6,000	6,000	6,000	6,000	0
<b>Subtotal</b>	<b>\$ 91,156</b>	<b>\$ 103,607</b>	<b>\$ 103,607</b>	<b>\$ 130,890</b>	<b>\$ 130,890</b>	<b>\$ 27,283</b>
General Fund Contributions	144,537	156,284	145,074	158,796	145,045	(11,239)
<b>Total Source of Funds</b>	<b>\$ 235,693</b>	<b>\$ 259,891</b>	<b>\$ 248,681</b>	<b>\$ 289,686</b>	<b>\$ 275,935</b>	<b>\$ 16,044</b>

## Unit Description

PWFP's Laguna Seca Rifle and Pistol Range offers a safe shooting environment year-round with well-trained staff. The range includes 15 rifle stalls, 10 pistol stalls using paper targets, and 10 shooting stalls with reactive steel targets for pistols and rifles. The range can be reserved for groups and local law enforcement agencies.

## Recommended FY 2025-2026 Positions

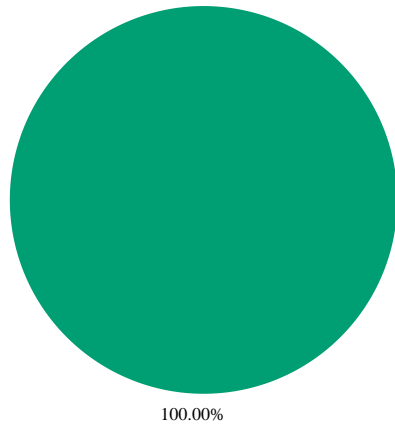
Classification Code	Classification Label	FTE
68A30	RANGE MASTER	1.00
68C02	RANGE AIDE	1.00
<b>Total</b>		<b>2.00</b>



# Fish and Game Propagation

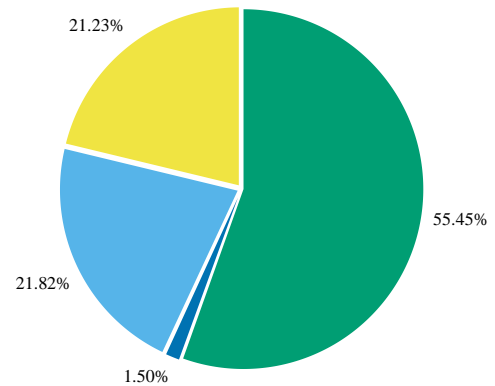
(Budget Unit 320012 - Fund 1230 - Appropriation Unit PFP110)

## Use of Funds



Services&Supplies

## Source of Funds



Fines/Penalties  
Other Financing  
Investment Income  
Fund Balance

## Use of Funds

Expenditures	Prior Year 2023-2024	Adopted Budget 2024-2025	CY Estimate 2024-2025	Requested Budget 2025-2026	Recommended Budget 2025-2026	Recommended Change from Adopted
Services and Supplies	\$ 40,156	\$ 52,705	\$ 52,155	\$ 52,155	\$ 52,155	\$ (550)
Other Charges	9,534	1,965	1,965	(4,030)	(4,030)	(5,995)
<b>Subtotal</b>	<b>\$ 49,690</b>	<b>\$ 54,670</b>	<b>\$ 54,120</b>	<b>\$ 48,125</b>	<b>\$ 48,125</b>	<b>\$ (6,545)</b>

## Source of Funds

Revenues	Prior Year 2023-2024	Adopted Budget 2024-2025	CY Estimate 2024-2025	Requested Budget 2025-2026	Recommended Budget 2025-2026	Recommended Change from Adopted
Fines	\$ 36,448	\$ 26,687	\$ 26,687	\$ 26,687	\$ 26,687	\$ 0
Revenue from Use of Money & Property	1,849	684	684	720	720	36
Miscellaneous Revenues	-	0	200	-	-	0
Other Financing Sources	10,500	10,500	10,500	10,500	10,500	0
<b>Subtotal</b>	<b>\$ 48,797</b>	<b>\$ 37,871</b>	<b>\$ 38,071</b>	<b>\$ 37,907</b>	<b>\$ 37,907</b>	<b>\$ 36</b>
Fund Balance	\$ 893	\$ 16,799	\$ 16,049	\$ 10,218	\$ 10,218	\$ (6,581)
<b>Total Source of Funds</b>	<b>\$ 49,690</b>	<b>\$ 54,670</b>	<b>\$ 54,120</b>	<b>\$ 48,125</b>	<b>\$ 48,125</b>	<b>\$ (6,545)</b>

## Unit Description

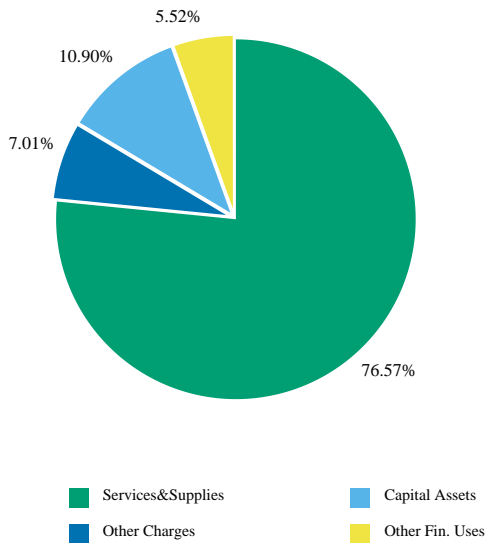
The Monterey County Fish and Game Advisory Commission supports the preservation and enhancement of the County's fish and wildlife resources, including funding local youth and outdoor education through Grant Awards. The Commission is under the authority of the Board of Supervisors and serves in an advisory capacity. Parks Division personnel provide administrative services and support to the Commission. The Commission receives a percentage of fine monies from enforcement

activities by the state Department of Fish and Wildlife Game Wardens. The Commission oversees the allocation of Fish and Game Propagation Funds and recommends grant awards to the Board of Supervisors for qualified organizations and agencies undertaking fish and wildlife preservation, protection, and educational projects or programs.

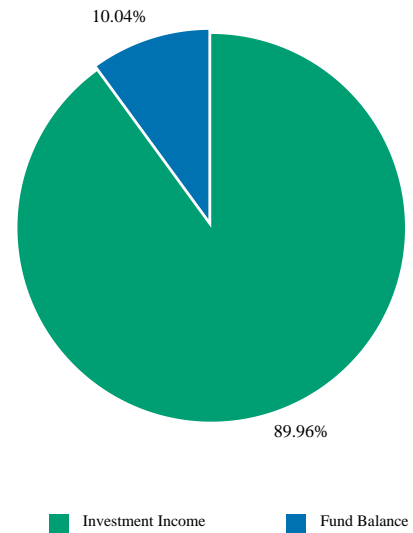
# Nacimiento Resort/Recreation

(Budget Unit 320013 - Fund 2020 - Appropriation Unit PFP111)

## Use of Funds



## Source of Funds



## Use of Funds

Expenditures	Prior Year 2023-2024	Adopted Budget 2024-2025	CY Estimate 2024-2025	Requested Budget 2025-2026	Recommended Budget 2025-2026	Recommended Change from Adopted
Services and Supplies	\$ 3,937,307	\$ 4,092,023	\$ 3,992,034	\$ 4,203,880	\$ 4,203,880	\$ 111,857
Other Charges	35,507	234,075	234,075	384,918	384,918	150,843
Capital Assets	535,107	377,000	4,053,432	1,598,436	598,436	221,436
Other Financing Uses	125,007	-	-	303,017	303,017	303,017
<b>Subtotal</b>	<b>\$ 4,632,928</b>	<b>\$ 4,703,098</b>	<b>\$ 8,279,541</b>	<b>\$ 6,490,251</b>	<b>\$ 5,490,251</b>	<b>\$ 787,153</b>

## Source of Funds

Revenues	Prior Year 2023-2024	Adopted Budget 2024-2025	CY Estimate 2024-2025	Requested Budget 2025-2026	Recommended Budget 2025-2026	Recommended Change from Adopted
Revenue from Use of Money & Property	\$ 4,189,279	\$ 4,789,959	\$ 4,346,306	\$ 4,938,979	\$ 4,938,979	\$ 149,020
Miscellaneous Revenues	760	-	-	-	-	-
Other Financing Sources	934,480	-	3,711,628	-	-	-
<b>Subtotal</b>	<b>\$ 5,124,518</b>	<b>\$ 4,789,959</b>	<b>\$ 8,057,934</b>	<b>\$ 4,938,979</b>	<b>\$ 4,938,979</b>	<b>\$ 149,020</b>
Fund Balance	\$ (491,590)	\$ (86,861)	\$ 221,607	\$ 1,551,272	\$ 551,272	\$ 638,133
<b>Total Source of Funds</b>	<b>\$ 4,632,928</b>	<b>\$ 4,703,098</b>	<b>\$ 8,279,541</b>	<b>\$ 6,490,251</b>	<b>\$ 5,490,251</b>	<b>\$ 787,153</b>

## Unit Description

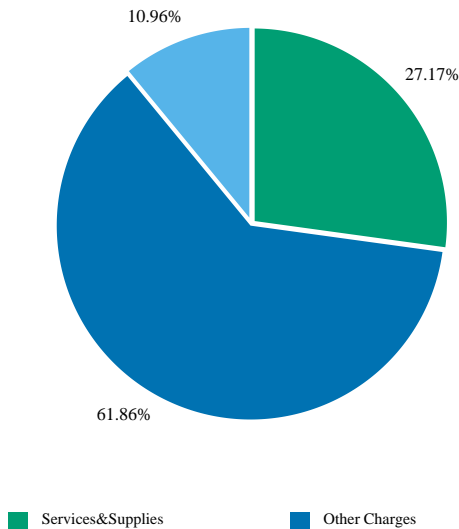
PWFP's Lakes Unit provides comprehensive support for resort operations at Lake Nacimiento, ensuring a high-quality experience for all visitors. The lake park facilities offer various recreational opportunities, including camping, day-use areas, fishing, furnished lodging, boat launch ramps, boating and water sport rentals, full-service marinas, a general store, snack bar, and other related services.

A contracted management company is responsible for operating key amenities such as the entry gate, marina, general store, service station, campgrounds, condominium units, and lake view lodges.

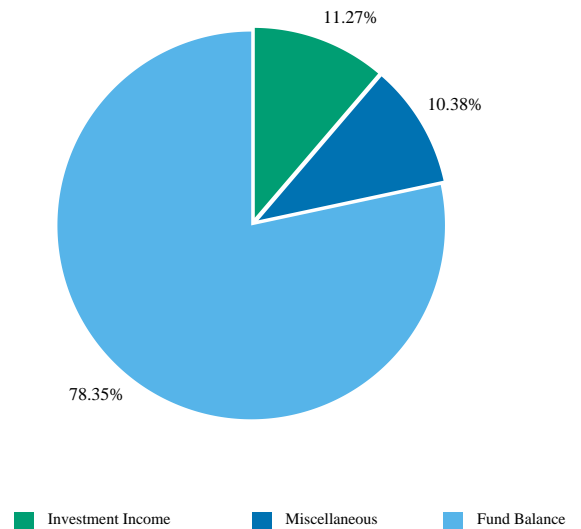
# Laguna Seca

(Budget Unit 320014 - Fund 2030 - Appropriation Unit PFP112)

## Use of Funds



## Source of Funds



## Use of Funds

Expenditures	Prior Year 2023-2024	Adopted Budget 2024-2025	CY Estimate 2024-2025	Requested Budget 2025-2026	Recommended Budget 2025-2026	Recommended Change from Adopted
Salaries and Employee Benefits	\$ 933,907	\$ 1,008,713	\$ 894,097	\$ 0	\$ 0	\$ (1,008,713)
Services and Supplies	25,988,268	19,481,253	2,528,242	879,953	879,953	(18,601,300)
Other Charges	(1,594,664)	2,100,223	907,824	2,003,308	2,003,308	(96,915)
Capital Assets	1,613,038	1,039,175	276,986	-	-	(1,039,175)
Other Financing Uses	402,500	355,000	355,000	355,000	355,000	0
<b>Subtotal</b>	<b>\$ 27,343,048</b>	<b>\$ 23,984,364</b>	<b>\$ 4,962,149</b>	<b>\$ 3,238,261</b>	<b>\$ 3,238,261</b>	<b>\$ (20,746,103)</b>

## Source of Funds

Revenues	Prior Year 2023-2024	Adopted Budget 2024-2025	CY Estimate 2024-2025	Requested Budget 2025-2026	Recommended Budget 2025-2026	Recommended Change from Adopted
Revenue from Use of Money & Property	\$ 25,636,129	\$ 20,127,172	\$ 2,147,289	\$ 365,000	\$ 365,000	\$ (19,762,172)
Intergovernmental Revenues	-	989,675	262,948	-	-	(989,675)
Miscellaneous Revenues	3,787,857	1,470,970	262,997	336,097	336,097	(1,134,873)
Special and Extraordinary Revenue Items	80,000	-	-	-	-	-
<b>Subtotal</b>	<b>\$ 29,503,986</b>	<b>\$ 22,587,817</b>	<b>\$ 2,673,234</b>	<b>\$ 701,097</b>	<b>\$ 701,097</b>	<b>\$ (21,886,720)</b>
Fund Balance	\$ (2,160,937)	\$ 1,396,547	\$ 2,288,915	\$ 2,537,164	\$ 2,537,164	\$ 1,140,617
<b>Total Source of Funds</b>	<b>\$ 27,343,048</b>	<b>\$ 23,984,364</b>	<b>\$ 4,962,149</b>	<b>\$ 3,238,261</b>	<b>\$ 3,238,261</b>	<b>\$ (20,746,103)</b>

## Unit Description

In 1974, under federal government's Legacy of Parks program, the County acquired 542 acres (formerly Fort Ord land) to create the Laguna Seca Recreational Area (LSRA). This was the beginning of the raceway, the rifle and archery range, the motocross track, the campground, lake, and picnic area on the LSRA property. LSRA, an Enterprise Fund since FY 2020-21, operates as a fee-for-service enterprise. Services include camping, daily track rentals, venue rentals, corporate team-building

Public Works, Facilities, and Parks

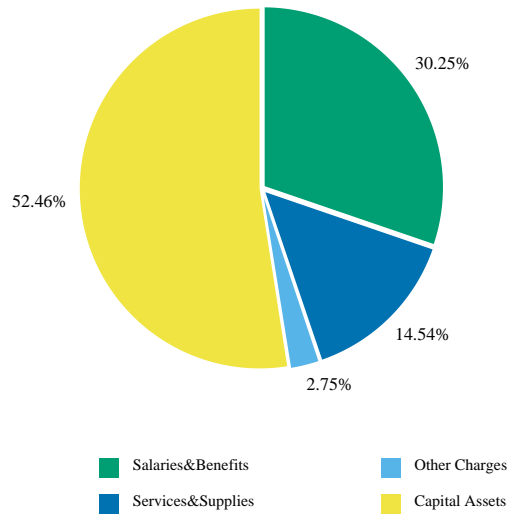
packages, and ticket sales for various special events, which range from small local gatherings to events known worldwide.

Effective August 1, 2024, the operations and management of LSRA were assumed by Friends of Laguna Seca (FLS), a non-profit organization. County and FLS entered a five-year Concessionaire Agreement through December 31, 2028, and can be extended for two additional 25-year periods, subject to compliance with specific conditions set in the agreement.

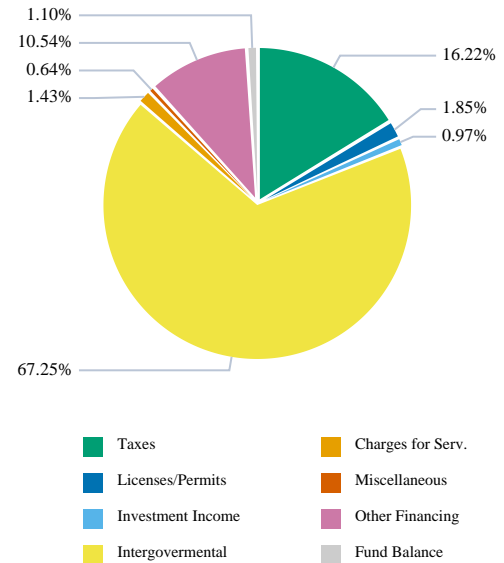
# Roads and Bridges

(Budget Unit 320015 - Fund 1201 - Appropriation Unit PFP113)

## Use of Funds



## Source of Funds



## Use of Funds

Expenditures	Prior Year 2023-2024	Adopted Budget 2024-2025	CY Estimate 2024-2025	Requested Budget 2025-2026	Recommended Budget 2025-2026	Recommended Change from Adopted
Salaries and Employee Benefits	\$ 14,765,180	\$ 17,833,812	\$ 16,629,482	\$ 18,577,880	\$ 18,577,880	\$ 744,068
Services and Supplies	33,384,425	18,629,132	33,012,193	8,932,859	8,932,859	(9,696,273)
Other Charges	10,453,952	2,777,355	2,776,639	1,690,570	1,690,570	(1,086,785)
Capital Assets	26,794,084	38,660,248	27,976,631	35,393,417	32,218,697	(6,441,551)
Other Financing Uses	302,909	-	0	0	0	0
<b>Subtotal</b>	<b>\$ 85,700,550</b>	<b>\$ 77,900,547</b>	<b>\$ 80,394,944</b>	<b>\$ 64,594,726</b>	<b>\$ 61,420,006</b>	<b>\$ (16,480,541)</b>

## Source of Funds

Revenues	Prior Year 2023-2024	Adopted Budget 2024-2025	CY Estimate 2024-2025	Requested Budget 2025-2026	Recommended Budget 2025-2026	Recommended Change from Adopted
Taxes	\$ 7,446,773	\$ 9,685,364	\$ 9,962,908	\$ 9,962,908	\$ 9,962,908	\$ 277,544
Licenses, Permits, and Franchises	393,384	2,612,430	1,084,662	1,137,386	1,137,386	(1,475,044)
Revenue from Use of Money & Property	489,662	593,938	593,938	593,938	593,938	0
Intergovernmental Revenues	37,483,656	37,459,731	38,251,623	41,307,924	41,307,924	3,848,193
Charges For Services	2,177,279	982,891	1,129,132	878,756	878,756	(104,135)
Miscellaneous Revenues	3,275,479	328,786	1,629,637	392,865	392,865	64,079
Other Financing Sources	25,305,019	9,627,660	9,787,331	9,647,334	6,472,614	(3,155,046)
<b>Subtotal</b>	<b>\$ 76,571,251</b>	<b>\$ 61,290,800</b>	<b>\$ 62,439,232</b>	<b>\$ 63,921,111</b>	<b>\$ 60,746,391</b>	<b>\$ (544,409)</b>
Fund Balance	\$ 9,129,298	\$ 16,609,747	\$ 17,955,713	\$ 673,615	\$ 673,615	\$ (15,936,132)
<b>Total Source of Funds</b>	<b>\$ 85,700,550</b>	<b>\$ 77,900,547</b>	<b>\$ 80,394,944</b>	<b>\$ 64,594,726</b>	<b>\$ 61,420,006</b>	<b>\$ (16,480,541)</b>

## Unit Description

PWFP's Roads and Bridges Unit includes capital projects management for the construction of county roads, bridges, streetlights, and traffic signals, as well as road and bridge maintenance. The Unit maintains 1,263 miles of road and 175 bridges with various infrastructure within the County's rights-of-way, which includes: pavement markings, striping, traffic signals, traffic signs, gutters, sidewalks, grading of shoulders, ditches and dirt roads, drainage culverts, vegetation, guardrails, sanitary sewer lift stations, flood management of the Carmel Lagoon and emergency response to multi-hazards, as well as maintenance of over 60 miles of dirt roads within the Padres National Forest for the US Forest Service.

The primary sources of revenue for this Unit include state and federal Grants, Transportation Safety & Investment Plan Local Tax Measure X, Road Maintenance and Rehabilitation Account (RMRA)/ Senate Bill 1 (SB 1), State Highway Users Tax Account (HUTA), Regional Surface Transportation Program (RSTRP), and an allocation from Transient Occupancy Tax (TOT) to meet the maintenance of effort requirement.

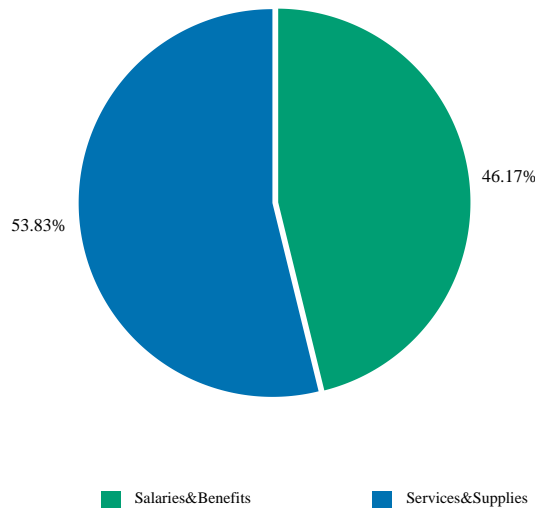
## Recommended FY 2025-2026 Positions

Classification Code	Classification Label	FTE
11A33	DIRECTOR OF PUBLIC WORKS, FACILITIES AND PARKS	1.00
14A11	PROJECT MANAGER II	2.00
14A12	PROJECT MANAGER III	3.00
14B32	SENIOR PERSONNEL ANALYST	1.00
14C30	MANAGEMENT ANALYST II	2.00
14C70	ADMINISTRATIVE SERVICES ASSISTANT	1.00
14K48	CAPITAL IMPROVEMENT MANAGER	1.00
16G24	GIS ANALYST II	1.00
20B11	ACCOUNTANT II	2.00
20B12	ACCOUNTANT III	1.00
20B93	FINANCE MANAGER II	1.00
20B94	FINANCE MANAGER III	1.00
30D31	CHIEF OF PUBLIC WORKS	1.00
41A10	ASSISTANT ENGINEER	8.00
41A20	CIVIL ENGINEER	3.00
41A22	SENIOR CIVIL ENGINEER	4.00
43A23	ENGINEERING TECHNICIAN	8.00
74D12	ROAD MAINTENANCE WORKER	28.00
74D13	SENIOR ROAD MAINTENANCE WORKER	8.00
74D81	ASSISTANT ROAD SUPERINTENDENT	5.00
74D83	ROAD SUPERINTENDENT	4.00
74D84	ROAD MAINTENANCE SUPERINTENDENT	1.00
74D85	MAINTENANCE MANAGER	1.00
74E11	BRIDGE MAINTENANCE WORKER	6.00
74E31	SENIOR BRIDGE MAINTENANCE WORKER	1.00
74E80	ASSISTANT BRIDGE SUPERINTENDENT	1.00
74E81	BRIDGE SUPERINTENDENT	1.00
74G21	TREE TRIMMER	2.00
74G22	SENIOR TREE TRIMMER	1.00
74I11	TRAFFIC MAINTENANCE WORKER	6.00
74I25	TRAFFIC MAINTENANCE SUPERINTENDENT	1.00
80A31	SECRETARY	2.00
80A32	SENIOR SECRETARY	1.00
80E21	OFFICE ASSISTANT II	2.00
80E90	MAINTENANCE YARD CLERK	4.00
80E91	MAINTENANCE INVENTORY & YARD CLERK	1.00
80J22	SENIOR ACCOUNT CLERK	2.00
80J30	ACCOUNTING TECHNICIAN	3.00
Total		122.00

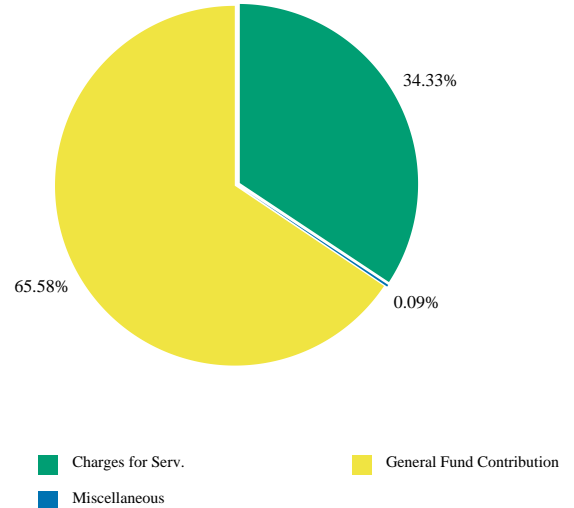
# Litter Control

(Budget Unit 320016 - Fund 1001 - Appropriation Unit PFP114)

## Use of Funds



## Source of Funds



## Use of Funds

Expenditures	Prior Year 2023-2024	Adopted Budget 2024-2025	CY Estimate 2024-2025	Requested Budget 2025-2026	Recommended Budget 2025-2026	Recommended Change from Adopted
Salaries and Employee Benefits	\$ 56,842	\$ 212,819	\$ 176,672	\$ 246,195	\$ 246,195	\$ 33,376
Services and Supplies	403,568	267,445	308,788	299,164	287,056	19,611
Other Charges	(5,316)	(5,316)	(55,114)	(169,107)	(169,107)	(163,791)
<b>Subtotal</b>	<b>\$ 455,093</b>	<b>\$ 474,948</b>	<b>\$ 430,346</b>	<b>\$ 376,253</b>	<b>\$ 364,145</b>	<b>\$ (110,803)</b>

## Source of Funds

Revenues	Prior Year 2023-2024	Adopted Budget 2024-2025	CY Estimate 2024-2025	Requested Budget 2025-2026	Recommended Budget 2025-2026	Recommended Change from Adopted
Charges For Services	\$ 88,805	\$ 125,000	\$ 141,981	\$ 125,000	\$ 125,000	\$ 0
Miscellaneous Revenues	404	979	321	323	323	(656)
<b>Subtotal</b>	<b>\$ 89,209</b>	<b>\$ 125,979</b>	<b>\$ 142,302</b>	<b>\$ 125,323</b>	<b>\$ 125,323</b>	<b>\$ (656)</b>
General Fund Contributions	365,884	348,969	288,045	250,930	238,822	(110,147)
<b>Total Source of Funds</b>	<b>\$ 455,093</b>	<b>\$ 474,948</b>	<b>\$ 430,346</b>	<b>\$ 376,253</b>	<b>\$ 364,145</b>	<b>\$ (110,803)</b>

## Unit Description

Litter Control provides for the collection and disposal of litter, debris, and hazardous material on County maintained roads and County roads rights-of-way under the jurisdiction of the Board of Supervisors. Litter clean-up from County roads and rights-of-way is a seven-day a week operation staffed by two County employed Litter Guards. The Litter Abatement Program, established in FY 2019-20, is a partnership between Public Works, Facilities and Parks, and waste authorities, Salinas Valley Solid Waste Authority (SVSWA) and Monterey Regional Waste Management District (MRWMD), and contractor(s) with multiple components. The Litter Abatement Program removes illegal dumping of

household, commercial, and industrial waste on County roads and public lands.

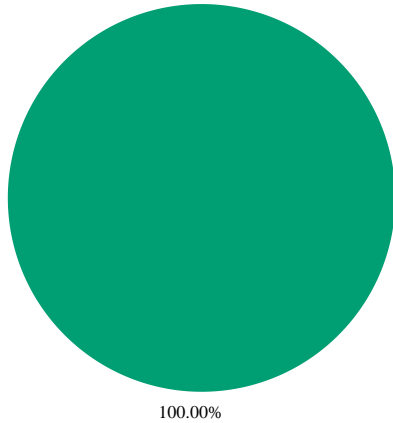
## Recommended FY 2025-2026 Positions

Classification Code	Classification Label	FTE
34X21	GUARD	2.00
<b>Total</b>		<b>2.00</b>

# County Disposal Sites

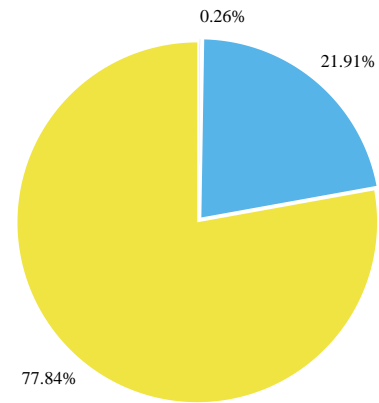
(Budget Unit 320017 - Fund 1001 - Appropriation Unit PFP115)

## Use of Funds



■ Services&Supplies

## Source of Funds



■ Investment Income

■ General Fund Contribution

■ Restricted Fund Balance Use

## Use of Funds

Expenditures	Prior Year 2023-2024	Adopted Budget 2024-2025	CY Estimate 2024-2025	Requested Budget 2025-2026	Recommended Budget 2025-2026	Recommended Change from Adopted
Services and Supplies	\$ 134,274	\$ 146,324	\$ 146,324	\$ 205,431	\$ 186,228	\$ 39,904
<b>Subtotal</b>	<b>\$ 134,274</b>	<b>\$ 146,324</b>	<b>\$ 146,324</b>	<b>\$ 205,431</b>	<b>\$ 186,228</b>	<b>\$ 39,904</b>

## Source of Funds

Revenues	Prior Year 2023-2024	Adopted Budget 2024-2025	CY Estimate 2024-2025	Requested Budget 2025-2026	Recommended Budget 2025-2026	Recommended Change from Adopted
Revenue from Use of Money & Property	\$ 475	\$ 475	\$ 475	\$ 475	\$ 475	\$ 0
<b>Subtotal</b>	<b>\$ 475</b>	<b>\$ 475</b>	<b>\$ 475</b>	<b>\$ 475</b>	<b>\$ 475</b>	<b>\$ 0</b>
GF - Restricted Fund Balance Use	-	-	-	-	40,797	40,797
General Fund Contributions	133,799	145,849	145,849	204,956	144,956	(893)
<b>Total Source of Funds</b>	<b>\$ 134,274</b>	<b>\$ 146,324</b>	<b>\$ 146,324</b>	<b>\$ 205,431</b>	<b>\$ 186,228</b>	<b>\$ 39,904</b>

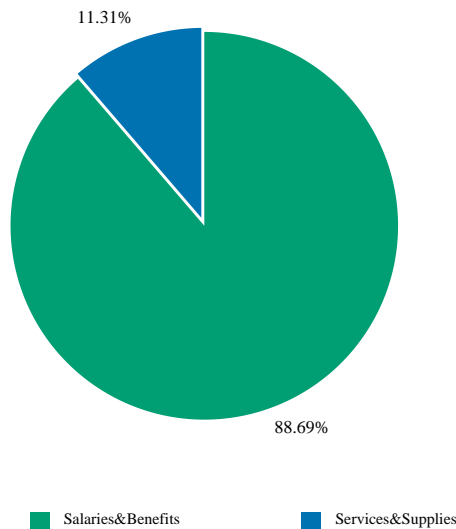
## Unit Description

PWFP's County Disposal Site (CDS) Program provides for administering and inspecting of two transfer stations and 12 closed landfill sites. Three landfills (Bradley, Lake San Antonio North Shore, and San Ardo) require annual inspections and wet weather maintenance. San Antonio South Shore requires completion of a Post-Closure Maintenance Plan.

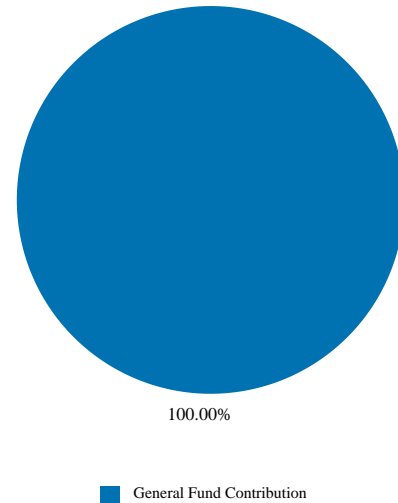
# Special Districts Administration

(Budget Unit 320018 - Fund 1001 - Appropriation Unit PFP116)

## Use of Funds



## Source of Funds



## Use of Funds

Expenditures	Prior Year 2023-2024	Adopted Budget 2024-2025	CY Estimate 2024-2025	Requested Budget 2025-2026	Recommended Budget 2025-2026	Recommended Change from Adopted
Salaries and Employee Benefits	\$ 557,827	\$ 593,833	\$ 595,719	\$ 1,071,760	\$ 912,560	\$ 318,727
Services and Supplies	89,043	363,872	565,884	116,324	116,324	(247,548)
Other Charges	(594,174)	(632,585)	(636,484)	(1,083,101)	(973,901)	(341,316)
<b>Subtotal</b>	<b>\$ 52,697</b>	<b>\$ 325,120</b>	<b>\$ 525,120</b>	<b>\$ 104,983</b>	<b>\$ 54,983</b>	<b>\$ (270,137)</b>

## Source of Funds

Revenues	Prior Year 2023-2024	Adopted Budget 2024-2025	CY Estimate 2024-2025	Requested Budget 2025-2026	Recommended Budget 2025-2026	Recommended Change from Adopted
<b>Subtotal</b>	<b>\$ -</b>	<b>\$ -</b>	<b>\$ -</b>	<b>\$ -</b>	<b>\$ -</b>	<b>-</b>
General Fund Contributions	52,697	325,120	525,120	104,983	54,983	(270,137)
<b>Total Source of Funds</b>	<b>\$ 52,697</b>	<b>\$ 325,120</b>	<b>\$ 525,120</b>	<b>\$ 104,983</b>	<b>\$ 54,983</b>	<b>\$ (270,137)</b>

## Unit Description

PWFP's Special Districts Administration is responsible for managing and overseeing the County Service Areas, County Sanitation Districts, and closed landfills.

## Recommended FY 2025-2026 Positions

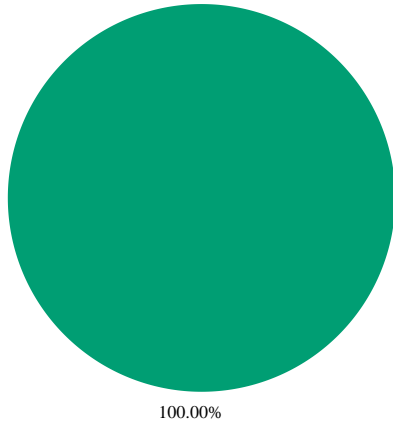
Classification Code	Classification Label	FTE
14A10	PROJECT MANAGER I	1.00
14C31	MANAGEMENT ANALYST III	1.00
41A20	CIVIL ENGINEER	1.00
74H02	SANITATION WORKER ASSISTANT	2.00
Total		5.00



# East Garrison Public Financing Authority

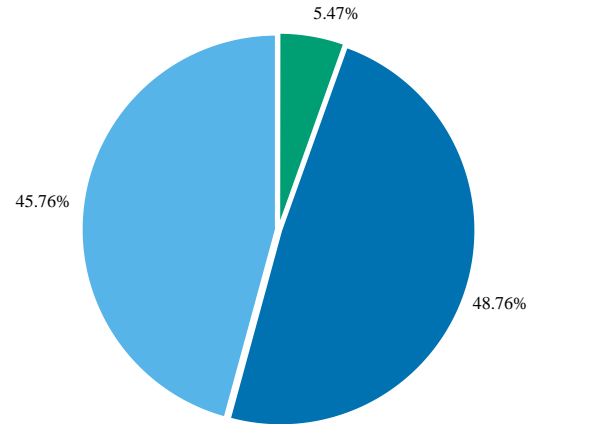
(Budget Unit 320019 - Fund 1905 - Appropriation Unit PFP117)

## Use of Funds



Services&Supplies

## Source of Funds



Investment Income

Miscellaneous

Fund Balance

## Use of Funds

Expenditures	Prior Year 2023-2024	Adopted Budget 2024-2025	CY Estimate 2024-2025	Requested Budget 2025-2026	Recommended Budget 2025-2026	Recommended Change from Adopted
Services and Supplies	\$ 19,829	\$ 30,760	\$ 30,760	\$ 30,760	\$ 30,760	\$ 0
<b>Subtotal</b>	<b>\$ 19,829</b>	<b>\$ 30,760</b>	<b>\$ 30,760</b>	<b>\$ 30,760</b>	<b>\$ 30,760</b>	<b>\$ 0</b>

## Source of Funds

Revenues	Prior Year 2023-2024	Adopted Budget 2024-2025	CY Estimate 2024-2025	Requested Budget 2025-2026	Recommended Budget 2025-2026	Recommended Change from Adopted
Revenue from Use of Money & Property	\$ 3,363	\$ 1,683	\$ 1,683	\$ 1,683	\$ 1,683	\$ 0
Miscellaneous Revenues	-	15,000	15,000	15,000	15,000	0
<b>Subtotal</b>	<b>\$ 3,363</b>	<b>\$ 16,683</b>	<b>\$ 16,683</b>	<b>\$ 16,683</b>	<b>\$ 16,683</b>	<b>\$ 0</b>
Fund Balance	\$ 16,467	\$ 14,077	\$ 14,077	\$ 14,077	\$ 14,077	\$ 0
<b>Total Source of Funds</b>	<b>\$ 19,829</b>	<b>\$ 30,760</b>	<b>\$ 30,760</b>	<b>\$ 30,760</b>	<b>\$ 30,760</b>	<b>\$ 0</b>

## Unit Description

In 2006, the Board of Supervisors, through adoption of Resolution No: E/G 06-012, created PWF's Community Facilities District (CFD) Number 2006-1 (East Garrison CFD). This Unit includes activities related to the collection and disbursement of facilities' special tax revenue collected in the East Garrison CFD.

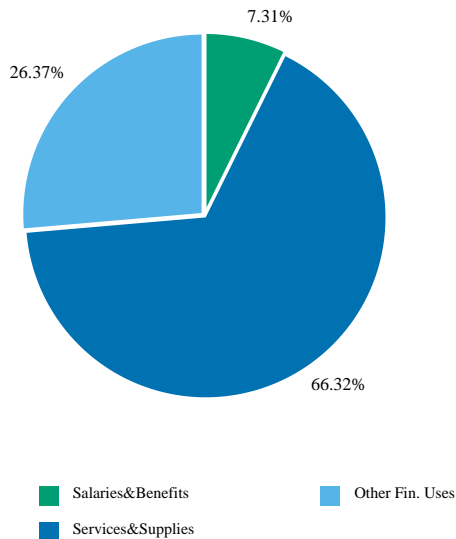
The facilities' special tax unit was set up to acquire constructed facilities from the East Garrison Developer (up to a maximum of \$20 million) either through the issuance of bonds or through a pay-as-you-go method. Revenues include special taxes collected, interest earned on unused funds, and penalties from delinquent special facilities taxes.

Specific activities funded in this unit include payment of administrative expenses, as defined in the rate and method of apportionment for the fiscal year, and construction or acquisition of authorized facilities, including roads, drainage, parks, and open space.

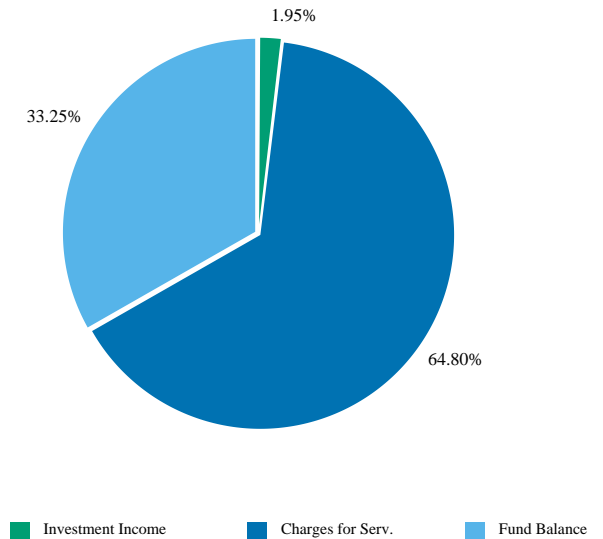
# East Garrison Community Services District

(Budget Unit 320020 - Fund 1390 - Appropriation Unit PFP118)

## Use of Funds



## Source of Funds



## Use of Funds

Expenditures	Prior Year 2023-2024	Adopted Budget 2024-2025	CY Estimate 2024-2025	Requested Budget 2025-2026	Recommended Budget 2025-2026	Recommended Change from Adopted
Salaries and Employee Benefits	\$ 147,487	\$ 171,323	\$ 173,707	\$ 195,745	\$ 195,745	\$ 24,422
Services and Supplies	890,670	1,229,043	1,100,788	1,775,743	1,775,743	546,700
Other Charges	712	(15,500)	(51,794)	(108,223)	(108,223)	(92,723)
Other Financing Uses	636,569	671,938	671,938	705,955	705,955	34,017
<b>Subtotal</b>	<b>\$ 1,675,437</b>	<b>\$ 2,056,804</b>	<b>\$ 1,894,639</b>	<b>\$ 2,569,220</b>	<b>\$ 2,569,220</b>	<b>\$ 512,416</b>

## Source of Funds

Revenues	Prior Year 2023-2024	Adopted Budget 2024-2025	CY Estimate 2024-2025	Requested Budget 2025-2026	Recommended Budget 2025-2026	Recommended Change from Adopted
Revenue from Use of Money & Property	\$ 56,417	\$ 25,000	\$ 50,000	\$ 50,000	\$ 50,000	\$ 25,000
Charges For Services	1,482,938	1,931,223	1,585,566	1,664,844	1,664,844	(266,379)
Miscellaneous Revenues	23,472	-	-	-	-	-
<b>Subtotal</b>	<b>\$ 1,562,827</b>	<b>\$ 1,956,223</b>	<b>\$ 1,635,566</b>	<b>\$ 1,714,844</b>	<b>\$ 1,714,844</b>	<b>\$ (241,379)</b>
Fund Balance	\$ 112,610	\$ 100,581	\$ 259,073	\$ 854,376	\$ 854,376	\$ 753,795
<b>Total Source of Funds</b>	<b>\$ 1,675,437</b>	<b>\$ 2,056,804</b>	<b>\$ 1,894,639</b>	<b>\$ 2,569,220</b>	<b>\$ 2,569,220</b>	<b>\$ 512,416</b>

## Unit Description

PWFP's East Garrison Community Services District (CSD) Unit manages the collection and disbursement of funds for designated services within the East Garrison project. These services include Sheriff's Office patrol operations, maintenance of streets, storm sewer drainage facilities, public parks and open space, as well as overall administration of the CSD.

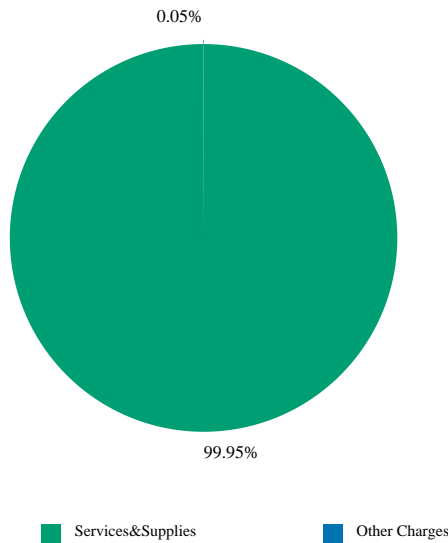
## Recommended FY 2025-2026 Positions

Classification Code	Classification Label	FTE
14C30	MANAGEMENT ANALYST II	1.00
Total		1.00

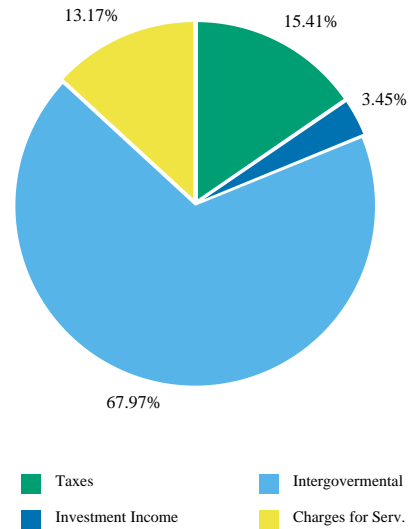
# Community Service Areas

(Funds 1401 through 1443 - Appropriation Units PFP119 through PFP158)

## Use of Funds



## Source of Funds



## Use of Funds

Expenditures	Prior Year 2023-2024	Adopted Budget 2024-2025	CY Estimate 2024-2025	Requested Budget 2025-2026	Recommended Budget 2025-2026	Recommended Change from Adopted
Services and Supplies	\$ 1,323,184	\$ 6,585,690	\$ 2,709,411	\$ 6,634,048	\$ 6,634,048	\$ 48,358
Other Charges	2,305	2,679	2,669	3,038	3,038	359
Capital Assets	165,509	-	-	-	-	-
Other Financing Uses	1,131,648	-	-	0	0	0
<b>Subtotal</b>	<b>\$ 2,622,646</b>	<b>\$ 6,588,369</b>	<b>\$ 2,712,080</b>	<b>\$ 6,637,086</b>	<b>\$ 6,637,086</b>	<b>\$ 48,717</b>

## Source of Funds

Revenues	Prior Year 2023-2024	Adopted Budget 2024-2025	CY Estimate 2024-2025	Requested Budget 2025-2026	Recommended Budget 2025-2026	Recommended Change from Adopted
Taxes	\$ 680,338	\$ 647,934	\$ 647,935	\$ 749,772	\$ 749,772	\$ 101,838
Revenue from Use of Money & Property	263,123	46,960	46,960	168,015	168,015	121,055
Intergovernmental Revenues	200,220	2,399	2,399	3,307,391	3,307,391	3,304,992
Charges For Services	597,449	550,299	550,300	640,798	640,798	90,499
Other Financing Sources	491,935	-	-	-	-	-
<b>Subtotal</b>	<b>\$ 2,233,065</b>	<b>\$ 1,247,592</b>	<b>\$ 1,247,594</b>	<b>\$ 4,865,976</b>	<b>\$ 4,865,976</b>	<b>\$ 3,618,384</b>
Fund Balance	\$ 389,581	\$ 5,340,777	\$ 1,464,486	\$ 1,771,110	\$ 1,771,110	\$ -3,569,667
<b>Total Source of Funds</b>	<b>\$ 2,622,646</b>	<b>\$ 6,588,369</b>	<b>\$ 2,712,080</b>	<b>\$ 6,637,086</b>	<b>\$ 6,637,086</b>	<b>\$ 48,717</b>

## Unit Description

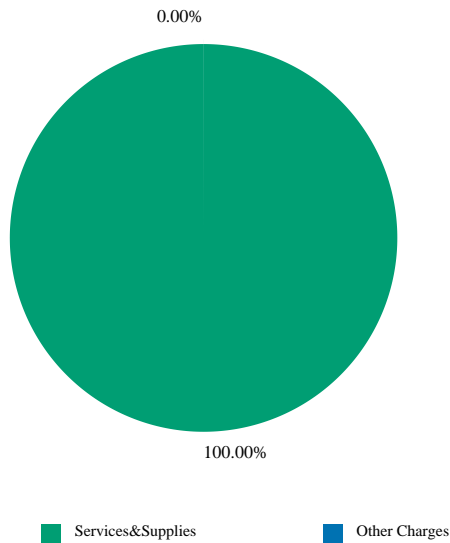
The County has 37 individual Community Service Areas (CSAs) overseen by PWWP. The CSAs provide urban services to unincorporated areas of the County. Services include park maintenance, street lighting, street and sidewalk maintenance, storm drainage maintenance, surface

water disposal, sewage collection and treatment, levee maintenance and repair, and administration of the CSAs. The Board of Supervisors acts as the governing body of CSAs. PWWP's Special District Administration Unit administers the maintenance and operations of the CSAs.

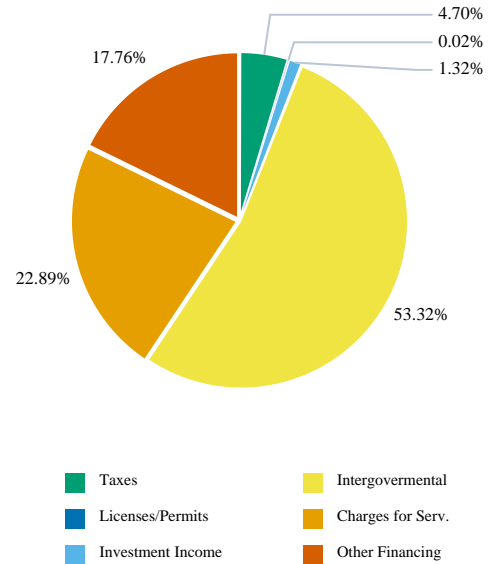
# Community Service Districts

(Funds 1521-1525 and Appropriation Unit's PFP160-PFP163)

## Use of Funds



## Source of Funds



## Use of Funds

Expenditures	Prior Year 2023-2024	Adopted Budget 2024-2025	CY Estimate 2024-2025	Requested Budget 2025-2026	Recommended Budget 2025-2026	Recommended Change from Adopted
Services and Supplies	\$ 3,240,490	\$ 5,490,343	\$ 2,069,730	\$ 6,591,781	\$ 6,591,781	\$ 1,101,438
Other Charges	(152,563)	30	31	130	130	100
Capital Assets	583,036	-	0	-	-	-
Other Financing Uses	402,011	38,850	38,850	-	-	(38,850)
<b>Subtotal</b>	<b>\$ 4,072,974</b>	<b>\$ 5,529,223</b>	<b>\$ 2,108,611</b>	<b>\$ 6,591,911</b>	<b>\$ 6,591,911</b>	<b>\$ 1,062,688</b>

## Source of Funds

Revenues	Prior Year 2023-2024	Adopted Budget 2024-2025	CY Estimate 2024-2025	Requested Budget 2025-2026	Recommended Budget 2025-2026	Recommended Change from Adopted
Taxes	\$ 327,323	\$ 298,166	\$ 298,166	\$ 359,017	\$ 359,017	\$ 60,851
Licenses, Permits, and Franchises	47,550	1,200	1,200	1,500	1,500	300
Revenue from Use of Money & Property	92,087	28,247	31,847	100,806	100,806	72,559
Intergovernmental Revenues	2,433,895	1,273	1,273	4,076,058	4,076,058	4,074,785
Charges For Services	637,743	769,000	1,553,450	1,750,091	1,750,091	981,091
Miscellaneous Revenues	30	-	-	-	-	-
Other Financing Sources	289,328	1,409,300	1,409,300	1,357,350	1,357,350	(51,950)
<b>Subtotal</b>	<b>\$ 3,827,956</b>	<b>\$ 2,507,186</b>	<b>\$ 3,295,236</b>	<b>\$ 7,644,822</b>	<b>\$ 7,644,822</b>	<b>\$ 5,137,636</b>
Fund Balance	\$ 245,018	\$ 3,022,037	\$ -1,186,625	\$ -1,052,911	\$ -1,052,911	\$ -4,074,948
<b>Total Source of Funds</b>	<b>\$ 4,072,974</b>	<b>\$ 5,529,223</b>	<b>\$ 2,108,611</b>	<b>\$ 6,591,911</b>	<b>\$ 6,591,911</b>	<b>\$ 1,062,688</b>

## Unit Description

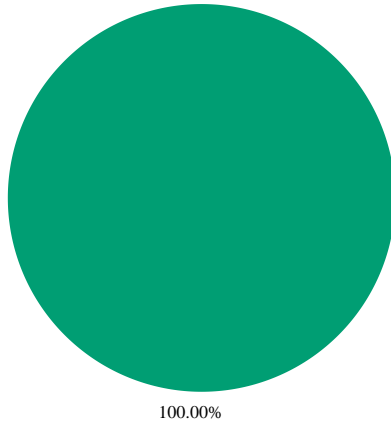
There are currently two active PWWP's operated County Sanitation Districts (CSDs), Pajaro and Boronda for which the Board of Supervisors

is the governing body. The CSDs provide sanitation (wastewater collection) services. Boronda CSD also includes the San Jerardo Water System Zone 2, which provides potable water to the San Jerardo Cooperative.

# CSA/CSD Debt Service Funds

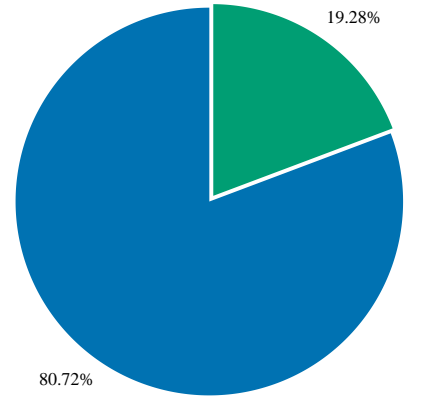
(Funds 1820-1830 and Appropriation Unit's PFP159, PFP164 & PFP165)

## Use of Funds



Other Fin. Uses

## Source of Funds



Investment Income

Charges for Serv.

## Use of Funds

Expenditures	Prior Year 2023-2024	Adopted Budget 2024-2025	CY Estimate 2024-2025	Requested Budget 2025-2026	Recommended Budget 2025-2026	Recommended Change from Adopted
Other Charges	\$ 54,514	\$ 46,073	\$ 46,073	\$ -	\$ -	\$ (46,073)
Other Financing Uses	-	-	0	104,097	104,097	104,097
<b>Subtotal</b>	<b>\$ 54,514</b>	<b>\$ 46,073</b>	<b>\$ 46,073</b>	<b>\$ 104,097</b>	<b>\$ 104,097</b>	<b>\$ 58,024</b>

## Source of Funds

Revenues	Prior Year 2023-2024	Adopted Budget 2024-2025	CY Estimate 2024-2025	Requested Budget 2025-2026	Recommended Budget 2025-2026	Recommended Change from Adopted
Revenue from Use of Money & Property	\$ 1,773	\$ 220	\$ 1,813	\$ 3,911	\$ 3,911	\$ 3,691
Charges For Services	13,274	15,900	15,900	16,377	16,377	477
Other Financing Sources	38,600	38,850	38,850	-	-	(38,850)
<b>Subtotal</b>	<b>\$ 53,647</b>	<b>\$ 54,970</b>	<b>\$ 56,563</b>	<b>\$ 20,288</b>	<b>\$ 20,288</b>	<b>\$ (34,682)</b>
Fund Balance	\$ 867	\$ -8,897	\$ -10,490	\$ 83,809	\$ 83,809	\$ 92,706
<b>Total Source of Funds</b>	<b>\$ 54,514</b>	<b>\$ 46,073</b>	<b>\$ 46,073</b>	<b>\$ 104,097</b>	<b>\$ 104,097</b>	<b>\$ 58,024</b>

## Unit Description

PWFP's CSA/CSD Debt Service Funds are used to manage the repayment of long-term debt issued to support essential infrastructure projects. As of FY024-25, outstanding bond obligations are either fully repaid or scheduled to be paid in full by June 30, 2025. Although the debt will be fully retired by the end of the fiscal year, a budget is still required to complete final administrative tasks, ensure proper closeout procedures, and maintain compliance with financial reporting standards.

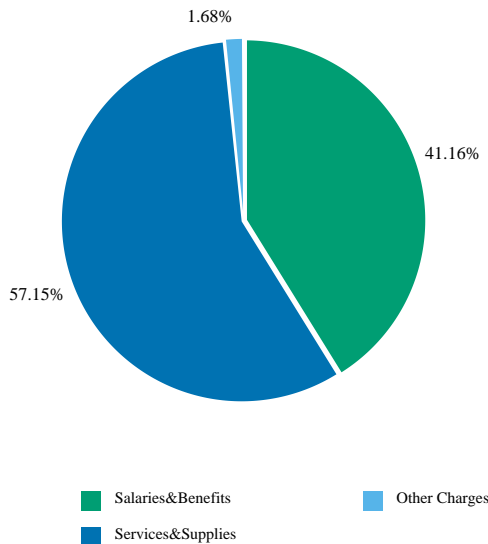
This section includes the Pajaro County Sanitation Sewer Revenue Fund, which supported sanitation improvements for the Pajaro County

Sanitation District and was fully paid off in FY 2019-20. It includes the Boronda County Sanitation Revenue Bond, used to support sanitation infrastructure in the Boronda County Sanitation District, and the Chualar County Water Service Area bond, which funded street improvements within that district. Both remaining bonds are scheduled to be fully repaid by the end of FY 2024-25.

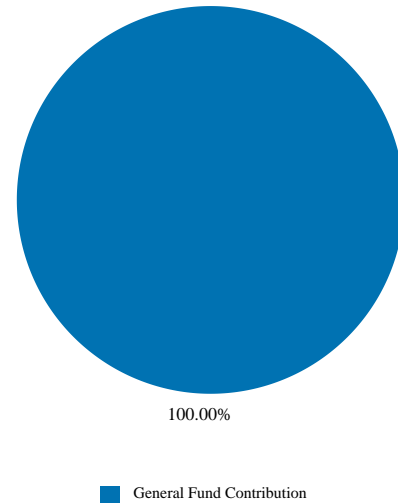
# Stormwater/Floodplain Management

(Budget Unit 320068 - Fund 1001 - Appropriation Unit PFP166)

## Use of Funds



## Source of Funds



## Use of Funds

Expenditures	Prior Year 2023-2024	Adopted Budget 2024-2025	CY Estimate 2024-2025	Requested Budget 2025-2026	Recommended Budget 2025-2026	Recommended Change from Adopted
Salaries and Employee Benefits	\$ 612,719	\$ 647,461	\$ 615,579	\$ 823,822	\$ 649,892	\$ 2,431
Services and Supplies	897,606	820,343	813,022	1,107,334	902,361	82,018
Other Charges	(7,397)	62,246	62,246	26,577	26,577	(35,669)
<b>Subtotal</b>	<b>\$ 1,502,928</b>	<b>\$ 1,530,050</b>	<b>\$ 1,490,846</b>	<b>\$ 1,957,733</b>	<b>\$ 1,578,830</b>	<b>\$ 48,780</b>

## Source of Funds

Revenues	Prior Year 2023-2024	Adopted Budget 2024-2025	CY Estimate 2024-2025	Requested Budget 2025-2026	Recommended Budget 2025-2026	Recommended Change from Adopted
<b>Subtotal</b>	<b>\$ -</b>	<b>\$ -</b>	<b>\$ -</b>	<b>\$ -</b>	<b>\$ -</b>	<b>-</b>
General Fund Contributions	1,502,928	1,530,050	1,490,846	1,957,733	1,578,830	48,780
<b>Total Source of Funds</b>	<b>\$ 1,502,928</b>	<b>\$ 1,530,050</b>	<b>\$ 1,490,846</b>	<b>\$ 1,957,733</b>	<b>\$ 1,578,830</b>	<b>\$ 48,780</b>

## Unit Description

PWFP's Stormwater & Floodplain Management is responsible for implementing regulations and ensuring compliance with the National Pollutant Discharge Elimination System (NPDES) (As authorized by the Clean Water Act, NPDES program controls water pollution by regulating point sources that discharge pollutants into waters of the United States), Municipal General Permit, and representing the County in the Monterey Regional Stormwater Management Program (MRSWMP). PWFP conducts related field work to meet NPDES requirements, including but not limited to, water quality monitoring, stormwater inspections of the County's facilities, and illicit discharge elimination site investigations. This unit collaborates with Housing and Community Development in coordinating the submittal for the FEMA Community Rating System certification [voluntary incentive program that recognizes and encourages community floodplain management practices that exceed the minimum requirements of the

National Flood Insurance Program (NFIP)] and manages the Street Sweeping program. PWFP provides regular support to Special Districts, such as assisting in mapping, field work, and report writing.

## Recommended FY 2025-2026 Positions

Classification Code	Classification Label	FTE
41C14	ASSOCIATE WATER RESOURCES HYDROLOGIST	1.00
41C17	SENIOR WATER RESOURCES HYDROLOGIST	1.00
43B03	WATER RESOURCES TECHNICIAN	1.00
<b>Total</b>		<b>3.00</b>



---

# Health

---

## Departmental Overview:

The County of Monterey Health Department is responsible for protecting the health and wellbeing of the community and safeguarding the local environment. To meet this responsibility, the Health Department collaborates with partners and community members to improve outcomes in health and racial equity; enforces laws and regulations to protect the public's health; and offers behavioral health, primary and specialty healthcare services, and public health education, prevention, and control services.

## Programs and Functions:

The Health Department is organized into eight (8) operational bureaus/divisions. The Administration Bureau provides infrastructure, and support services and through its Office of Equity leads Health in All Policies efforts. The Hitchcock Road Animal Services Joint Powers Agreement in partnership with the City of Salinas, provides sheltering, rabies control, licensing, and responsible pet ownership education. The Behavioral Health Bureau manages services for those experiencing a severe mental illness and provides mental health and substance use disorder, case management and treatment services, and prevention services to Medi-Cal beneficiaries and uninsured. The Clinic Services Bureau provides comprehensive primary medical care, obstetrics, internal medicine, low acuity behavioral health, and dental services to Medi-cal beneficiaries and uninsured. The Environmental Health Bureau safeguards the health and safety of residents and the environment by way of education and enforcement of federal, state, and local environmental statutes. Emergency Medical Services (EMS) plans, coordinates, and evaluates the countywide pre-hospital system. The Public Health Bureau registers births and deaths, conducts laboratory analyses, coordinates services to children and families, implements strategies for the prevention and control of communicable diseases, and implements programs that inform and educate individuals and communities to reduce health inequities. The Public Guardian/Administrator serves as the court-appointed conservator and guardian of vulnerable individuals unable or unwilling to meet their medical, housing, clothing, and physical needs due to a qualifying mental or health condition and manages estates of deceased without next of kin or will.

## Department's Contributions to the County's Prior Strategic Initiatives:

### ECONOMIC DEVELOPMENT

Encouraging municipalities to consider health equity and "Health in All Policies" in future community development plans.

### ADMINISTRATION

Conducting ongoing quality improvement activities and using customer satisfaction survey results to improve public services.

### HEALTH AND HUMAN SERVICES


Ensuring equitable access to physical and emotional health services and working with community partners to address the root causes of health disparities.

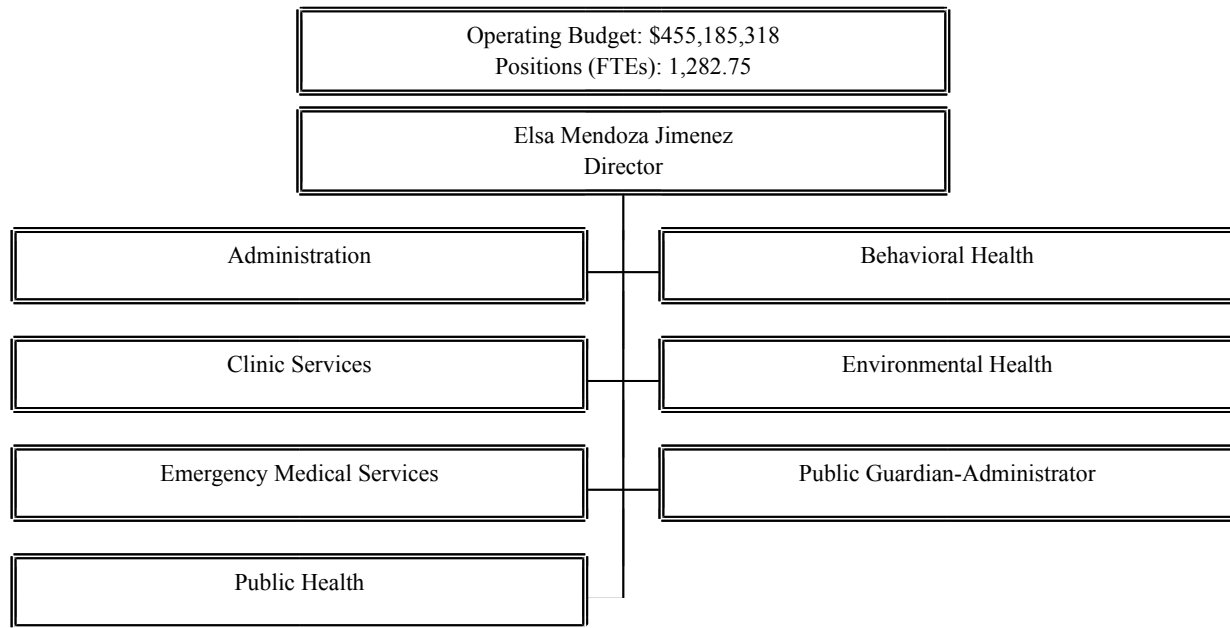
### INFRASTRUCTURE

Ensuring the quality of well stream and beach water through ongoing testing and public information announcements.

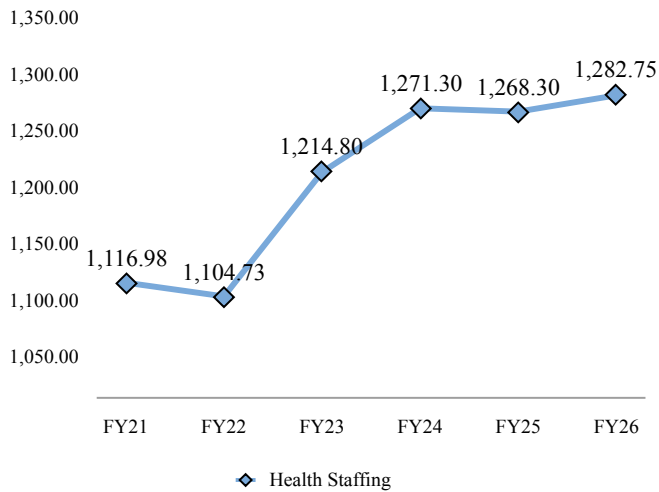
### PUBLIC SAFETY

Promoting protective interventions against violence; advocating for the use of safety equipment and safe routes to school; ensuring timely and appropriate pre-hospital transportation; and responding to disasters.

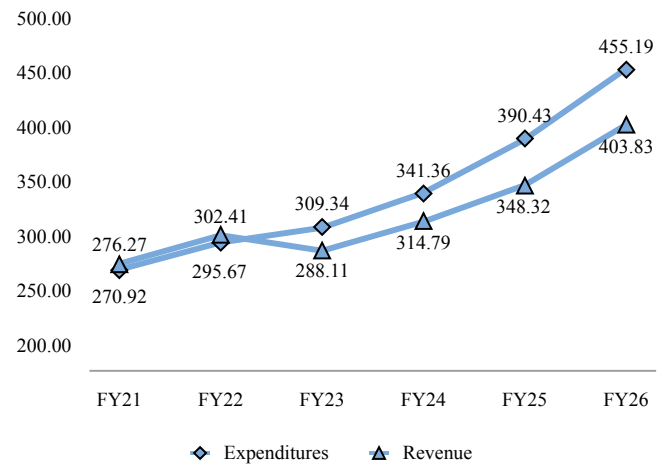




## Staffing Trends



## Expenditure/Revenue History (in millions)

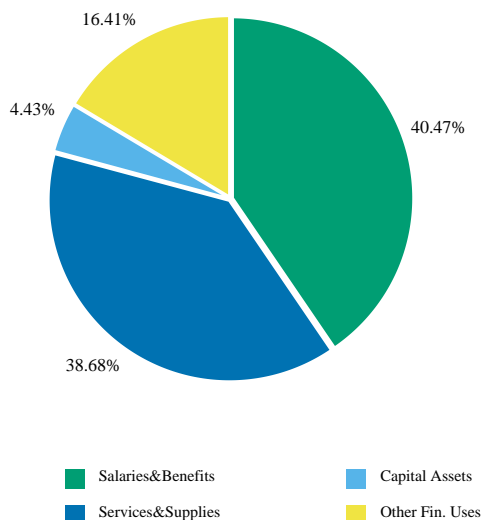


The Health Department protects the health of the entire community by offering primary, specialty, and mental health care, health education, enforcing laws and regulations to protect health and the environment, and by collaborating with partners to improve health equity.

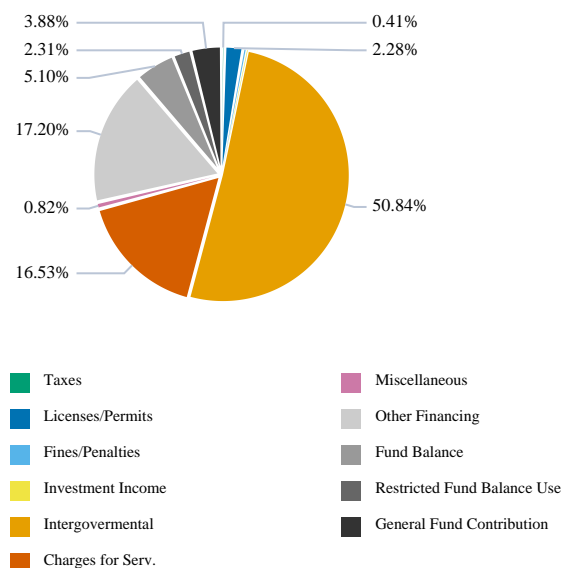
Key Performance Measures	2022-2023 Actual	2023-2024 Actual	2024-2025 Mid-Year
Inspections of high-risk food facilities. Target > 108	213	8	229
Decreased re-hospitalization of behavioral health clients within 30 days of discharge. Target > 17%	13%	17%	16%
Youth ages 3-17 with clinic-measured body mass calculations in the prior 6 months. Target > 90%	51.10%	83.10%	88.3%
WIC-enrolled mothers providing any breastfeeding at 6 months. Target > 43%	53.90%	55.10%	57.9%
Public Guardian onsite visits with clients at least once per quarter. Target = 100%	89%	96%	90%



## Use of Funds



## Source of Funds



## Use of Funds

Expenditures	Prior Year 2023-2024	Adopted Budget 2024-2025	CY Estimate 2024-2025	Requested Budget 2025-2026	Recommended Budget 2025-2026	Recommended Change from Adopted
Salaries and Employee Benefits	\$ 149,061,292	\$ 171,186,348	\$ 161,072,426	\$ 185,415,861	\$ 185,061,436	\$ 13,875,088
Services and Supplies	145,115,185	144,353,286	155,416,962	177,383,367	176,872,398	32,519,112
Other Charges	3,011,988	(8,223,227)	(8,202,208)	(2,483,849)	(2,039,653)	6,183,574
Capital Assets	1,847,436	18,594,626	19,228,944	20,336,329	20,256,329	1,661,703
Other Financing Uses	42,324,398	64,519,411	60,959,387	75,061,589	75,034,809	10,515,398
<b>Subtotal</b>	<b>\$ 341,360,299</b>	<b>\$ 390,430,444</b>	<b>\$ 388,475,511</b>	<b>\$ 455,713,296</b>	<b>\$ 455,185,318</b>	<b>\$ 64,754,874</b>

## Source of Funds

Revenues	Prior Year 2023-2024	Adopted Budget 2024-2025	CY Estimate 2024-2025	Requested Budget 2025-2026	Recommended Budget 2025-2026	Recommended Change from Adopted
Taxes	\$ 1,884,332	\$ 1,840,000	\$ 1,884,000	\$ 1,880,000	\$ 1,880,000	\$ 40,000
Licenses, Permits, and Franchises	10,278,651	10,417,022	10,070,448	10,396,484	10,396,484	(20,538)
Fines	1,812,286	1,497,297	1,321,192	2,396,275	2,396,275	898,978
Revenue from Use of Money & Property	924,422	299,729	371,530	371,530	371,530	71,801
Intergovernmental Revenues	202,201,700	199,564,966	236,390,621	231,455,637	231,455,637	31,890,671
Charges For Services	47,750,002	62,431,570	46,644,377	75,256,726	75,256,728	12,825,158
Miscellaneous Revenues	6,274,487	5,923,489	3,830,974	3,996,409	3,753,045	(2,170,444)
Other Financing Sources	43,659,628	66,346,685	45,857,183	78,318,623	78,318,623	11,971,938
<b>Subtotal</b>	<b>\$ 314,785,507</b>	<b>\$ 348,320,758</b>	<b>\$ 346,370,324</b>	<b>\$ 404,071,684</b>	<b>\$ 403,828,322</b>	<b>\$ 55,507,564</b>
Fund Balance	\$ 5,582,448	\$ 19,840,077	\$ 11,117,618	\$ 23,401,972	\$ 23,149,140	\$ 3,309,063
GF - Restricted Fund Balance Use	-	-	-	10,536,227	10,536,227	10,536,227
General Fund Contributions	20,992,344	22,269,609	30,987,569	17,703,413	17,671,630	(4,597,979)
<b>Total Source of Funds</b>	<b>\$ 341,360,299</b>	<b>\$ 390,430,444</b>	<b>\$ 388,475,511</b>	<b>\$ 455,713,296</b>	<b>\$ 455,185,318</b>	<b>\$ 64,754,874</b>

## Summary of Recommendation

The Recommended Budget for the Health Department includes appropriations of \$455,185,318, financed by revenues of \$403,828,322, departmental fund balance of \$23,149,140 (Behavioral Health \$ 397,218, Whole Person Care \$4,075,331, 2011 Realignment \$5,581,672, 1991 Health

Realignment \$1,144,701, Health Realignment \$11,232,077, CSA 74 \$703,534, Animal Service \$75,000, and a contribution to the EMS fund balance of \$60,393), departmental restricted funds of \$10,536,227 (Clinic Services \$10,350,000, Environmental Health \$186,227) and general fund contribution (GFC) of \$17,671,630. Appropriation and revenue levels are respectively \$64,754,874 and \$55,507,564, higher than the Fiscal

Year (FY) 2024-25 Adopted Budget. The \$64,754,874 increase in appropriations is driven primarily by program growth in the Behavioral Health, Clinic Services, and Public Health Bureaus (\$27,715,471, \$23,361,233 and \$9,716.670, respectively) to meet increased demand for services and programming, with corresponding increases in program revenues.

The Recommended Budget includes 16 augmentations that add 12 new positions, as follows: one in the Administration Bureau (1.0 Chronic Disease Prevention Coordinator), three in the Public Health Bureau (2.0 Public Health Nutritionist, and 1.0 Community Service Aide III), one in the Public Guardian/Conservator (1.0 Deputy Administrator/Guardian/Conservator I) and seven in the Behavioral Health Bureau (4.0 Contract Physician, 1.0 Management Analyst II, 1.0 Patient Rights Advocate, 1.0 Finance Manager I), all funded with Departmental revenues. The Recommended Budget also includes augmentations for low or no cost spay/neuter clinics (\$75,000 and to respond to and investigate complaints of unpermitted food operations (\$15,000).

**Budget Impacts**

The Recommended Budget does not include augmentations in the Animal Services Division for: four new positions 1.0 Animal Control Officer, 1.0 Animal Control Technician II, 1.0 Office Assistant II, and 1.0 Management Analyst I, (County’s share of cost for all four positions is \$226,052), and the recommended amount for low cost spay/neuter clinics was \$26,780 below the requested amount.

**Prior Year Accomplishments**

Completed 67.1% of employee annual performance appraisals on or before anniversary dates.

No Plan, Do, Study, Act (PDSA) exercises for programs serving vulnerable populations have been conducted due in part to employee turnover at key positions and to staff being engaged in the Health Department’s re-accreditation process.

Achieved the goal of having less than 17% of clients with behavioral health conditions re-hospitalized within 30 days from release.

Sustained equitable behavioral health access to services for new and existing clients by focusing on underserved County regions in proportion to the regions in which Medi-Cal recipients reside; Coast Goal: 14% Actual: 23%, North Goal: 11% Actual: 9%, Valley Goal: 50% Actual: 48%, South Goal: 20% Actual: 18%, and Other Goal: 5% Actual: 3%.

Continued to make progress on the goal to aid more than 71% of Clinic Services patients with diabetes to have Hemoglobin A1c levels of less than 9. The actual rate achieved was 66.5%.

The goal to help more than 64% of Clinic Services patients with hypertension to have systolic blood pressure measurement less than 140 mm Hg and diastolic blood pressure less than 90 mm Hg was nearly met, achieving an actual rate of 66.8%.

Conducted annual inspection of 69% of current permitted high-risk food facilities; the goal was 100%.

Met the goal to collect 18,000 pounds of recyclables/solid waste from beaches, agricultural lands, and open spaces.

97% of urgent Public Guardian client’s safety needs were addressed within five days of court appointment compared to a goal of 100%.

Surpassed the goal to encourage more than 50% of Women, Infant, and Children (WIC) program infant beneficiaries to receive breastfeeding at 12 months, achieving a rate of 54.5%.

**Budget Year Goals**

Complete 90% of employee annual performance appraisals on or before anniversary dates.

Conduct 4 quality improvement projects using the Plan, Do, Check, Act method.

Ensure that less than 17% of clients with behavioral health conditions are re-hospitalized within 30 days.

Sustain equitable Behavioral Health access to services for new and existing clients by focusing on underserved County regions in proportion to the regions in which Medi-Cal beneficiaries reside; Coast 14%, North 11%, Valley 50%, South 20%, and Other 5%.

Aid more than 71% of Clinic Services patients with diabetes to have Hemoglobin A1c levels of less than 9.

Help more than 64% of Clinic Services patients with hypertension to have systolic blood pressure measurement less than 140 mm Hg and diastolic blood pressure less than 90 mm Hg.

Conduct annual inspection of 100% of current permitted high-risk food facilities.

Collect 18,000 pounds of recyclables/solid waste from beaches, agricultural lands, and open spaces.

Ensure that 100% of urgent Public Guardian clients’ safety needs are addressed within five days of court appointment.

Encourage at least 50% of clients enrolled in the Women, Infants, and Children (WIC) program with infants at 6 months of age to feed their infant(s) some or only breast milk.

Ensure that at least 75% of individuals without previously known HIV infection and a new early syphilis diagnosis receive an HIV test within 30 days of their syphilis diagnosis.

**Pending Issues**

The Clinic Services Bureau had more than 42,500 patients assigned per month in FY 2023-24. Provider recruitment and retention is a concern for the healthcare industry. Losing providers presents challenges in providing access to timely patient care, maintaining quality of care, reducing staff burnout, and maintaining financial sustainability. Shortage of primary care providers in the region results in high demand of primary care providers, which creates competitive markets. Retaining and recruiting providers will remain a challenge in subsequent FYs. Review of provider compensation, ability to accommodate part-time employment, and alternative venues will be necessary to retain current providers and recruit new providers needed for patient care. Clinic Services is participating in the National Health Service Corp (NHSC) Loan Repayment Program as a new means to attract providers.

The Department of Health Care Services (DHCS) submitted State Plan Amendment 18-003 to the Center for Medicare and Medicaid Services. It included a few proposals pertinent to Federally Qualified Health Centers (FQHC), such as, adding marriage and family therapists (MFT) as a new FQHC billable provider, reducing minimum productivity standards used in the rate setting process, and an alternative payment method (APM) pilot program to reform payment and service delivery modules. The APM would replace the traditional Fee for Service, per visit payment model where payment is contingent on a face-to-face visit with a medical provider. DHCS launched an APM pilot program on January 1, 2024, and Clinic Services is a participant. Additionally, DHCS

approved Community Health Workers as new billable providers starting FY 2022-23.

The State launched the California Advancing and Innovating Medi-Cal (CalAIM) initiative in January of 2022. CalAIM seeks to move Medi-Cal to a population health approach, which prioritizes prevention and whole person care and provides supports beyond those available in traditional medical settings. CalAIM seeks to address social drivers of health and offer beneficiaries coordinated and equitable access to services. This will be achieved through various strategies and interventions, including Enhanced Care Management (ECM) and Community Supports, which are provided to beneficiaries with the highest needs. Having participated in the Whole Person Care demonstration project, the Health Department transitioned to a provider of ECM services. The Health Department executed an agreement with the Central California Alliance for Health (CCAH), a managed care provider, effective January of 2022 and continues to accept client referrals from CCAH. The ECM program is administered by the Public Health Bureau. CalAIM was implemented in a three-phase approach, transitioning one population of focus at a time, which began in January 2022 with individuals and families experiencing homelessness, high-utilizer adults, and adults with severe mental illness and/or substance use disorders. The next population of focus was introduced on January 1, 2023, and it encompassed adults, children, and youth transitioning from incarceration, eligible for long-term-care, and at risk of institutionalization, as well as nursing facility residents wishing to transition to the community. The third and last population of focus was introduced on July 1, 2023, and it encompasses children and youth who are high utilizers, with severe emotional disturbance (SED), enrolled in California Children Services (CCS) with needs beyond CCS, and a history of involvement with child welfare. Currently, Public Health is serving as an ECM provider for beneficiaries experiencing homelessness and those eligible under the Birth Equity population.

Due to the implementation of AB 85, approximately \$6 million in local health revenues in future years will be redirected to the State annually. In FY 2018-19, the Board approved a three-year plan that used a realignment fund balance to minimize the impact to services. Through prudent decision-making and management, the three-year plan has outperformed initial estimates, and consequently, the realignment fund balance continues to be used strategically to minimize impacts to services. If AB 85 redirection continues, the Department may face budgetary challenges in future years. AB 85 developments continue to be monitored.

The Emergency Medical Services Authority (EMSA) continues to explore options to ensure that its exclusive operating area for pre-hospital care is maintained, and that higher level of emergency medical services are delivered in a more equitable manner. A new Request-for-Proposals was released in FY 2024-25 with a new 10-year agreement expected to be executed in FY 2025-26.

Implementation of Salinas Valley Basin Groundwater Sustainability Agency (SBVGSA) Groundwater Sustainability Plan will require a review and update to Environmental Health's role in the permitting of drinking water, and agricultural well construction, destruction, and monitoring.

Hitchcock Road Animal Services Joint Powers Agreement (JPA), with the County of Monterey and the City of Salinas as the lead agencies took effect January 1, 2023. The Board of Directors of the newly formed JPA, with representation from the lead agencies, will continue to work on refining details of shelter operations and establishing cost and revenue sharing methodologies and any resulting budgetary impacts from membership in the JPA will be brought to the Board for consideration and approval. A new accounting structure has been established to account for and report on the financial activity of the JPA.

The enactment of Senate Bill (SB) 317, Competent to Stand Trial, has further increased referrals for services to the Public Conservator. Penal Code 1370 cases, as they are known, are the most complex and result in staff needing to have smaller assigned caseloads to better support these individuals who are deemed mentally incompetent with complex needs. Referrals come from many sources, including hospitals, courts, jails, adult protective services, etc., and the Public Conservator may not have sufficient capacity to meet increased demands for its services while assuring delivery of effective, quality conservator services to Monterey County's most vulnerable adult population. The Public Guardian Division will continue to monitor the increased workload, reassess needs and bring forth request for additional resources to the Board for consideration and approval.

SB 184 authorizes DHCS to transfer the Child Health and Disability Prevention (CHDP) functions to local Medi-Cal Managed Care Plans effective July 1, 2024, and eliminate CHDP allocations to counties in the FY 2024-25 budget. The Healthcare Program for Children in Foster Care (HCPFCF) will transition to a stand-alone program. The Health Department will continue to engage with DHCS and Central California Alliance for Health (CCAH) to prepare for these transitions.

California Department of Health Care Services intends to institute a new performance management and oversight of local CCS programs starting July 1, 2025, without additional funding to support county efforts to comply.

The Public Health Bureau received notice that the Centers for Disease Control and Prevention (CDC) has rescinded Fiscal Year 2024-2025 and 2025-2026 funding used to rebuild and maintain local public health expertise, infrastructure and services, and delivery of behavioral health services effective March 24, 2025. The federal court issued a temporary restraining order but official notice of extension of approval to expend has not been issued. Loss of funding for public health and behavioral health services is currently estimated at \$11,700,000.

Passage of Proposition 1, which will reform the behavioral health system, will have a significant impact on the Behavioral Health Bureau's budget. The proposition will go into effect in FY 2025-26; however, the fiscal impacts will be realized in FY 2026-27. The updated legislation will redirect an additional five (5) percent of receipts to the state, of which, a portion will be used to fund statewide prevention efforts, that were previously funded at the county level under the Mental Health Services Act. In addition, counties will be required to redirect thirty (30) percent of funds from treatment to housing and other support services. The BHB will use the time between now and FY 2026-27 to plan and prepare for the upcoming changes and will report the financial impact when it can be accurately estimated.

On October 10, 2023, Governor Newsom signed into law Senate Bill 43 (SB43), which made substantive changes to the Lanterman-Petris-Short (LPS) Act and related provisions of the Health and Safety Code (HSC). These changes include expanding the criteria for involuntary treatment of all types to include individuals with severe Substance Use Disorder (SUD), as well as defining "risk of harm" to include (for people with any behavioral health condition) the presence of a severe medical condition for which the individual is unable to engage in needed treatment to prevent deterioration. SB43 became effective January 1, 2024; however, counties are permitted, by adoption of a resolution by their governing body, to defer implementation until January 1, 2026, at the latest. Monterey has elected to delay implementation to this date. This legislation is expected to have fiscal implications, as there is no designated state or federal funding to support implementation; however, this impact is still unquantifiable.

On November 5, 2024, California voters approved Proposition 36 (Prop 36), also known as "The Homelessness, Drug Addiction, and Theft Reduction Act," which went into effect on December 18, 2024. Prop 36 aims to reduce drug-related crimes by steering repeat offenders toward

treatment rather than prison. It modifies existing law and adds the Health and Safety Code section 11395, which is a new recidivist felony offense of possession of a hard drug and having two or more prior felony or misdemeanor convictions for specified drug-related crimes by providing an option for treatment in lieu of incarceration for offenses. Prop36 will give defendants the option to choose treatment instead of incarceration, and upon successful completion of the treatment program, the court shall dismiss the charge. The Bureau projects that Prop36 will require substantial time and effort by at least two clinician staff for which no State or Federal funding has been designated.

---

## Policy Considerations

The continued implementation of Short-Lived Climate Pollutants (Organics Recycling), SB 1383, will require the Environmental Health Bureau to develop Board approved resources and coordinative efforts among other key agencies and entities, which may increase notice of violations and potentially cost reimbursement in future fiscal years.

The Environmental Health Bureau will continue to submit annual fee adjustments of health permits and services for the Board's consideration and approval. Such annual adjustments are needed to keep pace with the rising costs of providing services.

County and local municipality ordinances regulating the sale, manufacturing, and distribution of Adult-Use Marijuana will continue to have significant impacts on workloads and require collaboration with law enforcement to address illegal operations throughout the Monterey County. The Department will need a new, dedicated funding source to comply with local and State requirements for commercial, medical, and recreational cannabis use.

The COVID-19 health emergency exposed inadequate local systems and resources brought about by years of underinvestment in core Public Health functions, including communicable disease prevention and control, data surveillance, and the Public Health laboratory. As part of the response efforts, the Federal Government made one-time funding available for Public Health, which has helped prop up temporary infrastructure. Starting FY 2022-23 the State Budget allocated \$200.4 million in Future of Public Health (FoPH) funding which was reduced to \$188.2 million in FY 2024-25 due to state budget challenges. FoPH is an ongoing funding source that is intended for investments in public health workforce and infrastructure. The Department's annual allocation is \$2.5 million. Locally, the FoPH allocation allowed for a modest investment in public health workforce; however, further ongoing investments will be required to assure local health departments are

adequately prepared and resourced to meet their communities' needs and to respond to future health emergencies.

The Hitchcock Road Animal Services JPA submitted an augmentation request for continuation of mobile spay/neuter clinics, which in the current fiscal year has provided spay/neuter surgeries for more than 670 feral cats and owned pets. continued investments in low, no cost spay/neuter services is vital to reducing overpopulation of feral cat colonies. In addition, augmentation requests were also submitted for additional positions, which are needed to manage the current demand for services.

The implementation of the Community Assistance, Recovery, and Empowerment program (Care Court), in December of 2024 will expand the ways in which individuals with untreated severe mental illness are referred for treatment to county behavioral health systems without additional state funding. Under this new program, families and other community members will be able to submit referrals for the court-ordered treatment. The treatment can last up to 12 months, and counties are required to provide it. This will impact the Behavioral Health Bureau, due to the prescribed timelines and the need for periodic review hearings which means these cases may have to be prioritized over others, potentially stressing a system with chronic recruitment challenges and limited financial resources. Early adopting counties have indicated a minimal impact to their systems; however, it is too early to estimate the potential impact locally.

The Behavioral Health and Clinic Services Bureaus secured grant funding for capital projects, \$20.1 million, \$11 million, and \$4.0 million, \$3.9 million respectively, for a new Mental Health Rehabilitation Center (MHRC), Bridge Housing, a new primary care clinic, and a recuperative care center. Cost estimates for the MHRC, new health center, and recuperative care center projects exceed the grant funding secured. Due to the ongoing reforms to the behavioral health system, it is possible that additional grant funding for capital projects such as the MHRC could become available in Fiscal Year 2026 and if eligible, the Behavioral Health Bureau would submit a proposal. As the availability of additional grant funds is uncertain, the Department and its bureaus must develop a financing structure to fill the funding gaps to bring these much-needed projects to completion to meet the need for 24-hour mental health rehabilitation services and recuperative care services locally and for primary healthcare. Towards this end, the Department will collaborate with the County Administrative Office to identify viable options for financing and present them to the Board for consideration.

## Appropriation Expenditure Detail

Entity Description	Entity Code	Fund Code	Prior Year 2023-2024	Adopted Budget 2024-2025	CY Estimate 2024-2025	Requested Budget 2025-2026	Recommended Budget 2025-2026	Recommended Change from Adopted
<b>Health Department Administration</b>	<b>HEA100</b>	<b>1001</b>	<b>\$ 3,156,367</b>	<b>\$ 8,024,324</b>	<b>\$ 7,000,190</b>	<b>\$ 7,421,925</b>	<b>\$ 7,421,924</b>	<b>\$ (602,400)</b>
Health Department Administration	400001	1001	3,156,367	1,986,419	1,982,299	2,205,781	2,205,781	219,362
Office of Equity	400002	1001	0	6,037,905	5,017,891	5,216,143	5,216,143	(821,762)
<b>Clinic Services</b>	<b>HEA106</b>	<b>1001</b>	<b>72,031,507</b>	<b>74,321,707</b>	<b>74,565,629</b>	<b>97,682,940</b>	<b>97,682,940</b>	<b>23,361,233</b>
Clinic Services Administration	400008	1001	18,120,924	17,989,474	18,830,235	22,851,866	22,851,866	4,862,392
FQHC Clinics	400009	1001	53,910,583	56,332,233	55,735,394	74,831,074	74,831,074	18,498,841
<b>Environmental Health</b>	<b>HEA107</b>	<b>1001</b>	<b>10,421,867</b>	<b>13,375,747</b>	<b>11,714,975</b>	<b>13,949,554</b>	<b>13,944,554</b>	<b>568,807</b>
Consumer Health Protection	400011	1001	3,705,327	4,364,233	3,518,497	4,900,329	4,895,329	531,096
Recycling and Resource Recovery	400012	1001	836,135	1,168,065	1,039,087	1,122,293	1,122,293	(45,772)
Land Use	400013	1001	839,673	1,088,079	1,060,214	1,133,802	1,133,802	45,723
Hazardous Materials and Solid Waste Management	400014	1001	2,568,793	3,773,984	3,289,122	4,031,474	4,031,474	257,490
Environmental Health Fiscal and Administration	400015	1001	514,103	52,263	52,263	84,061	84,061	31,798
Drinking Water Protection Service	400016	1001	1,957,836	2,176,585	2,176,585	2,018,519	2,018,519	(158,066)
Housing Services	400017	1001	0	752,538	579,206	659,075	659,075	(93,463)
<b>Animal Services</b>	<b>HEA108</b>	<b>1001</b>	<b>0</b>	<b>6,142,768</b>	<b>3,147</b>	<b>3,097,721</b>	<b>3,070,941</b>	<b>(3,071,827)</b>
Animal Services	400018	1001	0	6,142,768	3,147	3,097,721	3,070,941	(3,071,827)
<b>Emergency Medical Services</b>	<b>HEA109</b>	<b>1001</b>	<b>440,946</b>	<b>312,535</b>	<b>418,096</b>	<b>851,284</b>	<b>851,284</b>	<b>538,749</b>
Emergency Medical Services Operating	400019	1001	440,946	312,535	418,096	851,284	851,284	538,749
<b>Public Guardian/Administrator</b>	<b>HEA112</b>	<b>1001</b>	<b>3,097,911</b>	<b>3,203,385</b>	<b>2,879,909</b>	<b>2,867,416</b>	<b>2,867,416</b>	<b>(335,969)</b>
Conservator	400023	1001	3,097,911	3,203,385	2,879,909	2,867,416	2,867,416	(335,969)
<b>Public Health</b>	<b>HEA113</b>	<b>1001</b>	<b>32,327,290</b>	<b>36,700,789</b>	<b>35,668,888</b>	<b>42,254,227</b>	<b>42,254,226</b>	<b>5,553,437</b>
Public Health	400026	1001	30,539,728	35,774,376	34,796,346	42,235,019	42,235,018	6,460,642
Community Health Regional Teams	400027	1001	1,787,562	926,413	872,542	19,208	19,208	(907,205)
<b>Children's Medical Services</b>	<b>HEA114</b>	<b>1001</b>	<b>4,556,304</b>	<b>5,180,727</b>	<b>4,997,056</b>	<b>5,692,790</b>	<b>5,692,790</b>	<b>512,063</b>
Children's Medical Services	400028	1001	4,556,304	5,180,727	4,997,056	5,692,790	5,692,790	512,063
<b>Emergency Medical Services Uncompensated Care</b>	<b>HEA111</b>	<b>1280</b>	<b>617,240</b>	<b>636,831</b>	<b>738,755</b>	<b>702,607</b>	<b>702,607</b>	<b>65,776</b>
Uncompensated Care	400022	1280	617,240	636,831	738,755	702,607	702,607	65,776
<b>Behavioral Health 2011 Realignment</b>	<b>HEA104</b>	<b>1300</b>	<b>24,004,005</b>	<b>30,888,954</b>	<b>27,306,910</b>	<b>37,551,921</b>	<b>37,551,921</b>	<b>6,662,967</b>
Behavioral Health 2011 Realignment	400006	1300	24,004,005	30,888,954	27,306,910	37,551,921	37,551,921	6,662,967
<b>Whole Person Care</b>	<b>HEA102</b>	<b>1310</b>	<b>1,147,587</b>	<b>1,889,000</b>	<b>4,389,000</b>	<b>8,000,000</b>	<b>8,000,000</b>	<b>6,111,000</b>
Whole Person Care	400004	1310	1,147,587	1,889,000	4,389,000	8,000,000	8,000,000	6,111,000
<b>Behavioral Health</b>	<b>HEA103</b>	<b>1310</b>	<b>163,994,144</b>	<b>168,769,951</b>	<b>178,209,989</b>	<b>191,316,276</b>	<b>191,316,276</b>	<b>22,546,325</b>
Behavioral Health	400005	1310	163,994,144	168,769,951	178,209,989	191,316,276	191,316,276	22,546,325
<b>Behavioral Health 1991 Realignment</b>	<b>HEA105</b>	<b>1330</b>	<b>8,111,449</b>	<b>12,939,238</b>	<b>10,301,721</b>	<b>11,445,417</b>	<b>11,445,417</b>	<b>(1,493,821)</b>
Behavioral Health 1991 Realignment	400007	1330	8,111,449	12,939,238	10,301,721	11,445,417	11,445,417	(1,493,821)
<b>Health Realignment</b>	<b>HEA115</b>	<b>1330</b>	<b>10,063,662</b>	<b>19,441,219</b>	<b>22,100,756</b>	<b>23,092,389</b>	<b>23,092,389</b>	<b>3,651,170</b>
Health Realignment	400029	1330	10,063,662	19,441,219	22,100,756	23,092,389	23,092,389	3,651,170
<b>CSA #74 Ambulance Services</b>	<b>HEA110</b>	<b>1442</b>	<b>2,196,298</b>	<b>2,460,501</b>	<b>2,291,810</b>	<b>2,683,534</b>	<b>2,683,534</b>	<b>223,033</b>

## Appropriation Expenditure Detail

Entity Description	Entity Code	Fund Code	Prior Year 2023-2024	Adopted Budget		CY Estimate 2024-2025	Requested Budget	Recommended Budget	Recommended Change
				2024-2025			2025-2026	2025-2026	from Adopted
Ambulance Service	400021	1442	2,196,298	2,460,501		2,291,810	2,683,534	2,683,534	223,033
<b>Animal Services JPA</b>	<b>HEA101</b>	<b>1380</b>	<b>5,193,722</b>	<b>6,142,768</b>		<b>5,888,680</b>	<b>7,103,295</b>	<b>6,607,099</b>	<b>464,331</b>
Animal Services JPA	400003	1380	5,193,722	6,142,768		5,888,680	7,103,295	6,607,099	464,331
<b>Total</b>			<b>\$ 341,360,29</b>	<b>\$ 390,430,44</b>		<b>\$ 388,475,51</b>	<b>\$ 455,713,29</b>	<b>\$ 455,185,31</b>	<b>\$ 64,754,874</b>

## Adopted 2024-2025 to Recommended 2025-2026 Positions

Classification Code		Classification Label		Adopted Budget 2023-2024	Adopted Budget 2024-2025	Recommended Budget 2025-2026	Change
11A09		DIRECTOR HEALTH SERVICES		1.00	1.00	1.00	0.00
12C05		ASSISTANT DIRECTOR OF HEALTH SERVICES		1.00	1.00	1.00	0.00
12E04		BUREAU CHIEF		5.00	5.00	5.00	0.00
14A10		PROJECT MANAGER I		1.00	1.00	1.00	0.00
14A11		PROJECT MANAGER II		-	1.00	1.00	0.00
14B21		ASSOCIATE PERSONNEL ANALYST		6.00	8.00	8.00	0.00
14B32		SENIOR PERSONNEL ANALYST		3.00	4.00	4.00	0.00
14B66		DEPARTMENTAL HR MANAGER		1.00	1.00	1.00	0.00
14C30		MANAGEMENT ANALYST II		24.50	27.50	32.00	4.50
14C31		MANAGEMENT ANALYST III		16.00	16.00	15.00	(1.00)
14C48		PUBLIC HEALTH PROGRAM MANAGER II		3.00	3.00	3.00	0.00
14C70		ADMINISTRATIVE SERVICES ASSISTANT		1.00	1.00	1.00	0.00
14C80		PUBLIC HEALTH PROGRAM MANAGER I		2.00	2.00	2.00	0.00
14G02		MANAGEMENT ANALYST I		4.00	4.00	4.00	0.00
14H03		PERSONNEL TECHNICIAN-CONFIDENTIAL		6.00	6.00	6.00	0.00
14H24		EDUCATOR AND VOLUNTEER COORDINATOR		1.00	2.00	2.00	0.00
14H66		OUTPATIENT SERVICES DIRECTOR		1.00	1.00	1.00	0.00
14K41		BEHAVIORAL HEALTH SERVICES MANAGER II		16.00	16.00	16.00	0.00
14K44		ASSISTANT BUREAU CHIEF		4.00	4.00	4.00	0.00
14K61		ENVIRONMENTAL HEALTH PROGRAM MANAGER		1.00	1.00	1.00	0.00
14N05		ADMINISTRATIVE OPERATIONS MANAGER		-	1.00	1.00	0.00
14N06		OPERATIONS MANAGER		2.00	2.00	2.00	0.00
14N10		OUTPATIENT SERVICES MANAGER I		4.00	4.00	4.00	0.00
14N11		OUTPATIENT SERVICES MANAGER II		4.00	4.00	4.00	0.00
16C87		BUSINESS TECHNOLOGY ANALYST II		2.00	3.00	3.00	0.00
16C88		BUSINESS TECHNOLOGY ANALYST III		2.00	2.00	2.00	0.00
16C93		BUSINESS TECHNOLOGY ANALYST IV		3.00	2.00	2.00	0.00
16F41		DEPARTMENTAL INFORMATION SYSTEMS MANAGER II		1.00	1.00	1.00	0.00
20B10		ACCOUNTANT I		3.00	3.00	3.00	0.00
20B11		ACCOUNTANT II		9.00	9.00	9.00	0.00
20B12		ACCOUNTANT III		8.00	8.00	8.00	0.00
20B93		FINANCE MANAGER II		4.00	4.00	4.00	0.00
20B94		FINANCE MANAGER III		1.00	1.00	1.00	0.00

## Adopted 2024-2025 to Recommended 2025-2026 Positions

Classification Code	Classification Label	Adopted Budget 2023-2024	Adopted Budget 2024-2025	Recommended Budget 2025-2026	Change
20B95	FINANCE MANAGER I	1.00	1.00	2.00	1.00
25G21	CA CHILDRENS SERVICES CASE WORKER II	3.00	3.00	3.00	0.00
30J01	ENVIRONMENTAL HEALTH TECHNICIAN	1.00	1.00	1.00	0.00
30J21	ENVIRONMENTAL HEALTH SPECIALIST II	25.00	25.00	25.00	0.00
30J31	ENVIRONMENTAL HEALTH SPECIALIST III	17.00	17.00	17.00	0.00
30J81	RECYCLING/RESOURCE RECOVERY SPECIALIST	2.00	2.00	2.00	0.00
30J84	ENVIRONMENTAL HEALTH SPECIALIST IV	8.00	8.00	8.00	0.00
34C01	ANIMAL CONTROL OFFICER	5.00	5.00	5.00	0.00
34C02	SENIOR ANIMAL CONTROL OFFICER	1.00	1.00	1.00	0.00
34C11	ANIMAL SERVICES SUPERVISOR	2.00	2.00	2.00	0.00
34H24	DEPUTY PUBLIC ADMINISTRATOR/GUARDIAN/CONSERVATOR I	2.50	2.50	3.50	1.00
34H34	DEPUTY PUBLIC ADMINISTRATOR/GUARDIAN/CONSERVATOR II	4.00	5.00	5.00	0.00
43B02	WATER QUALITY SPECIALIST	1.00	1.00	1.00	0.00
43J04	DEPARTMENTAL INFORMATION SYSTEMS SPECIALIST	10.00	11.00	11.00	0.00
43J05	DEPARTMENTAL INFORMATION SYSTEMS COORDINATOR	7.00	8.00	8.00	0.00
43J09	SENIOR DEPARTMENTAL INFORMATION SYSTEMS COORDINATOR	2.00	2.00	2.00	0.00
43J15	SUPERVISING DEPARTMENTAL INFORMATION SYSTEMS COORDINATOR	2.00	2.00	2.00	0.00
50B12	EMERGENCY MEDICAL SERVICES ANALYST	4.00	4.00	4.00	0.00
50C22	PUBLIC HEALTH MICROBIOLOGIST II	3.00	3.00	3.00	0.00
50C23	SENIOR PUBLIC HEALTH MICROBIOLOGIST	1.00	1.00	1.00	0.00
50C70	ASSISTANT DIRECTOR - PUBLIC HEALTH LABORATORY	1.00	1.00	1.00	0.00
50C80	DIRECTOR PUBLIC HEALTH LABORATORY	1.00	1.00	1.00	0.00
50C81	PUBLIC HEALTH CHEMIST	1.00	1.00	1.00	0.00
50E23	LABORATORY ASSISTANT	3.00	3.00	3.00	0.00
50F20	OCCUPATIONAL THERAPIST	1.00	1.00	1.00	0.00
50F23	OCCUPATIONAL THERAPIST-PHYSICALLY HANDICAPPED CHILDREN	3.40	3.40	3.90	0.50
50G23	PHYSICAL THERAPIST-PHYSICALLY HANDICAPPED CHILDREN	3.65	3.65	3.90	0.25
50G25	SENIOR THERAPIST-PHYSICALLY HANDICAPPED CHILDREN	1.80	1.80	2.00	0.20
50G31	SUPERVISING THERAPIST-MED THER PROG	1.00	1.00	1.00	0.00
50J01	CHRONIC DISEASE PREVENTION SPECIALIST I	24.00	24.00	24.00	0.00
50J11	CHRONIC DISEASE PREVENTION SPECIALIST II	13.00	15.00	16.00	1.00
50J21	CHRONIC DISEASE PREVENTION COORDINATOR	16.00	18.00	18.00	0.00
50K18	HEALTH PROGRAM COORDINATOR	5.00	7.00	7.00	0.00
50K19	HEALTH EDUCATION ASSISTANT	14.00	13.00	13.00	0.00
50K23	SENIOR HEALTH EDUCATOR	1.00	1.00	1.00	0.00
50L22	PUBLIC HEALTH NUTRITIONIST II	4.00	4.00	6.00	2.00
50L80	SUPERVISING PUBLIC HEALTH NUTRITIONIST	3.00	3.00	3.00	0.00

## Adopted 2024-2025 to Recommended 2025-2026 Positions

Classification Code	Classification Label	Adopted Budget 2023-2024	Adopted Budget 2024-2025	Recommended Budget 2025-2026	Change
50M21	REGISTERED VETERINARY TECHNICIAN	1.50	1.50	1.50	0.00
50M80	VETERINARIAN	1.50	1.50	1.50	0.00
50N11	PUBLIC HEALTH EPIDEMIOLOGIST II	5.00	5.00	5.00	0.00
50N22	SUPERVISING PUBLIC HEALTH EPIDEMIOLOGIST	2.00	2.00	2.00	0.00
50T01	MEDICAL RECORD TECHNICIAN I	2.00	2.00	2.00	0.00
50U16	BEHAVIORAL HEALTH AIDE	25.10	26.10	11.10	(15.00)
50U42	MEDICAL ASSISTANT	176.00	170.00	169.00	(1.00)
52A21	CLINIC NURSE	1.00	1.00	1.00	0.00
52A22	SENIOR CLINIC NURSE	9.00	9.00	9.00	0.00
52A83	SUPERVISING CLINIC NURSE	1.00	1.00	1.00	0.00
52A94	PSYCHIATRIC NURSE PRACTITIONER	3.00	2.00	2.00	0.00
52A97	CLINIC NURSE PRACTITIONER	9.00	9.00	9.00	0.00
52E01	PUBLIC HEALTH LICENSED VOCATIONAL NURSE	21.00	17.00	15.00	(2.00)
52E20	DIRECTOR OF PUBLIC HEALTH NURSING	1.00	1.00	1.00	0.00
52E22	PUBLIC HEALTH NURSE II	26.00	26.00	28.00	2.00
52E23	PUBLIC HEALTH NURSE III	3.00	3.00	3.00	0.00
52E80	SUPERVISING PUBLIC HEALTH NURSE	9.75	9.75	9.75	0.00
54B04	GENERAL INTERNIST	2.00	2.00	2.00	0.00
54B12	CONTRACT PHYSICIAN	45.60	46.60	50.60	4.00
54B13	CLINIC SERVICES MEDICAL DIRECTOR	1.00	1.00	1.00	0.00
54B90	CLINIC PHYSICIAN II	4.00	3.00	3.00	0.00
54C03	CLINIC PHYSICIAN ASSISTANT	9.00	9.00	9.00	0.00
54C05	PSYCHIATRIC PHYSICIAN ASSISTANT	2.00	1.00	1.00	0.00
60A21	CLINICAL PSYCHOLOGIST	12.00	10.00	10.00	0.00
60B21	PSYCHIATRIC SOCIAL WORKER II	186.00	168.00	153.00	(15.00)
60B23	BEHAVIORAL HEALTH UNIT SUPERVISOR	35.00	35.00	35.00	0.00
60B25	SENIOR PSYCHIATRIC SOCIAL WORKER	36.00	39.00	39.00	0.00
60C21	SOCIAL WORKER II	1.00	1.00	1.00	0.00
60C22	SOCIAL WORKER III	60.00	68.00	97.00	29.00
60C80	SOCIAL WORK SUPERVISOR I	1.00	1.00	1.00	0.00
60I10	DEPUTY DIRECTOR BEHAVIORAL HEALTH	4.00	4.00	4.00	0.00
60L01	PATIENT RIGHTS ADVOCATE	1.00	1.00	2.00	1.00
60P21	COMMUNITY SERVICE AIDE II	27.00	11.00	11.00	0.00
60P22	COMMUNITY SERVICE AIDE III	7.00	14.00	15.00	1.00
60P23	COMMUNITY SERVICE AIDE IV	4.00	4.00	4.00	0.00
70B03	ANIMAL CARE TECHNICIAN II	7.00	7.00	7.00	0.00
70B04	SENIOR ANIMAL CARE TECHNICIAN	1.00	1.00	1.00	0.00
72A23	BUILDING MAINTENANCE WORKER	1.00	1.00	1.00	0.00
72A81	BUILDING MAINTENANCE SUPERVISOR	1.00	1.00	1.00	0.00
80A31	SECRETARY	1.00	1.00	1.00	0.00
80A32	SENIOR SECRETARY	4.00	5.00	5.00	0.00



## Adopted 2024-2025 to Recommended 2025-2026 Positions

Classification Code	Classification Label	Adopted Budget 2023-2024	Adopted Budget 2024-2025	Recommended Budget 2025-2026	Change
80A99	ADMINISTRATIVE SECRETARY-CONFIDENTIAL	1.00	1.00	1.00	0.00
80E01	OFFICE ASSISTANT I	2.00	2.00	2.00	0.00
80E21	OFFICE ASSISTANT II	11.00	11.00	9.00	(2.00)
80E22	OFFICE ASSISTANT III	24.00	23.00	17.00	(6.00)
80E24	OFFICE ASSISTANT II-SB525	-	-	2.00	2.00
80E25	OFFICE ASSISTANT III-SB525	-	-	7.00	7.00
80E80	PRINCIPAL OFFICE ASSISTANT	5.00	6.00	6.00	0.00
80E82	SUPERVISING OFFICE ASSISTANT II	1.00	1.00	1.00	0.00
80E93	SUPERVISING VITAL RECORDS SPECIALIST	1.00	1.00	1.00	0.00
80J20	ACCOUNTING CLERICAL SUPERVISOR	1.00	1.00	1.00	0.00
80J22	SENIOR ACCOUNT CLERK	6.00	5.00	5.00	0.00
80J30	ACCOUNTING TECHNICIAN	12.00	13.00	13.00	0.00
80K25	CLINIC OPERATIONS SUPERVISOR	11.00	13.00	13.00	0.00
80L02	PATIENT SERVICES REPRESENTATIVE II	81.00	87.00	87.00	0.00
80L03	SENIOR PATIENT SERVICES REPRESENTATIVE	1.00	1.00	1.00	0.00
80L04	SUPERVISING PATIENT SERVICES REPRESENTATIVE	5.00	5.00	5.00	0.00
80M02	PATIENT FINANCIAL SERVICES SPECIALIST II	16.00	16.00	16.00	0.00
80M03	SENIOR PATIENT FINANCIAL SERVICES SPECIALIST	2.00	2.00	2.00	0.00
80M04	SUPERVISING PATIENT FINANCIAL SERVICES SPECIALIST	2.00	2.00	2.00	0.00
80U21	TELEPHONE OPERATOR	1.00	1.00	1.00	0.00
<b>Total</b>		1,271.30	1,268.30	1,282.75	14.45

## Augmentation Requests

Request Code	Request Name	Ranking Type Name	Requested Amount	Requested FTE	Recommended Budget	Recommended FTE
400002-1001-AUG012	ADD POSITION CDPS ii	Request New Position	-	1.00	-	1.00
400003-1380-AUG004	Spay/Neuter Clinics	New Program/Service w/ General Fund Funding	101,780	-	75,000	-
400003-1380-AUG017	Transfer of costs from 400018 to 40003	New Program/Service w/ General Fund Funding	226,052	-	-	-
400005-1310-AUG001	CNTRCT PHYSCN1	Request New Position	-	1.00	-	1.00
400005-1310-AUG002	CNTRCT PHYSCN2	Request New Position	-	1.00	-	1.00
400005-1310-AUG003	MA II 3	Request New Position	-	1.00	-	1.00
400005-1310-AUG004	FM I 4	Request New Position	-	1.00	-	1.00
400005-1310-AUG005	PTNT RGHTS ADV 5	Request New Position	-	1.00	-	1.00
400005-1310-AUG006	CNTRCT PHYSCN2	Request New Position	-	1.00	-	1.00
400005-1310-AUG007	CNTRCT PHYSCN7	Request New Position	-	1.00	-	1.00
400011-1001-AUG005	Overtime	New Program/Service w/ General Fund Funding	20,000	-	15,000	-
400018-1001-AUG001	Animal Control Officer	Request New Position	-	1.00	-	-
400018-1001-AUG006	Animal Care Technician II	Request New Position	-	1.00	-	-

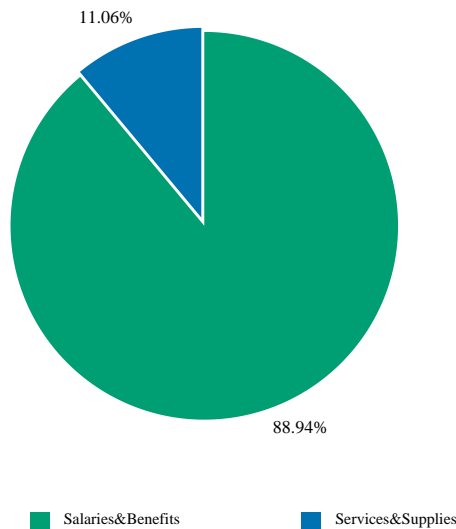
## Augmentation Requests

Request Code	Request Name	Ranking Type Name	Requested Amount	Requested FTE	Recommended Budget	Recommended FTE
400018-1001-AUG007	Office Assistant II	Request New Position	-	1.00	-	-
400018-1001-AUG008	Management Analyst I	Request New Position	-	1.00	-	-
400018-1001-AUG009	Spay and Neuter Clinic	New Program/Service w/ General Fund Funding	-	-	75,000	-
400023-1001-AUG011	New position Deputy Public Adm/Guardian/Cons. I	Request New Position	2	1.00	-	1.00
400026-1001-AUG013	Add 1.00 FTE PHNT II - WIC	Request New Position	-	1.00	-	1.00
400026-1001-AUG014	Add 1.00 FTE CSA III - CHVP	Request New Position	-	1.00	-	1.00
400026-1001-AUG015	Add 1.00 FTE PHNT II - CHVP	Request New Position	-	1.00	-	1.00
400029-1330-AUG016	Realignment Funding for Aug013	Request New Position	149,911	-	-	-
400029-1330-AUG017	Realignment Funding for Aug015	Request New Position	149,911	-	-	-
<b>Grand Total:</b>			<b>647,656</b>	<b>16.00</b>	<b>165,000</b>	<b>12.00</b>

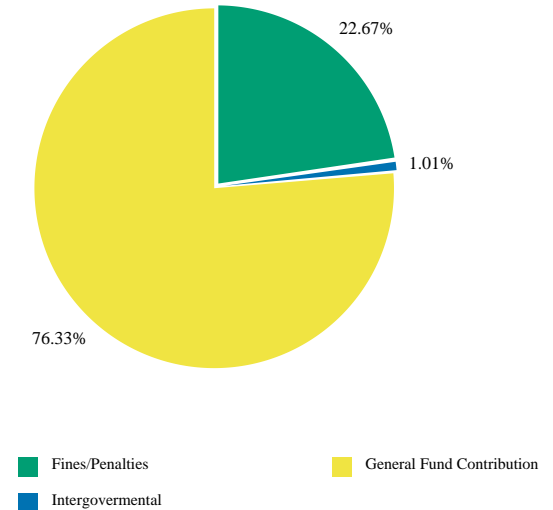
# Health Department Administration

(Budget Unit 400001 - Fund 1001 - Appropriation Unit HEA100)

## Use of Funds



## Source of Funds



## Use of Funds

Expenditures	Prior Year 2023-2024	Adopted Budget 2024-2025	CY Estimate 2024-2025	Requested Budget 2025-2026	Recommended Budget 2025-2026	Recommended Change from Adopted
Salaries and Employee Benefits	\$ 9,814,917	\$ 10,636,598	\$ 9,654,523	\$ 12,431,412	\$ 12,431,412	\$ 1,794,814
Services and Supplies	2,459,501	1,335,351	1,660,513	1,546,136	1,546,136	210,785
Other Charges	(9,230,236)	(9,985,530)	(9,333,237)	(11,771,766)	(11,771,766)	(1,786,236)
Capital Assets	112,185	-	500	-	-	-
<b>Subtotal</b>	<b>\$ 3,156,367</b>	<b>\$ 1,986,419</b>	<b>\$ 1,982,299</b>	<b>\$ 2,205,781</b>	<b>\$ 2,205,781</b>	<b>\$ 219,362</b>

## Source of Funds

Revenues	Prior Year 2023-2024	Adopted Budget 2024-2025	CY Estimate 2024-2025	Requested Budget 2025-2026	Recommended Budget 2025-2026	Recommended Change from Adopted
Fines	\$ 225,076	\$ 0	\$ 300,000	\$ 500,000	\$ 500,000	\$ 500,000
Intergovernmental Revenues	1,358,263	0	205,630	22,203	22,203	22,203
Charges For Services	8,608	-	-	-	-	-
<b>Subtotal</b>	<b>\$ 1,591,948</b>	<b>\$ 0</b>	<b>\$ 505,630</b>	<b>\$ 522,203</b>	<b>\$ 522,203</b>	<b>\$ 522,203</b>
General Fund Contributions	1,564,420	1,986,419	1,476,669	1,683,578	1,683,578	(302,841)
<b>Total Source of Funds</b>	<b>\$ 3,156,367</b>	<b>\$ 1,986,419</b>	<b>\$ 1,982,299</b>	<b>\$ 2,205,781</b>	<b>\$ 2,205,781</b>	<b>\$ 219,362</b>

## Unit Description

Health Department Administration Bureau provides operating Bureaus/Divisions with infrastructure and support services. These services include: departmentwide administration, budget, and accounting oversight, human resources services, management information systems support, management of public health accreditations processes, and facilities management.

## Recommended FY 2025-2026 Positions

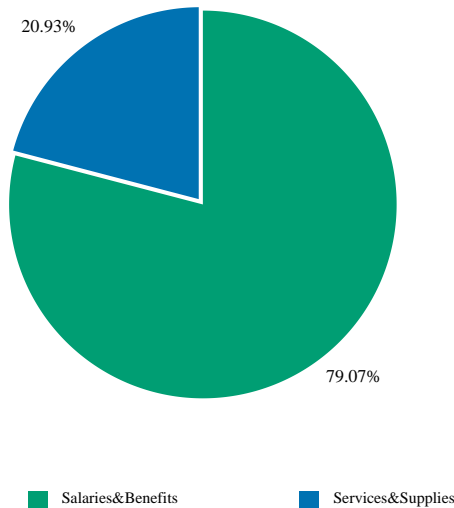
Classification Code	Classification Label	FTE
11A09	DIRECTOR HEALTH SERVICES	1.00
12C05	ASSISTANT DIRECTOR OF HEALTH SERVICES	1.00
14A10	PROJECT MANAGER I	1.00
14A11	PROJECT MANAGER II	1.00
14B21	ASSOCIATE PERSONNEL ANALYST	8.00

14B32	SENIOR PERSONNEL ANALYST	4.00
14B66	DEPARTMENTAL HR MANAGER	1.00
14C30	MANAGEMENT ANALYST II	7.00
14C31	MANAGEMENT ANALYST III	3.00
14H03	PERSONNEL TECHNICIAN- CONFIDENTIAL	6.00
14N06	OPERATIONS MANAGER	1.00
16C87	BUSINESS TECHNOLOGY ANALYST II	3.00
16C88	BUSINESS TECHNOLOGY ANALYST III	2.00
16C93	BUSINESS TECHNOLOGY ANALYST IV	2.00
16F41	DEPARTMENTAL INFORMATION SYSTEMS MANAGER II	1.00
20B11	ACCOUNTANT II	1.00
20B12	ACCOUNTANT III	1.00
20B93	FINANCE MANAGER II	1.00
20B94	FINANCE MANAGER III	1.00
43J05	DEPARTMENTAL INFORMATION SYSTEMS COORDINATOR	4.00
43J09	SENIOR DEPARTMENTAL INFORMATION SYSTEMS COORDINATOR	2.00
43J15	SUPERVISING DEPARTMENTAL INFORMATION SYSTEMS COORDINATOR	1.00
50J21	CHRONIC DISEASE PREVENTION COORDINATOR	1.00
72A23	BUILDING MAINTENANCE WORKER	1.00
72A81	BUILDING MAINTENANCE SUPERVISOR	1.00
80A99	ADMINISTRATIVE SECRETARY- CONFIDENTIAL	1.00
80E22	OFFICE ASSISTANT III	1.00
80E80	PRINCIPAL OFFICE ASSISTANT	1.00
80J20	ACCOUNTING CLERICAL SUPERVISOR	1.00
80J22	SENIOR ACCOUNT CLERK	1.00
80J30	ACCOUNTING TECHNICIAN	5.00
80U21	TELEPHONE OPERATOR	1.00
Total		67.00

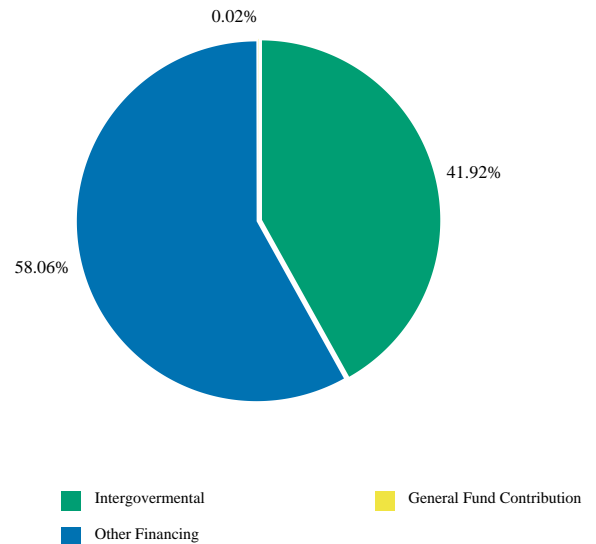
# Office of Equity

(Budget Unit 400002 - Fund 1001 - Appropriation Unit HEA100)

## Use of Funds



## Source of Funds



## Use of Funds

Expenditures	Prior Year 2023-2024	Adopted Budget 2024-2025	CY Estimate 2024-2025	Requested Budget 2025-2026	Recommended Budget 2025-2026	Recommended Change from Adopted
Salaries and Employee Benefits	\$ -	\$ 4,043,206	\$ 2,628,237	\$ 4,151,820	\$ 4,151,819	\$ 108,613
Services and Supplies	-	2,777,638	2,258,855	1,098,961	1,098,961	(1,678,677)
Other Charges	-	(782,939)	0	(34,638)	(34,638)	748,301
Capital Assets	-	0	130,799	-	-	0
<b>Subtotal</b>	<b>\$ -</b>	<b>\$ 6,037,905</b>	<b>\$ 5,017,891</b>	<b>\$ 5,216,143</b>	<b>\$ 5,216,143</b>	<b>\$ (821,762)</b>

## Source of Funds

Revenues	Prior Year 2023-2024	Adopted Budget 2024-2025	CY Estimate 2024-2025	Requested Budget 2025-2026	Recommended Budget 2025-2026	Recommended Change from Adopted
Intergovernmental Revenues	\$ -	\$ 3,972,492	\$ 4,090,783	\$ 2,186,773	\$ 2,186,773	\$ (1,785,719)
Other Financing Sources	-	2,065,412	927,109	3,028,266	3,028,266	962,854
<b>Subtotal</b>	<b>\$ -</b>	<b>\$ 6,037,904</b>	<b>\$ 5,017,892</b>	<b>\$ 5,215,039</b>	<b>\$ 5,215,039</b>	<b>\$ (822,865)</b>
General Fund Contributions	-	1	(1)	1,105	1,104	1,103
<b>Total Source of Funds</b>	<b>\$ -</b>	<b>\$ 6,037,905</b>	<b>\$ 5,017,891</b>	<b>\$ 5,216,143</b>	<b>\$ 5,216,143</b>	<b>\$ (821,762)</b>

## Unit Description

The Office of Equity plays a pivotal role in advancing the Health Department's mission to enhance, protect, and improve the health of the people of Monterey County by focusing on three key areas. First, the Office of Equity stewards the Health Department's Strategic Plan, ensuring that its goals and objectives align with the Department's commitment to equity. Second, it is responsible for aligning and monitoring the Department's performance standards to meet national public health accreditation requirements, ensuring the highest standards of public health practice. Third, the Office of Equity addresses the social and environmental determinants of health by implementing policies and practices that promote equitable health outcomes across communities.

Expanding its reach, the Office of Equity also enhances access to care by identifying barriers within the healthcare system and developing strategies to overcome them, ensuring that all community members, regardless of their socio-economic status, have the ability to obtain the care they need. This commitment to improving access is part of a broader effort to support health equity improvement in both the Health Department and the wider community.

In support of these efforts, the Office of Equity aids Health Department programs and community organizations through program evaluations, responding to requests for data on chronic diseases and the built environment, conducting health impact reviews, and providing grant

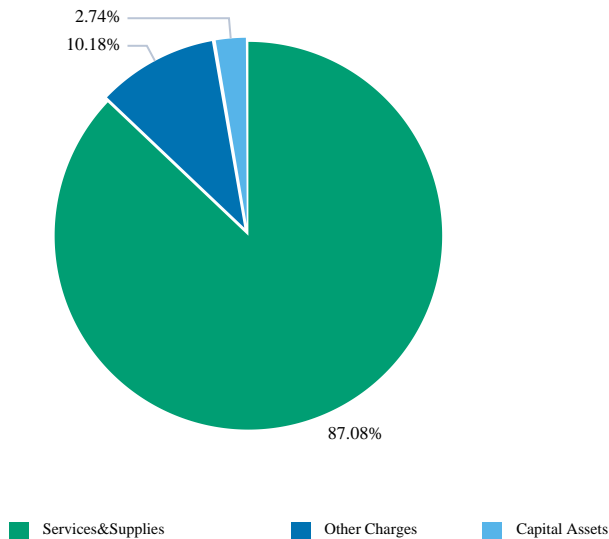
writing assistance for initiatives that span across multiple systems. These activities not only bolster the Health Department's capacity to address health disparities but also strengthen the foundation for a healthier, more equitable community.

Recommended FY 2025-2026 Positions		
Classification Code	Classification Label	FTE
14C30	MANAGEMENT ANALYST II	4.00
14C31	MANAGEMENT ANALYST III	1.00
14C48	PUBLIC HEALTH PROGRAM MANAGER II	1.00
14C80	PUBLIC HEALTH PROGRAM MANAGER I	1.00
50J11	CHRONIC DISEASE PREVENTION SPECIALIST II	4.00
50J21	CHRONIC DISEASE PREVENTION COORDINATOR	6.00
50N11	PUBLIC HEALTH EPIDEMIOLOGIST II	2.00
50N22	SUPERVISING PUBLIC HEALTH EPIDEMIOLOGIST	1.00
60P22	COMMUNITY SERVICE AIDE III	9.00
80E21	OFFICE ASSISTANT II	1.00
Total		30.00

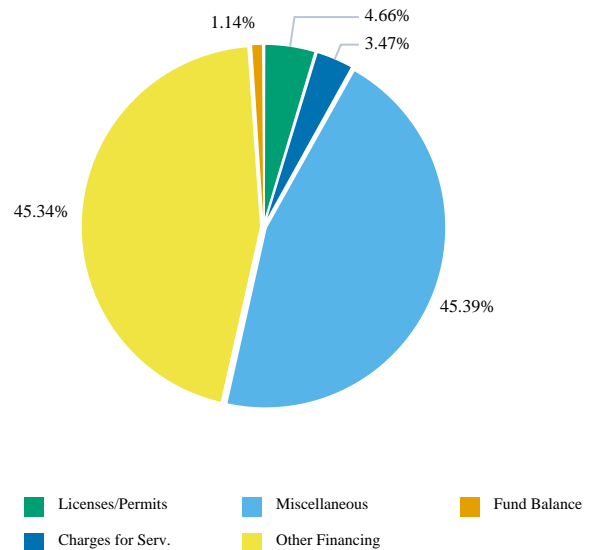
# Animal Services JPA

(Budget Unit 400003 – Fund 1380 - Appropriation Unit HEA101)

## Use of Funds



## Source of Funds



## Use of Funds

Expenditures	Prior Year 2023-2024	Adopted Budget 2024-2025	CY Estimate 2024-2025	Requested Budget 2025-2026	Recommended Budget 2025-2026	Recommended Change from Adopted
Salaries and Employee Benefits	\$ -	\$ 3,372,933	\$ 7,042	\$ -	\$ -	\$ (3,372,933)
Services and Supplies	4,712,379	2,103,176	5,151,271	6,249,631	5,753,435	3,650,259
Other Charges	365,091	463,059	468,695	672,664	672,664	209,605
Capital Assets	116,252	203,600	261,672	181,000	181,000	(22,600)
<b>Subtotal</b>	<b>\$ 5,193,722</b>	<b>\$ 6,142,768</b>	<b>\$ 5,888,680</b>	<b>\$ 7,103,295</b>	<b>\$ 6,607,099</b>	<b>\$ 464,331</b>

## Source of Funds

Revenues	Prior Year 2023-2024	Adopted Budget 2024-2025	CY Estimate 2024-2025	Requested Budget 2025-2026	Recommended Budget 2025-2026	Recommended Change from Adopted
Licenses, Permits, and Franchises	\$ 289,276	\$ 303,000	\$ 255,991	\$ 308,000	\$ 308,000	\$ 5,000
Charges For Services	320,255	219,000	217,000	229,000	229,000	10,000
Miscellaneous Revenues	2,330,534	2,750,658	2,635,500	3,242,522	2,999,158	248,500
Other Financing Sources	2,255,001	0	2,780,188	2,995,941	2,995,941	2,995,941
<b>Subtotal</b>	<b>\$ 5,195,066</b>	<b>\$ 3,272,658</b>	<b>\$ 5,888,680</b>	<b>\$ 6,775,463</b>	<b>\$ 6,532,099</b>	<b>\$ 3,259,441</b>
Fund Balance	\$ (1,344)	\$ 2,870,110	\$ 0	\$ 327,832	\$ 75,000	\$ (2,795,110)
<b>Total Source of Funds</b>	<b>\$ 5,193,722</b>	<b>\$ 6,142,768</b>	<b>\$ 5,888,680</b>	<b>\$ 7,103,295</b>	<b>\$ 6,607,099</b>	<b>\$ 464,331</b>

## Unit Description

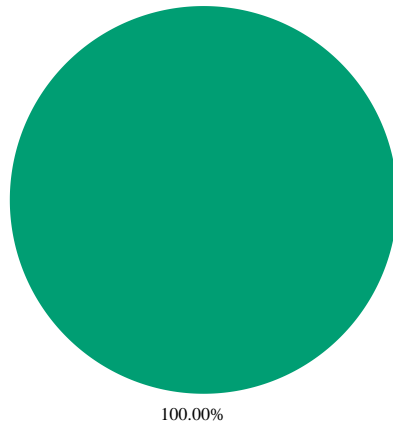
Hitchcock Road Animal Services provides protection to the residents of County of Monterey through rabies and stray animal control. Animal Services also provides public education, volunteer opportunities, field response for dangerous animals and nuisance complaints, pet licensing, spay and neuter services and shelter for approximately 4,000 animals

annually, which largely consist of animals coming in as stray and roaming animals. Join Exercise of Powers Agreement (JPA) established in January 2023, between County of Monterey and City of Salinas, with the County of Monterey as the lead agency. JPA created to meet financial activity and be a standalone agency, where both agencies contribute towards the overall costs of operations.

# Whole Person Care

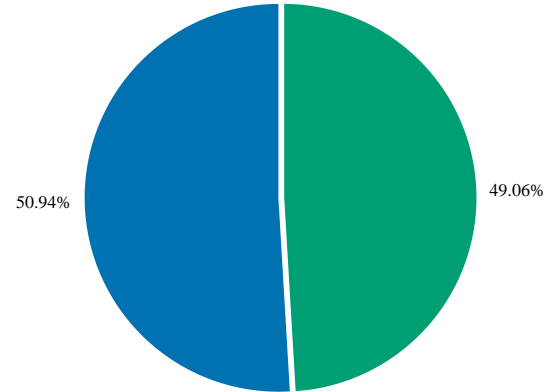
(Budget Unit 400004 - Fund 1310 - Appropriation Unit HEA102)

## Use of Funds



Services&Supplies

## Source of Funds



Intergovernmental

Fund Balance

## Use of Funds

Expenditures	Prior Year 2023-2024	Adopted Budget 2024-2025	CY Estimate 2024-2025	Requested Budget 2025-2026	Recommended Budget 2025-2026	Recommended Change from Adopted
Services and Supplies	\$ 1,002,305	\$ -	\$ -	\$ 8,000,000	\$ 8,000,000	\$ 8,000,000
Other Charges	-	-	2,500,000	-	-	-
Capital Assets	-	639,000	639,000	-	-	(639,000)
Other Financing Uses	145,282	1,250,000	1,250,000	-	-	(1,250,000)
<b>Subtotal</b>	<b>\$ 1,147,587</b>	<b>\$ 1,889,000</b>	<b>\$ 4,389,000</b>	<b>\$ 8,000,000</b>	<b>\$ 8,000,000</b>	<b>\$ 6,111,000</b>

## Source of Funds

Revenues	Prior Year 2023-2024	Adopted Budget 2024-2025	CY Estimate 2024-2025	Requested Budget 2025-2026	Recommended Budget 2025-2026	Recommended Change from Adopted
Intergovernmental Revenues	\$ -	\$ -	\$ -	\$ 3,924,669	\$ 3,924,669	\$ 3,924,669
<b>Subtotal</b>	<b>\$ -</b>	<b>\$ -</b>	<b>\$ -</b>	<b>\$ 3,924,669</b>	<b>\$ 3,924,669</b>	<b>\$ 3,924,669</b>
Fund Balance	\$ 1,147,587	\$ 1,889,000	\$ 4,389,000	\$ 4,075,331	\$ 4,075,331	\$ 2,186,331
<b>Total Source of Funds</b>	<b>\$ 1,147,587</b>	<b>\$ 1,889,000</b>	<b>\$ 4,389,000</b>	<b>\$ 8,000,000</b>	<b>\$ 8,000,000</b>	<b>\$ 6,111,000</b>

## Unit Description

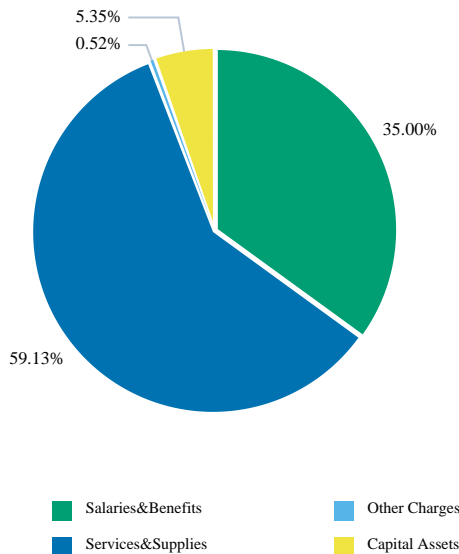
The unit provides enhanced care coordination services to vulnerable high-cost service utilizers experiencing homelessness and a mental health or substance abuse disorder. Services are provided in coordination with Public Health, Behavioral Health, Social Services, Natividad Medical Center, and community-based organizations.



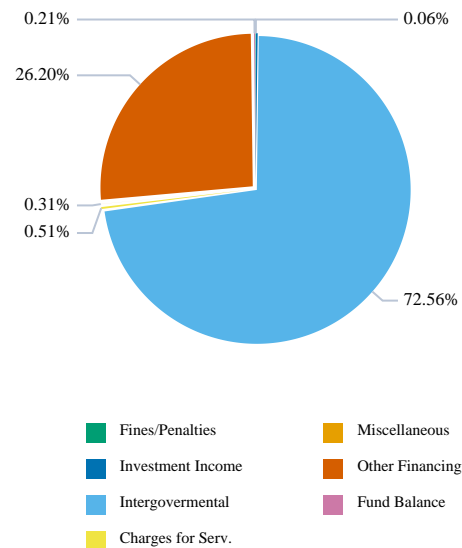
# Behavioral Health

(Budget Unit 400005 - Fund 1310 - Appropriation Unit HEA103)

## Use of Funds



## Source of Funds



## Use of Funds

Expenditures	Prior Year 2023-2024	Adopted Budget 2024-2025	CY Estimate 2024-2025	Requested Budget 2025-2026	Recommended Budget 2025-2026	Recommended Change from Adopted
Salaries and Employee Benefits	\$ 61,196,285	\$ 61,655,407	\$ 60,167,490	\$ 66,956,279	\$ 66,956,279	\$ 5,300,872
Services and Supplies	99,147,068	94,219,462	101,403,152	113,129,905	113,129,905	18,910,443
Other Charges	3,439,299	1,565,577	1,937,587	988,115	988,115	(577,462)
Capital Assets	211,492	11,329,505	14,701,761	10,241,978	10,241,978	(1,087,527)
<b>Subtotal</b>	<b>\$ 163,994,144</b>	<b>\$ 168,769,951</b>	<b>\$ 178,209,989</b>	<b>\$ 191,316,276</b>	<b>\$ 191,316,276</b>	<b>\$ 22,546,325</b>

## Source of Funds

Revenues	Prior Year 2023-2024	Adopted Budget 2024-2025	CY Estimate 2024-2025	Requested Budget 2025-2026	Recommended Budget 2025-2026	Recommended Change from Adopted
Fines	\$ 107,513	\$ 115,000	\$ 123,243	\$ 123,243	\$ 123,243	\$ 8,243
Revenue from Use of Money & Property	807,536	239,237	260,883	260,883	260,883	21,646
Intergovernmental Revenues	110,821,037	116,013,824	144,248,196	138,826,261	138,826,261	22,812,437
Charges For Services	882,948	1,594,692	989,415	980,916	980,916	(613,776)
Miscellaneous Revenues	3,772,408	232,500	1,031,871	600,276	600,276	367,776
Other Financing Sources	34,329,753	46,578,216	28,864,859	50,127,479	50,127,479	3,549,263
<b>Subtotal</b>	<b>\$ 150,721,194</b>	<b>\$ 164,773,469</b>	<b>\$ 175,518,468</b>	<b>\$ 190,919,058</b>	<b>\$ 190,919,058</b>	<b>\$ 26,145,589</b>
Fund Balance	\$ 13,272,950	\$ 3,996,482	\$ 2,691,521	\$ 397,218	\$ 397,218	\$ (3,599,264)
<b>Total Source of Funds</b>	<b>\$ 163,994,144</b>	<b>\$ 168,769,951</b>	<b>\$ 178,209,989</b>	<b>\$ 191,316,276</b>	<b>\$ 191,316,276</b>	<b>\$ 22,546,325</b>

## Unit Description

Pursuant to Welfare and Institutions Code Section 5600, the Behavioral Health Bureau provides a continuum of County operated and community-based substance use disorder and mental health services. The program provides community prevention programs, crisis intervention, inpatient psychiatric services, social rehabilitation, supportive housing, and outpatient services primarily to Monterey County Medi-Cal beneficiaries Health

who meet the State Department of Health Care Services, Mental Health Division's medical necessity criteria. In addition, the program also serves many non-Medi-Cal eligible residents who have behavioral health disorders. For instance, the program serves non-Medi-Cal eligible children who meet the Seriously Emotionally Disturbed definition under the Education-Related Mental Health Services Program. The passage of AB 100 realignment and the restructuring of the State Departments of Mental Health and Alcohol and Drugs resulted in a significant transition

of Behavioral Health Services from the State to counties. Behavioral Health Administration provides administrative support to both Mental Health and Substance Use Disorder Programs. This unit includes quality management for Medi-Cal and non-Medi-Cal clinical services; budget development, management, and monitoring; accounts receivable/payable, and procurement; Medi-Cal billing; electronic health records maintenance; information technology support; grants management; contract management; housing projects administration; capital projects development and coordination; workforce education and training coordination; human resources services; purchasing; and executive management.

### Recommended FY 2025-2026 Positions

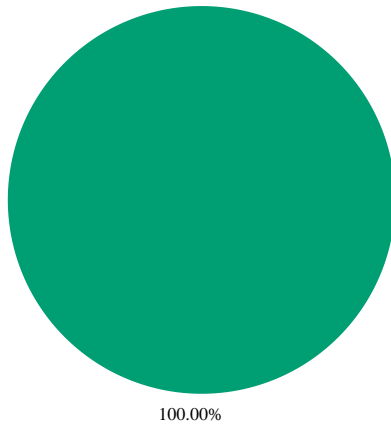
Classification Code	Classification Label	FTE
12E04	BUREAU CHIEF	1.00
14C30	MANAGEMENT ANALYST II	13.00
14C31	MANAGEMENT ANALYST III	5.00
14K41	BEHAVIORAL HEALTH SERVICES MANAGER II	16.00
14K44	ASSISTANT BUREAU CHIEF	1.00
20B10	ACCOUNTANT I	1.00
20B11	ACCOUNTANT II	1.00
20B12	ACCOUNTANT III	4.00
20B93	FINANCE MANAGER II	1.00
20B95	FINANCE MANAGER I	2.00
43J04	DEPARTMENTAL INFORMATION SYSTEMS SPECIALIST	5.00
43J05	DEPARTMENTAL INFORMATION SYSTEMS COORDINATOR	3.00
43J15	SUPERVISING DEPARTMENTAL INFORMATION SYSTEMS COORDINATOR	1.00
50F20	OCCUPATIONAL THERAPIST	1.00
50J11	CHRONIC DISEASE PREVENTION SPECIALIST II	1.00
50J21	CHRONIC DISEASE PREVENTION COORDINATOR	2.00
50N11	PUBLIC HEALTH EPIDEMIOLOGIST II	1.00

50T01	MEDICAL RECORD TECHNICIAN I	2.00
50U16	BEHAVIORAL HEALTH AIDE	9.10
50U42	MEDICAL ASSISTANT	24.00
52A94	PSYCHIATRIC NURSE PRACTITIONER	2.00
52E01	PUBLIC HEALTH LICENSED VOCATIONAL NURSE	9.00
52E22	PUBLIC HEALTH NURSE II	2.00
54B12	CONTRACT PHYSICIAN	22.00
60A21	CLINICAL PSYCHOLOGIST	10.00
60B21	PSYCHIATRIC SOCIAL WORKER II	149.00
60B23	BEHAVIORAL HEALTH UNIT SUPERVISOR	35.00
60B25	SENIOR PSYCHIATRIC SOCIAL WORKER	38.00
60C22	SOCIAL WORKER III	93.00
60I10	DEPUTY DIRECTOR BEHAVIORAL HEALTH	4.00
60L01	PATIENT RIGHTS ADVOCATE	2.00
80A31	SECRETARY	1.00
80A32	SENIOR SECRETARY	4.00
80E24	OFFICE ASSISTANT II-SB525	2.00
80E25	OFFICE ASSISTANT III-SB525	4.00
80J30	ACCOUNTING TECHNICIAN	3.00
80K25	CLINIC OPERATIONS SUPERVISOR	3.00
80L02	PATIENT SERVICES REPRESENTATIVE II	22.00
80L03	SENIOR PATIENT SERVICES REPRESENTATIVE	1.00
80L04	SUPERVISING PATIENT SERVICES REPRESENTATIVE	3.00
80M02	PATIENT FINANCIAL SERVICES SPECIALIST II	4.00
80M03	SENIOR PATIENT FINANCIAL SERVICES SPECIALIST	1.00
80M04	SUPERVISING PATIENT FINANCIAL SERVICES SPECIALIST	1.00
Total		509.10

# Behavioral Health - 2011 Realignment

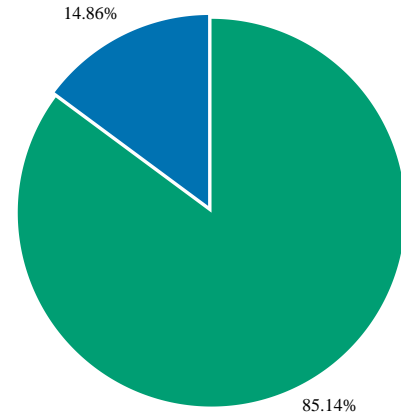
## (Budget Unit 400006 - Fund 1300 - Appropriation Unit HEA104)

### Use of Funds



Other Fin. Uses

### Source of Funds



Intergovernmental

Fund Balance

### Use of Funds

Expenditures	Prior Year 2023-2024	Adopted Budget 2024-2025	CY Estimate 2024-2025	Requested Budget 2025-2026	Recommended Budget 2025-2026	Recommended Change from Adopted
Other Financing Uses	\$ 24,004,005	\$ 30,888,954	\$ 27,306,910	\$ 37,551,921	\$ 37,551,921	\$ 6,662,967
<b>Subtotal</b>	<b>\$ 24,004,005</b>	<b>\$ 30,888,954</b>	<b>\$ 27,306,910</b>	<b>\$ 37,551,921</b>	<b>\$ 37,551,921</b>	<b>\$ 6,662,967</b>

### Source of Funds

Revenues	Prior Year 2023-2024	Adopted Budget 2024-2025	CY Estimate 2024-2025	Requested Budget 2025-2026	Recommended Budget 2025-2026	Recommended Change from Adopted
Intergovernmental Revenues	\$ 28,943,591	\$ 30,376,950	\$ 28,113,051	\$ 31,970,249	\$ 31,970,249	\$ 1,593,299
<b>Subtotal</b>	<b>\$ 28,943,591</b>	<b>\$ 30,376,950</b>	<b>\$ 28,113,051</b>	<b>\$ 31,970,249</b>	<b>\$ 31,970,249</b>	<b>\$ 1,593,299</b>
Fund Balance	\$ (4,939,587)	\$ 512,004	\$ (806,141)	\$ 5,581,672	\$ 5,581,672	\$ 5,069,668
<b>Total Source of Funds</b>	<b>\$ 24,004,005</b>	<b>\$ 30,888,954</b>	<b>\$ 27,306,910</b>	<b>\$ 37,551,921</b>	<b>\$ 37,551,921</b>	<b>\$ 6,662,967</b>

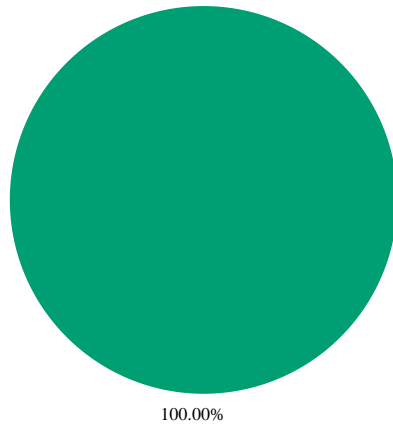
### Unit Description

The Local Revenue Fund, Fund 1305, was established in FY 2011-12 pursuant to AB 118, to recognize and track non-health and social services sales tax revenue and vehicle license fee realignment funds. For consistency in the treatment of 2011 revenue, effective in March 2015, recognition and tracking of Behavioral Health Sub-account revenue receipts was transferred to Fund 1305. The Recommended Budget of \$37,551,921 represents the amount available to fund eligible expenditures during the budget year and is financed with estimated revenue and use of fund balance.

# Behavioral Health - 1991 Realignment

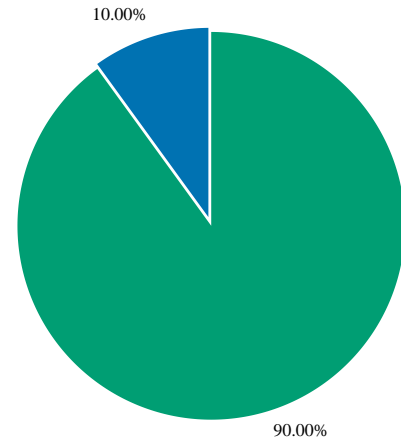
(Budget Unit 400007 - Fund 1330 - Appropriation Unit HEA105)

## Use of Funds



Other Fin. Uses

## Source of Funds



Intergovernmental

Fund Balance

## Use of Funds

Expenditures	Prior Year 2023-2024	Adopted Budget 2024-2025	CY Estimate 2024-2025	Requested Budget 2025-2026	Recommended Budget 2025-2026	Recommended Change from Adopted
Other Financing Uses	\$ 8,111,449	\$ 12,939,238	\$ 10,301,721	\$ 11,445,417	\$ 11,445,417	\$ (1,493,821)
<b>Subtotal</b>	<b>\$ 8,111,449</b>	<b>\$ 12,939,238</b>	<b>\$ 10,301,721</b>	<b>\$ 11,445,417</b>	<b>\$ 11,445,417</b>	<b>\$ (1,493,821)</b>

## Source of Funds

Revenues	Prior Year 2023-2024	Adopted Budget 2024-2025	CY Estimate 2024-2025	Requested Budget 2025-2026	Recommended Budget 2025-2026	Recommended Change from Adopted
Intergovernmental Revenues	\$ 10,300,721	\$ 10,301,721	\$ 12,018,508	\$ 10,300,716	\$ 10,300,716	\$ (1,005)
<b>Subtotal</b>	<b>\$ 10,300,721</b>	<b>\$ 10,301,721</b>	<b>\$ 12,018,508</b>	<b>\$ 10,300,716</b>	<b>\$ 10,300,716</b>	<b>\$ (1,005)</b>
Fund Balance	\$ (2,189,273)	\$ 2,637,517	\$ (1,716,787)	\$ 1,144,701	\$ 1,144,701	\$ (1,492,816)
<b>Total Source of Funds</b>	<b>\$ 8,111,449</b>	<b>\$ 12,939,238</b>	<b>\$ 10,301,721</b>	<b>\$ 11,445,417</b>	<b>\$ 11,445,417</b>	<b>\$ (1,493,821)</b>

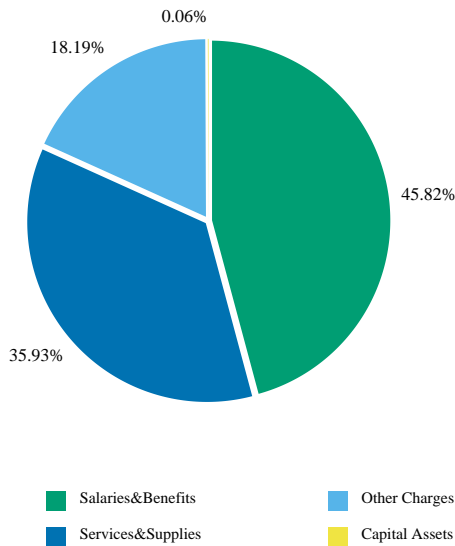
## Unit Description

The Health & Welfare Realignment Fund, Fund 1333, was established in FY 2012-13 to comply with new 1991 Realignment accounting and funding methodologies adopted by the State. Fund 1333 serves as the repository and appropriation unit for all realignment funds. Effective March 2015, the recognition and tracking of 1991 Realignment receipts for Mental Health was transferred to Fund 1333. The Recommended Budget of \$11,445,417 represents the estimated the amount available to fund eligible expenditures during the budget year and is financed with estimated revenue and use of fund balance.

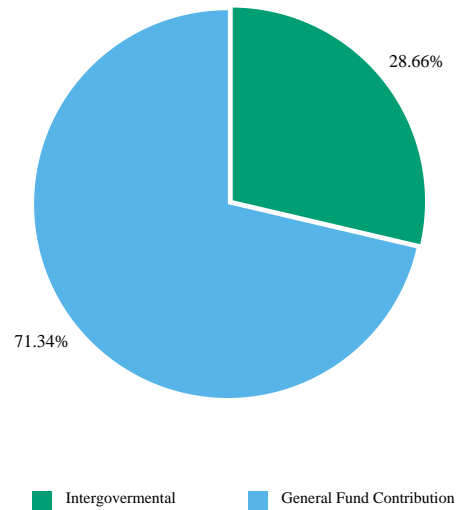
# Clinic Services Administration

(Budget Unit 400008 - Fund 1001 - Appropriation Unit HEA106)

## Use of Funds



## Source of Funds



## Use of Funds

Expenditures	Prior Year 2023-2024	Adopted Budget 2024-2025	CY Estimate 2024-2025	Requested Budget 2025-2026	Recommended Budget 2025-2026	Recommended Change from Adopted
Salaries and Employee Benefits	\$ 7,129,840	\$ 8,850,610	\$ 9,068,993	\$ 10,471,417	\$ 10,471,417	\$ 1,620,807
Services and Supplies	7,090,991	6,520,624	7,188,846	8,210,023	8,210,023	1,689,399
Other Charges	3,786,127	2,561,684	2,561,457	4,155,623	4,155,623	1,593,939
Capital Assets	113,967	56,556	10,939	14,803	14,803	(41,753)
<b>Subtotal</b>	<b>\$ 18,120,924</b>	<b>\$ 17,989,474</b>	<b>\$ 18,830,235</b>	<b>\$ 22,851,866</b>	<b>\$ 22,851,866</b>	<b>\$ 4,862,392</b>

## Source of Funds

Revenues	Prior Year 2023-2024	Adopted Budget 2024-2025	CY Estimate 2024-2025	Requested Budget 2025-2026	Recommended Budget 2025-2026	Recommended Change from Adopted
Intergovernmental Revenues	\$ 8,777,204	\$ 5,968,072	\$ 6,852,787	\$ 6,550,333	\$ 6,550,333	\$ 582,261
Charges For Services	817,589	376,173	80,151	-	-	(376,173)
<b>Subtotal</b>	<b>\$ 9,594,793</b>	<b>\$ 6,344,245</b>	<b>\$ 6,932,938</b>	<b>\$ 6,550,333</b>	<b>\$ 6,550,333</b>	<b>\$ 206,088</b>
General Fund Contributions	8,526,131	11,645,229	11,897,297	16,301,533	16,301,533	4,656,304
<b>Total Source of Funds</b>	<b>\$ 18,120,924</b>	<b>\$ 17,989,474</b>	<b>\$ 18,830,235</b>	<b>\$ 22,851,866</b>	<b>\$ 22,851,866</b>	<b>\$ 4,862,392</b>

## Unit Description

The Clinic Services Administration Unit centralizes all administrative functions necessary for the efficient management of the County-operated Federally Qualified Health Centers (FQHC) clinics, and to maintain and expand FQHC status. The functions encompassed are administration, finance, quality improvement, and customer service. Administration provides leadership, administrative support, service delivery and strategic planning, contracting, and provider credentialing. Finance is responsible for fiscal reporting and oversight, and for all medical payor and patient billing, and processes applications for the sliding fee discount program for individuals who are at or below the 200% Federal Poverty Level Income guideline, in compliance with FQHC regulations. Quality

improvement conducts quality monitoring, reviews performance data, identifies areas of improvement, monitors performance efforts, implements policies and procedures, and develops and provides staff training. In addition, the quality improvement team develops and implements workflow and documentation standards for the Electronic Medical Record (EMR) system, provides information technology support to the EMR, and manages database functions necessary to meet standards of practice and regulatory quality improvement programs required by federal, state, and local agencies. The Customer Service Center is the first point of contact for Clinic Services patients, and is responsible for scheduling appointments, answering patient questions, and documenting information requests. The Center provides dedicated customer-focused services to all clinics and their customers.

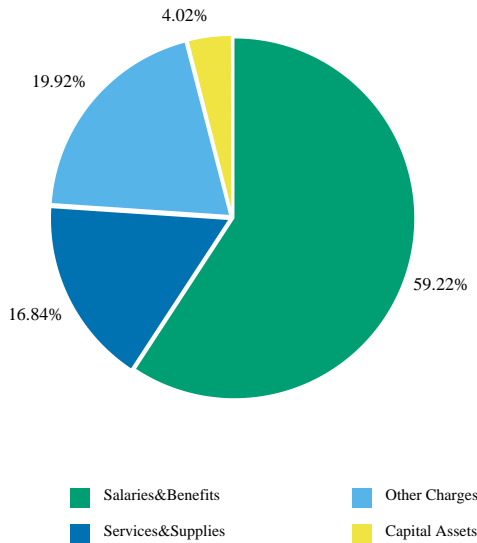
## Recommended FY 2025-2026 Positions

Classification Code	Classification Label	FTE
12E04	BUREAU CHIEF	1.00
14C30	MANAGEMENT ANALYST II	3.00
14C31	MANAGEMENT ANALYST III	3.00
14G02	MANAGEMENT ANALYST I	2.00
14H66	OUTPATIENT SERVICES DIRECTOR	1.00
14K44	ASSISTANT BUREAU CHIEF	1.00
14N05	ADMINISTRATIVE OPERATIONS MANAGER	1.00
20B11	ACCOUNTANT II	2.00
20B12	ACCOUNTANT III	1.00
20B93	FINANCE MANAGER II	1.00
43J04	DEPARTMENTAL INFORMATION SYSTEMS SPECIALIST	2.00
43J05	DEPARTMENTAL INFORMATION SYSTEMS COORDINATOR	1.00
50K19	HEALTH EDUCATION ASSISTANT	8.00
50U42	MEDICAL ASSISTANT	2.00
52A83	SUPERVISING CLINIC NURSE	1.00
54B13	CLINIC SERVICES MEDICAL DIRECTOR	1.00
80A32	SENIOR SECRETARY	1.00
80E25	OFFICE ASSISTANT III-SB525	3.00
80J22	SENIOR ACCOUNT CLERK	1.00
80J30	ACCOUNTING TECHNICIAN	2.00
80L02	PATIENT SERVICES REPRESENTATI VE II	15.00
80L04	SUPERVISING PATIENT SERVICES REPRESENTATIVE	1.00
80M02	PATIENT FINANCIAL SERVICES SPECIALIST II	12.00
80M03	SENIOR PATIENT FINANCIAL SERVICES SPECIALIST	1.00
80M04	SUPERVISING PATIENT FINANCIAL SERVICES SPECIALIST	1.00
Total		68.00

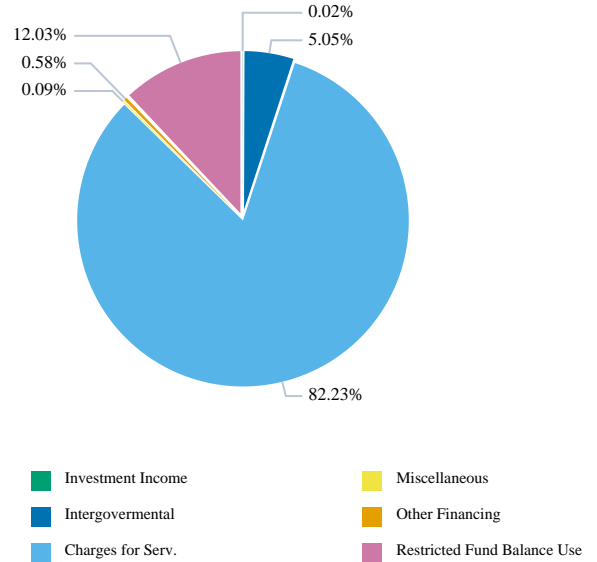
# FQHC Clinics

(Budget Unit 400009 - Fund 1001 - Appropriation Unit HEA106)

## Use of Funds



## Source of Funds



## Use of Funds

Expenditures	Prior Year 2023-2024	Adopted Budget 2024-2025	CY Estimate 2024-2025	Requested Budget 2025-2026	Recommended Budget 2025-2026	Recommended Change from Adopted
Salaries and Employee Benefits	\$ 32,928,575	\$ 39,351,535	\$ 41,884,103	\$ 44,316,584	\$ 44,316,584	\$ 4,965,049
Services and Supplies	10,708,643	11,230,672	9,492,945	12,599,899	12,599,899	1,369,227
Other Charges	9,167,297	3,875,161	3,908,063	14,907,680	14,907,680	11,032,519
Capital Assets	1,106,067	1,874,865	450,282	3,006,911	3,006,911	1,132,046
<b>Subtotal</b>	<b>\$ 53,910,583</b>	<b>\$ 56,332,233</b>	<b>\$ 55,735,394</b>	<b>\$ 74,831,074</b>	<b>\$ 74,831,074</b>	<b>\$ 18,498,841</b>

## Source of Funds

Revenues	Prior Year 2023-2024	Adopted Budget 2024-2025	CY Estimate 2024-2025	Requested Budget 2025-2026	Recommended Budget 2025-2026	Recommended Change from Adopted
Revenue from Use of Money & Property	\$ 15,492	\$ 15,492	\$ 15,647	\$ 15,647	\$ 15,647	155
Intergovernmental Revenues	5,652,663	2,488,144	4,410,000	4,350,000	4,350,000	1,861,856
Charges For Services	42,565,758	56,880,533	41,840,047	70,776,607	70,776,607	13,896,074
Miscellaneous Revenues	89,052	119,250	75,000	75,000	75,000	(44,250)
Other Financing Sources	645,282	750,000	750,000	500,000	500,000	(250,000)
<b>Subtotal</b>	<b>\$ 48,968,247</b>	<b>\$ 60,253,419</b>	<b>\$ 47,090,694</b>	<b>\$ 75,717,254</b>	<b>\$ 75,717,254</b>	<b>\$ 15,463,835</b>
GF - Restricted Fund Balance Use	-	-	-	10,350,000	10,350,000	10,350,000
General Fund Contributions	4,942,336	(3,921,186)	8,644,700	(11,236,180)	(11,236,180)	(7,314,994)
<b>Total Source of Funds</b>	<b>\$ 53,910,583</b>	<b>\$ 56,332,233</b>	<b>\$ 55,735,394</b>	<b>\$ 74,831,074</b>	<b>\$ 74,831,074</b>	<b>\$ 18,498,841</b>

## Unit Description

The Federally Qualified Health Centers (FQHC) Unit encompasses all the county-operated clinics. The Alisal Health Center, Laurel Family Practice, Laurel Internal Medicine, Laurel Pediatrics, Laurel Vista, and NIDO clinics are located in Salinas and provide primary and preventive care, obstetric and gynecological care and procedures, behavioral health,

internal medicine, comprehensive perinatal and postpartum education, and pediatric primary and preventive care, and mental health services. Additionally, the Laurel Family Practice and Laurel Pediatrics clinics also serve as collaborative training sites for 30 Natividad family practice residents, and the NIDO clinic specializes in serving adults with a compromised immune system and other infectious diseases such as HIV/AIDS, tuberculosis, and sexually transmitted infections and more.

The Marina Health Center is in Marina, and it offers primary care and preventive services. The Seaside Family Health Center is located in Seaside and serves the Monterey Peninsula providing comprehensive primary care, preventative health services, including obstetric and gynecological care, pediatrics, mental health, and internal medicine. The Clinic offers services in a group visit setting for diabetic management and offers behavioral health services to those with mild to moderate mental health conditions. The Bienestar Clinic in Salinas and the Marina Integrated Clinic in Marina are operated in partnership with the Behavioral Health and provide primary care services to individuals with severe mental illness.

## Recommended FY 2025-2026 Positions

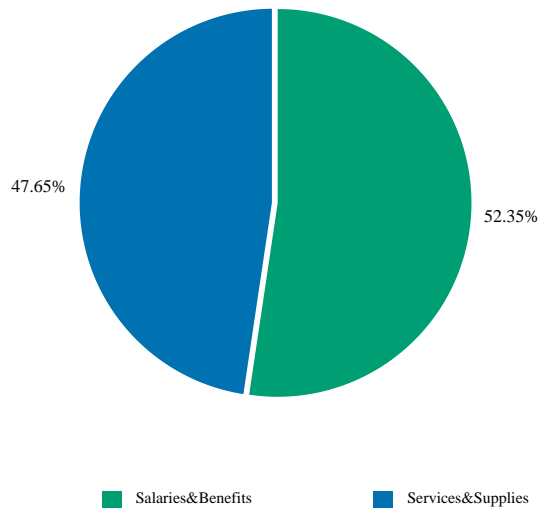
Classification Code	Classification Label	FTE
14N10	OUTPATIENT SERVICES MANAGER I	4.00
14N11	OUTPATIENT SERVICES MANAGER II	4.00
43J04	DEPARTMENTAL INFORMATION SYSTEMS SPECIALIST	4.00
50K19	HEALTH EDUCATION ASSISTANT	5.00
50U42	MEDICAL ASSISTANT	143.00
52A21	CLINIC NURSE	1.00
52A22	SENIOR CLINIC NURSE	9.00
52A97	CLINIC NURSE PRACTITIONER	8.00
54B04	GENERAL INTERNIST	2.00
54B12	CONTRACT PHYSICIAN	28.00
54B90	CLINIC PHYSICIAN II	3.00
54C03	CLINIC PHYSICIAN ASSISTANT	9.00
54C05	PSYCHIATRIC PHYSICIAN ASSISTANT	1.00
60B21	PSYCHIATRIC SOCIAL WORKER II	4.00
60B25	SENIOR PSYCHIATRIC SOCIAL WORKER	1.00
60C22	SOCIAL WORKER III	4.00
80K25	CLINIC OPERATIONS SUPERVISOR	10.00
80L02	PATIENT SERVICES REPRESENTATIVE II	50.00
80L04	SUPERVISING PATIENT SERVICES REPRESENTATIVE	1.00
Total		291.00



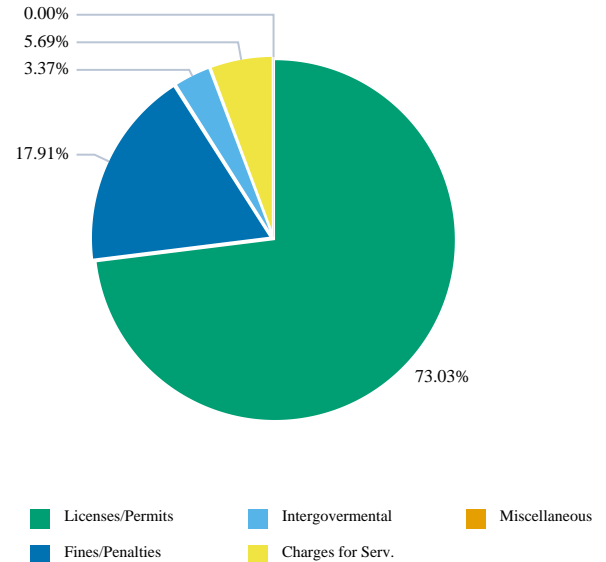
# Consumer Health Protection

(Budget Unit 400011 - Fund 1001 - Appropriation Unit HEA107)

## Use of Funds



## Source of Funds



## Use of Funds

Expenditures	Prior Year 2023-2024	Adopted Budget 2024-2025	CY Estimate 2024-2025	Requested Budget 2025-2026	Recommended Budget 2025-2026	Recommended Change from Adopted
Salaries and Employee Benefits	\$ 2,346,248	\$ 2,509,449	\$ 2,051,500	\$ 2,567,862	\$ 2,562,862	\$ 53,413
Services and Supplies	1,318,464	1,854,784	1,466,998	2,332,468	2,332,468	477,684
Other Charges	(55,607)	0	0	0	0	0
Capital Assets	96,221	-	-	-	-	-
<b>Subtotal</b>	<b>\$ 3,705,327</b>	<b>\$ 4,364,233</b>	<b>\$ 3,518,497</b>	<b>\$ 4,900,329</b>	<b>\$ 4,895,329</b>	<b>\$ 531,096</b>

## Source of Funds

Revenues	Prior Year 2023-2024	Adopted Budget 2024-2025	CY Estimate 2024-2025	Requested Budget 2025-2026	Recommended Budget 2025-2026	Recommended Change from Adopted
Licenses, Permits, and Franchises	\$ 3,630,128	\$ 3,096,677	\$ 3,317,647	\$ 3,874,543	\$ 3,874,543	\$ 777,866
Fines	669,051	669,051	30,000	950,000	950,000	280,949
Intergovernmental Revenues	67,951	178,909	109,225	178,909	178,909	0
Charges For Services	520,442	419,091	389,000	301,746	301,746	(117,345)
Miscellaneous Revenues	7,070	1	7,300	1	1	0
<b>Subtotal</b>	<b>\$ 4,894,641</b>	<b>\$ 4,363,729</b>	<b>\$ 3,853,171</b>	<b>\$ 5,305,199</b>	<b>\$ 5,305,199</b>	<b>\$ 941,470</b>
General Fund Contributions	(1,189,314)	504	(334,674)	(404,870)	(409,870)	(410,374)
<b>Total Source of Funds</b>	<b>\$ 3,705,327</b>	<b>\$ 4,364,233</b>	<b>\$ 3,518,497</b>	<b>\$ 4,900,329</b>	<b>\$ 4,895,329</b>	<b>\$ 531,096</b>

## Unit Description

Consumer Health Protection Services (CHPS) is responsible for the regulatory oversight of all retail food activities in all areas of the county including, but not limited to, restaurants, markets, delis, cottage food operations, mobile food operations, and temporary food booths at special events. In addition, CHPS conducts food inspections at institutional operations such as cafeterias in schools, hospitals, skilled nursing, and detention facilities.

Outside of retail food activities, CHPS is also responsible for the regulatory oversight of agricultural field toilets and tobacco retail licensing.

## Recommended FY 2025-2026 Positions

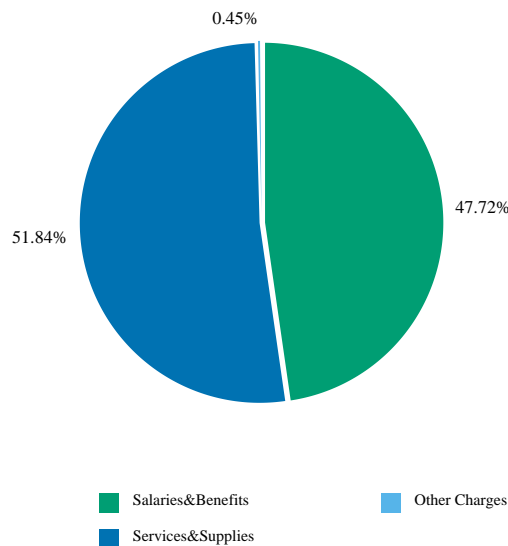
Classification Code	Classification Label	FTE
30J21	ENVIRONMENTAL HEALTH SPECIALIST II	9.00

30J31	ENVIRONMENTAL HEALTH SPECIALIST III	4.00
30J84	ENVIRONMENTAL HEALTH SPECIALIST IV	2.00
80E21	OFFICE ASSISTANT II	2.00
80E80	PRINCIPAL OFFICE ASSISTANT	3.00
	<u>Total</u>	20.00

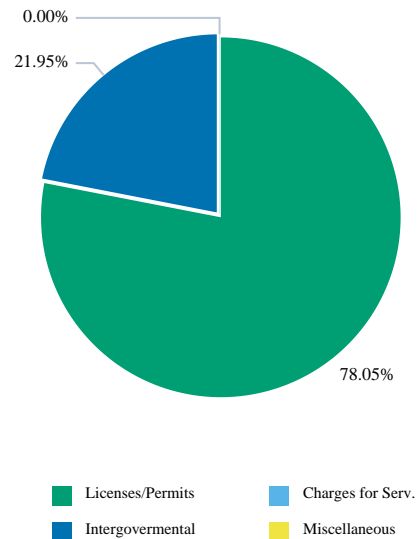
# Recycling and Resource Recovery

(Budget Unit 400012 - Fund 1001 - Appropriation Unit HEA107)

**Use of Funds**



**Source of Funds**



**Use of Funds**

Expenditures	Prior Year 2023-2024	Adopted Budget 2024-2025	CY Estimate 2024-2025	Requested Budget 2025-2026	Recommended Budget 2025-2026	Recommended Change from Adopted
Salaries and Employee Benefits	\$ 410,517	\$ 603,694	\$ 469,384	\$ 535,541	\$ 535,541	\$ (68,153)
Services and Supplies	420,618	559,371	564,703	581,752	581,752	22,381
Other Charges	5,000	5,000	5,000	5,000	5,000	0
<b>Subtotal</b>	<b>\$ 836,135</b>	<b>\$ 1,168,065</b>	<b>\$ 1,039,087</b>	<b>\$ 1,122,293</b>	<b>\$ 1,122,293</b>	<b>\$ (45,772)</b>

**Source of Funds**

Revenues	Prior Year 2023-2024	Adopted Budget 2024-2025	CY Estimate 2024-2025	Requested Budget 2025-2026	Recommended Budget 2025-2026	Recommended Change from Adopted
Licenses, Permits, and Franchises	\$ 1,281,434	\$ 957,750	\$ 926,290	\$ 1,094,432	\$ 1,094,432	\$ 136,682
Intergovernmental Revenues	194,090	307,776	208,771	307,776	307,776	0
Charges For Services	-	3	3	3	3	0
Miscellaneous Revenues	-	5	5	5	5	0
<b>Subtotal</b>	<b>\$ 1,475,523</b>	<b>\$ 1,265,534</b>	<b>\$ 1,135,069</b>	<b>\$ 1,402,216</b>	<b>\$ 1,402,216</b>	<b>\$ 136,682</b>
General Fund Contributions	(639,388)	(97,469)	(95,982)	(279,923)	(279,923)	(182,454)
<b>Total Source of Funds</b>	<b>\$ 836,135</b>	<b>\$ 1,168,065</b>	<b>\$ 1,039,087</b>	<b>\$ 1,122,293</b>	<b>\$ 1,122,293</b>	<b>\$ (45,772)</b>

## Unit Description

Recycling and Resource Recovery Services (RRRS) is responsible for oversight of the Residential, Business, Multi-family, and Special Events Waste Diversion programs, the implementation of State mandated diversion requirements and the Recycling Public Education program. RRRS promotes countywide cleanup events, which supports the Solid Waste Management Services (SWMS) Illegal Dumping and Litter Abatement program to combat illegal dumping. RRRS also serves as administrator for the Unified Franchise Agreement for solid waste collection as well as administrator for several grants that fund program activities such as waste oil collection and waste tire inspections.

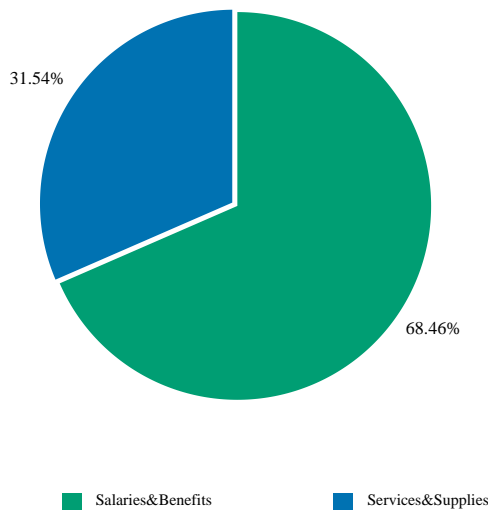
## Recommended FY 2025-2026 Positions

Classification Code	Classification Label	FTE
30J21	ENVIRONMENTAL HEALTH SPECIALIST II	1.00
30J81	RECYCLING/RESOURCE RECOVERY SPECIALIST	2.00
80E01	OFFICE ASSISTANT I	1.00
<b>Total</b>		<b>4.00</b>

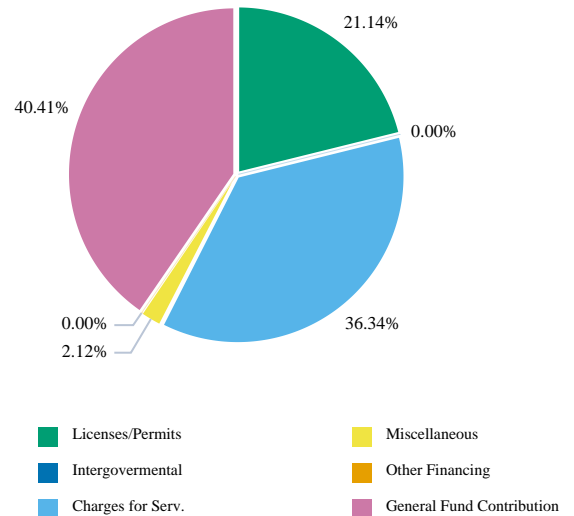
# Land Use

(Budget Unit 400013 - Fund 1001 - Appropriation Unit HEA107)

## Use of Funds



## Source of Funds



## Use of Funds

Expenditures	Prior Year 2023-2024	Adopted Budget 2024-2025	CY Estimate 2024-2025	Requested Budget 2025-2026	Recommended Budget 2025-2026	Recommended Change from Adopted
Salaries and Employee Benefits	\$ 531,460	\$ 771,527	\$ 706,012	\$ 776,223	\$ 776,223	\$ 4,696
Services and Supplies	314,138	316,552	354,203	357,579	357,579	41,027
Other Charges	(5,925)	0	0	-	-	0
<b>Subtotal</b>	<b>\$ 839,673</b>	<b>\$ 1,088,079</b>	<b>\$ 1,060,214</b>	<b>\$ 1,133,802</b>	<b>\$ 1,133,802</b>	<b>\$ 45,723</b>

## Source of Funds

Revenues	Prior Year 2023-2024	Adopted Budget 2024-2025	CY Estimate 2024-2025	Requested Budget 2025-2026	Recommended Budget 2025-2026	Recommended Change from Adopted
Licenses, Permits, and Franchises	\$ 244,013	\$ 236,000	\$ 233,000	\$ 239,638	\$ 239,638	\$ 3,638
Intergovernmental Revenues	-	1	1	1	1	0
Charges For Services	487,719	412,002	325,002	412,002	412,002	0
Miscellaneous Revenues	3,524	24,001	23,001	24,001	24,001	0
Other Financing Sources	-	1	1	1	1	0
<b>Subtotal</b>	<b>\$ 735,256</b>	<b>\$ 672,005</b>	<b>\$ 581,005</b>	<b>\$ 675,643</b>	<b>\$ 675,643</b>	<b>\$ 3,638</b>
General Fund Contributions	104,417	416,074	479,209	458,159	458,159	42,085
<b>Total Source of Funds</b>	<b>\$ 839,673</b>	<b>\$ 1,088,079</b>	<b>\$ 1,060,214</b>	<b>\$ 1,133,802</b>	<b>\$ 1,133,802</b>	<b>\$ 45,723</b>

## Unit Description

Land Use serves as the liaison between the Environmental Health Bureau and Housing and Community Development and is responsible for review of development project applications, including but not limited to lot line adjustments, creation of housing subdivisions, establishment of cannabis business operations, and evaluation of construction permits to ensure conformance with regulations where EHB is the regulatory agency. Additionally, this program reviews, inspects, and approves Onsite Wastewater Treatment Systems (OWTS) and monitors water quality of discharges from sewage treatment and wastewater reclamation facilities.

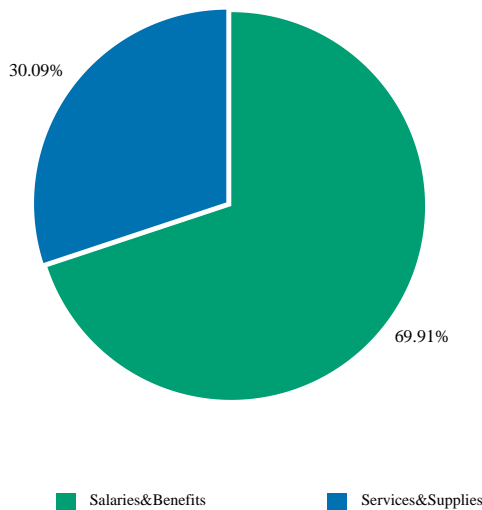
## Recommended FY 2025-2026 Positions

Classification Code	Classification Label	FTE
30J21	ENVIRONMENTAL HEALTH SPECIALIST II	1.00
30J31	ENVIRONMENTAL HEALTH SPECIALIST III	3.00
30J84	ENVIRONMENTAL HEALTH SPECIALIST IV	1.00
Total		5.00

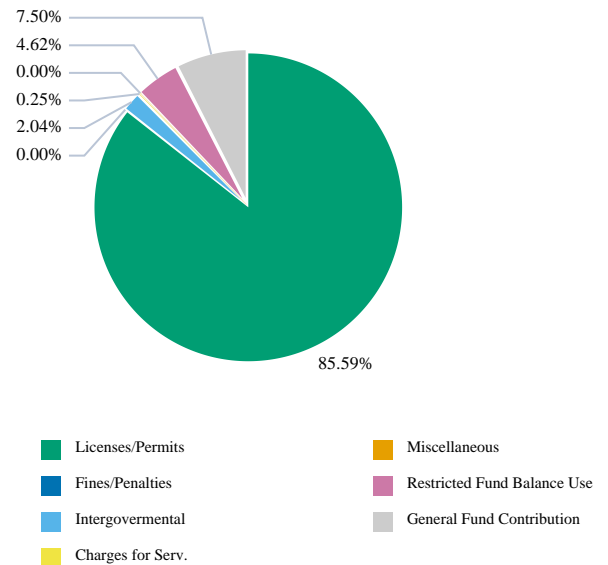
# Hazardous Materials and Solid Waste Management

(Budget Unit 400014 - Fund 1001 - Appropriation Unit HEA107)

## Use of Funds



## Source of Funds



## Use of Funds

Expenditures	Prior Year 2023-2024	Adopted Budget 2024-2025	CY Estimate 2024-2025	Requested Budget 2025-2026	Recommended Budget 2025-2026	Recommended Change from Adopted
Salaries and Employee Benefits	\$ 1,487,066	\$ 2,681,698	\$ 1,998,626	\$ 2,818,377	\$ 2,818,377	\$ 136,679
Services and Supplies	1,132,813	1,092,286	1,290,496	1,213,097	1,213,097	120,811
Other Charges	(51,086)	0	0	0	0	0
<b>Subtotal</b>	<b>\$ 2,568,793</b>	<b>\$ 3,773,984</b>	<b>\$ 3,289,122</b>	<b>\$ 4,031,474</b>	<b>\$ 4,031,474</b>	<b>\$ 257,490</b>

## Source of Funds

Revenues	Prior Year 2023-2024	Adopted Budget 2024-2025	CY Estimate 2024-2025	Requested Budget 2025-2026	Recommended Budget 2025-2026	Recommended Change from Adopted
Licenses, Permits, and Franchises	\$ 3,175,993	\$ 3,311,918	\$ 3,305,781	\$ 3,450,611	\$ 3,450,611	\$ 138,693
Fines	21,580	1	1,000	1	1	0
Intergovernmental Revenues	58,431	82,195	58,154	82,195	82,195	0
Charges For Services	34,317	10,002	10,001	10,002	10,002	0
Miscellaneous Revenues	285	2	2	2	2	0
Other Financing Sources	-	0	0	-	-	0
<b>Subtotal</b>	<b>\$ 3,290,606</b>	<b>\$ 3,404,118</b>	<b>\$ 3,374,938</b>	<b>\$ 3,542,811</b>	<b>\$ 3,542,811</b>	<b>\$ 138,693</b>
GF - Restricted Fund Balance Use	-	-	-	186,227	186,227	186,227
General Fund Contributions	(721,814)	369,866	(85,816)	302,436	302,436	(67,430)
<b>Total Source of Funds</b>	<b>\$ 2,568,793</b>	<b>\$ 3,773,984</b>	<b>\$ 3,289,122</b>	<b>\$ 4,031,474</b>	<b>\$ 4,031,474</b>	<b>\$ 257,490</b>

## Unit Description

Hazardous Materials Management Services (HMMS) is designated as the local Certified Unified Program Agency (CUPA) in Monterey County and is responsible for inspecting facilities in the County to verify proper storage, handling and disposal of hazardous materials and hazardous wastes. HMMS is responsible for permitting and conducting inspections of underground storage tanks and aboveground petroleum storage tanks,

business response plans, hazardous waste, California Accidental Release Prevention Program and contaminated site mitigation. Additionally, HMMS provides emergency response 24 hours each day, seven days per week, to oversee hazardous material spill site cleanup activities and to operate the pesticide illness reporting program.

Solid Waste Management Services (SWMS) is designated as CalRecycle's Local Enforcement Agency (LEA) and the Tire

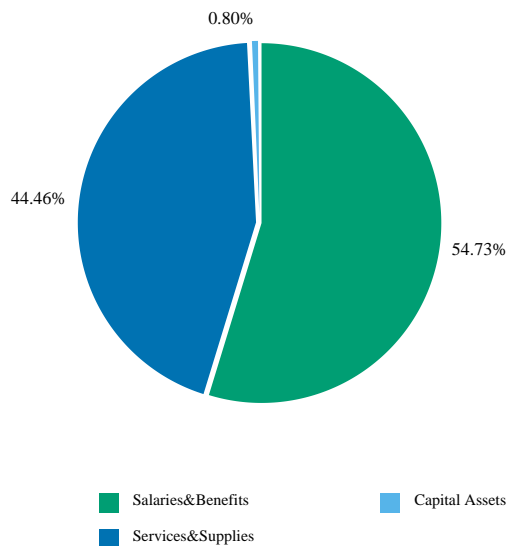
Enforcement Agency (TEA) for the County. LEA/TEA is responsible for permitting and inspecting solid waste handling facilities such as landfills, transfer stations, compost facilities, waste tire generators, haulers, and end use facilities. SWMS also implements inspection enforcement programs for the body art, medical waste, solid waste vehicle, liquid waste vehicle, and vegetable cull feeder programs. SWMS staff is responsible for the local Illegal Dumping and Litter Abatement Program, responding to illegal dumping complaints to ensure the timely clean up and proper disposal of abandoned waste. Staff of SWMS also administers State funded grants that support program activities.

Recommended FY 2025-2026 Positions		
Classification Code	Classification Label	FTE
30J21	ENVIRONMENTAL HEALTH SPECIALIST II	7.00
30J31	ENVIRONMENTAL HEALTH SPECIALIST III	6.00
30J84	ENVIRONMENTAL HEALTH SPECIALIST IV	2.00
80E22	OFFICE ASSISTANT III	3.00
Total		18.00

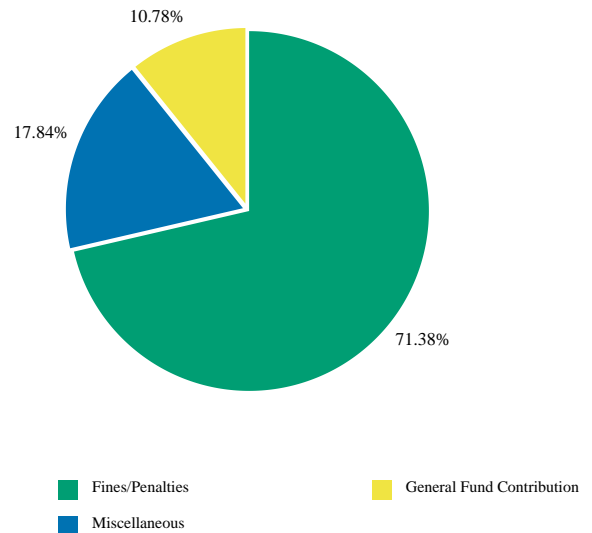
# Environmental Health Fiscal and Administration

(Budget Unit 400015 - Fund 1001 - Appropriation Unit HEA107)

## Use of Funds



## Source of Funds



## Use of Funds

Expenditures	Prior Year 2023-2024	Adopted Budget 2024-2025	CY Estimate 2024-2025	Requested Budget 2025-2026	Recommended Budget 2025-2026	Recommended Change from Adopted
Salaries and Employee Benefits	\$ 1,517,113	\$ 1,676,876	\$ 1,528,949	\$ 2,040,145	\$ 2,040,145	\$ 363,269
Services and Supplies	1,332,149	1,457,145	1,702,863	1,657,481	1,657,481	200,336
Other Charges	(2,335,159)	(3,081,758)	(3,209,549)	(3,643,565)	(3,643,565)	(561,807)
Capital Assets	0	0	30,000	30,000	30,000	30,000
<b>Subtotal</b>	<b>\$ 514,103</b>	<b>\$ 52,263</b>	<b>\$ 52,263</b>	<b>\$ 84,061</b>	<b>\$ 84,061</b>	<b>\$ 31,798</b>

## Source of Funds

Revenues	Prior Year 2023-2024	Adopted Budget 2024-2025	CY Estimate 2024-2025	Requested Budget 2025-2026	Recommended Budget 2025-2026	Recommended Change from Adopted
Fines	\$ 157,504	\$ 58,048	\$ 105,000	\$ 60,000	\$ 60,000	\$ 1,952
Charges For Services	578	-	1,000	0	0	0
Miscellaneous Revenues	15,615	10,000	7,500	15,000	15,000	5,000
<b>Subtotal</b>	<b>\$ 173,697</b>	<b>\$ 68,048</b>	<b>\$ 113,500</b>	<b>\$ 75,000</b>	<b>\$ 75,000</b>	<b>\$ 6,952</b>
General Fund Contributions	340,406	(15,785)	(61,237)	9,061	9,061	24,846
<b>Total Source of Funds</b>	<b>\$ 514,103</b>	<b>\$ 52,263</b>	<b>\$ 52,263</b>	<b>\$ 84,061</b>	<b>\$ 84,061</b>	<b>\$ 31,798</b>

## Unit Description

Environmental Health Fiscal and Administration provides financial and administrative oversight for the EHB major regulatory oversight programs: Consumer Health Protection, Recycling and Resource Recovery, Environmental Health Review, Hazardous Materials Management, Solid Waste Management, Cannabis Management and Drinking Water Protection Services. Fiscal and administrative services include strategic planning and goal setting, budget preparation and oversight, coordination and execution of billing and collection activities, procurement and accounts payable management, contract and grant management, information management systems support, preparation of

board reports and legislative reviews, departmental human resources liaison, fleet vehicle management, office logistics and supplies, worker's comp coordination, bureau wide monitoring and tracking of training activities, and implementation of workplace safety standards.

## Recommended FY 2025-2026 Positions

Classification Code	Classification Label	FTE
12E04	BUREAU CHIEF	1.00
14C30	MANAGEMENT ANALYST II	1.00

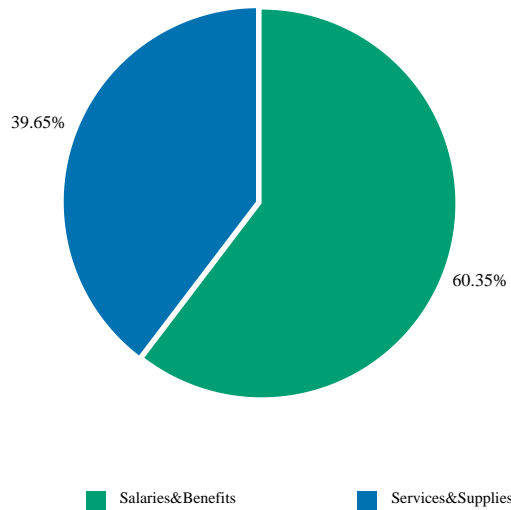
14C31	MANAGEMENT ANALYST III	1.00
14G02	MANAGEMENT ANALYST I	1.00
14K44	ASSISTANT BUREAU CHIEF	1.00
14K61	ENVIRONMENTAL HEALTH PROGRAM MANAGER	1.00
20B10	ACCOUNTANT I	1.00
20B11	ACCOUNTANT II	1.00
80E82	SUPERVISING OFFICE ASSISTANT II	1.00
80J22	SENIOR ACCOUNT CLERK	1.00
	<u>Total</u>	10.00



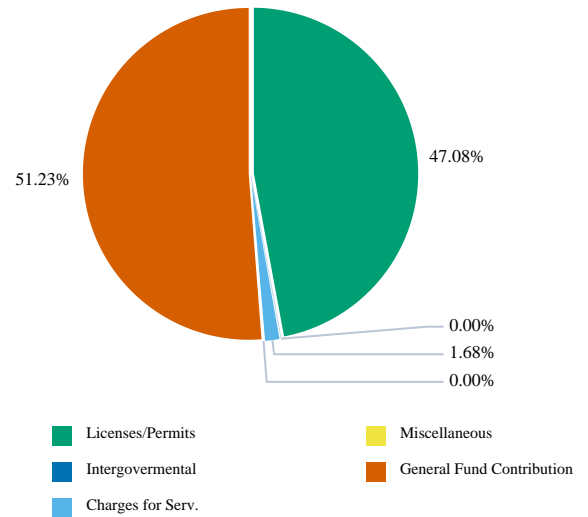
# Drinking Water Protection Service

## (Budget Unit 400016 - Fund 1001 - Appropriation Unit HEA107)

### Use of Funds



### Source of Funds



### Use of Funds

Expenditures	Prior Year 2023-2024	Adopted Budget 2024-2025	CY Estimate 2024-2025	Requested Budget 2025-2026	Recommended Budget 2025-2026	Recommended Change from Adopted
Salaries and Employee Benefits	\$ 1,285,124	\$ 1,479,500	\$ 1,310,172	\$ 1,218,163	\$ 1,218,163	\$ (261,337)
Services and Supplies	796,435	697,085	866,413	800,356	800,356	103,271
Other Charges	(123,723)	0	0	-	-	0
<b>Subtotal</b>	<b>\$ 1,957,836</b>	<b>\$ 2,176,585</b>	<b>\$ 2,176,585</b>	<b>\$ 2,018,519</b>	<b>\$ 2,018,519</b>	<b>\$ (158,066)</b>

### Source of Funds

Revenues	Prior Year 2023-2024	Adopted Budget 2024-2025	CY Estimate 2024-2025	Requested Budget 2025-2026	Recommended Budget 2025-2026	Recommended Change from Adopted
Licenses, Permits, and Franchises	\$ 1,630,978	\$ 1,632,400	\$ 1,621,596	\$ 950,374	\$ 950,374	\$ (682,026)
Intergovernmental Revenues	-	1	-	1	1	0
Charges For Services	29,490	29,701	25,001	34,001	34,001	4,300
Miscellaneous Revenues	8,281	2	276	2	2	0
<b>Subtotal</b>	<b>\$ 1,668,749</b>	<b>\$ 1,662,104</b>	<b>\$ 1,646,873</b>	<b>\$ 984,378</b>	<b>\$ 984,378</b>	<b>\$ (677,726)</b>
General Fund Contributions	289,088	514,481	529,713	1,034,141	1,034,141	519,660
<b>Total Source of Funds</b>	<b>\$ 1,957,836</b>	<b>\$ 2,176,585</b>	<b>\$ 2,176,585</b>	<b>\$ 2,018,519</b>	<b>\$ 2,018,519</b>	<b>\$ (158,066)</b>

### Unit Description

The Health Department's Drinking Water Protection Services (DWPS) is responsible for permitting, inspection, and enforcement of over 1,250 water systems in the County. DWPS assists non-state regulated public and private potable water distribution systems to comply with local, state, and federal regulations, and to resolve water quality and quantity issues. DWPS permits water well construction, repair, and destruction activities in the County; operates cross-connection control and water reuse programs; and permits and inspects desalination treatment facilities. Additionally, DWPS issues hazardous materials monitoring well construction, destruction, and soil boring permits and inspections.

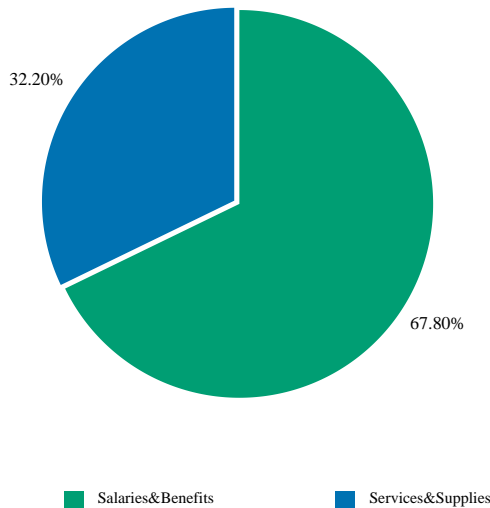
### Recommended FY 2025-2026 Positions

Classification Code	Classification Label	FTE
30J21	ENVIRONMENTAL HEALTH SPECIALIST II	6.00
30J31	ENVIRONMENTAL HEALTH SPECIALIST III	2.00
30J84	ENVIRONMENTAL HEALTH SPECIALIST IV	2.00
<b>Total</b>		<b>10.00</b>

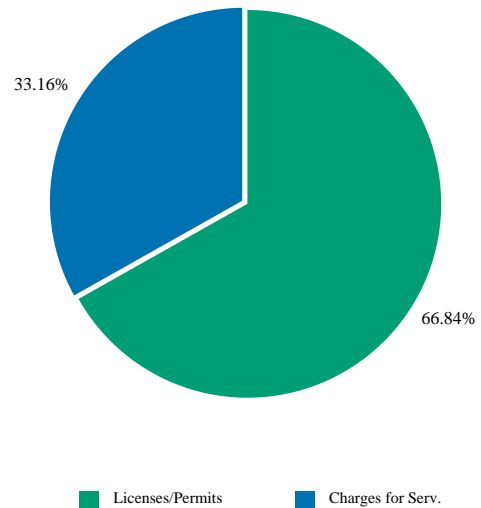
# Housing Services

(Budget Unit 400017 - Fund 1001 - Appropriation Unit HEA107)

## Use of Funds



## Source of Funds



## Use of Funds

Expenditures	Prior Year 2023-2024	Adopted Budget 2024-2025	CY Estimate 2024-2025	Requested Budget 2025-2026	Recommended Budget 2025-2026	Recommended Change from Adopted
Salaries and Employee Benefits	\$ -	\$ 772,788	\$ 537,871	\$ 629,392	\$ 629,392	\$ (143,396)
Services and Supplies	-	259,867	318,721	298,860	298,860	38,993
Other Charges	-	(280,117)	(277,385)	(269,176)	(269,176)	10,941
<b>Subtotal</b>	<b>\$ -</b>	<b>\$ 752,538</b>	<b>\$ 579,206</b>	<b>\$ 659,075</b>	<b>\$ 659,075</b>	<b>\$ (93,463)</b>

## Source of Funds

Revenues	Prior Year 2023-2024	Adopted Budget 2024-2025	CY Estimate 2024-2025	Requested Budget 2025-2026	Recommended Budget 2025-2026	Recommended Change from Adopted
Licenses, Permits, and Franchises	\$ -	\$ 546,472	\$ 384,958	\$ 472,590	\$ 472,590	\$ (73,882)
Charges For Services	-	60,000	15,000	234,434	234,434	174,434
<b>Subtotal</b>	<b>\$ -</b>	<b>\$ 606,472</b>	<b>\$ 399,958</b>	<b>\$ 707,024</b>	<b>\$ 707,024</b>	<b>\$ 100,552</b>
General Fund Contributions	-	146,066	179,248	(47,949)	(47,949)	(194,015)
<b>Total Source of Funds</b>	<b>\$ -</b>	<b>\$ 752,538</b>	<b>\$ 579,206</b>	<b>\$ 659,075</b>	<b>\$ 659,075</b>	<b>\$ (93,463)</b>

## Unit Description

The Healthy Housing Services Program focuses on disease prevention and management through environmental controls, complaint response involving vectors, substandard housing, mold, and sanitation, recreational and beach water quality monitoring, and public swimming pool and spa testing. Healthy Housing Services oversees other health protection activities by inspecting employee housing, the Childhood Lead Poisoning Prevention Program and inspection of detention facilities.

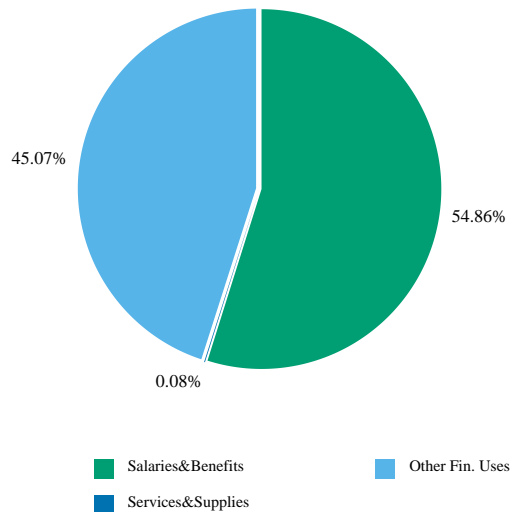
## Recommended FY 2025-2026 Positions

Classification Code	Classification Label	FTE
30J01	ENVIRONMENTAL HEALTH TECHNICIAN	1.00
30J21	ENVIRONMENTAL HEALTH SPECIALIST II	1.00
30J31	ENVIRONMENTAL HEALTH SPECIALIST III	2.00
30J84	ENVIRONMENTAL HEALTH SPECIALIST IV	1.00
Total		5.00

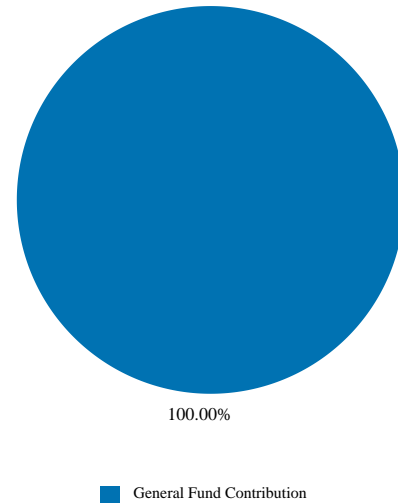
# Animal Services

(Budget Unit 400018 - Fund 1001 - Appropriation Unit HEA108)

## Use of Funds



## Source of Funds



## Use of Funds

Expenditures	Prior Year 2023-2024	Adopted Budget 2024-2025	CY Estimate 2024-2025	Requested Budget 2025-2026	Recommended Budget 2025-2026	Recommended Change from Adopted
Salaries and Employee Benefits	\$ 2,658,870	\$ 3,372,933	\$ 3,003,514	\$ 3,934,358	\$ 3,584,935	\$ 212,002
Services and Supplies	0	2,103,176	6,849	19,723	4,950	(2,098,226)
Other Charges	(2,655,818)	463,059	(3,007,216)	(3,908,222)	(3,464,026)	(3,927,085)
Capital Assets	(3,051)	203,600	0	80,000	-	(203,600)
Other Financing Uses	-	-	-	2,971,862	2,945,082	2,945,082
<b>Subtotal</b>	<b>\$ 0</b>	<b>\$ 6,142,768</b>	<b>\$ 3,147</b>	<b>\$ 3,097,721</b>	<b>\$ 3,070,941</b>	<b>\$ (3,071,827)</b>

## Source of Funds

Revenues	Prior Year 2023-2024	Adopted Budget 2024-2025	CY Estimate 2024-2025	Requested Budget 2025-2026	Recommended Budget 2025-2026	Recommended Change from Adopted
Licenses, Permits, and Franchises	\$ 0	\$ 303,000	\$ -	\$ -	\$ -	\$ (303,000)
Charges For Services	(898)	219,000	0	-	-	(219,000)
Miscellaneous Revenues	0	2,750,658	0	-	-	(2,750,658)
<b>Subtotal</b>	<b>\$ (898)</b>	<b>\$ 3,272,658</b>	<b>\$ 0</b>	<b>\$ -</b>	<b>\$ -</b>	<b>\$ (3,272,658)</b>
General Fund Contributions	898	2,870,110	3,147	3,097,721	3,070,941	200,831
<b>Total Source of Funds</b>	<b>\$ 0</b>	<b>\$ 6,142,768</b>	<b>\$ 3,147</b>	<b>\$ 3,097,721</b>	<b>\$ 3,070,941</b>	<b>\$ (3,071,827)</b>

## Unit Description

The Health Department's Animal Services provides health protection to the residents of the County through rabies and stray animal control. Animal Services provides public education, volunteer opportunities, field response for dangerous animals and nuisance complaints, pet licensing, spay and neuter services, and shelter for approximately 4,000 animals annually, largely consisting of animals coming in as strays and roaming animals.

Effective January 1, 2023, a Joint Powers Agreement (JPA) was established. Salaries and benefit costs are associated with Animal Services General Fund unit, which was later transferred to unit 8601-400003 under Hitchcock Road Animal Services and covered by both agencies, the County and City of Salinas.

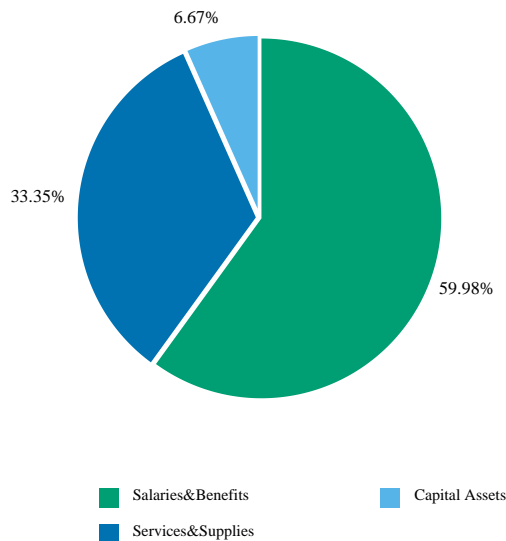
## Recommended FY 2025-2026 Positions

Classification Code	Classification Label	FTE
14H24	EDUCATOR AND VOLUNTEER COORDINATOR	2.00
34C01	ANIMAL CONTROL OFFICER	5.00
34C02	SENIOR ANIMAL CONTROL OFFICER	1.00
34C11	ANIMAL SERVICES SUPERVISOR	2.00
50M21	REGISTERED VETERINARY TECHNICIAN	1.50
50M80	VETERINARIAN	1.50
70B03	ANIMAL CARE TECHNICIAN II	7.00
70B04	SENIOR ANIMAL CARE TECHNICIAN	1.00
80E01	OFFICE ASSISTANT I	1.00
80E21	OFFICE ASSISTANT II	4.00
80E22	OFFICE ASSISTANT III	1.00
80E80	PRINCIPAL OFFICE ASSISTANT	1.00
Total		28.00

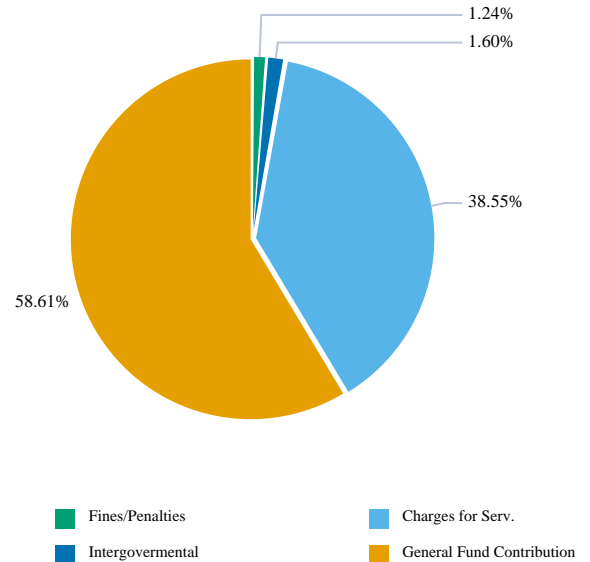
# Emergency Medical Services Operating

## (Budget Unit 400019 - Fund 1001 - Appropriation Unit HEA109)

**Use of Funds**



**Source of Funds**



**Use of Funds**

Expenditures	Prior Year 2023-2024	Adopted Budget 2024-2025	CY Estimate 2024-2025	Requested Budget 2025-2026	Recommended Budget 2025-2026	Recommended Change from Adopted
Salaries and Employee Benefits	\$ 1,254,641	\$ 1,422,078	\$ 1,330,368	\$ 1,628,186	\$ 1,628,186	\$ 206,108
Services and Supplies	838,916	873,069	723,093	905,409	905,409	32,340
Other Charges	(1,652,611)	(1,987,612)	(1,818,473)	(1,863,248)	(1,863,248)	124,364
Capital Assets	0	5,000	183,107	180,937	180,937	175,937
<b>Subtotal</b>	<b>\$ 440,946</b>	<b>\$ 312,535</b>	<b>\$ 418,096</b>	<b>\$ 851,284</b>	<b>\$ 851,284</b>	<b>\$ 538,749</b>

**Source of Funds**

Revenues	Prior Year 2023-2024	Adopted Budget 2024-2025	CY Estimate 2024-2025	Requested Budget 2025-2026	Recommended Budget 2025-2026	Recommended Change from Adopted
Fines	\$ 5,000	\$ 5,000	\$ 5,000	\$ 10,556	\$ 10,556	\$ 5,556
Intergovernmental Revenues	211,184	-	0	13,601	13,601	13,601
Charges For Services	172,658	172,658	278,219	328,204	328,204	155,546
<b>Subtotal</b>	<b>\$ 388,842</b>	<b>\$ 177,658</b>	<b>\$ 283,219</b>	<b>\$ 352,361</b>	<b>\$ 352,361</b>	<b>\$ 174,703</b>
General Fund Contributions	52,104	134,877	134,877	498,923	498,923	364,046
<b>Total Source of Funds</b>	<b>\$ 440,946</b>	<b>\$ 312,535</b>	<b>\$ 418,096</b>	<b>\$ 851,284</b>	<b>\$ 851,284</b>	<b>\$ 538,749</b>

### Unit Description

The Emergency Medical Services (EMS) Agency is designated by the County Board of Supervisors, pursuant to California Health and Safety Code, section 1797.200, as the Local EMS Agency. The local EMS Agency is responsible for planning, implementing, and evaluating the EMS System, consisting of organized patterns of readiness and response services based on public and private agreements and operational procedures. The Local EMS Agency is responsible for implementing advanced life support systems and establishing policies and procedures approved by the Medical Director of the Local EMS Agency to assure medical control of the EMS system. In addition, EMS Agency staff

administer funds received through the County Service Area 74 - Ambulance Services Special Tax (Fund 1442) and the Uncompensated Care Fund (Fund 1280).

### Recommended FY 2025-2026 Positions

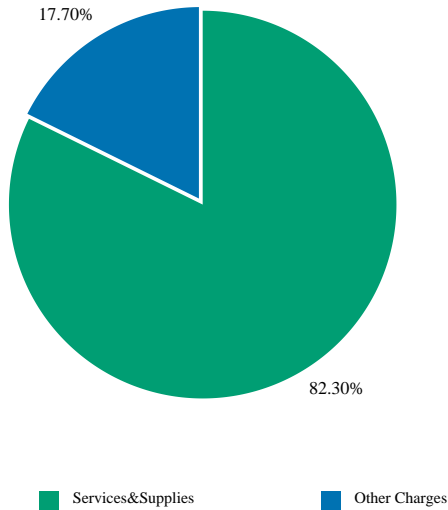
Classification Code	Classification Label	FTE
12E04	BUREAU CHIEF	1.00
14C31	MANAGEMENT ANALYST III	1.00

14C70	ADMINISTRATIVE SERVICES ASSISTANT	1.00
20B10	ACCOUNTANT I	1.00
50B12	EMERGENCY MEDICAL SERVICES ANALYST	4.00
50K18	HEALTH PROGRAM COORDINATOR	1.00
	Total	9.00

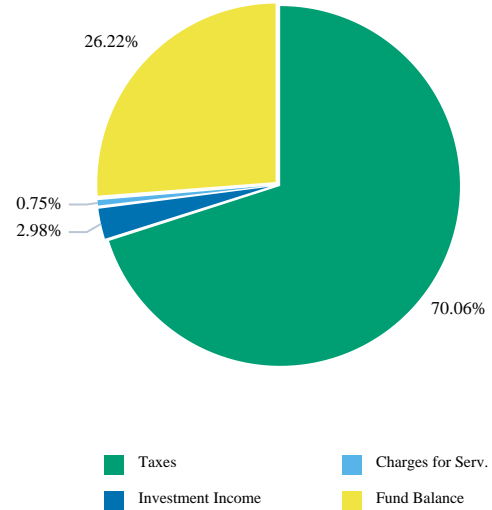
# Ambulance Service

(Budget Unit 400021 - Fund 1442 - Appropriation Unit HEA110)

## Use of Funds



## Source of Funds



## Use of Funds

Expenditures	Prior Year 2023-2024	Adopted Budget 2024-2025	CY Estimate 2024-2025	Requested Budget 2025-2026	Recommended Budget 2025-2026	Recommended Change from Adopted
Services and Supplies	\$ 1,701,643	\$ 1,985,501	\$ 1,804,291	\$ 2,208,534	\$ 2,208,534	\$ 223,033
Other Charges	494,655	475,000	487,519	475,000	475,000	0
<b>Subtotal</b>	<b>\$ 2,196,298</b>	<b>\$ 2,460,501</b>	<b>\$ 2,291,810</b>	<b>\$ 2,683,534</b>	<b>\$ 2,683,534</b>	<b>\$ 223,033</b>

## Source of Funds

Revenues	Prior Year 2023-2024	Adopted Budget 2024-2025	CY Estimate 2024-2025	Requested Budget 2025-2026	Recommended Budget 2025-2026	Recommended Change from Adopted
Taxes	\$ 1,884,332	\$ 1,840,000	\$ 1,884,000	\$ 1,880,000	\$ 1,880,000	\$ 40,000
Revenue from Use of Money & Property	82,631	30,000	80,000	80,000	80,000	50,000
Charges For Services	23,822	20,000	23,000	20,000	20,000	0
Miscellaneous Revenues	-	0	12,519	-	-	0
<b>Subtotal</b>	<b>\$ 1,990,784</b>	<b>\$ 1,890,000</b>	<b>\$ 1,999,519</b>	<b>\$ 1,980,000</b>	<b>\$ 1,980,000</b>	<b>\$ 90,000</b>
Fund Balance	\$ 205,514	\$ 570,501	\$ 292,291	\$ 703,534	\$ 703,534	\$ 133,033
<b>Total Source of Funds</b>	<b>\$ 2,196,298</b>	<b>\$ 2,460,501</b>	<b>\$ 2,291,810</b>	<b>\$ 2,683,534</b>	<b>\$ 2,683,534</b>	<b>\$ 223,033</b>

## Unit Description

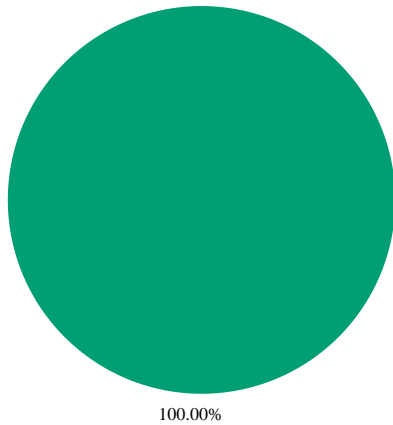
The County Emergency Medical Services (EMS) system provides paramedic, ambulance and related services.

Originally, CSA-74 was formed to provide funding for paramedic, ambulance, and related services. On March 7, 2000, county voters approved Measure A, replacing the former CSA 74 benefit assessment with an equivalent special tax, in compliance with Proposition 218 (1996, Right to Vote on Taxes Act). The special tax is collected and administered by the Emergency Medical Services (EMS) Agency.

# Uncompensated Care

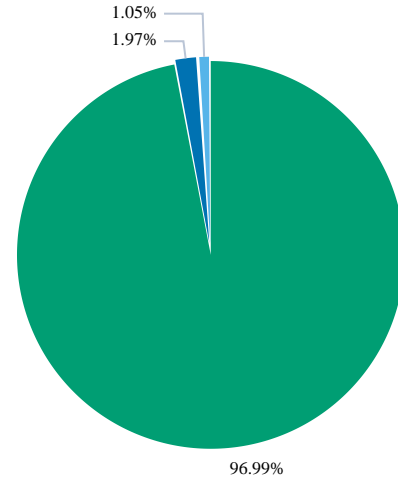
(Budget Unit 400022 - Fund 1280 - Appropriation Unit HEA111)

## Use of Funds



Services&Supplies

## Source of Funds



Fines/Penalties

Investment Income

Miscellaneous

## Use of Funds

Expenditures	Prior Year 2023-2024	Adopted Budget 2024-2025	CY Estimate 2024-2025	Requested Budget 2025-2026	Recommended Budget 2025-2026	Recommended Change from Adopted
Services and Supplies	\$ 617,240	\$ 636,831	\$ 738,755	\$ 702,607	\$ 702,607	\$ 65,776
Other Charges	0	0	0	-	-	0
<b>Subtotal</b>	<b>\$ 617,240</b>	<b>\$ 636,831</b>	<b>\$ 738,755</b>	<b>\$ 702,607</b>	<b>\$ 702,607</b>	<b>\$ 65,776</b>

## Source of Funds

Revenues	Prior Year 2023-2024	Adopted Budget 2024-2025	CY Estimate 2024-2025	Requested Budget 2025-2026	Recommended Budget 2025-2026	Recommended Change from Adopted
Fines	\$ 613,955	\$ 638,000	\$ 740,000	\$ 740,000	\$ 740,000	\$ 102,000
Revenue from Use of Money & Property	18,763	15,000	15,000	15,000	15,000	0
Miscellaneous Revenues	8,196	6,000	8,000	8,000	8,000	2,000
<b>Subtotal</b>	<b>\$ 640,914</b>	<b>\$ 659,000</b>	<b>\$ 763,000</b>	<b>\$ 763,000</b>	<b>\$ 763,000</b>	<b>\$ 104,000</b>
Fund Balance	\$ (23,674)	\$ (22,169)	\$ (24,244)	\$ (60,393)	\$ (60,393)	\$ (38,224)
<b>Total Source of Funds</b>	<b>\$ 617,240</b>	<b>\$ 636,831</b>	<b>\$ 738,755</b>	<b>\$ 702,607</b>	<b>\$ 702,607</b>	<b>\$ 65,776</b>

## Unit Description

The Health Department's Uncompensated Care Fund 1280 was established in 1989 to collect and distribute fine proceeds authorized by the California State Legislature through SB 612 (Presley, Chapter 945, Statutes of 1988) and SB 1773 (Alarcon, Chapter 841, Statutes of 2006). These laws allow counties to levy an assessment of \$4.00 per \$10.00 of fines for specified traffic violations. Pursuant to state law, up to 10% of the proceeds are available to fund the program's administration. The remaining 90% is distributed to physicians and hospitals for patients who do not make payments for EMS and for other emergency medical services

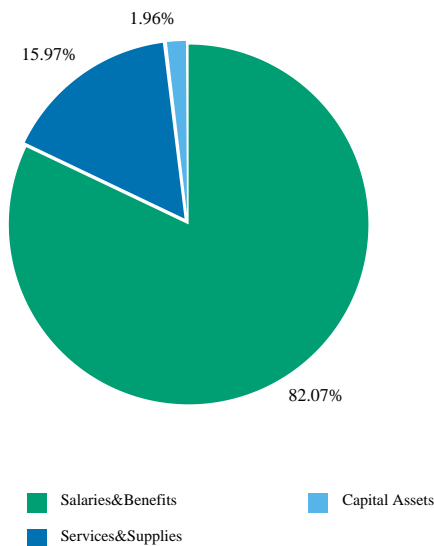
as follows: 58% to reimburse physicians for a portion of unreimbursed indigent services/bad debt costs; 25% to reimburse hospitals which provide a disproportionate share of unreimbursed emergency medical care; and 17% to support the Health Department's Emergency Medical Services (EMS) Agency activities.



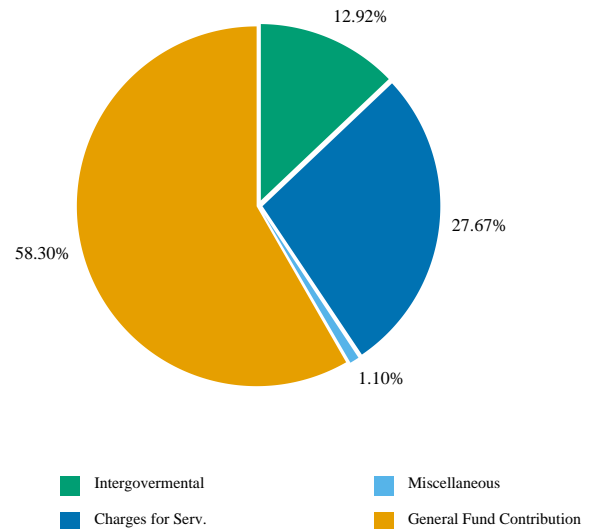
# Conservator

(Budget Unit 400023 - Fund 1001 - Appropriation Unit HEA112)

## Use of Funds



## Source of Funds



## Use of Funds

Expenditures	Prior Year 2023-2024	Adopted Budget 2024-2025	CY Estimate 2024-2025	Requested Budget 2025-2026	Recommended Budget 2025-2026	Recommended Change from Adopted
Salaries and Employee Benefits	\$ 1,658,416	\$ 2,160,746	\$ 1,676,761	\$ 2,525,654	\$ 2,525,654	\$ 364,908
Services and Supplies	340,477	510,732	670,682	491,513	491,513	(19,219)
Other Charges	1,099,018	526,907	526,907	(209,951)	(209,951)	(736,858)
Capital Assets	0	5,000	5,560	60,200	60,200	55,200
<b>Subtotal</b>	<b>\$ 3,097,911</b>	<b>\$ 3,203,385</b>	<b>\$ 2,879,909</b>	<b>\$ 2,867,416</b>	<b>\$ 2,867,416</b>	<b>\$ (335,969)</b>

## Source of Funds

Revenues	Prior Year 2023-2024	Adopted Budget 2024-2025	CY Estimate 2024-2025	Requested Budget 2025-2026	Recommended Budget 2025-2026	Recommended Change from Adopted
Intergovernmental Revenues	\$ 556,036	\$ 222,161	\$ 361,213	\$ 370,602	\$ 370,602	\$ 148,441
Charges For Services	447,703	783,521	320,996	793,554	793,556	10,035
Miscellaneous Revenues	37,051	30,000	30,000	31,600	31,600	1,600
<b>Subtotal</b>	<b>\$ 1,040,791</b>	<b>\$ 1,035,682</b>	<b>\$ 712,208</b>	<b>\$ 1,195,756</b>	<b>\$ 1,195,758</b>	<b>\$ 160,076</b>
General Fund Contributions	2,057,120	2,167,703	2,167,700	1,671,660	1,671,658	(496,045)
<b>Total Source of Funds</b>	<b>\$ 3,097,911</b>	<b>\$ 3,203,385</b>	<b>\$ 2,879,909</b>	<b>\$ 2,867,416</b>	<b>\$ 2,867,416</b>	<b>\$ (335,969)</b>

## Unit Description

The Health Department's Public Conservator is the court-appointed Lanterman-Petris-Short Conservator of any individual found to be gravely disabled as a condition in which a person, as a result of a mental disorder, is unable to provide for their basic personal needs for food, clothing or shelter. Welfare & Institutions Code, section 5008(h)(1)(A).

## Recommended FY 2025-2026 Positions

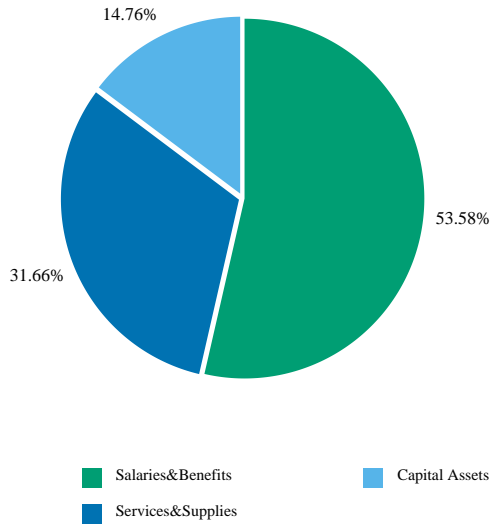
Classification Code	Classification Label	FTE
14C30	MANAGEMENT ANALYST II	1.00
14N06	OPERATIONS MANAGER	1.00
20B12	ACCOUNTANT III	1.00
34H24	DEPUTY PUBLIC ADMINISTRATOR / GUARDIAN / CONSERVATOR I	3.50

34H34	DEPUTY PUBLIC ADMINISTRATOR / GUARDIAN / CONSERVATOR II	5.00
80E21	OFFICE ASSISTANT II	2.00
80E22	OFFICE ASSISTANT III	1.00
80E80	PRINCIPAL OFFICE ASSISTANT	1.00
80J22	SENIOR ACCOUNT CLERK	1.00
80J30	ACCOUNTING TECHNICIAN	1.00
	<u>Total</u>	17.50

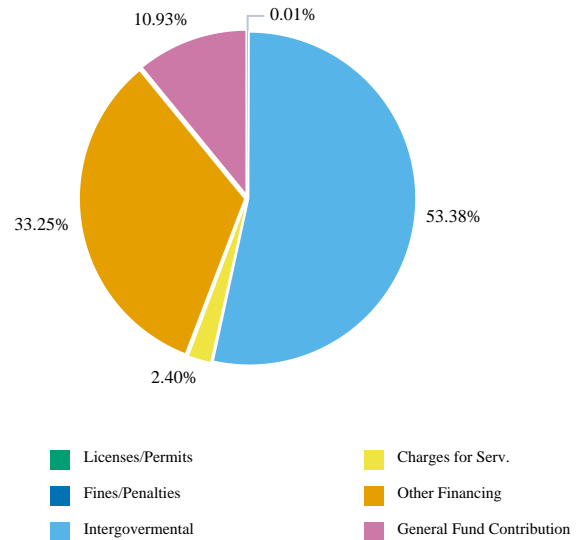
# Public Health

(Budget Unit 400026 - Fund 1001 - Appropriation Unit HEA113)

## Use of Funds



## Source of Funds



## Use of Funds

Expenditures	Prior Year 2023-2024	Adopted Budget 2024-2025	CY Estimate 2024-2025	Requested Budget 2025-2026	Recommended Budget 2025-2026	Recommended Change from Adopted
Salaries and Employee Benefits	\$ 19,734,331	\$ 21,108,484	\$ 18,937,688	\$ 23,746,557	\$ 23,746,556	\$ 2,638,072
Services and Supplies	10,291,878	12,614,706	16,296,755	14,031,090	14,031,090	1,416,384
Other Charges	424,792	(2,226,314)	(3,253,421)	(2,083,128)	(2,083,128)	143,186
Capital Assets	88,727	4,277,500	2,815,324	6,540,500	6,540,500	2,263,000
<b>Subtotal</b>	<b>\$ 30,539,728</b>	<b>\$ 35,774,376</b>	<b>\$ 34,796,346</b>	<b>\$ 42,235,019</b>	<b>\$ 42,235,018</b>	<b>\$ 6,460,642</b>

## Source of Funds

Revenues	Prior Year 2023-2024	Adopted Budget 2024-2025	CY Estimate 2024-2025	Requested Budget 2025-2026	Recommended Budget 2025-2026	Recommended Change from Adopted
Licenses, Permits, and Franchises	\$ 26,829	\$ 29,805	\$ 25,186	\$ 6,296	\$ 6,296	\$ (23,509)
Fines	12,608	12,197	16,950	12,475	12,475	278
Intergovernmental Revenues	23,277,153	19,130,326	22,498,423	22,544,491	22,544,491	3,414,165
Charges For Services	1,318,102	1,042,056	1,970,534	1,011,984	1,011,984	(30,072)
Miscellaneous Revenues	2,471	412	0	0	0	(412)
Other Financing Sources	-	9,454,763	4,320,575	14,043,623	14,043,623	4,588,860
<b>Subtotal</b>	<b>\$ 24,637,164</b>	<b>\$ 29,669,559</b>	<b>\$ 28,831,667</b>	<b>\$ 37,618,869</b>	<b>\$ 37,618,869</b>	<b>\$ 7,949,310</b>
General Fund Contributions	5,902,564	6,104,817	5,964,678	4,616,150	4,616,149	(1,488,668)
<b>Total Source of Funds</b>	<b>\$ 30,539,728</b>	<b>\$ 35,774,376</b>	<b>\$ 34,796,346</b>	<b>\$ 42,235,019</b>	<b>\$ 42,235,018</b>	<b>\$ 6,460,642</b>

## Unit Description

Public Health is credited with adding 25 years to the life expectancy of people in the United States. Major accomplishments in the last 100 years include vaccinations, motor vehicle safety laws, safer workplaces, safer drinking water, infectious disease control, healthier food, and alcohol and

tobacco laws. The County's Public Health Bureau includes six divisions.

The Communicable Disease Prevention and Control Division monitors reportable diseases and takes measures to reduce the spread of disease. Public Health Preparedness staff respond effectively to emergencies and disasters such as pandemics, floods, and forest fires, while enhancing

hospital emergency response capability. The Immunization Program collaborates with schools and health care providers to vaccinate children against deadly illnesses. Vital Records Office registers and issues certificates for live births and deaths in the County and issues burial and cremation permits. Epidemiology and Surveillance investigates suspected outbreaks, analyzes population level health information, and provides infection control guidance to health care agencies, congregate living facilities, schools, and businesses.

The Public Health Laboratories Division provides local testing to protect the community against public health threats. The Clinical Laboratory receives samples from local hospitals and health care providers to test for infectious diseases such as legionellosis, norovirus, E. coli, and Salmonella. The Environmental Laboratory receives samples from Environmental Health, businesses, and residents to test for contaminants in drinking water, wastewater, and recreational water.

Community Based Nursing Division's Nurse Family Partnership and Maternal, Child, and Adolescent Health Programs promote comprehensive perinatal services for pregnant women, provide case management for mothers and their babies, and link families to services and resources that reduce the number of babies that die before the age of one. Enhanced Care Management nurses case manage persons experiencing homelessness, high-utilizers of the hospital, and persons with substance use disorders, which involve referrals to housing services, drug treatment, and medical homes, which improve a person's health and social well-being. Public Health Nutrition supports clients and their families who have weight management, chronic disease, and related dietary concerns, focusing primarily on children under 21 years of age and their families, medically fragile adults, and individuals in jeopardy of negative psycho-social outcomes.

The Chronic Disease and Injury Prevention Division works in schools to prevent teen pregnancy, sexually transmitted infections, and abusive relationships. It works with health care providers and schools to promote oral health and prevent childhood gum disease and cavities. The division collaborates with cities to reduce motor vehicle, cyclist, and pedestrian injuries and deaths, and supports businesses to reduce youth access to alcohol, cannabis, and tobacco products. The Healthy Aging Program provides outreach and education services that rely on prevention strategies. The Women, Infants, and Children (WIC) program offers supplemental food, health care referrals, and nutrition education for low-income pregnant and postpartum women. The Employee Wellness Program aims to improve county employees' mental and physical health to improve morale and productivity, reduce absenteeism and workers' compensation claims, and reduce health insurance and disability rates.

The Children's Medical Services Division assures access to quality preventive and specialty medical care for county children and is budgeted in Entity 400028.

The Public Health Administration Division administers the Sexual Assault Response Team (SART). The SART Coordinator and trained Sexual Assault Forensic Examiners (SAFE) respond collaboratively with counselors, law enforcement, and the District Attorney's Office to reports of cases of sexual assault, sexual abuse, and domestic violence.

## Recommended FY 2025-2026 Positions

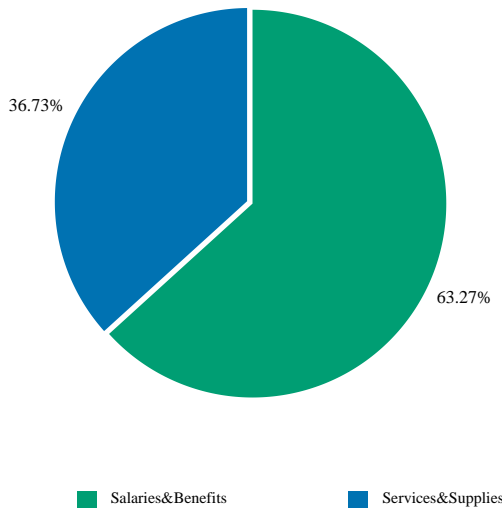
Classification Code	Classification Label	FTE
12E04	BUREAU CHIEF	1.00
14C30	MANAGEMENT ANALYST II	3.00
14C31	MANAGEMENT ANALYST III	1.00
14C48	PUBLIC HEALTH PROGRAM MANAGER II	2.00

14C80	PUBLIC HEALTH PROGRAM MANAGER I	1.00
14G02	MANAGEMENT ANALYST I	1.00
14K44	ASSISTANT BUREAU CHIEF	1.00
20B11	ACCOUNTANT II	4.00
20B12	ACCOUNTANT III	1.00
20B93	FINANCE MANAGER II	1.00
43B02	WATER QUALITY SPECIALIST	1.00
50C22	PUBLIC HEALTH MICROBIOLOGIST II	3.00
50C23	SENIOR PUBLIC HEALTH MICROBIOLOGIST	1.00
50C70	ASSISTANT DIRECTOR - PUBLIC HEALTH LABORATORY	1.00
50C80	DIRECTOR PUBLIC HEALTH LABORATORY	1.00
50C81	PUBLIC HEALTH CHEMIST	1.00
50E23	LABORATORY ASSISTANT	3.00
50J01	CHRONIC DISEASE PREVENTION SPECIALIST I	24.00
50J11	CHRONIC DISEASE PREVENTION SPECIALIST II	10.00
50J21	CHRONIC DISEASE PREVENTION COORDINATOR	9.00
50K18	HEALTH PROGRAM COORDINATOR	6.00
50K23	SENIOR HEALTH EDUCATOR	1.00
50L22	PUBLIC HEALTH NUTRITIONIST II	6.00
50L80	SUPERVISING PUBLIC HEALTH NUTRITIONIST	3.00
50N11	PUBLIC HEALTH EPIDEMIOLOGIST II	2.00
50N22	SUPERVISING PUBLIC HEALTH EPIDEMIOLOGIST	1.00
50U16	BEHAVIORAL HEALTH AIDE	2.00
52A97	CLINIC NURSE PRACTITIONER	1.00
52E01	PUBLIC HEALTH LICENSED VOCATIONAL NURSE	6.00
52E20	DIRECTOR OF PUBLIC HEALTH NURSING	1.00
52E22	PUBLIC HEALTH NURSE II	20.00
52E23	PUBLIC HEALTH NURSE III	2.00
52E80	SUPERVISING PUBLIC HEALTH NURSE	8.00
54B12	CONTRACT PHYSICIAN	0.15
60C21	SOCIAL WORKER II	1.00
60C80	SOCIAL WORK SUPERVISOR I	1.00
60P21	COMMUNITY SERVICE AIDE II	11.00
60P22	COMMUNITY SERVICE AIDE III	3.00
60P23	COMMUNITY SERVICE AIDE IV	4.00
80E22	OFFICE ASSISTANT III	10.00
80E93	SUPERVISING VITAL RECORDS SPECIALIST	1.00
80J22	SENIOR ACCOUNT CLERK	1.00
80J30	ACCOUNTING TECHNICIAN	2.00
Total		163.15

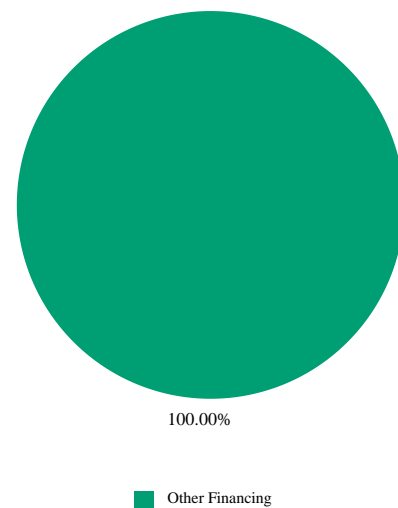
# Community Health Regional Teams

(Budget Unit 400027 - Fund 1001 - Appropriation Unit HEA113)

**Use of Funds**



**Source of Funds**



**Use of Funds**

Expenditures	Prior Year 2023-2024	Adopted Budget 2024-2025	CY Estimate 2024-2025	Requested Budget 2025-2026	Recommended Budget 2025-2026	Recommended Change from Adopted
Salaries and Employee Benefits	\$ 1,214,422	\$ 557,328	\$ 599,969	\$ 12,152	\$ 12,152	\$ (545,176)
Services and Supplies	442,871	232,999	136,487	7,055	7,055	(225,944)
Other Charges	130,270	136,086	136,086	0	0	(136,086)
<b>Subtotal</b>	<b>\$ 1,787,562</b>	<b>\$ 926,413</b>	<b>\$ 872,542</b>	<b>\$ 19,208</b>	<b>\$ 19,208</b>	<b>\$ (907,205)</b>

**Source of Funds**

Revenues	Prior Year 2023-2024	Adopted Budget 2024-2025	CY Estimate 2024-2025	Requested Budget 2025-2026	Recommended Budget 2025-2026	Recommended Change from Adopted
Intergovernmental Revenues	\$ 2,156,059	\$ 428,749	\$ 570,368	\$ -	\$ -	\$ (428,749)
Other Financing Sources	-	439,904	104,276	94,001	94,001	(345,903)
<b>Subtotal</b>	<b>\$ 2,156,059</b>	<b>\$ 868,653</b>	<b>\$ 674,644</b>	<b>\$ 94,001</b>	<b>\$ 94,001</b>	<b>\$ (774,652)</b>
General Fund Contributions	(368,497)	57,760	197,899	(74,793)	(74,793)	(132,553)
<b>Total Source of Funds</b>	<b>\$ 1,787,562</b>	<b>\$ 926,413</b>	<b>\$ 872,542</b>	<b>\$ 19,208</b>	<b>\$ 19,208</b>	<b>\$ (907,205)</b>

## Unit Description

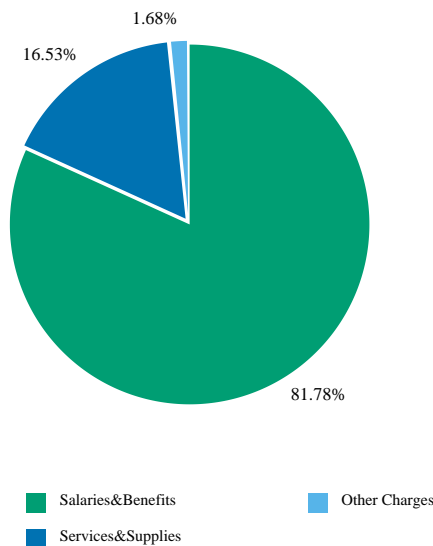
The Health Department's Community Health Regional Teams unit 400027's staff and services are merged to unit 400026. There is no reduction in staff or services. Unit 400027 will remain active in FY 2025-26 to account for pending financial transactions. 400027 is anticipated to be deactivated at the end of FY 2025-26 and inactive in FY 2026-27. 400027's previously offered the following services to the community, which are now provided in unit 400026.

Public Health Nutritionists and support staff in the Public Health Nutrition Program provide nutrition evaluation and case management to multiple populations of focus, which include people under 21 years of age and their families, medically fragile adults, and individuals in jeopardy of negative psycho-social outcomes. Public health nutritionists support clients and their families who have weight management, chronic disease, and related dietary concerns

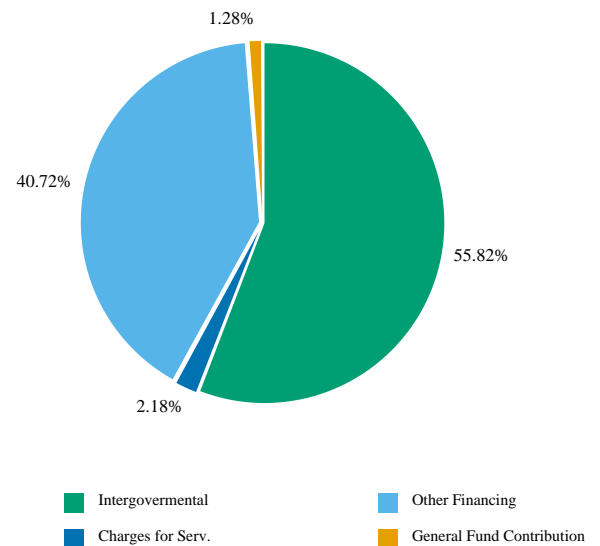
# Children's Medical Services

(Budget Unit 400028 - Fund 1001 - Appropriation Unit HEA114)

## Use of Funds



## Source of Funds



## Use of Funds

Expenditures	Prior Year 2023-2024	Adopted Budget 2024-2025	CY Estimate 2024-2025	Requested Budget 2025-2026	Recommended Budget 2025-2026	Recommended Change from Adopted
Salaries and Employee Benefits	\$ 3,893,467	\$ 4,158,958	\$ 3,511,225	\$ 4,655,740	\$ 4,655,740	\$ 496,782
Services and Supplies	446,654	972,259	1,320,071	941,287	941,287	(30,972)
Other Charges	210,606	49,510	165,761	95,763	95,763	46,253
Capital Assets	5,577	-	-	0	0	0
<b>Subtotal</b>	<b>\$ 4,556,304</b>	<b>\$ 5,180,727</b>	<b>\$ 4,997,056</b>	<b>\$ 5,692,790</b>	<b>\$ 5,692,790</b>	<b>\$ 512,063</b>

## Source of Funds

Revenues	Prior Year 2023-2024	Adopted Budget 2024-2025	CY Estimate 2024-2025	Requested Budget 2025-2026	Recommended Budget 2025-2026	Recommended Change from Adopted
Intergovernmental Revenues	\$ 3,085,200	\$ 3,250,332	\$ 3,170,663	\$ 3,177,819	\$ 3,177,819	\$ (72,513)
Charges For Services	120,911	193,138	160,007	124,273	124,273	(68,865)
Other Financing Sources	1,218,318	1,847,115	1,776,244	2,318,038	2,318,038	470,923
<b>Subtotal</b>	<b>\$ 4,424,429</b>	<b>\$ 5,290,585</b>	<b>\$ 5,106,914</b>	<b>\$ 5,620,130</b>	<b>\$ 5,620,130</b>	<b>\$ 329,545</b>
General Fund Contributions	131,874	(109,858)	(109,857)	72,660	72,660	182,518
<b>Total Source of Funds</b>	<b>\$ 4,556,304</b>	<b>\$ 5,180,727</b>	<b>\$ 4,997,056</b>	<b>\$ 5,692,790</b>	<b>\$ 5,692,790</b>	<b>\$ 512,063</b>

## Unit Description

Children's Medical Services assures access to quality preventive and specialty medical care for Monterey County children. Programs provided include California Children's Services (CCS), Health Care Program for Children in Foster Care (HCPCFC), and Childhood Lead Poisoning Prevention Program (CLPPP).

CCS, a State-mandated program, provides eligibility determination for all children referred to CCS by health care providers, parents, and health plans. CCS Case Management Program provides treatment authorization and medical care coordination for eligible children up to age 21 who are

not Medi-Cal Managed Care Plan members. CCS Medical Therapy Unit (MTU) Program delivers physical and occupational therapy services to children with certain eligible MTU conditions. HCPCFC works with the County Probation Department and the Child and Family Services Division of the County Department of Social Services to assure children in foster care have timely access to appropriate behavioral, dental and health care services. CLPPP educates medical providers in detecting and preventing lead poisoning in children, improves lead poisoning detection by assuring at-risk children receive blood lead screening tests, case manages lead-poisoned children to assure screening follow-up, and collaborates with community partners to increase awareness of childhood lead poisoning.

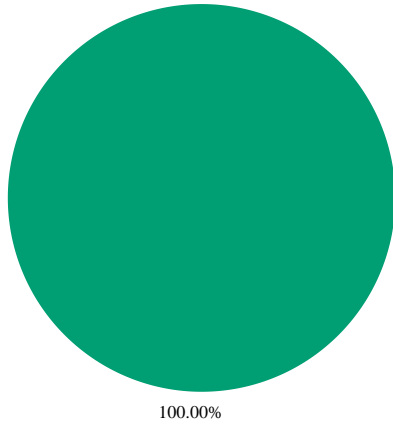
## Recommended FY 2025-2026 Positions

Classification Code	Classification Label	FTE
25G21	CA CHILDRENS SERVICES CASE WORKER II	3.00
50F23	OCCUPATIONAL THERAPIST-PHYSICALLY HANDICAPPED CHILDREN	3.90
50G23	PHYSICAL THERAPIST-PHYSICALLY HANDICAPPED CHILDREN	3.90
50G25	SENIOR THERAPIST-PHYSICALLY HANDICAPPED CHILDREN	2.00
50G31	SUPERVISING THERAPIST-MED THER PROG	1.00
50J11	CHRONIC DISEASE PREVENTION SPECIALIST II	1.00
52E22	PUBLIC HEALTH NURSE II	6.00
52E23	PUBLIC HEALTH NURSE III	1.00
52E80	SUPERVISING PUBLIC HEALTH NURSE	1.75
54B12	CONTRACT PHYSICIAN	0.45
60P22	COMMUNITY SERVICE AIDE III	3.00
80E22	OFFICE ASSISTANT III	1.00
Total		28.00

# Health - 1991 Realignment

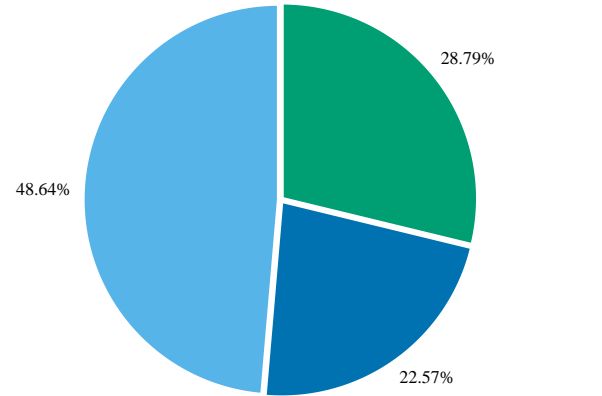
(Budget Unit 400029 - Fund 1330 - Appropriation Unit HEA115)

## Use of Funds



Other Fin. Uses

## Source of Funds



Intergovernmental

Other Financing

Fund Balance

## Use of Funds

Expenditures	Prior Year 2023-2024	Adopted Budget 2024-2025	CY Estimate 2024-2025	Requested Budget 2025-2026	Recommended Budget 2025-2026	Recommended Change from Adopted
Other Financing Uses	\$ 10,063,662	\$ 19,441,219	\$ 22,100,756	\$ 23,092,389	\$ 23,092,389	\$ 3,651,170
<b>Subtotal</b>	<b>\$ 10,063,662</b>	<b>\$ 19,441,219</b>	<b>\$ 22,100,756</b>	<b>\$ 23,092,389</b>	<b>\$ 23,092,389</b>	<b>\$ 3,651,170</b>

## Source of Funds

Revenues	Prior Year 2023-2024	Adopted Budget 2024-2025	CY Estimate 2024-2025	Requested Budget 2025-2026	Recommended Budget 2025-2026	Recommended Change from Adopted
Intergovernmental Revenues	\$ 6,742,115	\$ 6,843,313	\$ 9,474,848	\$ 6,649,038	\$ 6,649,038	\$ (194,275)
Other Financing Sources	5,211,274	5,211,274	6,333,931	5,211,274	5,211,274	0
<b>Subtotal</b>	<b>\$ 11,953,389</b>	<b>\$ 12,054,587</b>	<b>\$ 15,808,779</b>	<b>\$ 11,860,312</b>	<b>\$ 11,860,312</b>	<b>\$ (194,275)</b>
Fund Balance	\$ (1,889,727)	\$ 7,386,632	\$ 6,291,977	\$ 11,232,077	\$ 11,232,077	\$ 3,845,445
<b>Total Source of Funds</b>	<b>\$ 10,063,662</b>	<b>\$ 19,441,219</b>	<b>\$ 22,100,756</b>	<b>\$ 23,092,389</b>	<b>\$ 23,092,389</b>	<b>\$ 3,651,170</b>

## Unit Description

The Health & Welfare Realignment Fund 1330 was established in FY 2012-13 to comply with new 1991 realignment accounting and funding methodologies adopted by the State. Fund 1330 will serve as the repository and appropriation unit for realignment funds.

Total expenditures of \$22,792,567 are categorized as follows: \$2,450,645 for Sheriff's Office inmate medical care, \$2,416,266 for Policy Evaluation and Planning Unit (PEP), \$157,000 for Enhanced Care

Management (ECM), \$38,000 for Medi-Cal Coordination (MAA/TCM), \$60,000 for indigent medical services to rural clinics, \$557,409 for Animal Services, \$552,000 for Participatory Budget services, \$2,269,291 for Children's Medical Services, \$14,385,186 for Public Health programs and services, and \$206,592 for AB 85 one-time payment.



# Social Services

## Departmental Overview:

The County of Monterey's Department of Social Services (DSS) promotes the social and economic self-reliance of individuals and families in the County through employment services, temporary financial assistance, social support services, protective services for children, dependent adults and seniors, and partnerships with the community to develop and support personal responsibility and self-sufficiency.

## Programs and Functions:

**COMMUNITY BENEFITS (CB)** provides eligibility services for Medi-Cal health insurance, CalFresh nutrition assistance, California Work Opportunity and Responsibility to Kids (CalWORKs) through cash aid to families with children, and General Assistance to indigent adults.

**FAMILY AND CHILDREN SERVICES BENEFITS (FCS)** provides child abuse and neglect prevention, assesses and investigates referrals of child abuse and neglect, supports adoptions and other permanency resources when reunification is not possible, and provides independent living skills services for older youth who are in care or emancipating to independence.

**CalWORKs EMPLOYMENT SERVICES (CWES)** provides the Welfare-to-Work Employment Program services to lift CalWORKs customers out of poverty and encourage self-sufficiency. These include childcare, job search support, skill building, wage subsidies, and services to overcome barriers related to housing, mental health, substance use disorder, and domestic violence.

**AGING AND ADULT SERVICES (AAS)** administers the Adult Protective Services (APS) Program to address abuse and dependent adult exploitation, the In-Home Supportive Services (IHSS) program provided home care service as an alternative to institutional care, Supplemental Security Income (SSI) advocacy to support disabled General Assistance recipients apply for SSI benefits, Public Authority to assist with IHSS provider enrollment and Area Agency on Aging programs for seniors.

**MILITARY & VETERANS AFFAIRS OFFICE (MVAO)** supports and assists veterans, their survivors, and dependents through outreach, benefit claim preparation, and development of appeals when appropriate.

## Department's Contributions to the County's Prior Strategic Initiatives:

**HEALTH AND HUMAN SERVICES:** Improve residents' health, stability and quality of life by promoting equitable access to a range of public assistance opportunities including Medi-Cal, CalFresh, and CalWORKs, CalWORKs Employment Services, Child Welfare Services, Adult Protective Services, Behavioral Health, and Homeless Services, in partnership with a vibrant network of community partners.

**ECONOMIC DEVELOPMENT:** Implement programs and services while advocating for policy and resources to improve residents' lives, strengthening the local economy, and ensuring the viability of the department and its community partners.

**ADMINISTRATION:** Restructure and innovate administrative systems, internal processes, and service delivery to improve efficiencies, departmental capacity, service access, and customer experience. Recruit and retain a diverse, talented workforce dedicated to protecting children and adults in ways that strengthen families and encourage independence.

**INFRASTRUCTURE:** Redesign and modernize departmental and public spaces to address workflow and convey and facilitate respect, dignity, and accessibility.



## County of Monterey DEPARTMENT OF SOCIAL SERVICES



FOOD ASSISTANCE



ELDER CARE



SAFETY NET SERVICES



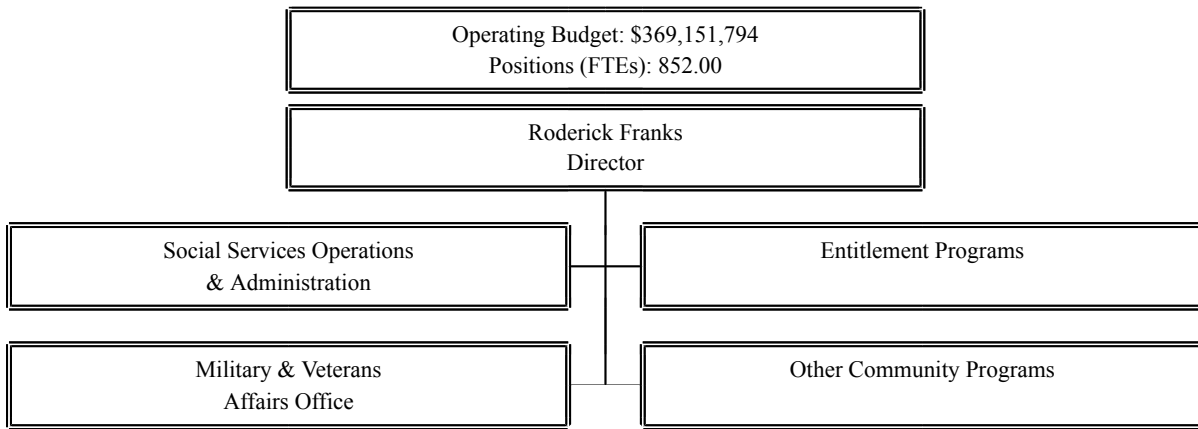
HEALTH INSURANCE



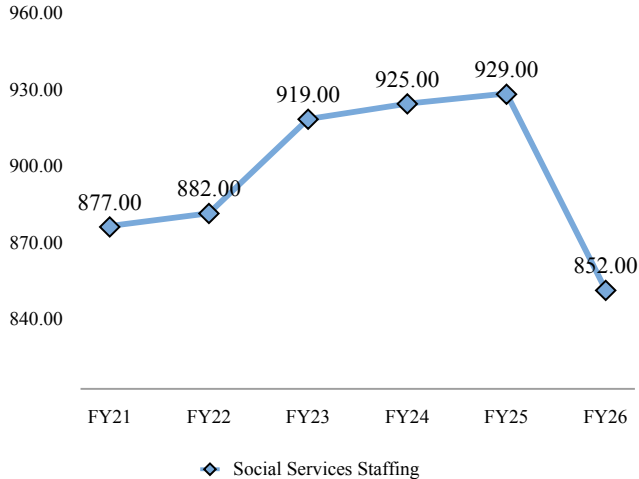
WELFARE TO WORK



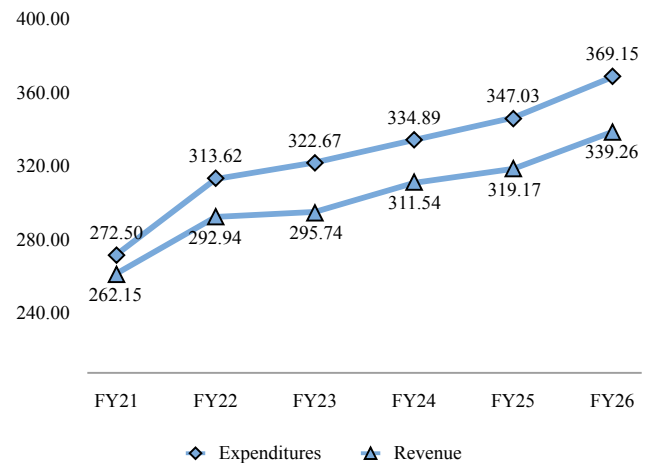
CHILD WELFARE



## Staffing Trends



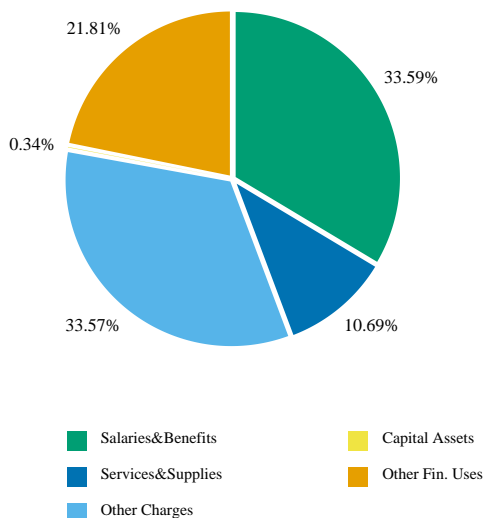
## Expenditure/Revenue History (in millions)



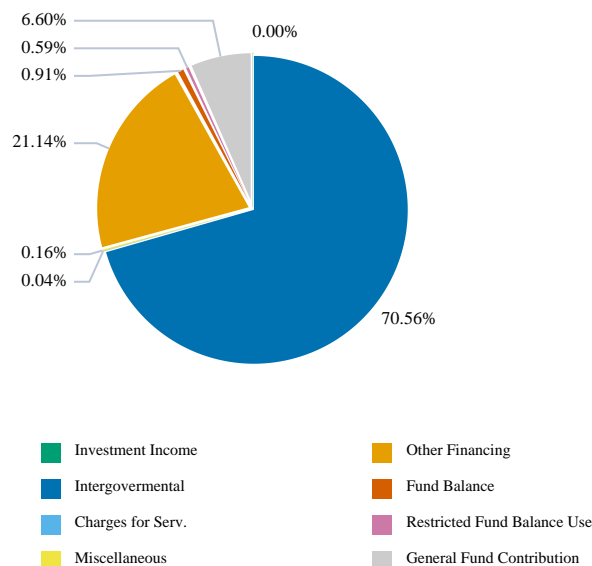
The following effectiveness measures demonstrate the department's efforts and performance in improving the social and economic security of county residents and assisting veterans and their families.

Key Performance Measures	2022-2023 Actual	2023-2024 Actual	2024-2025 Mid-Year
Total county residents aided.	251,713	243,149	219,051
Percent of Community Benefits applications processed timely. Target = 100%	88.16%	92.89%	93.49%
Rate of work participation for CalWORKs (not including WINS). Target = 50%	51.89%	58.15%	61.89%
Average monthly number of IHSS recipients.	5,878	6,453	6,819
Number of adult protective services referrals.	2,624	2,922	2,014
Number of child maltreatment allegations referred.	4,307	4,321	1,664
Children in care per 1,000 children in population.	1.9	1.3	1.3
Number of Veteran claims submitted	6,149	5,770	3,026

## Use of Funds



## Source of Funds



## Use of Funds

Expenditures	Prior Year 2023-2024	Adopted Budget 2024-2025	CY Estimate 2024-2025	Requested Budget 2025-2026	Recommended Budget 2025-2026	Recommended Change from Adopted
Salaries and Employee Benefits	\$ 105,113,499	\$ 114,938,816	\$ 118,842,670	\$ 124,367,730	\$ 123,994,816	\$ 9,056,000
Services and Supplies	42,490,046	41,759,872	42,563,045	39,463,015	39,463,015	(2,296,857)
Other Charges	110,631,825	111,473,504	118,866,762	124,430,836	123,935,863	12,462,359
Capital Assets	253,267	2,669,334	1,600,974	1,244,772	1,244,772	(1,424,562)
Other Financing Uses	76,402,152	76,185,593	81,510,504	80,513,328	80,513,328	4,327,735
<b>Subtotal</b>	<b>\$ 334,890,789</b>	<b>\$ 347,027,119</b>	<b>\$ 363,383,955</b>	<b>\$ 370,019,681</b>	<b>\$ 369,151,794</b>	<b>\$ 22,124,675</b>

## Source of Funds

Revenues	Prior Year 2023-2024	Adopted Budget 2024-2025	CY Estimate 2024-2025	Requested Budget 2025-2026	Recommended Budget 2025-2026	Recommended Change from Adopted
Revenue from Use of Money & Property	\$ 1,511	\$ 500	\$ 500	\$ 500	\$ 500	0
Intergovernmental Revenues	231,046,184	245,397,858	255,433,466	260,661,045	260,474,587	15,076,729
Charges For Services	125,000	135,000	135,000	145,000	145,000	10,000
Miscellaneous Revenues	1,177,521	569,149	605,176	608,392	608,392	39,243
Other Financing Sources	79,189,929	73,070,983	76,460,023	78,028,617	78,028,617	4,957,634
<b>Subtotal</b>	<b>\$ 311,540,146</b>	<b>\$ 319,173,490</b>	<b>\$ 332,634,165</b>	<b>\$ 339,443,554</b>	<b>\$ 339,257,096</b>	<b>\$ 20,083,606</b>
Fund Balance	\$ (2,928,197)	\$ 1,504,754	\$ 3,430,676	\$ 3,359,105	\$ 3,359,105	\$ 1,854,351
GF - Restricted Fund Balance Use	-	-	-	2,169,095	2,169,095	2,169,095
General Fund Contributions	26,278,840	26,348,875	27,319,114	25,047,926	24,366,497	(1,982,378)
<b>Total Source of Funds</b>	<b>\$ 334,890,789</b>	<b>\$ 347,027,119</b>	<b>\$ 363,383,955</b>	<b>\$ 370,019,681</b>	<b>\$ 369,151,794</b>	<b>\$ 22,124,675</b>

## Summary of Recommendation

The Recommended Budget for the Department of Social Services (DSS) totals \$369,151,794 in appropriations, financed by \$339,257,096 in program revenues, \$24,366,497 in General Fund Contributions (GFC), \$2,169,095 in General Fund restricted assignment use for Community Programs, \$2,606,349 in Social Services Realignment fund balance, and \$752,756 in the Protective Services Realignment fund balance. These represent increased appropriations of \$22,124,675, increased estimated

revenues of \$20,083,606, increased use of fund balance of \$561,391, and an increase in GFC of \$1,479,677 from the FY 2024-25 Adopted Budget. The increase in GFC is mainly due to an increase in Cost Plan charges to the department.

Appropriations are higher than the prior year's adopted budget by \$22,124,675. This increase is primarily driven by increased salaries and benefits, program growth projected for the entitlement (client benefits) programs, and increased costs for Out of Home Care for children with

acute needs in foster care. Salaries and benefits increase of \$9,056,000 is mostly driven by negotiated wage increases and the implementation of wage compensation studies by the County. Public Assistance payments increase of \$5,471,110 is primarily due to CalWORKs case-load and grant increases, \$1,393,669 for the In-Home Supportive Services (IHSS) Maintenance of Effort, and \$3,240,422 for Out of Home Care expenses due to higher costs associated with increased specialized placements in foster care for children with acute needs. Additionally, Operating Transfers Out increased \$4,327,735 from sales tax realignment funds to fund entitlement programs and DSS personnel.

The Recommended Budget includes 852 full-time equivalent positions, representing a decrease of 79 positions from the FY 2024-25 Adopted Budget. The decrease in positions impacted various programs and functions at DSS. The following vacant positions are recommended for deletion: 33 Eligibility Specialists and Supervisors, 21 various clerical, 11 various managerial, six Social Workers, five Employment and Training Workers and Supervisors, and three other support staff. Two additional augmentations are included in the Recommended Budget for the Out of Home Care Program of \$1,125,000 for children with acute needs and \$359,918 for the County's General Assistance Program that provides cash assistance to indigent adults.

---

## Budget Impacts

The Recommended Budget includes two augmentations for entitlement programs. There is \$1,125,000 for the Out of Home Care Program that funds placement costs for children in foster care with acute needs, and \$359,918 for the General Assistance Program, a county-funded cash assistance program.

---

## Prior Year Accomplishments

DSS collaborated with key partners, including the Continuum of Care Leadership Council and the Monitoring and Evaluation Committee, to strengthen system-wide infrastructures addressing self-sufficiency, homelessness prevention, and homelessness. DSS developed a comprehensive Monitoring Program for the County and the Continuum of Care, ensuring the creation and implementation of Regionally Coordinated Homelessness Action Plans. These efforts aligned with the goals of the Lead Me Home Plan. The development of the plan was co-sponsored by the County in 2020 and adopted by the Board of Supervisors in 2021; it emphasized permanent housing solutions, long-term housing stability, and supportive services, with measurable benchmarks to track progress.

DSS established policies, procedures, and tools that meet the Homeless Housing, Assistance, and Prevention Program requirements. These frameworks can be adapted for other funding sources, such as the state's Permanent Local Housing Allocation (funding to local governments for housing-related projects and programs that assist in addressing the unmet housing needs of their local communities) and Encampment Resolution Funding Program (competitive grant program available to assist local jurisdictions to provide services and support to people experiencing homelessness in encampments that results in meaningful paths to safe and stable housing), to generate measurable outcomes and support.

Family and Child Services (FCS) supported seven masters' level social work interns in their field placement and one undergraduate intern through placements. This entailed providing additional training and coaching to existing and new staff. Additionally, feedback was compiled from newly onboarded social workers and will inform program implementation.

FCS continued meeting with other Bay Area counties to gather information about visitation processes and policies. FCS compiled data and instituted a structure for court-involved parents to access visits and coaching. Furthermore, completion of the required training led to updated

policies and procedures for Social Service Aides, Social Workers, and Social Work Supervisors.

The Military and Veterans Affairs Office (MVAO) continued advocating to local, regional, and federal Veterans Affairs (VA) leadership about ways to sustain and improve mental health services at the Major General William H. Gourley VA-DoD Outpatient Clinic in the City of Marina. It established the Santa Cruz County Vet Center counseling access point at the Monterey County Veterans Affairs main office in the City of Marina.

MVAO held 4,336 appointments and completed 5,770 claim actions for 2,991 unique Veterans. The office aided in the awarding of 1,865 VA disability compensation claims totaling over \$19.8 million. It helped process 270 College Tuition Fee Waivers, saving the County's disabled Veterans over \$1.9 million.

The Aging and Adult Services (AAS) Branch reached and/or served 41,569 customers through its programs. It implemented the Age Wise Program (connects customers with services designed to enhance their overall mental health and well-being) in partnership with the County's Behavioral Health Bureau for counseling services for seniors and wrap-around services.

Through various service agreements and collaborations, AAS expanded congregate meals sites for seniors living in the cities of Marina and Salinas, collaborated with CalWORKs Employment Services to hold the Annual Open House and Resource Fair with over 500 multi-generational community members and 50 Community Service providers in attendance and awarded over \$6.5 million to community service providers including the Center for Independent Living, Meals on Wheels, Senior Legal Services, and Alliance of Aging.

The CalWORKs Employment Services Branch (CWES) engaged families in a Welfare-to-Work sanction status using goals, strategies, and action steps; implemented the California Outcomes and Accountability Review (Cal-OAR) System Improvement Plan; and provided over 33,500 direct services to CWES participants. The County is recognized as one of the top counties in the state with a high work participation rate.

The Community Benefits (CB) Branch continued to provide cash, food, and medical assistance to approximately 200,000 in the County. The volume of applications remained high with a peak of more than 6,000 during the winter months of November and December. Furthermore, the branch accomplished high service delivery levels by processing over 90% of applications timely.

The CB branch expanded the Salinas lobby to serve the high volume of customers efficiently at this location and implemented a Self-Service Center to teach customers how to submit online applications, check case statuses, and upload documents.

DSS continued outreach presentations and collaborations with other county offices and departments, schools, and non-profit agencies. The medium-sized van purchased last fiscal year was equipped with necessary mobile outreach resources to provide information throughout the County during resource fairs and events to increase awareness and services available to underserved and remote communities. The larger mobile office purchased with a US Department of Agriculture Food and Nutrition Service (FNS) grant is in the process of being equipped with two interview rooms, Internet access, and EBT (electronic benefit transfer) printing machine with delivery expected by the end of 2025. The mobile office will provide additional flexibility in outreach efforts, particularly for customers who may face barriers or may be hesitant to come to one of the district offices, and provides a confidential interview setting and ability to collaborate with other county offices and departments during natural disasters.

---

## Budget Year Goals

Improve the quality and coordination of partnerships across branches, county offices and departments, and community partners to strengthen and sustain system-wide infrastructures that address self-sufficiency, homeless prevention, and homelessness.

Continue to create innovative funding strategies through interdepartmental Memorandums of Understanding and joint funding plans that address federal and state policy changes.

Increase relative and near-kin connection to children in out of home care through a newly instituted 30-days-to-family program in the placement unit.

Partner with Wayfinder Family Services, a community non-profit, to ensure relatives and near-kin are connected to resources that will increase relative placements and their stability. Continue to assess needs to ensure relatives and near-kin can accept placements.

Continue to administer the Housing and Disability Advocacy Program (HDAP) to provide advocacy and housing supports to persons with disabilities experiencing homelessness.

Continue to grow a strong and collaborative Aging and Disability Resource Connection network of community partner agency that serve older adults and persons with disabilities through the No Wrong Door service delivery model.

Continue to support community partners with OAA and Area Agency on Aging funding services to help meet the needs of seniors, individuals with disabilities, and care providers.

Continue coordinating with CWES and AAS for various multi-generational service delivery opportunities.

Continue to meet and/or exceed federal work participation requirements for all families.

Provide intensive case management to families facing significant barriers to participation in welfare-to-work activities and help address the underlying barriers to employment and self-sufficiency.

Focus available resources toward families that have received a welfare-to-work sanction.

Continue to partner with California Department of Human Resources (CalHR) Merit System Services (MSS) to improve the recruitment, testing, and selection process.

Continue to hold a robust Training, Mentoring, and Development (TMD) program to provide quality opportunities for continued professional growth.

Continue to investigate complaints remanded to DSS-HR by the California Department of Social Services (CDSS) Civil Rights Unit in a timely manner and implement corrective action plans when necessary.

Assess resources and trends to continue high service levels and handle application and ongoing workload accurately and efficiently.

Develop additional training and resources to increase accuracy and efficiency.

Recruit and retain at the highest possible levels to maximize service and benefit delivery to the County's Veterans, service members, and their families.

Increase state Subvention Funding through closer collaboration within DSS divisions.

Continue to advocate to county offices and departments to implement hiring and retention programs for Veterans, and work through the state and federal legislators to introduce or support legislation that benefits the Veteran and military community.

---

## Pending Issues

CDSS may receive a USDA penalty based upon the state's high error rate for CalFresh programs. States are responsible for maintaining a low error rate that does not exceed the federal national average, which was 11.09% in federal fiscal year (FFY) 2023. The County had an error rate of 12.36% in FFY 2023. The federal and state governments are still calculating the error rate for FFY 2024, but it is most likely that the state will exceed the national average. States that exceed the national average for two consecutive years will be sanctioned with a monetary penalty. The state will then share this penalty with the counties that caused the state to exceed the federal national average error rate in the second year, which includes the County. DSS continues taking measures with staff by reviewing processes, creating training, identifying tips and new tools, meeting with customers directly to gain input on their understanding of reporting responsibilities and materials provided to them, and meeting with staff regularly to gain input and insight to improve accuracy.

---

## Policy Considerations

There are no policy considerations.

## Appropriation Expenditure Detail

Entity Description	Entity Code	Fund Code	Prior Year 2023-2024	Adopted Budget 2024-2025	CY Estimate 2024-2025	Requested Budget 2025-2026	Recommended Budget 2025-2026	Recommended Change from Adopted
<b>Entitlement Programs</b>	<b>SOC100</b>	<b>1001</b>	<b>\$ 96,495,473</b>	<b>\$ 100,111,643</b>	<b>\$ 104,585,620</b>	<b>\$ 109,353,529</b>	<b>\$ 108,978,529</b>	<b>\$ 8,866,886</b>
CalWORKS / TANF	501001	1001	48,648,656	48,368,801	50,504,710	52,696,757	52,696,757	4,327,956
IHSS Wages / Benefits	501002	1001	24,098,190	27,129,664	27,381,622	28,523,333	28,523,333	1,393,669
Out of Home Care	501003	1001	23,748,626	24,613,178	26,699,288	28,133,439	27,758,439	3,145,261
<b>Entitlement Programs - General Assistance</b>	<b>SOC101</b>	<b>1001</b>	<b>1,139,872</b>	<b>1,100,832</b>	<b>1,507,249</b>	<b>1,474,598</b>	<b>1,354,625</b>	<b>253,793</b>
General Assistance	501004	1001	1,139,872	1,100,832	1,507,249	1,474,598	1,354,625	253,793
<b>Military and Veterans' Services</b>	<b>SOC102</b>	<b>1001</b>	<b>1,800,250</b>	<b>2,258,785</b>	<b>2,342,689</b>	<b>2,149,957</b>	<b>2,149,957</b>	<b>(108,828)</b>
Military and Veterans' Services	501005	1001	1,800,250	2,258,785	2,342,689	2,149,957	2,149,957	(108,828)
<b>Community Programs</b>	<b>SOC103</b>	<b>1001</b>	<b>6,328,359</b>	<b>4,975,805</b>	<b>4,315,998</b>	<b>3,141,769</b>	<b>3,141,769</b>	<b>(1,834,036)</b>
Community Programs	501006	1001	6,328,359	4,975,805	4,315,998	3,141,769	3,141,769	(1,834,036)
<b>Social Services</b>	<b>SOC104</b>	<b>1001</b>	<b>145,523,882</b>	<b>155,198,234</b>	<b>161,917,836</b>	<b>165,956,015</b>	<b>165,583,101</b>	<b>10,384,867</b>
Social Services	501007	1001	145,523,882	155,198,234	161,917,836	165,956,015	165,583,101	10,384,867
<b>Senior and Aging Services</b>	<b>SOC107</b>	<b>1001</b>	<b>5,803,580</b>	<b>5,711,333</b>	<b>5,723,265</b>	<b>5,848,543</b>	<b>5,848,543</b>	<b>137,210</b>
Area Agency on Aging	501010	1001	5,803,580	5,711,333	5,723,265	5,848,543	5,848,543	137,210
<b>IHSS Public Authority</b>	<b>SOC106</b>	<b>1220</b>	<b>923,393</b>	<b>1,099,024</b>	<b>1,067,524</b>	<b>1,163,608</b>	<b>1,163,608</b>	<b>64,584</b>
IHSS Public Authority	501009	1220	923,393	1,099,024	1,067,524	1,163,608	1,163,608	64,584
<b>Community Action Partnership</b>	<b>SOC105</b>	<b>1240</b>	<b>494,175</b>	<b>533,479</b>	<b>560,879</b>	<b>526,206</b>	<b>526,206</b>	<b>(7,273)</b>
Community Action Partnership	501008	1240	494,175	533,479	560,879	526,206	526,206	(7,273)
<b>Social Services - AB118</b>	<b>SOC108</b>	<b>1300</b>	<b>22,559,909</b>	<b>22,502,357</b>	<b>24,428,277</b>	<b>27,321,524</b>	<b>27,321,524</b>	<b>4,819,167</b>
Protective Services - AB118	501013	1300	22,559,909	22,502,357	24,428,277	27,321,524	27,321,524	4,819,167
<b>Social Services - Realignment</b>	<b>SOC109</b>	<b>1330</b>	<b>53,821,894</b>	<b>53,535,627</b>	<b>56,934,618</b>	<b>53,083,932</b>	<b>53,083,932</b>	<b>(451,695)</b>
Social Services - Realignment	501014	1330	53,821,894	53,535,627	31,732,464	29,705,169	29,705,169	(23,830,458)
CalWORKs MOE	501015	1330	0	0	25,202,154	23,378,763	23,378,763	23,378,763
<b>Total</b>			<b>\$ 334,890,78</b>	<b>\$ 347,027,11</b>	<b>\$ 363,383,95</b>	<b>\$ 370,019,68</b>	<b>\$ 369,151,79</b>	<b>\$ 22,124,675</b>

## Adopted 2024-2025 to Recommended 2025-2026 Positions

Classification Code	Classification Label	Adopted Budget 2023-2024	Adopted Budget 2024-2025	Recommended Budget 2025-2026	Change
11A12	DIRECTOR OF SOCIAL SERVICES	1.00	1.00	1.00	0.00
12C13	ASSISTANT DIRECTOR SOCIAL SERVICES	1.00	1.00	1.00	0.00
14B21	ASSOCIATE PERSONNEL ANALYST	4.00	5.00	4.00	(1.00)
14B32	SENIOR PERSONNEL ANALYST	2.00	2.00	2.00	0.00
14B51	DEPARTMENTAL HR MANAGER-MERIT SYSTEMS	1.00	1.00	1.00	0.00
14C30	MANAGEMENT ANALYST II	20.00	19.00	14.00	(5.00)
14C31	MANAGEMENT ANALYST III	17.00	18.00	17.00	(1.00)
14C70	ADMINISTRATIVE SERVICES ASSISTANT	8.00	8.00	7.00	(1.00)
14C72	ADMINISTRATIVE SERVICES MANAGER	1.00	1.00	0.00	(1.00)
14G02	MANAGEMENT ANALYST I	1.00	1.00	1.00	0.00
14H03	PERSONNEL TECHNICIAN-CONFIDENTIAL	5.00	5.00	5.00	0.00
14H70	STAFF TRAINER II	12.00	12.00	11.00	(1.00)
14N05	ADMINISTRATIVE OPERATIONS MANAGER	1.00	1.00	1.00	0.00

## Adopted 2024-2025 to Recommended 2025-2026 Positions

Classification Code	Classification Label	Adopted Budget 2023-2024	Adopted Budget 2024-2025	Recommended Budget 2025-2026	Change
16C87	BUSINESS TECHNOLOGY ANALYST II	5.00	5.00	5.00	0.00
16C88	BUSINESS TECHNOLOGY ANALYST III	2.00	2.00	2.00	0.00
16C93	BUSINESS TECHNOLOGY ANALYST IV	2.00	2.00	2.00	0.00
16F40	DEPARTMENTAL INFORMATION SYSTEMS MANAGER I	1.00	1.00	1.00	0.00
16F41	DEPARTMENTAL INFORMATION SYSTEMS MANAGER II	1.00	1.00	1.00	0.00
20B10	ACCOUNTANT I	3.00	3.00	3.00	0.00
20B11	ACCOUNTANT II	5.00	5.00	5.00	0.00
20B12	ACCOUNTANT III	1.00	1.00	1.00	0.00
20B93	FINANCE MANAGER II	2.00	2.00	2.00	0.00
20B94	FINANCE MANAGER III	1.00	1.00	1.00	0.00
20B95	FINANCE MANAGER I	1.00	1.00	1.00	0.00
25E21	ELIGIBILITY SPECIALIST II	182.00	182.00	165.00	(17.00)
25E22	ELIGIBILITY SPECIALIST III	111.00	111.00	100.00	(11.00)
25E80	ELIGIBILITY SUPERVISOR	40.00	40.00	35.00	(5.00)
43J05	DEPARTMENTAL INFORMATION SYSTEMS COORDINATOR	5.00	5.00	5.00	0.00
43J09	SENIOR DEPARTMENTAL INFORMATION SYSTEMS COORDINATOR	6.00	6.00	5.00	(1.00)
43J15	SUPERVISING DEPARTMENTAL INFORMATION SYSTEMS COORDINATOR	2.00	2.00	2.00	0.00
52E22	PUBLIC HEALTH NURSE II	2.00	2.00	2.00	0.00
60C22	SOCIAL WORKER III	40.00	40.00	38.00	(2.00)
60C24	SOCIAL WORKER V	92.00	92.00	88.00	(4.00)
60C80	SOCIAL WORK SUPERVISOR I	8.00	8.00	8.00	0.00
60C81	SOCIAL WORK SUPERVISOR II	19.00	19.00	19.00	0.00
60D10	SOCIAL SERVICES AIDE I	2.00	1.00	1.00	0.00
60D11	SOCIAL SERVICES AIDE II	66.00	66.00	62.00	(4.00)
60H11	EMPLOYMENT & TRAINING WORKER II	1.00	1.00	0.00	(1.00)
60H21	EMPLOYMENT & TRAINING WORKER III	32.00	34.00	31.00	(3.00)
60H31	EMPLOYMENT & TRAINING SUPERVISOR	7.00	7.00	6.00	(1.00)
60H32	SUPERVISING STAFF TRAINER	1.00	1.00	1.00	0.00
60I01	DEPUTY DIRECTOR SOCIAL SERVICES	4.00	4.00	3.00	(1.00)
60I02	PROGRAM MANAGER II	15.00	15.00	15.00	0.00
60I03	ASSISTANT DIRECTOR SOCIAL SERVICES II	-	2.00	1.00	(1.00)
60U11	MILITARY & VETERANS REPRESENTATIVE II	2.00	2.00	2.00	0.00
60U20	MILITARY & VETERAN AFFAIRS OFFICER	1.00	1.00	1.00	0.00
60U21	MILITARY & VETERANS REPRESENTATIVE III	4.00	4.00	4.00	0.00
60X01	COMMUNITY AFFILIATION MANAGER	2.00	2.00	2.00	0.00
70A21	CUSTODIAN	1.00	1.00	0.00	(1.00)
70F21	COURIER	1.00	1.00	1.00	0.00
70F23	STOREKEEPER	2.00	2.00	2.00	0.00
70F81	SUPERVISING STOREKEEPER	1.00	1.00	1.00	0.00
70N01	OFFICE MAINTENANCE WORKER	3.00	2.00	2.00	0.00

## Adopted 2024-2025 to Recommended 2025-2026 Positions

Classification Code	Classification Label	Adopted Budget 2023-2024	Adopted Budget 2024-2025	Recommended Budget 2025-2026	Change
72A23	BUILDING MAINTENANCE WORKER	-	1.00	1.00	0.00
80A31	SECRETARY	13.00	13.00	11.00	(2.00)
80A32	SENIOR SECRETARY	5.00	5.00	5.00	0.00
80A99	ADMINISTRATIVE SECRETARY-CONFIDENTIAL	1.00	1.00	1.00	0.00
80E21	OFFICE ASSISTANT II	81.00	81.00	71.00	(10.00)
80E22	OFFICE ASSISTANT III	36.00	37.00	33.00	(4.00)
80E80	PRINCIPAL OFFICE ASSISTANT	13.00	13.00	13.00	0.00
80E81	SUPERVISING OFFICE ASSISTANT I	17.00	17.00	16.00	(1.00)
80E82	SUPERVISING OFFICE ASSISTANT II	2.00	3.00	3.00	0.00
80J20	ACCOUNTING CLERICAL SUPERVISOR	1.00	1.00	1.00	0.00
80J30	ACCOUNTING TECHNICIAN	6.00	6.00	6.00	0.00
<b>Total</b>		<b>925.00</b>	<b>931.00</b>	<b>852.00</b>	<b>(79.00)</b>

## Augmentation Requests

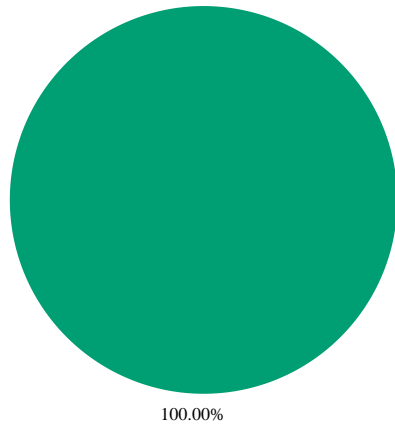
Request Code	Request Name	Ranking Type Name	Requested Amount	Requested FTE	Recommended Budget	Recommended FTE
501003-1001-AUG001	Out of Home Care Costs	Status Quo Other	1,500,000	-	1,125,000	-
501004-1001-AUG002	General Assistance	Status Quo Other	479,891	-	359,918	-
501007-1001-AUG004	Position Restore	Status Quo Vacant Position	72,884	1.00	-	-
501007-1001-AUG005	Position Restore	Status Quo Vacant Position	56,786	1.00	-	-
501007-1001-AUG006	Position Restore	Status Quo Vacant Position	56,786	1.00	-	-
<b>Grand Total:</b>			<b>2,166,347</b>	<b>3.00</b>	<b>1,484,918</b>	<b>-</b>



# CalWORKs / TANF

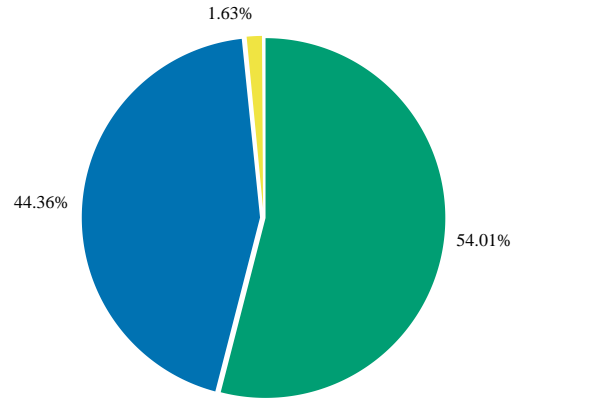
(Budget Unit 501001 - Fund 1001 - Appropriation Unit SOC100)

## Use of Funds



Other Charges

## Source of Funds



Intergovernmental

Other Financing

General Fund Contribution

## Use of Funds

Expenditures	Prior Year 2023-2024	Adopted Budget 2024-2025	CY Estimate 2024-2025	Requested Budget 2025-2026	Recommended Budget 2025-2026	Recommended Change from Adopted
Other Charges	\$ 48,648,656	\$ 48,368,801	\$ 50,504,710	\$ 52,696,757	\$ 52,696,757	\$ 4,327,956
<b>Subtotal</b>	<b>\$ 48,648,656</b>	<b>\$ 48,368,801</b>	<b>\$ 50,504,710</b>	<b>\$ 52,696,757</b>	<b>\$ 52,696,757</b>	<b>\$ 4,327,956</b>

## Source of Funds

Revenues	Prior Year 2023-2024	Adopted Budget 2024-2025	CY Estimate 2024-2025	Requested Budget 2025-2026	Recommended Budget 2025-2026	Recommended Change from Adopted
Intergovernmental Revenues	\$ 21,900,638	\$ 25,619,211	\$ 26,713,733	\$ 28,461,414	\$ 28,461,414	\$ 2,842,203
Other Financing Sources	28,537,024	21,953,164	22,994,550	23,378,763	23,378,763	1,425,599
<b>Subtotal</b>	<b>\$ 50,437,662</b>	<b>\$ 47,572,375</b>	<b>\$ 49,708,283</b>	<b>\$ 51,840,177</b>	<b>\$ 51,840,177</b>	<b>\$ 4,267,802</b>
General Fund Contributions	(1,789,006)	796,426	796,427	856,580	856,580	60,154
<b>Total Source of Funds</b>	<b>\$ 48,648,656</b>	<b>\$ 48,368,801</b>	<b>\$ 50,504,710</b>	<b>\$ 52,696,757</b>	<b>\$ 52,696,757</b>	<b>\$ 4,327,956</b>

## Unit Description

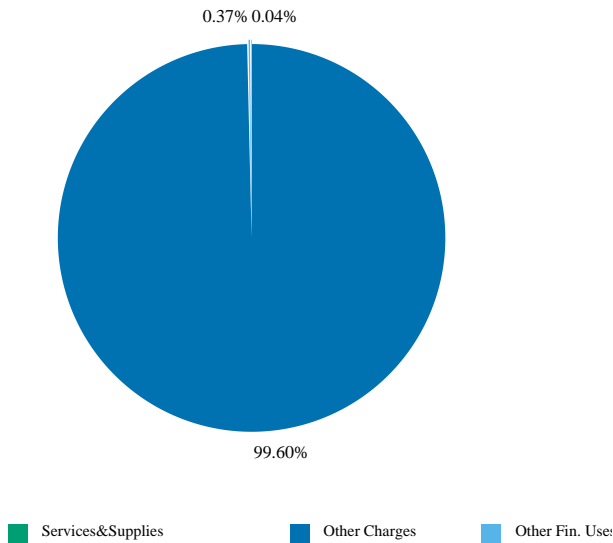
CalWORKs is the state's implementation of the federal Temporary Assistance for Needy Families (TANF) program. It is a temporary cash assistance program for very low-income families that have children in the home. If the family has little or no cash and needs housing, food, utilities, clothing, or medical care, they may be eligible to receive immediate assistance. Families that apply and qualify for ongoing assistance receive money each month to help pay for housing, food, and other necessary expenses. Families can apply and be screened for other support programs such as CalFresh and Medi-Cal.

The CalWORKs Welfare-to-Work Employment Services (CWES) Program provides employment-focused and supportive services to address the underlying social, educational, economic, health, mental health, housing, and barriers to employment to assist families in the move toward self-sufficiency. Supportive services include childcare, transportation, books, clothing, job search and interview techniques, learning disability assessments, tutoring, credit repair, and behavioral health counseling. Adult household members are eligible for up to 60 months of cash aid and supportive services offered through the program.

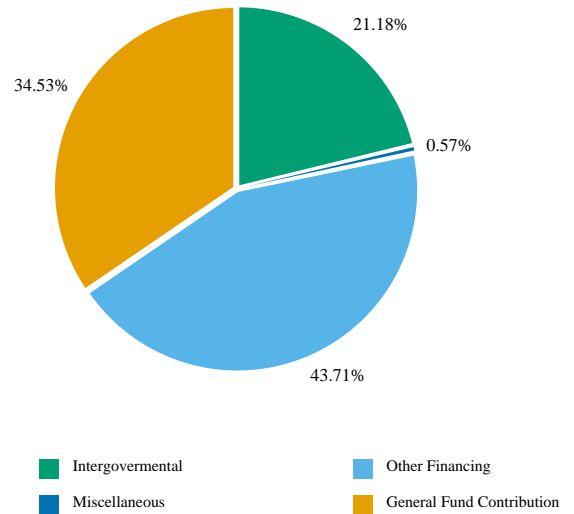
# IHSS Wages / Benefits

(Budget Unit 501002 - Fund 1001 - Appropriation Unit SOC100)

## Use of Funds



## Source of Funds



## Use of Funds

Expenditures	Prior Year 2023-2024	Adopted Budget 2024-2025	CY Estimate 2024-2025	Requested Budget 2025-2026	Recommended Budget 2025-2026	Recommended Change from Adopted
Services and Supplies	\$ 7,873	\$ 10,000	\$ 10,000	\$ 10,000	\$ 10,000	\$ 0
Other Charges	24,073,927	26,974,863	27,226,821	28,408,459	28,408,459	1,433,596
Other Financing Uses	16,391	144,801	144,801	104,874	104,874	(39,927)
<b>Subtotal</b>	<b>\$ 24,098,190</b>	<b>\$ 27,129,664</b>	<b>\$ 27,381,622</b>	<b>\$ 28,523,333</b>	<b>\$ 28,523,333</b>	<b>\$ 1,393,669</b>

## Source of Funds

Revenues	Prior Year 2023-2024	Adopted Budget 2024-2025	CY Estimate 2024-2025	Requested Budget 2025-2026	Recommended Budget 2025-2026	Recommended Change from Adopted
Intergovernmental Revenues	\$ 4,476,516	\$ 5,493,850	\$ 5,740,394	\$ 6,042,469	\$ 6,042,469	\$ 548,619
Miscellaneous Revenues	119,190	150,649	156,063	162,697	162,697	12,048
Other Financing Sources	9,906,747	11,575,186	11,575,186	12,468,840	12,468,840	893,654
<b>Subtotal</b>	<b>\$ 14,502,453</b>	<b>\$ 17,219,685</b>	<b>\$ 17,471,643</b>	<b>\$ 18,674,006</b>	<b>\$ 18,674,006</b>	<b>\$ 1,454,321</b>
General Fund Contributions	9,595,737	9,909,979	9,909,979	9,849,327	9,849,327	(60,652)
<b>Total Source of Funds</b>	<b>\$ 24,098,190</b>	<b>\$ 27,129,664</b>	<b>\$ 27,381,622</b>	<b>\$ 28,523,333</b>	<b>\$ 28,523,333</b>	<b>\$ 1,393,669</b>

## Unit Description

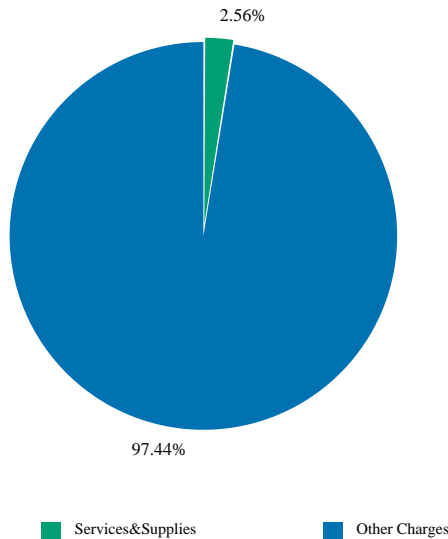
In-Home Supportive Services (IHSS) provides for the cost of home care to support the independence of aged, blind, and disabled persons and to help them live safely in their homes and communities. Services range from personal care, meal preparation, and housekeeping. Individuals can receive IHSS if eligible for Supplemental Security Income/State Supplementary Payment (SSI/SSP) and/or Medi-Cal and live independently. The appropriations in this unit are for the IHSS Maintenance of Effort (MOE), the total cost of health benefits, and an

Operating Transfer to the IHSS Public Authority for the County's share of costs. The IHSS MOE represents the County's share of cost for service provider wages, IHSS administrative costs, health benefits for caregivers, and the administration of the IHSS Public Authority, a local public agency established by the county to support the IHSS program.

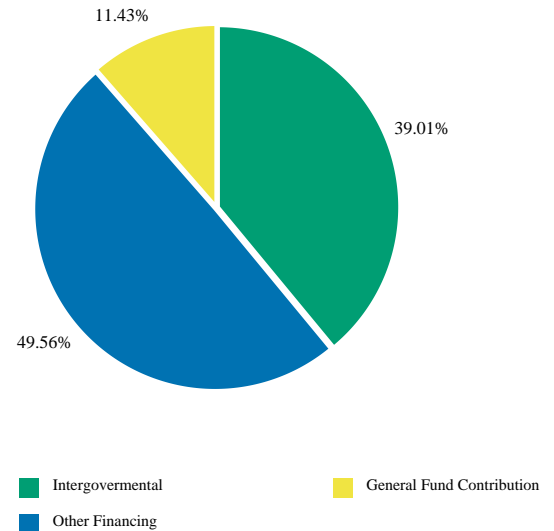
# Out of Home Care

(Budget Unit 501003 - Fund 1001 - Appropriation Unit SOC100)

## Use of Funds



## Source of Funds



## Use of Funds

Expenditures	Prior Year 2023-2024	Adopted Budget 2024-2025	CY Estimate 2024-2025	Requested Budget 2025-2026	Recommended Budget 2025-2026	Recommended Change from Adopted
Services and Supplies	\$ 845,670	\$ 711,795	\$ 711,795	\$ 711,795	\$ 711,795	\$ 0
Other Charges	22,902,956	23,901,383	25,987,493	27,421,644	27,046,644	3,145,261
<b>Subtotal</b>	<b>\$ 23,748,626</b>	<b>\$ 24,613,178</b>	<b>\$ 26,699,288</b>	<b>\$ 28,133,439</b>	<b>\$ 27,758,439</b>	<b>\$ 3,145,261</b>

## Source of Funds

Revenues	Prior Year 2023-2024	Adopted Budget 2024-2025	CY Estimate 2024-2025	Requested Budget 2025-2026	Recommended Budget 2025-2026	Recommended Change from Adopted
Intergovernmental Revenues	\$ 9,206,069	\$ 9,752,316	\$ 9,912,506	\$ 10,828,602	\$ 10,828,602	\$ 1,076,286
Other Financing Sources	9,543,452	12,733,789	12,733,789	13,755,810	13,755,810	1,022,021
<b>Subtotal</b>	<b>\$ 18,749,521</b>	<b>\$ 22,486,105</b>	<b>\$ 22,646,295</b>	<b>\$ 24,584,412</b>	<b>\$ 24,584,412</b>	<b>\$ 2,098,307</b>
General Fund Contributions	4,999,106	2,127,073	4,052,993	3,549,027	3,174,027	1,046,954
<b>Total Source of Funds</b>	<b>\$ 23,748,626</b>	<b>\$ 24,613,178</b>	<b>\$ 26,699,288</b>	<b>\$ 28,133,439</b>	<b>\$ 27,758,439</b>	<b>\$ 3,145,261</b>

## Unit Description

Appropriations in the DSS Out of Home Care budget provide for living expenses of children who are placed out-of-home as a result of parental unwillingness or inability to provide care. This support includes payments for emergency placements, foster care with relatives and non-relatives through DSS's Resource Family Homes (homes licensed to provide services to a child in the custody of the stat, including foster care and legal guardianship), wraparound services (comprehensive, person-centered model of care that provides a wide range of support and recourses), assistance to adoptive families, and assistance for emancipated youth transitioning to independence and adulthood. These programs receive a statutory cost-of-living adjustment on July 1st of each year based on the California Necessities Index (CNI). Out of Home Care programs include:

- 1) Aid to Families with Dependent Children Foster Care (AFDC-FC) provides the cost of foster care for children under the juvenile court's jurisdiction. Foster care aid payments are made on behalf of children placed with Resource Families (approved to provide care for children who are not able to live with their birth families) in Resource Homes or institutions by social workers or probation officers.
- 2) The Adoption Assistance Program (AAP) supports the cost of care for families adopting children with special needs.
- 3) County Court Dependent Children provides the cost of foster care for children placed by court order who are not eligible under the AFDC-FC program.

4) Emergency Placements provide for the cost of care for children placed in emergency short-term foster homes while court jurisdiction is established.

5) The Wraparound Program funds comprehensive supportive social services to assist foster children with severe emotional challenges to live safely with families within the community in lieu of high-cost residential treatment. Additionally, wraparound is provided for children and youth transitioning out of residential treatment.

6) The Transitional Housing Placement Program (THPP) helps participants aged 16 through 20 successfully transition to adulthood by

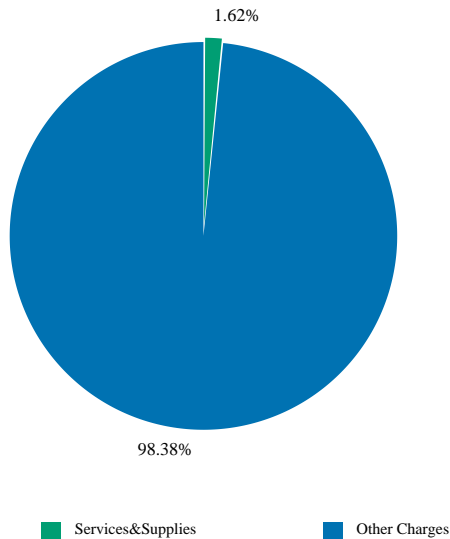
providing a safe environment to thrive. Within THPP, participating youth practice the skills learned in the Independent Living Program (ILP), which assists current and former foster youth achieve self-sufficiency. Participants may live alone, with departmental approval, or with roommates in apartments and single-family dwellings with regular support and supervision provided by THPP agency staff, ILP Coordinators, and county social workers and/or probation officers.

7) THP-Plus is a transitional housing placement opportunity for former foster youth, aged 18 through 24, to achieve self-sufficiency.

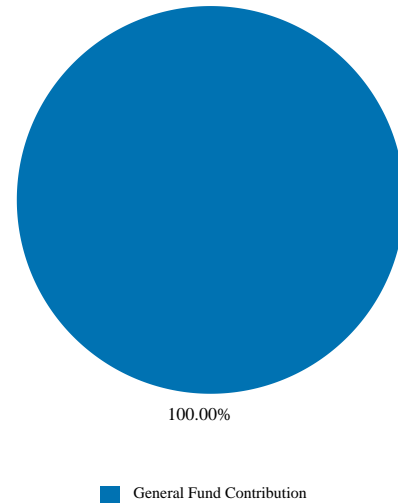
# General Assistance

(Budget Unit 501004 - Fund 1001 - Appropriation Unit SOC101)

## Use of Funds



## Source of Funds



## Use of Funds

Expenditures	Prior Year 2023-2024	Adopted Budget 2024-2025	CY Estimate 2024-2025	Requested Budget 2025-2026	Recommended Budget 2025-2026	Recommended Change from Adopted
Services and Supplies	\$ 15,360	\$ 15,000	\$ 15,000	\$ 22,000	\$ 22,000	\$ 7,000
Other Charges	1,124,512	1,085,832	1,492,249	1,452,598	1,332,625	246,793
<b>Subtotal</b>	<b>\$ 1,139,872</b>	<b>\$ 1,100,832</b>	<b>\$ 1,507,249</b>	<b>\$ 1,474,598</b>	<b>\$ 1,354,625</b>	<b>\$ 253,793</b>

## Source of Funds

Revenues	Prior Year 2023-2024	Adopted Budget 2024-2025	CY Estimate 2024-2025	Requested Budget 2025-2026	Recommended Budget 2025-2026	Recommended Change from Adopted
<b>Subtotal</b>	<b>\$ -</b>	<b>\$ -</b>	<b>\$ -</b>	<b>\$ -</b>	<b>\$ -</b>	<b>-</b>
General Fund Contributions	1,139,872	1,100,832	1,507,249	1,474,598	1,354,625	253,793
<b>Total Source of Funds</b>	<b>\$ 1,139,872</b>	<b>\$ 1,100,832</b>	<b>\$ 1,507,249</b>	<b>\$ 1,474,598</b>	<b>\$ 1,354,625</b>	<b>\$ 253,793</b>

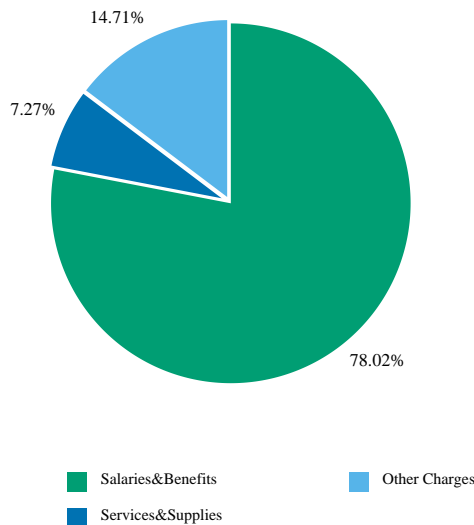
## Unit Description

General Assistance is a county-funded program that provides cash and in-kind assistance to indigent adults who are not eligible for other public assistance programs. There are two parts to this aid program: 1) Regular General Assistance payments for indigent adults who can work; and 2) Interim Assistance which is paid to indigent adults who are applying for Supplemental Security Income/State Supplementary Program (SSI/SSP) because of a disability. Adults who can work are required to participate in the General Assistance Work Experience Program (GA-WEP) that secures work with government or non-profit agencies. Eligibility for the GA-WEP program is limited to six months of assistance within a 12-month period.

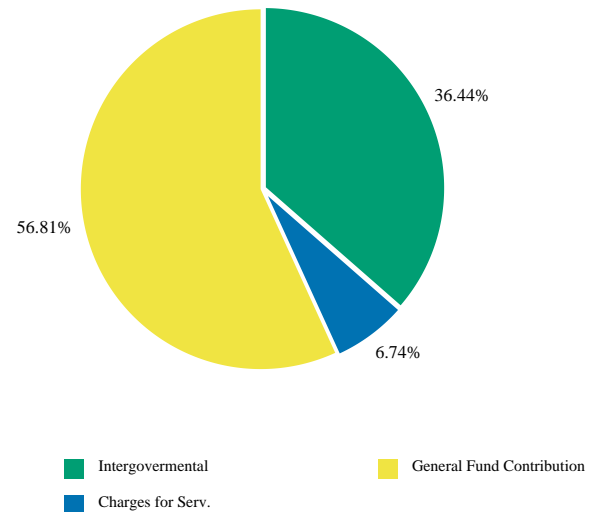
# Military and Veterans Services

## (Budget Unit 501005 - Fund 1001 - Appropriation Unit SOC102)

**Use of Funds**



**Source of Funds**



**Use of Funds**

Expenditures	Prior Year 2023-2024	Adopted Budget 2024-2025	CY Estimate 2024-2025	Requested Budget 2025-2026	Recommended Budget 2025-2026	Recommended Change from Adopted
Salaries and Employee Benefits	\$ 1,135,568	\$ 1,502,753	\$ 1,291,940	\$ 1,677,385	\$ 1,677,385	\$ 174,632
Services and Supplies	388,030	561,738	856,454	156,391	156,391	(405,347)
Other Charges	276,653	194,294	194,294	316,181	316,181	121,887
<b>Subtotal</b>	<b>\$ 1,800,250</b>	<b>\$ 2,258,785</b>	<b>\$ 2,342,689</b>	<b>\$ 2,149,957</b>	<b>\$ 2,149,957</b>	<b>\$ (108,828)</b>

**Source of Funds**

Revenues	Prior Year 2023-2024	Adopted Budget 2024-2025	CY Estimate 2024-2025	Requested Budget 2025-2026	Recommended Budget 2025-2026	Recommended Change from Adopted
Intergovernmental Revenues	\$ 690,050	\$ 559,144	\$ 664,822	\$ 783,510	\$ 783,510	\$ 224,366
Charges For Services	125,000	135,000	135,000	145,000	145,000	10,000
<b>Subtotal</b>	<b>\$ 815,050</b>	<b>\$ 694,144</b>	<b>\$ 799,822</b>	<b>\$ 928,510</b>	<b>\$ 928,510</b>	<b>\$ 234,366</b>
General Fund Contributions	985,200	1,564,641	1,542,867	1,221,447	1,221,447	(343,194)
<b>Total Source of Funds</b>	<b>\$ 1,800,250</b>	<b>\$ 2,258,785</b>	<b>\$ 2,342,689</b>	<b>\$ 2,149,957</b>	<b>\$ 2,149,957</b>	<b>\$ (108,828)</b>

### Unit Description

The Military and Veterans Affairs Office (MVAO) assists and advocates for Veterans, military service members, and their families by providing support through the adjudication process with the Department of Veterans Affairs (VA) regarding compensation, pension, education, burial, surviving spouse and dependent benefit and entitlement allocations. MVAO also assists with discharge upgrades, securing service and medical records, placement in VA and state medical and domiciliary facilities, survivor assistance for the families of military personnel, and services through the Service-members Civil Relief Act (federal law designed to protect the rights of active-duty military personnel by easing financial and legal burdens during their service). MVAO has robust collaborative relationships with county, state, and federal elected officials; community-based organizations such as the United Veterans County of Monterey Recommended Budget FY 2025-26

Council, the Veterans Issues Advisory Committee, and the Military and Veterans Affairs Advisory Commission; local college and university programs such as Hartnell, Monterey Peninsula College, California State University Monterey Bay, and the Middlebury Institute; homelessness services providers such as the Coalition of Homeless Services Providers, the Veterans Transition Center, and Nation's Finest; and military installations such as the Presidio of Monterey, Defense Language Institute, Naval Support Activity Monterey, the Naval Postgraduate School, and Fort Hunter Liggett. MVAO is a proud and contributing member of the California Association of County Veterans Service Officers (CACVSO) and the National Association of County Veterans Services Officers (NACVSO).

---

## Recommended FY 2025-2026 Positions

Classification Code	Classification Label	FTE
14C31	MANAGEMENT ANALYST III	1.00
14G02	MANAGEMENT ANALYST I	1.00
60U11	MILITARY & VETERANS REPRESENTATIVE II	2.00
60U20	MILITARY & VETERAN AFFAIRS OFFICER	1.00
60U21	MILITARY & VETERANS REPRESENTATIVE III	4.00
80E21	OFFICE ASSISTANT II	1.00
80E80	PRINCIPAL OFFICE ASSISTANT	1.00
	Total	11.00

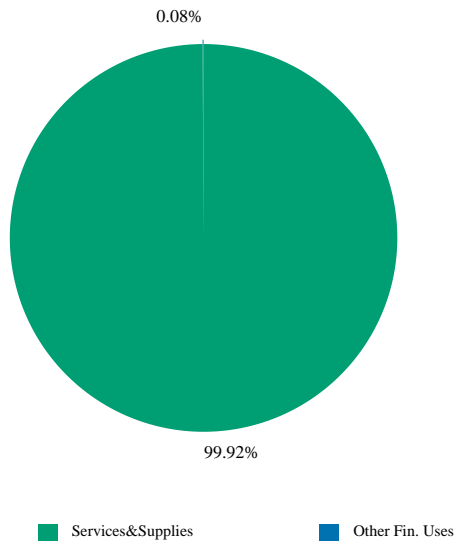
---

---

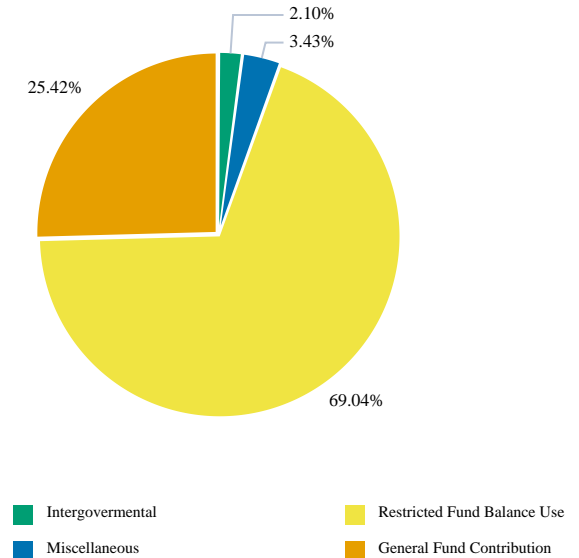
# Community Programs

(Budget Unit 501006 - Fund 1001 - Appropriation Unit SOC103)

## Use of Funds



## Source of Funds



## Use of Funds

Expenditures	Prior Year 2023-2024	Adopted Budget 2024-2025	CY Estimate 2024-2025	Requested Budget 2025-2026	Recommended Budget 2025-2026	Recommended Change from Adopted
Services and Supplies	\$ 6,854,985	\$ 5,605,082	\$ 4,780,759	\$ 3,848,914	\$ 3,848,914	\$ (1,756,168)
Other Charges	(530,584)	(632,085)	(523,768)	(710,143)	(710,143)	(78,058)
Capital Assets	-	0	56,199	-	-	0
Other Financing Uses	3,958	2,808	2,808	2,998	2,998	190
<b>Subtotal</b>	<b>\$ 6,328,359</b>	<b>\$ 4,975,805</b>	<b>\$ 4,315,998</b>	<b>\$ 3,141,769</b>	<b>\$ 3,141,769</b>	<b>\$ (1,834,036)</b>

## Source of Funds

Revenues	Prior Year 2023-2024	Adopted Budget 2024-2025	CY Estimate 2024-2025	Requested Budget 2025-2026	Recommended Budget 2025-2026	Recommended Change from Adopted
Intergovernmental Revenues	\$ 2,996,363	\$ 1,060,551	\$ 1,328,847	\$ 66,031	\$ 66,031	\$ (994,520)
Miscellaneous Revenues	107,896	123,500	107,896	107,896	107,896	(15,604)
<b>Subtotal</b>	<b>\$ 3,104,259</b>	<b>\$ 1,184,051</b>	<b>\$ 1,436,743</b>	<b>\$ 173,927</b>	<b>\$ 173,927</b>	<b>\$ (1,010,124)</b>
GF - Restricted Fund Balance Use	-	-	-	2,169,095	2,169,095	2,169,095
General Fund Contributions	3,224,101	3,791,754	2,879,256	798,747	798,747	(2,993,007)
<b>Total Source of Funds</b>	<b>\$ 6,328,359</b>	<b>\$ 4,975,805</b>	<b>\$ 4,315,998</b>	<b>\$ 3,141,769</b>	<b>\$ 3,141,769</b>	<b>\$ (1,834,036)</b>

## Unit Description

The Community Programs Unit primarily covers shelter facility costs and contracts with private non-profit organizations for housing support, shelter, case management, and counseling. The unit serves individuals and families experiencing housing instability and homelessness and victims of domestic violence. Programs include Rental Assistance and Rapid Re-Housing, facility operation and service coordination of the Salinas Housing Advancement, Resource and Education (SHARE) Center, operational support for the domestic violence shelters, the youth homeless shelter, shelters for women and families, and the Safe Parking Program. The unit has funding from the Homeless Housing, Assistance

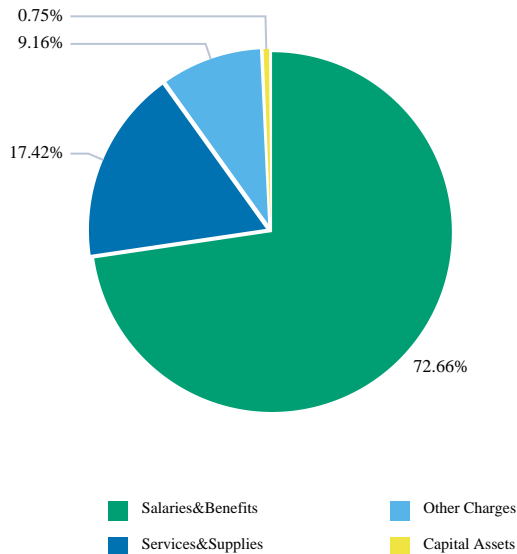
and Prevention Program (HHAP) for the Coalition of Homeless Services Providers to operate the local US Department of Housing and Urban Development (HUD) Continuum of Care. This unit funds an Operating Transfer to Community Action Partnership (Unit 501008) and IHSS Public Authority (Unit 501009) for the County's share of general liability non-recoverable expenses. The unit's expenditures are financed by CDSS; California Department of Housing and Community Development; California Business, Consumer Services, and Housing Agency; the California Interagency Council on Homelessness; Domestic Violence revenues; and County GFC.



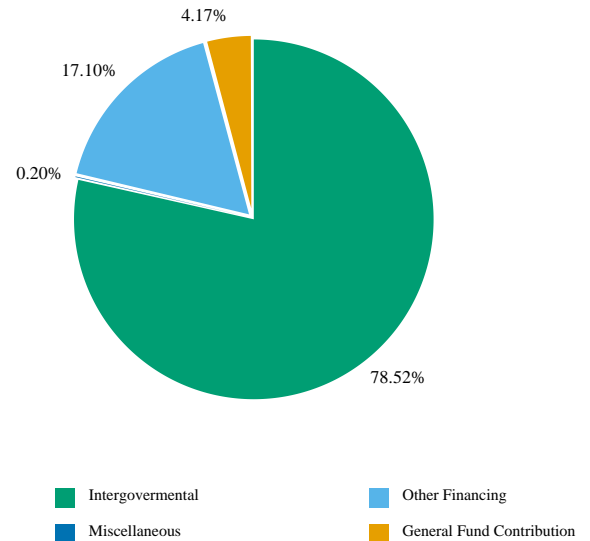
# Social Services

(Budget Unit 501007 - Fund 1001 - Appropriation Unit SOC104)

## Use of Funds



## Source of Funds



## Use of Funds

Expenditures	Prior Year 2023-2024	Adopted Budget 2024-2025	CY Estimate 2024-2025	Requested Budget 2025-2026	Recommended Budget 2025-2026	Recommended Change from Adopted
Salaries and Employee Benefits	\$ 102,492,846	\$ 111,626,678	\$ 115,760,711	\$ 120,687,070	\$ 120,314,156	\$ 8,687,478
Services and Supplies	28,391,990	28,973,587	30,387,790	28,851,094	28,851,094	(122,493)
Other Charges	14,385,780	11,967,130	14,224,560	15,173,078	15,173,078	3,205,948
Capital Assets	253,267	2,630,839	1,544,775	1,244,772	1,244,772	(1,386,067)
<b>Subtotal</b>	<b>\$ 145,523,882</b>	<b>\$ 155,198,234</b>	<b>\$ 161,917,836</b>	<b>\$ 165,956,015</b>	<b>\$ 165,583,101</b>	<b>\$ 10,384,867</b>

## Source of Funds

Revenues	Prior Year 2023-2024	Adopted Budget 2024-2025	CY Estimate 2024-2025	Requested Budget 2025-2026	Recommended Budget 2025-2026	Recommended Change from Adopted
Intergovernmental Revenues	\$ 111,250,593	\$ 121,362,064	\$ 128,761,783	\$ 130,205,114	\$ 130,018,656	\$ 8,656,592
Miscellaneous Revenues	950,415	295,000	341,217	337,799	337,799	42,799
Other Financing Sources	25,287,658	26,663,548	26,365,040	28,317,332	28,317,332	1,653,784
<b>Subtotal</b>	<b>\$ 137,488,666</b>	<b>\$ 148,320,612</b>	<b>\$ 155,468,040</b>	<b>\$ 158,860,245</b>	<b>\$ 158,673,787</b>	<b>\$ 10,353,175</b>
General Fund Contributions	8,035,216	6,877,622	6,449,796	7,095,770	6,909,314	31,692
<b>Total Source of Funds</b>	<b>\$ 145,523,882</b>	<b>\$ 155,198,234</b>	<b>\$ 161,917,836</b>	<b>\$ 165,956,015</b>	<b>\$ 165,583,101</b>	<b>\$ 10,384,867</b>

## Unit Description

The Social Services unit administers a variety of social services programs including: eligibility for CalWORKs cash payments and welfare-to-work services to low-income families; eligibility for General Assistance cash payments to individuals; eligibility for CalFresh nutrition assistance; Medi-Cal health insurance eligibility; assessment of need for IHSS; Child Welfare Services, Child Abuse Prevention programs, Resource Family Approval, and Adoption services; and advocacy to support General Assistance recipients in applying for federal Supplemental Security Income and Adult Protective Services.

These programs are primarily funded by the CDSS, and the California Department of Health Care Services. State and federal allocations and sales tax realignment contribute to funding most of these programs under sharing formulas, which vary from program to program. Generally, the state cost reimbursements are capped, while most federal funding, except for CalWORKs, is open-ended. The operation of the various programs is subject to state and federal mandates, which may impose fiscal or other sanctions for non-compliance.

Social Services Operations and Administration consists of the following main areas:

COMMUNITY BENEFITS: CalFresh, Medi-Cal, CalWORKs Eligibility, Foster Care Eligibility, Quality Control, and Fraud Prevention;

FAMILY AND CHILDREN'S SERVICES: Child Protective Services, the Child Abuse and Neglect Hotline, Child Abuse Prevention programs, Family Maintenance, Family Reunification, Permanency Planning for foster children, Adoptions, Resource Family Approval, the Promoting Safe and Stable Families program, Independent Living Support for Transitional Age Youth, and Transitional Services for former foster youth;

AGING AND ADULT SERVICES: IHSS assessments, Adult Protective Services, Supplemental Security Income (SSI) Advocacy, Area Agency on Aging, and the Senior Information, Referral and Assistance Hotline;

CalWORKs EMPLOYMENT SERVICES: Welfare-to-Work services for CalWORKs recipients include childcare, ancillary/work-related expenses, and transportation assistance. Additional supportive services include domestic violence referral and counseling services, learning disability assessments, and employment and job search readiness workshops;

HUMAN RESOURCES: Employee and labor relations, recruitment and selection, retention, complaint investigations, civil rights and Americans with Disabilities Act (ADA) compliance, workers' compensation, employee safety, leave and benefits management, and department-wide staff development; and

ADMINISTRATIVE SERVICES: Financial planning, revenue maximization, payroll, accounting, statistical reporting, information systems, procurement, records retention, copying and mail distribution center, facilities management, and fleet operations.

## Recommended FY 2025-2026 Positions

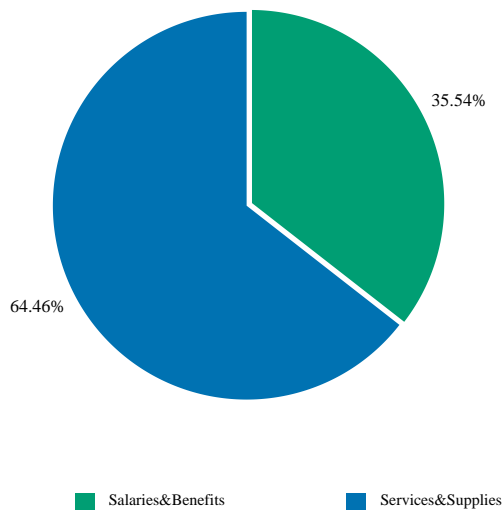
Classification Code	Classification Label	FTE
11A12	DIRECTOR OF SOCIAL SERVICES	1.00
12C13	ASSISTANT DIRECTOR SOCIAL SERVICES	1.00
14B21	ASSOCIATE PERSONNEL ANALYST	4.00
14B32	SENIOR PERSONNEL ANALYST	2.00
14B51	DEPARTMENTAL HR MANAGER-MERIT SYSTEMS	1.00
14C30	MANAGEMENT ANALYST II	13.00
14C31	MANAGEMENT ANALYST III	15.00
14C70	ADMINISTRATIVE SERVICES ASSISTANT	7.00
14H03	PERSONNEL TECHNICIAN-CONFIDENTIAL	5.00
14H70	STAFF TRAINER II	11.00
14N05	ADMINISTRATIVE OPERATIONS MANAGER	1.00
16C87	BUSINESS TECHNOLOGY ANALYST II	5.00
16C88	BUSINESS TECHNOLOGY ANALYST III	2.00
16C93	BUSINESS TECHNOLOGY ANALYST IV	2.00
16F40	DEPARTMENTAL INFORMATION SYSTEMS MANAGER I	1.00
16F41	DEPARTMENTAL INFORMATION SYSTEMS MANAGER II	1.00
20B10	ACCOUNTANT I	3.00

20B11	ACCOUNTANT II	4.00
20B12	ACCOUNTANT III	1.00
20B93	FINANCE MANAGER II	2.00
20B94	FINANCE MANAGER III	1.00
20B95	FINANCE MANAGER I	1.00
25E21	ELIGIBILITY SPECIALIST II	165.00
25E22	ELIGIBILITY SPECIALIST III	100.00
25E80	ELIGIBILITY SUPERVISOR	35.00
43J05	DEPARTMENTAL INFORMATION SYSTEMS COORDINATOR	5.00
43J09	SENIOR DEPARTMENTAL INFORMATION SYSTEMS COORDINATOR	5.00
43J15	SUPERVISING DEPARTMENTAL INFORMATION SYSTEMS COORDINATOR	2.00
52E22	PUBLIC HEALTH NURSE II	2.00
60C22	SOCIAL WORKER III	36.00
60C24	SOCIAL WORKER V	88.00
60C80	SOCIAL WORK SUPERVISOR I	7.00
60C81	SOCIAL WORK SUPERVISOR II	19.00
60D10	SOCIAL SERVICES AIDE I	1.00
60D11	SOCIAL SERVICES AIDE II	61.00
60H21	EMPLOYMENT & TRAINING WORKER III	31.00
60H31	EMPLOYMENT & TRAINING SUPERVISOR	6.00
60H32	SUPERVISING STAFF TRAINER	1.00
60I01	DEPUTY DIRECTOR SOCIAL SERVICES	3.00
60I02	PROGRAM MANAGER II	15.00
60I03	ASSISTANT DIRECTOR SOCIAL SERVICES II	1.00
70F21	COURIER	1.00
70F23	STOREKEEPER	2.00
70F81	SUPERVISING STOREKEEPER	1.00
70N01	OFFICE MAINTENANCE WORKER	2.00
72A23	BUILDING MAINTENANCE WORKER	1.00
80A31	SECRETARY	11.00
80A32	SENIOR SECRETARY	5.00
80A99	ADMINISTRATIVE SECRETARY-CONFIDENTIAL	1.00
80E21	OFFICE ASSISTANT II	70.00
80E22	OFFICE ASSISTANT III	33.00
80E80	PRINCIPAL OFFICE ASSISTANT	10.00
80E81	SUPERVISING OFFICE ASSISTANT I	16.00
80E82	SUPERVISING OFFICE ASSISTANT II	3.00
80J20	ACCOUNTING CLERICAL SUPERVISOR	1.00
80J30	ACCOUNTING TECHNICIAN	6.00
Total		830.00

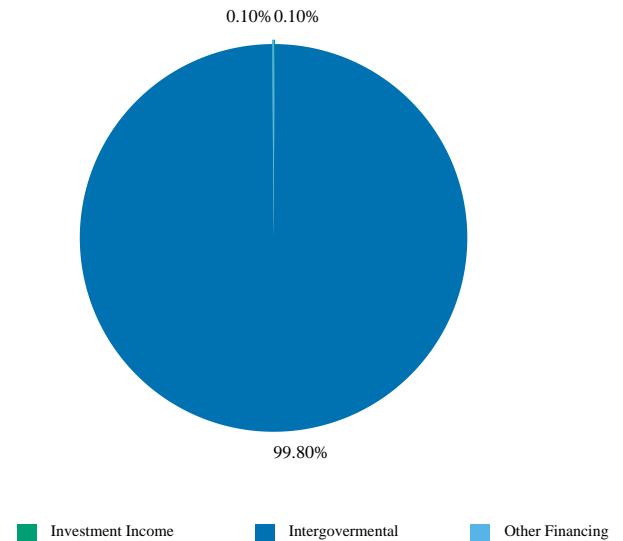
# Community Action Partnership

(Budget Unit 501008 - Fund 1240 - Appropriation Unit SOC105)

## Use of Funds



## Source of Funds



## Use of Funds

Expenditures	Prior Year 2023-2024	Adopted Budget 2024-2025	CY Estimate 2024-2025	Requested Budget 2025-2026	Recommended Budget 2025-2026	Recommended Change from Adopted
Salaries and Employee Benefits	\$ 169,413	\$ 209,002	\$ 209,076	\$ 233,526	\$ 233,526	\$ 24,524
Services and Supplies	346,273	431,419	411,492	423,597	423,597	(7,822)
Other Charges	(21,511)	(106,942)	(59,689)	(130,917)	(130,917)	(23,975)
<b>Subtotal</b>	<b>\$ 494,175</b>	<b>\$ 533,479</b>	<b>\$ 560,879</b>	<b>\$ 526,206</b>	<b>\$ 526,206</b>	<b>\$ (7,273)</b>

## Source of Funds

Revenues	Prior Year 2023-2024	Adopted Budget 2024-2025	CY Estimate 2024-2025	Requested Budget 2025-2026	Recommended Budget 2025-2026	Recommended Change from Adopted
Revenue from Use of Money & Property	\$ 664	\$ 500	\$ 500	\$ 500	\$ 500	0
Intergovernmental Revenues	485,618	532,484	559,884	525,168	525,168	(7,316)
Other Financing Sources	718	495	495	538	538	43
<b>Subtotal</b>	<b>\$ 487,000</b>	<b>\$ 533,479</b>	<b>\$ 560,879</b>	<b>\$ 526,206</b>	<b>\$ 526,206</b>	<b>\$ (7,273)</b>
Fund Balance	\$ 7,175	\$ 0	\$ 1	\$ 0	\$ 0	0
<b>Total Source of Funds</b>	<b>\$ 494,175</b>	<b>\$ 533,479</b>	<b>\$ 560,879</b>	<b>\$ 526,206</b>	<b>\$ 526,206</b>	<b>\$ (7,273)</b>

## Unit Description

The Monterey County Community Action Partnership (MCCAP) administers the federal Community Services Block Grant (CSBG). MCCAP contracts with non-profit organizations to provide programs that advocate for low-income and vulnerable populations and support services to help individuals attain self-sufficiency. MCCAP combines CSBG funds with restricted and general discretionary funds budgeted in Community Programs (Unit 501006) for homeless, domestic violence, and emergency rental assistance programs, and state funds budgeted in Social Services (Unit 501007) for housing support. Priority program areas include safety-net services such as housing and shelter resources,

food access, information and referrals, domestic violence prevention and intervention, youth and family counseling, youth engagement activities, youth employment support, and homeless planning and coordination.

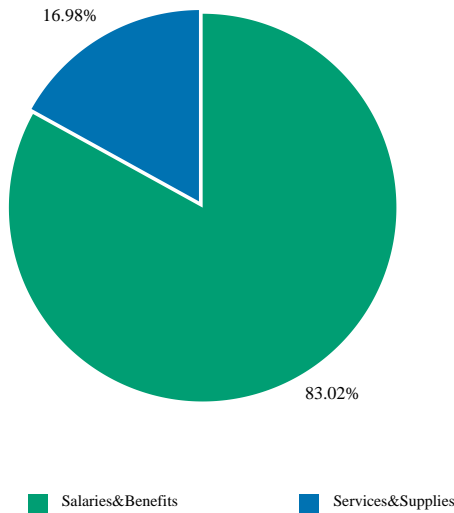
## Recommended FY 2025-2026 Positions

Classification Code	Classification Label	FTE
60X01	COMMUNITY AFFILIATION MANAGER	1.00
Total		1.00

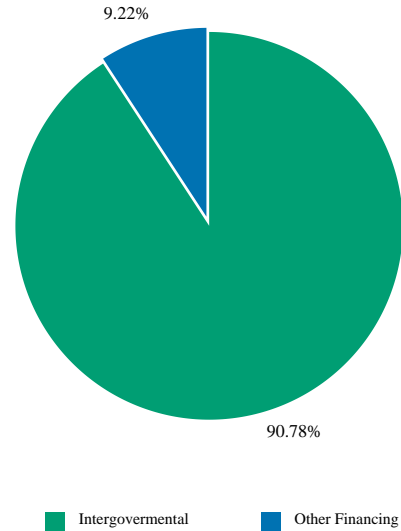
# IHSS Public Authority

(Budget Unit 501009 - Fund 1220 - Appropriation Unit SOC106)

## Use of Funds



## Source of Funds



## Use of Funds

Expenditures	Prior Year 2023-2024	Adopted Budget 2024-2025	CY Estimate 2024-2025	Requested Budget 2025-2026	Recommended Budget 2025-2026	Recommended Change from Adopted
Salaries and Employee Benefits	\$ 892,676	\$ 1,063,765	\$ 1,033,838	\$ 1,165,350	\$ 1,165,350	\$ 101,585
Services and Supplies	192,857	247,364	213,436	238,273	238,273	(9,091)
Other Charges	(162,139)	(250,600)	(179,750)	(240,015)	(240,015)	10,585
Capital Assets	0	38,495	-	-	-	(38,495)
<b>Subtotal</b>	<b>\$ 923,393</b>	<b>\$ 1,099,024</b>	<b>\$ 1,067,524</b>	<b>\$ 1,163,608</b>	<b>\$ 1,163,608</b>	<b>\$ 64,584</b>

## Source of Funds

Revenues	Prior Year 2023-2024	Adopted Budget 2024-2025	CY Estimate 2024-2025	Requested Budget 2025-2026	Recommended Budget 2025-2026	Recommended Change from Adopted
Revenue from Use of Money & Property	\$ 847	\$ -	\$ -	\$ -	\$ -	-
Intergovernmental Revenues	868,912	954,223	936,098	1,056,274	1,056,274	102,051
Other Financing Sources	19,631	144,801	131,426	107,334	107,334	(37,467)
<b>Subtotal</b>	<b>\$ 889,390</b>	<b>\$ 1,099,024</b>	<b>\$ 1,067,524</b>	<b>\$ 1,163,608</b>	<b>\$ 1,163,608</b>	<b>\$ 64,584</b>
Fund Balance	\$ 34,004	\$ 0	\$ 0	\$ 0	\$ 0	0
<b>Total Source of Funds</b>	<b>\$ 923,393</b>	<b>\$ 1,099,024</b>	<b>\$ 1,067,524</b>	<b>\$ 1,163,608</b>	<b>\$ 1,163,608</b>	<b>\$ 64,584</b>

## Unit Description

The In-Home Supportive Services (IHSS) Public Authority (PA) is administered by Aging and Adult Services. PA manages home care registry that supports IHSS recipients and social workers with provider referrals. PA staff also manage training for IHSS providers. The PA is the administrator of the IHSS provider health insurance plan and serves as employer of record for the purpose of labor negotiations. The PA coordinates with the IHSS Program but is an independent authority.

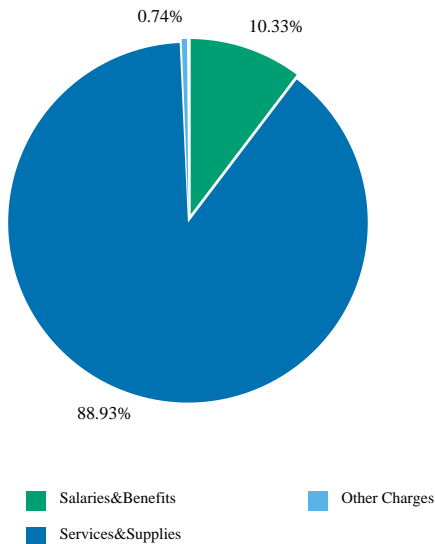
Classification Code	Classification Label	FTE
14C30	MANAGEMENT ANALYST II	1.00
60C22	SOCIAL WORKER III	2.00
60C80	SOCIAL WORK SUPERVISOR I	1.00
60D11	SOCIAL SERVICES AIDE II	1.00
80E80	PRINCIPAL OFFICE ASSISTANT	2.00
Total		7.00

## Recommended FY 2025-2026 Positions

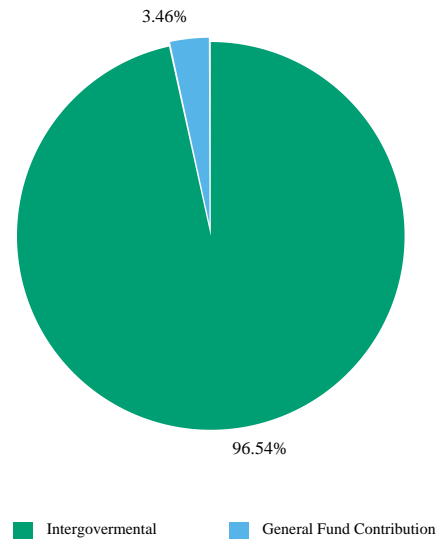
# Area Agency on Aging

(Budget Unit 501010 - Fund 1001 - Appropriation Unit SOC107)

## Use of Funds



## Source of Funds



## Use of Funds

Expenditures	Prior Year 2023-2024	Adopted Budget 2024-2025	CY Estimate 2024-2025	Requested Budget 2025-2026	Recommended Budget 2025-2026	Recommended Change from Adopted
Salaries and Employee Benefits	\$ 422,997	\$ 536,618	\$ 547,106	\$ 604,399	\$ 604,399	\$ 67,781
Services and Supplies	5,447,008	5,203,887	5,176,318	5,200,950	5,200,950	(2,937)
Other Charges	(66,425)	(29,172)	(159)	43,194	43,194	72,366
<b>Subtotal</b>	<b>\$ 5,803,580</b>	<b>\$ 5,711,333</b>	<b>\$ 5,723,265</b>	<b>\$ 5,848,543</b>	<b>\$ 5,848,543</b>	<b>\$ 137,210</b>

## Source of Funds

Revenues	Prior Year 2023-2024	Adopted Budget 2024-2025	CY Estimate 2024-2025	Requested Budget 2025-2026	Recommended Budget 2025-2026	Recommended Change from Adopted
Intergovernmental Revenues	\$ 5,714,946	\$ 5,530,785	\$ 5,542,717	\$ 5,646,112	\$ 5,646,112	\$ 115,327
Miscellaneous Revenues	20	-	-	-	-	-
<b>Subtotal</b>	<b>\$ 5,714,966</b>	<b>\$ 5,530,785</b>	<b>\$ 5,542,717</b>	<b>\$ 5,646,112</b>	<b>\$ 5,646,112</b>	<b>\$ 115,327</b>
General Fund Contributions	88,614	180,548	180,548	202,431	202,431	21,883
<b>Total Source of Funds</b>	<b>\$ 5,803,580</b>	<b>\$ 5,711,333</b>	<b>\$ 5,723,265</b>	<b>\$ 5,848,543</b>	<b>\$ 5,848,543</b>	<b>\$ 137,210</b>

## Unit Description

The Planning and Service Area (PSA) 32 was established as an Area Agency on Aging (AAA) in 1980 by the state and the Board of Supervisors in accordance with the federal Older Americans Act (OAA). Its core mission is to plan, advocate, and coordinate services for individuals 60 and older. The AAA is administered by DSS's Aging and Adult Services Branch and has a 15-member AAA Advisory Council.

The AAA allocates funds to local non-profit organizations serving seniors and family caregivers to enhance the quality of life for seniors. Funded services include Health Insurance Counseling and Advocacy Program (HICAP), Medicare Improvements for Patients and Providers (MIPPA), Ombudsman for Long-Term Care, family caregiver

supportive services (e.g., transportation, outreach, legal services, information, referral, and assistance), congregate nutrition services, home-delivered meals, nutrition education, disease prevention and health promotion services, elder abuse prevention services, fall prevention, intergenerational activities, and a senior nutrition infrastructure program. Planning efforts focus on home and community-based long-term services and support that promote healthy aging. These activities are funded and supported primarily by OAA funding, the California Department of Aging, the Administration for Community Living, the U.S. Department of Health and Human Services, Mello-Granlund Older Californians Act (Senate Bill 1249, Chapter 337, Statutes of 2024) funding for the Home and Community-Based Services and supplemented by a General Fund Contribution for administrative expenses.

---

## Recommended FY 2025-2026 Positions

Classification Code	Classification Label	FTE
14C31	MANAGEMENT ANALYST III	1.00
20B11	ACCOUNTANT II	1.00
60X01	COMMUNITY AFFILIATION MANAGER	1.00
Total		3.00

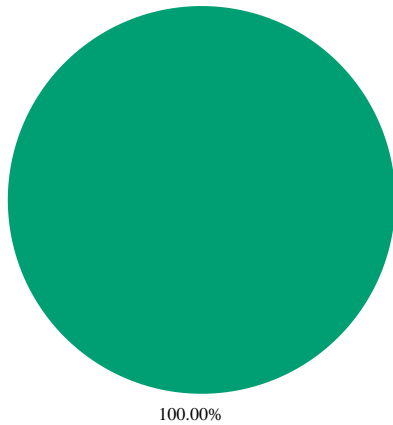
---

---

# Protective Services - 2011 Realignment

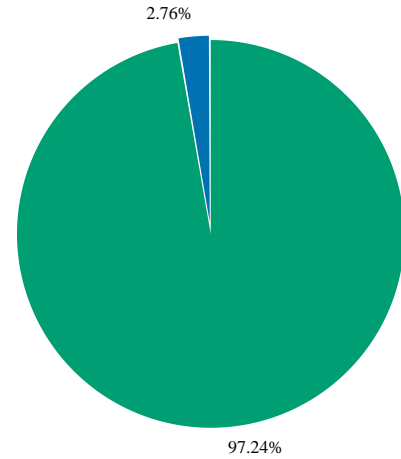
## (Budget Unit 501013 - Fund 1300 - Appropriation Unit SOC108)

### Use of Funds



Other Fin. Uses

### Source of Funds



Intergovernmental

Fund Balance

### Use of Funds

Expenditures	Prior Year 2023-2024	Adopted Budget 2024-2025	CY Estimate 2024-2025	Requested Budget 2025-2026	Recommended Budget 2025-2026	Recommended Change from Adopted
Other Financing Uses	\$ 22,559,909	\$ 22,502,357	\$ 24,428,277	\$ 27,321,524	\$ 27,321,524	\$ 4,819,167
<b>Subtotal</b>	<b>\$ 22,559,909</b>	<b>\$ 22,502,357</b>	<b>\$ 24,428,277</b>	<b>\$ 27,321,524</b>	<b>\$ 27,321,524</b>	<b>\$ 4,819,167</b>

### Source of Funds

Revenues	Prior Year 2023-2024	Adopted Budget 2024-2025	CY Estimate 2024-2025	Requested Budget 2025-2026	Recommended Budget 2025-2026	Recommended Change from Adopted
Intergovernmental Revenues	\$ 25,234,034	\$ 22,502,357	\$ 22,502,357	\$ 26,568,768	\$ 26,568,768	\$ 4,066,411
<b>Subtotal</b>	<b>\$ 25,234,034</b>	<b>\$ 22,502,357</b>	<b>\$ 22,502,357</b>	<b>\$ 26,568,768</b>	<b>\$ 26,568,768</b>	<b>\$ 4,066,411</b>
Fund Balance	\$ (2,674,125)	\$ 0	\$ 1,925,920	\$ 752,756	\$ 752,756	\$ 752,756
<b>Total Source of Funds</b>	<b>\$ 22,559,909</b>	<b>\$ 22,502,357</b>	<b>\$ 24,428,277</b>	<b>\$ 27,321,524</b>	<b>\$ 27,321,524</b>	<b>\$ 4,819,167</b>


### Unit Description

Public Safety Realignment legislation adopted in 2011 (Assembly Bill 109 and 118, Chapter 15 and 40, Statutes of 2011) and reaffirmed by Proposition 30 (The Schools and Local Public Safety Protection Act of 2012), requires counties to be responsible for payments of the non-federal portion of Adult Protective Services, Adoption Assistance Program, Foster Care, and many Child Welfare Services Programs. The State Controller's Office transfers sales taxes to the counties to fund these new local costs. The Local Revenue Fund (Fund 1300) was established to provide transparency of receipts and transfers of sales taxes associated with the Protective Services Account for the 2011 Public Safety Realignment (AB 118). A process is in place that includes Operating Transfers from Fund 1300 to two General Fund Budget Units, Out of Home Care (Unit 501003) and Social Services (Unit 501007) for the realigned programs.

# Social Services - 1991 Realignment

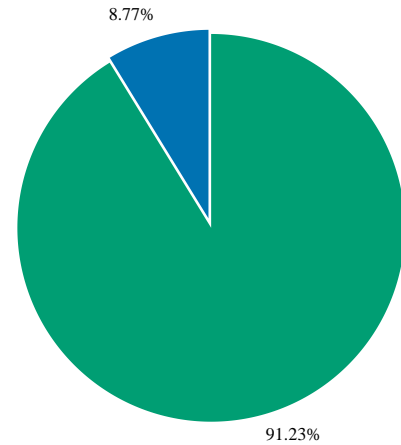
## (Budget Unit 501014 - Fund 1330 - Appropriation Unit SOC109)

### Use of Funds



Other Fin. Uses

### Source of Funds



Intergovernmental

Fund Balance

### Use of Funds

Expenditures	Prior Year 2023-2024	Adopted Budget 2024-2025	CY Estimate 2024-2025	Requested Budget 2025-2026	Recommended Budget 2025-2026	Recommended Change from Adopted
Other Financing Uses	\$ 53,821,894	\$ 53,535,627	\$ 31,732,464	\$ 29,705,169	\$ 29,705,169	\$ (23,830,458)
<b>Subtotal</b>	<b>\$ 53,821,894</b>	<b>\$ 53,535,627</b>	<b>\$ 31,732,464</b>	<b>\$ 29,705,169</b>	<b>\$ 29,705,169</b>	<b>\$ (23,830,458)</b>

### Source of Funds

Revenues	Prior Year 2023-2024	Adopted Budget 2024-2025	CY Estimate 2024-2025	Requested Budget 2025-2026	Recommended Budget 2025-2026	Recommended Change from Adopted
Intergovernmental Revenues	\$ 48,222,446	\$ 52,030,873	\$ 30,227,709	\$ 27,098,820	\$ 27,098,820	\$ (24,932,053)
Other Financing Sources	5,894,699	0	0	-	-	0
<b>Subtotal</b>	<b>\$ 54,117,145</b>	<b>\$ 52,030,873</b>	<b>\$ 30,227,709</b>	<b>\$ 27,098,820</b>	<b>\$ 27,098,820</b>	<b>\$ (24,932,053)</b>
Fund Balance	\$ (295,251)	\$ 1,504,754	\$ 1,504,755	\$ 2,606,349	\$ 2,606,349	\$ 1,101,595
<b>Total Source of Funds</b>	<b>\$ 53,821,894</b>	<b>\$ 53,535,627</b>	<b>\$ 31,732,464</b>	<b>\$ 29,705,169</b>	<b>\$ 29,705,169</b>	<b>\$ (23,830,458)</b>

### Unit Description

The 1991 Realignment (Realignment) (Assembly Bill 1491, Chapter 89, Statutes of 1991) legislation refers to a fiscal arrangement between the state and counties which dedicates portions of sales tax and vehicle license fee (VLF) revenues to county-administered health, mental health, and social services programs. The Realignment was designed to promote greater county responsibility in operating realigned programs, altered cost-sharing ratios. It provided counties with the VLF and sales tax as dedicated revenues to pay for the increased program responsibility. The 1991 Realignment differs from the 2011 Public Safety Realignment.

The Realignment impacted DSS in such programs as: CalWORKs, CalFresh, Foster Care, Adoptions, Child Welfare Services, and IHSS. The sales tax and VLF are collected and distributed monthly by the State Controller's Office and are deposited into the Health and Welfare Realignment Fund (Fund 1330) and distributed through Operating Transfers to various budget units within the Social Services and Health Departments. Growth funds above the base are distributed by a defined process and estimated annually by the state Department of Finance.



---

# Library

---

## Departmental Overview:

Monterey County Free Libraries (MCFL) is a public library system whose mission is to bring ideas, inspiration, information and enjoyment to the community. MCFL was established to provide library services to the diverse communities of the County of Monterey under the County Library Law of 1911. MCFL's operations are primarily financed through its share of property taxes. Other financial support is received from the Foundation for Monterey County Free Libraries (FMCFL), Friends of the Libraries' groups, and government and private grants.

## Programs and Functions:

**Community Libraries and Services Access Points:** MCFL services the public through a network of 16 branches covering the communities of Aromas, Big Sur, Buena Vista, Carmel Valley, Castroville, Gonzales, Greenfield, King City, Marina, Pajaro, Parkfield, Prunedale, San Ardo, San Lucas, Seaside, and Soledad. MCFL provides library services through three bookmobiles, Library by Mail, and online through eMCFL.org.

**Print, Digital and Unique Collections:** MCFL provides public access to a collection of materials for all ages in English and Spanish that can be browsed and/or borrowed, including books, movies, audiobooks, magazines, newspapers, reference materials, and local history resources. Additional materials and languages are available from a consortium of partner libraries through interlibrary loan. A strong online collection includes a digital archive, downloadable e-books, e-audiobooks, digital magazines and newspapers, access to online resources, homework help, veterans' resources, language learning programs, job development programs, literacy, and citizenship. MCFL lends telescopes, hotspots, early childhood kits, mental health kits, Book-Club-to-Go bags, and other activity kits.

**Program and Learning Activities:** MCFL offers free programs for children, teens, adults, and families, including story time, crafts, makerspaces, and play-and-learn activities. The annual summer reading program offers performances, activities, and reading encouragement. MCFL operates an early literacy bookmobile that brings programs and resources to preschools, emphasizing Science, Technology, Engineering, Arts and Mathematics (STEAM).

**Staff Assistance:** MCFL is available to assist the public in English and Spanish with getting a library card, checking out library materials, finding information, answering questions, recommending reading material, supporting students with homework, assisting with technology, promoting literacy, providing information resources, and locating accessible community services. MCFL has branch managers and community liaisons connecting each community to the services of the entire library system.

**Technology:** Every branch offers free access to computers and the Internet. Wireless printing, copy machines, fax services, and computer printing are available with in-person assistance and referrals to other technology learning resources.

**Community Engagement Activities:** MCFL supports community engagement through partnerships with other county offices and departments, school districts, cities, and other agencies. These include mental health awareness, housing application assistance, tax preparation assistance, lunch at the libraries, citizenship classes, voter information/registration, and services to veterans. Meeting rooms are often the site of community outreach from local non-profits. MCFL facilities serve as Temporary Evacuation Points, Community Resource Centers, cooling centers, and other needs during emergencies throughout the County.

## Department's Contributions to the County's Prior Strategic Initiatives:


### HEALTH AND HUMAN SERVICES

Improve the health and quality of life through County-supported policies, programs, and services, promoting access to equitable opportunities for healthy choices and healthy environments in collaboration with communities.

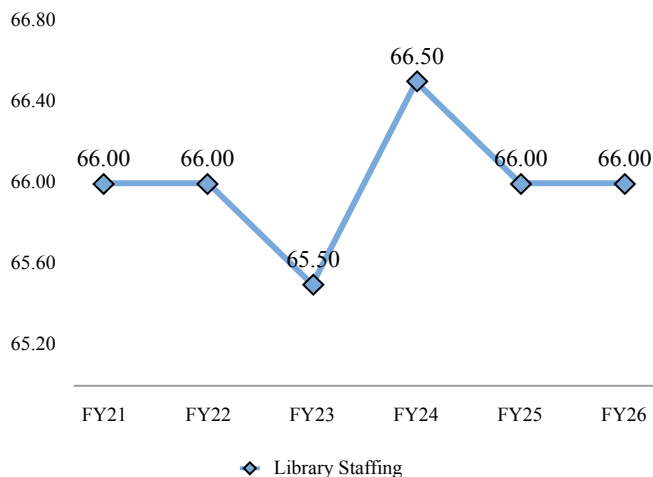
### ECONOMIC DEVELOPMENT

MCFL offers a variety of services and programs to the public. Details of services and programs are available at [www.emcfl.org](http://www.emcfl.org).

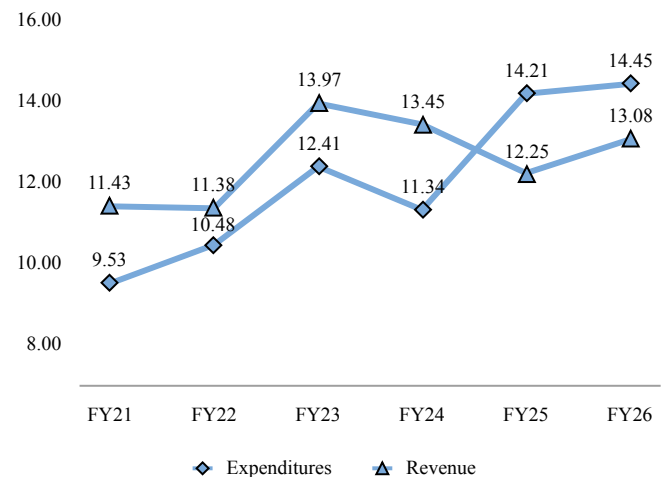




## Staffing Trends



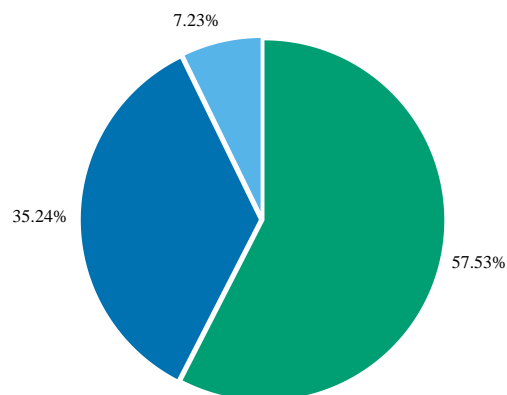
## Expenditure/Revenue History (in millions)



MCFL envisions the County as a community where everyone can achieve their potential and pursue happiness. MCFL's mission is to bring ideas, inspiration, information and enjoyment to the community through various delivery methods such as 16 library branches, a website, three bookmobiles, and Library-By-Mail.

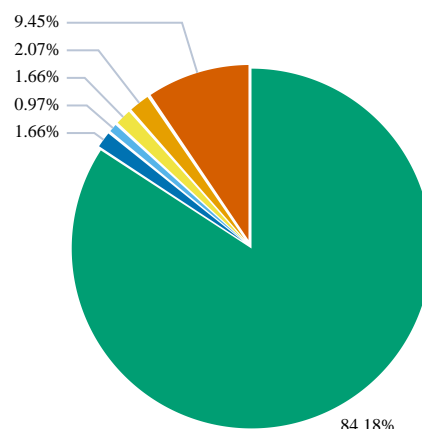
Key Performance Measures	2022-2023 Actual	2023-2024 Actual	2024-2025 Mid-Year
Number of Visits. Target = 770,000	461,764	242,173	339,613
Number of Completed Technology Sessions. Target = 150,000	2,199,353	1,395,141	3,375,371
Numbered of Borrowed Items. Target = 500,000	348,178	166,847	154,820
Hours of Volunteer Service. Target = 4,000	213	2,518	3,367
Number of Children Served in the Homework Center. Target = 10,000	1,810	1,681	6,135

## Use of Funds



Salaries & Benefits  
Services & Supplies  
Other Charges

## Source of Funds



Taxes  
Charges for Serv.  
Other Financing  
Intergovernmental  
Miscellaneous  
Fund Balance

## Use of Funds

Expenditures	Prior Year 2023-2024	Adopted Budget 2024-2025	CY Estimate 2024-2025	Requested Budget 2025-2026	Recommended Budget 2025-2026	Recommended Change from Adopted
Salaries and Employee Benefits	\$ 6,851,939	\$ 7,661,534	\$ 7,281,245	\$ 8,311,458	\$ 8,311,458	\$ 649,924
Services and Supplies	2,952,041	4,160,758	3,064,752	5,091,735	5,091,735	930,977
Other Charges	1,060,185	2,090,377	2,153,740	1,044,264	1,044,264	(1,046,113)
Capital Assets	470,856	300,000	37,810	-	-	(300,000)
<b>Subtotal</b>	<b>\$ 11,335,021</b>	<b>\$ 14,212,669</b>	<b>\$ 12,537,547</b>	<b>\$ 14,447,457</b>	<b>\$ 14,447,457</b>	<b>\$ 234,788</b>

## Source of Funds

Revenues	Prior Year 2023-2024	Adopted Budget 2024-2025	CY Estimate 2024-2025	Requested Budget 2025-2026	Recommended Budget 2025-2026	Recommended Change from Adopted
Taxes	\$ 11,687,132	\$ 11,371,455	\$ 11,801,812	\$ 12,162,155	\$ 12,162,155	\$ 790,700
Revenue from Use of Money & Property	193,186	8,308	59,317	-	-	(8,308)
Intergovernmental Revenues	956,316	289,196	289,196	240,000	240,000	(49,196)
Charges For Services	52,828	50,000	50,000	140,000	140,000	90,000
Miscellaneous Revenues	287,232	240,783	240,783	240,000	240,000	(783)
Other Financing Sources	274,156	290,704	0	299,425	299,425	8,721
<b>Subtotal</b>	<b>\$ 13,450,849</b>	<b>\$ 12,250,446</b>	<b>\$ 12,441,108</b>	<b>\$ 13,081,580</b>	<b>\$ 13,081,580</b>	<b>\$ 831,134</b>
Fund Balance	\$ (2,115,828)	\$ 1,962,223	\$ 96,439	\$ 1,365,877	\$ 1,365,877	\$ (596,346)
<b>Total Source of Funds</b>	<b>\$ 11,335,021</b>	<b>\$ 14,212,669</b>	<b>\$ 12,537,547</b>	<b>\$ 14,447,457</b>	<b>\$ 14,447,457</b>	<b>\$ 234,788</b>

## Summary of Recommendation

MCFL's Recommended Budget includes \$14,447,547 in appropriations financed by \$13,081,580 in anticipated revenues, and utilization of \$1,365,877 in fund balance. Expenditures increased by \$234,788 and revenues increased by \$831,134 from the FY 2024-25 Adopted Budget. Higher expenditures are due primarily to an increase of \$669,321 in salaries and benefits resulting from wage increases and higher operating expenses of \$930,977 related to projects in three library branches, including: furniture, fixtures and equipment in the new Gonzales Library, landscaping in the community of San Lucas Library, and rehabilitation of the Pajaro Branch. These projects are anticipated to be funded from

the departmental fund balance. Offsetting decreases to expenditures include a decrease of \$1,046,113 in the Cost Plan charge elimination of capital asset expenditure. Most of MCFL's revenues are derived from property taxes, which account for \$12,162,155 or 93%; property taxes are increasing by \$790,700 from the FY 2024-25 Adopted Budget.

## Budget Impacts

The Recommended Budget anticipates contributions for capital projects in FY 2025-26, including rehabilitation of the Pajaro Branch (impacted by flooding since 2023), and completion of the new Gonzales Library.

MCFL's budget for books and materials is a concern as costs continue to rise, requiring MCFL to reexamine the purchasing balance between physical and online materials and actively seeking grant opportunities that can contribute to the materials collections.

Significant resources funded at the state level are gone, and others based on federal funding are in jeopardy.

---

**Prior Year Accomplishments**

- Applied and received grants to fund programs.
- Conducted a survey and analysis of branch hours and implemented adjustments to serve communities better.
- Lowered operational costs through new contracts and more efficient processes through printing, scanning, copying, and faxing.

---

**Budget Year Goals**

- The major goal during FY 2025-26 will be to update the strategic plan to reflect new economic and political realities.
- Complete capital projects including Pajaro rehabilitation, the new Gonzales Library, and the new East Garrison Branch.

---

**Pending Issues**

MCFL has unfinished and uncertain capital projects anticipated to be funded primarily from the departmental fund balance. This includes selecting a new vehicle to replace the aging South County Bookmobile, completing the electric vehicle charging stations at Greenfield Library, and completing exterior landscaping at the community of San Lucas Library. Each project involves other offices and departments and long-

term service plans, and depending on timing, may carry into FY 2026-27.

At the time of printing, unknown and uncertain federal and state support was pending. The Recommended Budget is based on operational funding, and it is anticipated that public services will likely be impacted. MCFL will adjust the budget as required when more details are known.

---

**Policy Considerations**

Policy changes at the federal level for access to materials or services are rippling through to the state and are anticipated to impact how MCFL serves the community. For example, the California State Library's Plan for expenditure of Library Services and Technology Act (LSTA) funds has changed to comply with Presidential Executive Orders. These funds provide MCFL patrons with eBooks (books in electronic form that can be read on a computer or handheld device rather than in print) and online subscriptions. Simultaneously, public libraries are implementing the California Freedom to Read Act, adjusting collection development policies to ensure compliance with this state law that prohibits any governing body of a public library that receives state funds from proscribing procurement, access, or circulation of library materials based on protected characteristics, sources, intended or perceived audience, or the views, ideas, or opinions contained in the materials. There is a clear conflict if federal funds are expected to supply library materials under policies governed by the Freedom to Read Act and complying with Executive Order 14238 terminating "... all 'equity action plans,' 'equity' actions, initiatives, or programs, [and] 'equity-related' grants...." The direct budget impact will be determined based on what services or programs are ultimately cut directly, which cannot be accessed with this conflict, and if MCFL must adjust the internal budget to provide the service or program in the absence of federal funding.

## Appropriation Expenditure Detail

Entity Description	Entity Code	Fund Code	Prior Year 2023-2024	Adopted		CY Estimate 2024-2025	Requested Budget 2025-2026	Recommended Budget 2025-2026	Recommended Change from Adopted
				Budget 2024-2025					
Library	LIB100	1210	\$ 11,335,021	\$ 14,212,669	\$	12,537,547	\$ 14,447,457	\$ 14,447,457	\$ 234,788
Library	611001	1210	11,335,021	14,212,669		12,537,547	14,447,457	14,447,457	234,788
<b>Total</b>			<b>\$ 11,335,021</b>	<b>\$ 14,212,669</b>	<b>\$</b>	<b>12,537,547</b>	<b>\$ 14,447,457</b>	<b>\$ 14,447,457</b>	<b>\$ 234,788</b>

## Adopted 2024-2025 to Recommended 2025-2026 Positions

Classification Code	Classification Label	Adopted Budget 2023-2024	Adopted Budget 2024-2025	Recommended Budget 2025-2026	Change
11A05	LIBRARY DIRECTOR	1.00	1.00	1.00	0.00
12C04	ASSISTANT LIBRARY DIRECTOR	1.00	1.00	1.00	0.00
14C71	ADMINISTRATIVE SERVICES OFFICER	1.00	1.00	1.00	0.00
43J05	DEPARTMENTAL INFORMATION SYSTEMS COORDINATOR	1.00	1.00	0.00	(1.00)
65A31	LIBRARIAN I	1.50	1.50	1.50	0.00
65A33	LIBRARIAN II	10.00	10.00	11.00	1.00
65A40	LIBRARIAN III	4.00	3.00	3.00	0.00
65A85	MANAGING LIBRARIAN	2.00	2.00	2.00	0.00
80C01	LIBRARY ASSISTANT I	5.00	4.50	4.50	0.00
80C21	LIBRARY ASSISTANT II	27.00	28.00	28.00	0.00
80C22	LIBRARY ASSISTANT III	11.00	11.00	11.00	0.00
80J21	ACCOUNT CLERK	1.00	1.00	1.00	0.00
80J22	SENIOR ACCOUNT CLERK	1.00	1.00	1.00	0.00
<b>Total</b>		<b>66.50</b>	<b>66.00</b>	<b>66.00</b>	<b>0.00</b>

## Augmentation Requests

Request Code	Request Name	Ranking Type Name	Requested Amount	Requested FTE	Recommended Budget	Recommended FTE
<b>Grand Total:</b>			-	-	-	-



This page intentionally left blank.



# Cooperative Extension Service

## Departmental Overview:

Cooperative Extension is one of the oldest departments in the County. The University of California (UC) and the County started the local Cooperative Extension office in 1918 for the betterment of the local economy and quality of life. Cooperative Extension is a national program under the United States Department of Agriculture (USDA) with support from the County and the UC to bring the research and knowledge of the land grant universities directly to the community.

## Programs and Functions:

**AGRICULTURAL PROGRAM:** The Agricultural Program is conducted by the Farm Advisors (UC paid academics) who were selected based on their expertise, degrees in their disciplines, and their abilities to teach and work with people. Their mission is to conduct frequent needs assessments and to provide local actionable research and education geared to protecting and promoting Monterey County's farm-based economy, the number one industry. The Farm Advisors have programs in Agricultural Technology, Entomology, Irrigation, Plant Pathology, Specialty Crops, Vegetable Crops, Viticulture, Water Quality and Water Policy, and Weed Science. Cross-county Farm Advisors also support research within the county in Berry Crops, Ornamental Horticulture, and Small Farming. The programs promote the economic viability of the agricultural industry and the protection of environmental resources. Research and educational programs encompass target areas such as sustainable, safe, nutritious food production, economic success in a global economy, and a sustainable, healthy, productive environment focusing on three of the USDA and UC strategic initiatives: Water Quality, Quantity and Security; Endemic and Invasive Pests; and Sustainable Food Systems.

**4-H YOUTH PROGRAM:** The mission of the 4-H Youth Development Program is to instill leadership, citizenship and life skills in youth through hands-on learning and community service. There are 14 4-H clubs throughout the County serving young people ages five through 19. The programs are delivered to youth via trained adult volunteers, and focus on science, engineering and technology, healthy living, and citizenship. High quality 4-H activities engage youth in an environment where youth feel safe and free to share, learn, and grow.

**MASTER GARDENER PROGRAM:** The mission of the Master Gardener program is to extend research-based knowledge and information on home horticulture, pest management and sustainable practices to the residents. There are 175 volunteers that donate over 4,000 hours per year assisting home gardeners, building community and school gardens, hosting community education demonstrations, and maintaining a teaching and demonstration garden, reaching over 1,500 residents.

**NATURAL RESOURCES PROGRAM:** Two cross-county advisors add to in-County expertise, and UC campus specialists bring additional knowledge to bear on specific County issues as they arise. They work to solve local issues in fire science, rangeland management, water quality, soil conservation, land use and animal agriculture production.

## Department's Contributions to Monterey County's Strategic Initiatives:

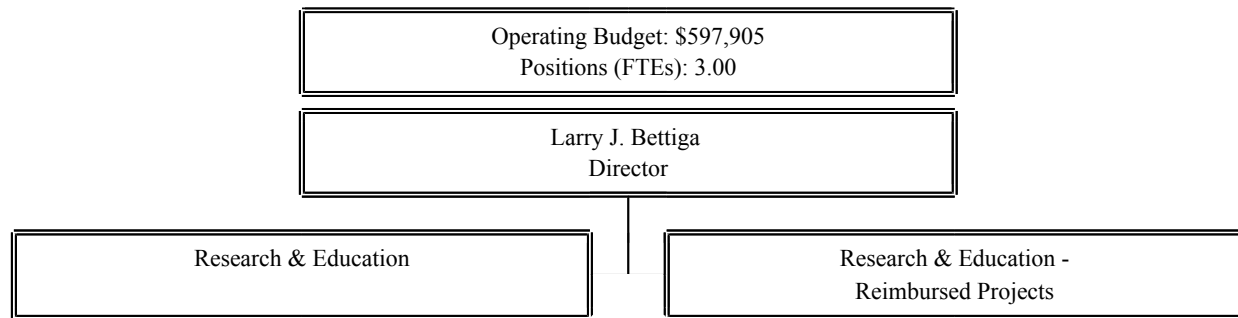
### ECONOMIC DEVELOPMENT

Active engagement in appropriate economic development and promotion of economic viability of the agricultural industry.

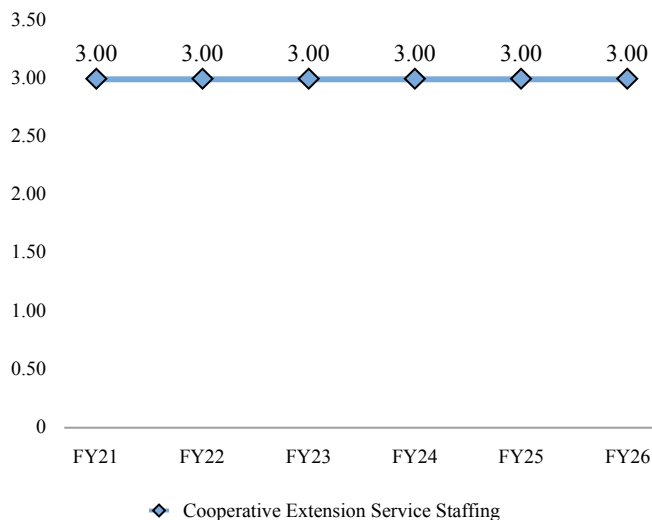
### HEALTH AND HUMAN SERVICES

Promote the use of alternative energy sources, conservation, and related best practices that benefit the environment and create approaches aimed at increasing the overall well-being and quality of life for County residents.

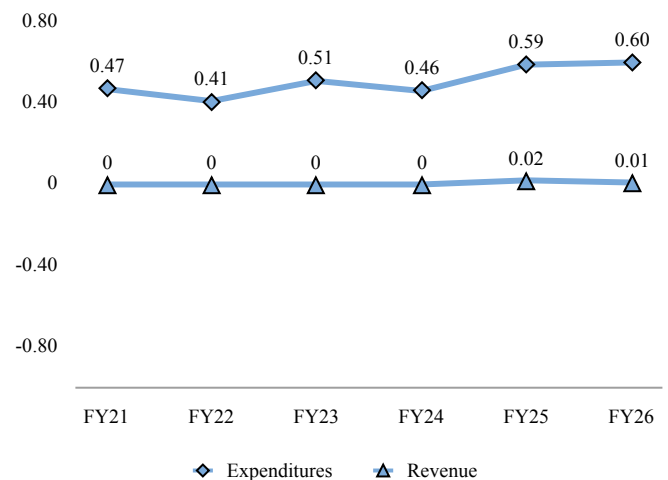




### Staffing Trends



### Expenditure/Revenue History (in millions)

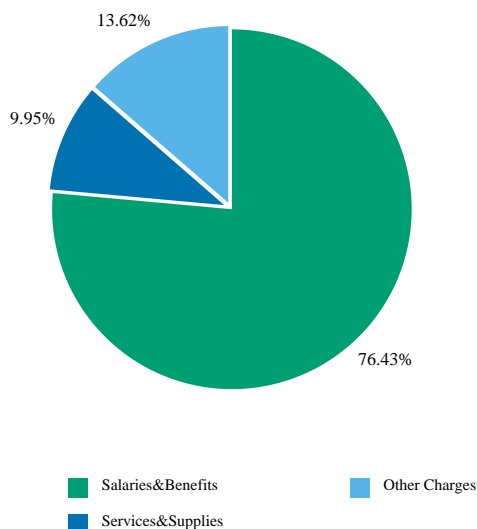


Cooperative Extension utilizes these measures to assist in developing budgets, quantify agricultural research education, and youth development outreach.

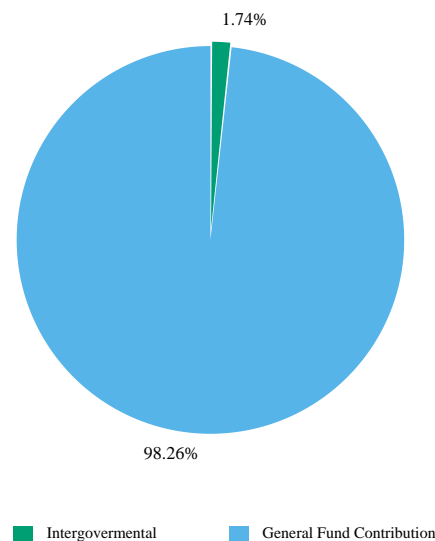
Key Performance Measures	2022-2023 Actual	2023-2024 Actual	2024-2025 Mid-Year
Annual Contract and Grant Money Generated by Farm Advisors for Monterey County Agricultural Research	\$3.60MM	\$3.76MM	\$3.91MM
Increase in UC Supported full time FTE	0%	60%	30%
Annual Number of Workshops, Seminars, Talks, and Conferences Presented at. This includes collaborative efforts with other research institutions and privation industry.	COVID Restricted	55	57
4-H Youth/Volunteer Enrollment & Master Gardener Volunteer Enrollment	860	850	923



## Use of Funds



## Source of Funds



## Use of Funds

Expenditures	Prior Year 2023-2024	Adopted Budget 2024-2025	CY Estimate 2024-2025	Requested Budget 2025-2026	Recommended Budget 2025-2026	Recommended Change from Adopted
Salaries and Employee Benefits	\$ 408,620	\$ 434,988	\$ 414,885	\$ 457,006	\$ 457,006	\$ 22,018
Services and Supplies	52,797	84,659	87,007	59,486	59,486	(25,173)
Other Charges	(2,341)	71,282	71,739	81,414	81,414	10,132
<b>Subtotal</b>	<b>\$ 459,076</b>	<b>\$ 590,929</b>	<b>\$ 573,630</b>	<b>\$ 597,905</b>	<b>\$ 597,905</b>	<b>\$ 6,976</b>

## Source of Funds

Revenues	Prior Year 2023-2024	Adopted Budget 2024-2025	CY Estimate 2024-2025	Requested Budget 2025-2026	Recommended Budget 2025-2026	Recommended Change from Adopted
Intergovernmental Revenues	\$ 0	\$ 20,910	\$ 7,776	\$ 10,409	\$ 10,409	\$ (10,501)
<b>Subtotal</b>	<b>\$ 0</b>	<b>\$ 20,910</b>	<b>\$ 7,776</b>	<b>\$ 10,409</b>	<b>\$ 10,409</b>	<b>\$ (10,501)</b>
General Fund Contributions	459,076	570,019	565,854	587,496	587,496	17,477
<b>Total Source of Funds</b>	<b>\$ 459,076</b>	<b>\$ 590,929</b>	<b>\$ 573,630</b>	<b>\$ 597,905</b>	<b>\$ 597,905</b>	<b>\$ 6,976</b>

## Summary of Recommendation

The Recommended Budget for the UC Cooperative Extension is \$597,905, financed by \$10,409 in program revenue and \$587,496 in general fund contributions (GFC). Recommended appropriations increased \$6,976, due to increased costs associated with salary and benefit costs. Services and Supplies were decreased by \$25,173 due to lower fleet charges. Revenues decrease next year due to lower use of UC reimbursable labor. The Recommended Budget includes an augmentation of \$9,219 to partially restore funding in order to maintain a full-time staffing.

## Budget Impacts

There are no budget impacts.

## Prior Year Accomplishments

No prior year accomplishments were provided by the department.

## Budget Year Goals

No budget year goals were provided by the department.

## Pending Issues

There are no pending issues.

## Policy Considerations

There are no policy considerations.

## Appropriation Expenditure Detail

Entity Description	Entity Code	Fund Code	Prior Year 2023-2024	Adopted Budget 2024-2025	CY Estimate 2024-2025	Requested Budget 2025-2026	Recommended Budget 2025-2026	Recommended Change from Adopted
<b>Cooperative Extension Service</b>	<b>EXT100</b>	<b>1001</b>	<b>\$ 459,076</b>	<b>\$ 590,929</b>	<b>\$ 573,630</b>	<b>\$ 597,905</b>	<b>\$ 597,905</b>	<b>\$ 6,976</b>
Cooperative Extension	621001	1001	448,861	570,117	565,854	587,637	587,637	17,520
Cooperative Extension - Reimbursed Projects	621002	1001	10,215	20,812	7,775	10,269	10,269	(10,543)
<b>Total</b>			<b>\$ 459,076</b>	<b>\$ 590,929</b>	<b>\$ 573,630</b>	<b>\$ 597,905</b>	<b>\$ 597,905</b>	<b>\$ 6,976</b>

## Adopted 2024-2025 to Recommended 2025-2026 Positions

Classification Code	Classification Label	Adopted Budget 2023-2024	Adopted Budget 2024-2025	Recommended Budget 2025-2026	Change
14C70	ADMINISTRATIVE SERVICES ASSISTANT	1.00	1.00	1.00	0.00
80A31	SECRETARY	1.00	1.00	1.00	0.00
80J30	ACCOUNTING TECHNICIAN	1.00	1.00	1.00	0.00
<b>Total</b>		<b>3.00</b>	<b>3.00</b>	<b>3.00</b>	<b>0.00</b>

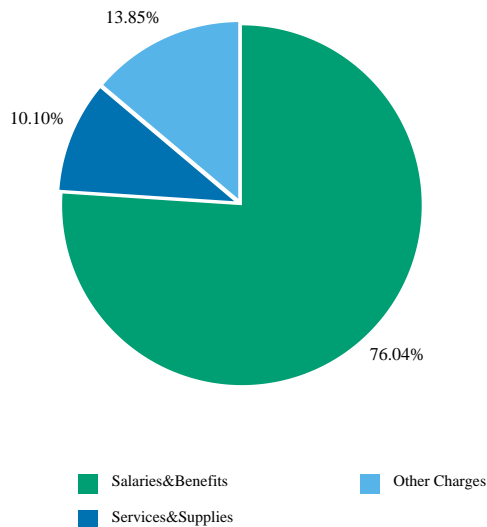
## Augmentation Requests

Request Code	Request Name	Ranking Type Name	Requested Amount	Requested FTE	Recommended Budget	Recommended FTE
621001-1001-AUG002	Restore Position	Status Quo Filled Position	9,219	-	9,219	0.07
<b>Grand Total:</b>			<b>9,219</b>	<b>-</b>	<b>9,219</b>	<b>0.07</b>

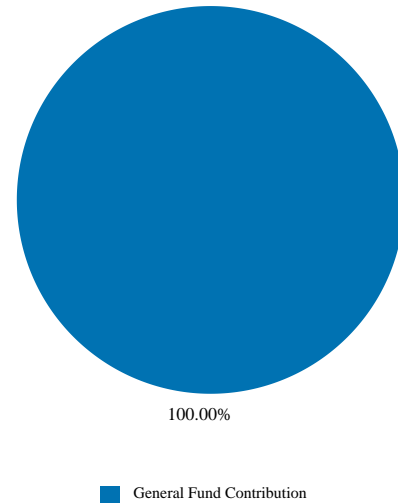
# Cooperative Extension

(Budget Unit 621001 - Fund 1001 - Appropriation Unit EXT100)

## Use of Funds



## Source of Funds



## Use of Funds

Expenditures	Prior Year 2023-2024	Adopted Budget 2024-2025	CY Estimate 2024-2025	Requested Budget 2025-2026	Recommended Budget 2025-2026	Recommended Change from Adopted
Salaries and Employee Benefits	\$ 398,822	\$ 414,801	\$ 407,234	\$ 446,847	\$ 446,847	\$ 32,046
Services and Supplies	52,379	84,034	86,882	59,375	59,375	(24,659)
Other Charges	(2,341)	71,282	71,739	81,414	81,414	10,132
<b>Subtotal</b>	<b>\$ 448,861</b>	<b>\$ 570,117</b>	<b>\$ 565,854</b>	<b>\$ 587,637</b>	<b>\$ 587,637</b>	<b>\$ 17,520</b>

## Source of Funds

Revenues	Prior Year 2023-2024	Adopted Budget 2024-2025	CY Estimate 2024-2025	Requested Budget 2025-2026	Recommended Budget 2025-2026	Recommended Change from Adopted
<b>Subtotal</b>	<b>\$ -</b>	<b>\$ -</b>	<b>\$ -</b>	<b>\$ -</b>	<b>\$ -</b>	<b>-</b>
General Fund Contributions	448,861	570,117	565,854	587,637	587,637	17,520
<b>Total Source of Funds</b>	<b>\$ 448,861</b>	<b>\$ 570,117</b>	<b>\$ 565,854</b>	<b>\$ 587,637</b>	<b>\$ 587,637</b>	<b>\$ 17,520</b>

## Unit Description

This Budget Unit description is the same as the Department Description. The programs listed in the Department Description (Agriculture, 4-H Youth, and Natural Resources) are all programs funded by the County of Monterey General Fund.

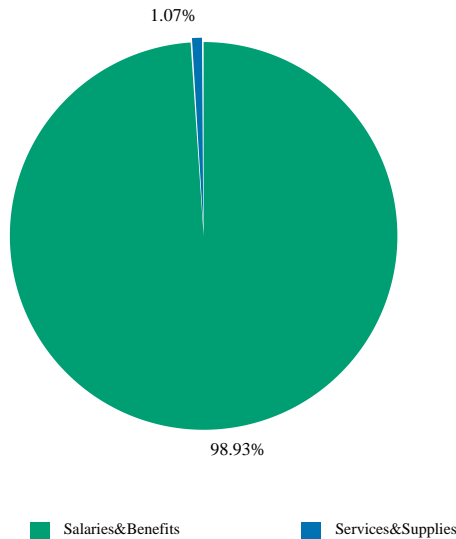
## Recommended FY 2025-2026 Positions

Classification Code	Classification Label	FTE
14C70	ADMINISTRATIVE SERVICES ASSISTANT	1.00
80A31	SECRETARY	1.00
80J30	ACCOUNTING TECHNICIAN	1.00
Total		3.00

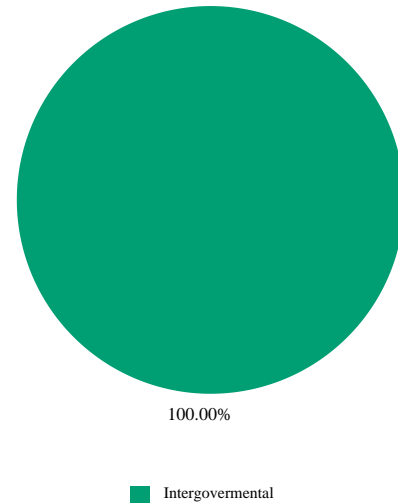
# Cooperative Extension - Reimbursed Projects

(Budget Unit 621002 - Fund 1001 - Appropriation Unit EXT100)

## Use of Funds



## Source of Funds



## Use of Funds

Expenditures	Prior Year 2023-2024	Adopted Budget 2024-2025	CY Estimate 2024-2025	Requested Budget 2025-2026	Recommended Budget 2025-2026	Recommended Change from Adopted
Salaries and Employee Benefits	\$ 9,797	\$ 20,187	\$ 7,651	\$ 10,159	\$ 10,159	\$ (10,028)
Services and Supplies	418	625	124	110	110	(515)
<b>Subtotal</b>	<b>\$ 10,215</b>	<b>\$ 20,812</b>	<b>\$ 7,775</b>	<b>\$ 10,269</b>	<b>\$ 10,269</b>	<b>\$ (10,543)</b>

## Source of Funds

Revenues	Prior Year 2023-2024	Adopted Budget 2024-2025	CY Estimate 2024-2025	Requested Budget 2025-2026	Recommended Budget 2025-2026	Recommended Change from Adopted
Intergovernmental Revenues	\$ 0	\$ 20,910	\$ 7,776	\$ 10,409	\$ 10,409	\$ (10,501)
<b>Subtotal</b>	<b>\$ 0</b>	<b>\$ 20,910</b>	<b>\$ 7,776</b>	<b>\$ 10,409</b>	<b>\$ 10,409</b>	<b>\$ (10,501)</b>
General Fund Contributions	10,215	(98)	0	(140)	(140)	(42)
<b>Total Source of Funds</b>	<b>\$ 10,215</b>	<b>\$ 20,812</b>	<b>\$ 7,775</b>	<b>\$ 10,269</b>	<b>\$ 10,269</b>	<b>\$ (10,543)</b>

## Unit Description

This Budget Unit supports the Agricultural Program described in the Department Description. All expenses of this Budget Unit are reimbursed by the University of California (UC). The UC grant funding supports research and education programs in vegetable diseases, plant nutrition, weed science, viticulture, insect control, waste management, irrigation, water quality and water policy.

---

# Natividad Medical Center

---

## Departmental Overview:

Natividad Medical Center (Natividad) is a 172-bed acute care hospital owned and operated by the County of Monterey. As a designated public safety-net hospital providing health care to the residents of Monterey County for over 139 years, Natividad provides health care access to patients regardless of their ability to pay.

Natividad is fully accredited by The Joint Commission (an independent, not-for-profit organization that evaluates and accredits health care organizations and programs in the United States), has an appointed Board of Trustees, and is under the governance of the Board of Supervisors.

## Programs and Functions:

Natividad offers inpatient, outpatient, emergency, diagnostic, and specialty medical care and annually provides more than 38,000 patient days and more than 50,000 Emergency Department visits. Natividad is a Level II Trauma Center that provides the immediate availability of specialized personnel, equipment, and services to treat the most severe and critical injuries. Natividad operates a large hospital-based specialty clinic, a primary care clinic, and is the location of outpatient primary care clinics operated by the County's Health Department. Natividad has a medical staff of over 400 physicians.

Through its affiliation with the University of California, San Francisco (UCSF), Natividad is the only teaching hospital on the Central Coast. Recognized nationally and internationally as a model program, Natividad's Family Medicine Residency Program is postgraduate training for physicians specializing in family medicine. Approximately one-third of graduates remain on the Central Coast to establish a practice.

Natividad's mission is to continually monitor and improve the health of the people, including the vulnerable, through coordinated, affordable, and high-quality health care. The vision is to be a health care delivery system that collaborates with other providers to offer accessible, high-quality, and high-value health care services in a financially stable manner.

## Department's Contributions to the County's Prior Strategic Initiatives:

### ADMINISTRATION


Promote an organization that practices efficient and effective resource management and is recognized for responsiveness, strong customer orientation, accountability, and transparency.

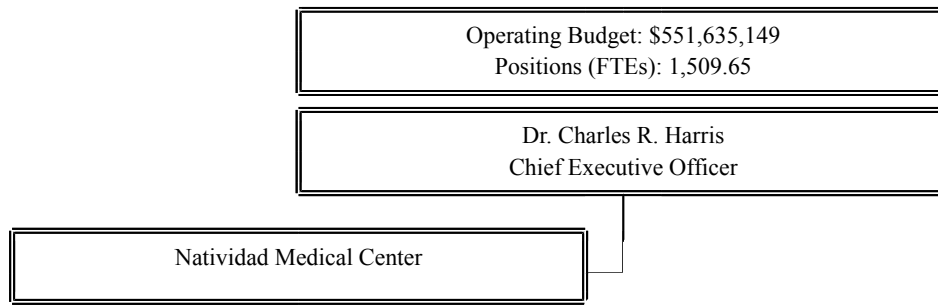
### HEALTH AND HUMAN SERVICES

Improve health and quality of life through county-supported policies, programs, and services; promote access to equitable opportunities for healthy choices and health environments in collaboration with communities.

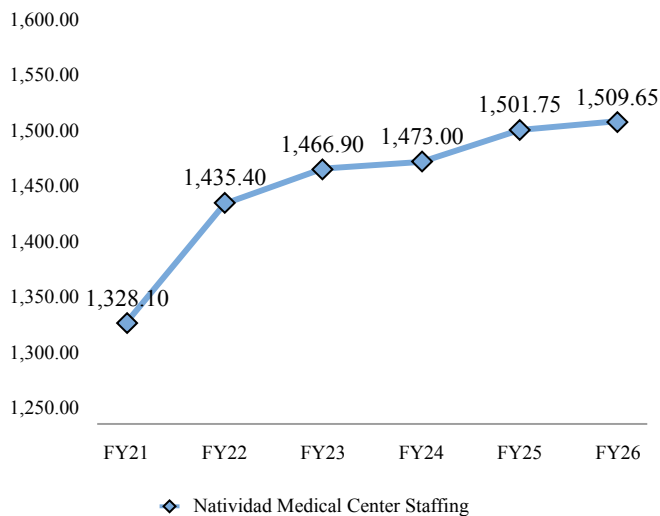
### INFRASTRUCTURE

Plan and develop a sustainable, physical infrastructure that improves the quality of life for county residents and supports economic development.

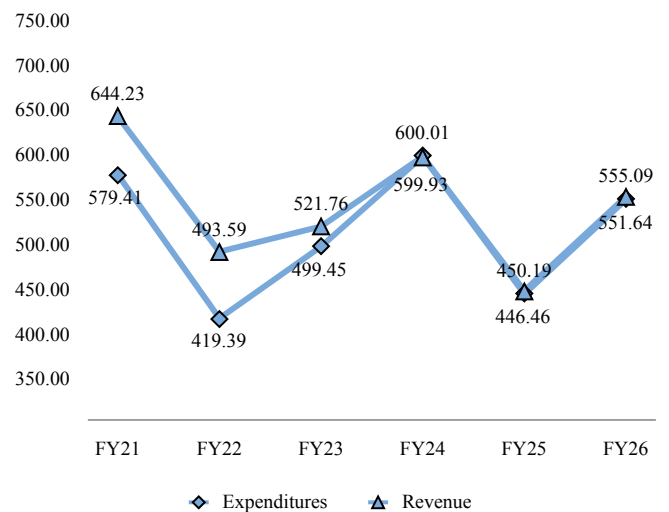




## Staffing Trends



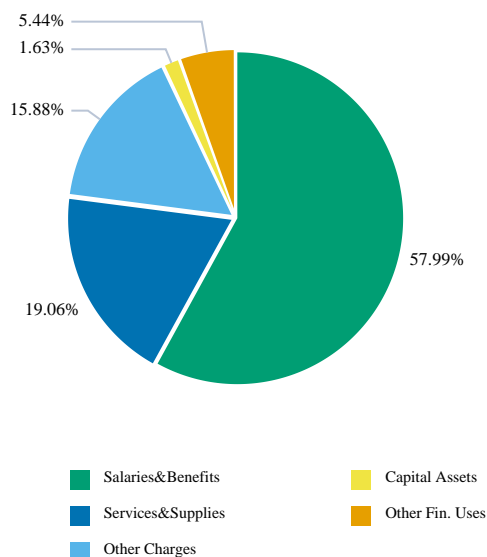
## Expenditure/Revenue History (in millions)



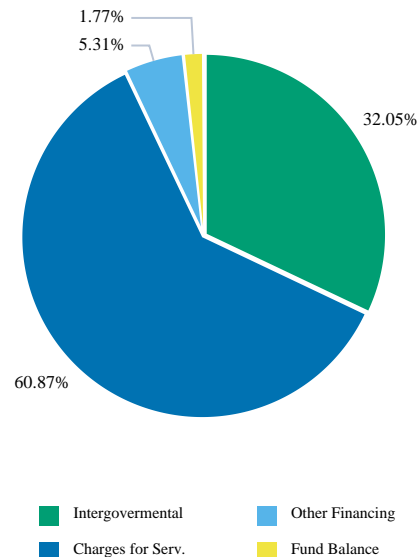
The monitoring of hospital key performance measures help drive performance improvement in the areas of growth of targeted patient service lines, patient experience, and financial performance.

Key Performance Measures	2022-2023 Actual	2023-2024 Actual	2024-2025 Mid-Year
Operating Margin, Target = Budgeted Net Income (in millions of dollars).	\$13.6MM	\$8.7MM	\$1.4MM Annl.
Average Daily Census. Target = Budgeted Average Daily Census.	126.8	129.8	121.8
CMS Hospital-acquired Conditions (HAC) reduction Program Total Score, Target = National Benchmark Score.	0.299	0.3757	0.3757
Rate of Hospital Patient Satisfaction - Nurse Communications. Target = CA Benchmark Score.	73%	72%	72%
Rate of Hospital Patient Satisfaction - Doctor Communications. Target = CA Benchmark Score.	70%	71%	74%
Overall staff turnover rate. Target = <10%	12.00%	11.00%	12.00%

## Use of Funds



## Source of Funds



## Use of Funds

Expenditures	Prior Year 2023-2024	Adopted Budget 2024-2025	CY Estimate 2024-2025	Requested Budget 2025-2026	Recommended Budget 2025-2026	Recommended Change from Adopted
Salaries and Employee Benefits	\$ 275,537,225	\$ 286,203,951	\$ 290,747,131	\$ 319,885,173	\$ 319,885,173	\$ 33,681,222
Services and Supplies	144,625,392	111,882,102	107,903,466	105,127,832	105,127,832	(6,754,270)
Other Charges	94,089,668	8,369,523	21,668,437	87,622,144	87,622,144	79,252,621
Capital Assets	3,405,379	10,000,000	6,889,996	9,000,000	9,000,000	(1,000,000)
Other Financing Uses	82,351,710	30,000,000	284,014,248	30,000,000	30,000,000	0
<b>Subtotal</b>	<b>\$ 600,009,375</b>	<b>\$ 446,455,576</b>	<b>\$ 711,223,278</b>	<b>\$ 551,635,149</b>	<b>\$ 551,635,149</b>	<b>\$ 105,179,573</b>

## Source of Funds

Revenues	Prior Year 2023-2024	Adopted Budget 2024-2025	CY Estimate 2024-2025	Requested Budget 2025-2026	Recommended Budget 2025-2026	Recommended Change from Adopted
Fines	\$ 135,163	\$ -	\$ 0	\$ -	\$ -	\$ -
Revenue from Use of Money & Property	9,109,481	0	348,685	-	-	0
Intergovernmental Revenues	200,378,572	94,410,000	231,418,575	181,139,559	181,139,559	86,729,559
Charges For Services	301,303,730	325,775,028	329,704,472	343,953,608	343,953,608	18,178,580
Miscellaneous Revenues	7,137,325	0	4,717,215	-	-	0
Other Financing Sources	81,861,710	30,000,000	151,533,680	30,000,000	30,000,000	0
<b>Subtotal</b>	<b>\$ 599,925,982</b>	<b>\$ 450,185,028</b>	<b>\$ 717,722,628</b>	<b>\$ 555,093,167</b>	<b>\$ 555,093,167</b>	<b>\$ 104,908,139</b>
Fund Balance	\$ 83,393	\$ (3,729,452)	\$ (6,499,350)	\$ (3,458,018)	\$ (3,458,018)	\$ 271,434
<b>Total Source of Funds</b>	<b>\$ 600,009,375</b>	<b>\$ 446,455,576</b>	<b>\$ 711,223,278</b>	<b>\$ 551,635,149</b>	<b>\$ 551,635,149</b>	<b>\$ 105,179,573</b>

## Summary of Recommendation

The Recommended Budget for Natividad totals \$551,635,149 in expenditures, financed by \$555,093,167 in revenue, a \$3,458,018 estimated increase in fund balance.

Personnel and medical operating costs are the largest cost drivers in the budget. Personnel costs are budgeted at \$319,885,173, an increase of \$33,681,222 from the FY 2024-25 Adopted Budget. Employee step advances, higher employee benefit costs, and pay raises contribute to the increase in personnel costs. Other Charges are budgeted at \$87,622,144,

an increase of \$79,252,621 over the FY 2024-25 Adopted Budget. The increase is largely made-up of intergovernmental transfers for various government funding programs. These amounts were previously budgeted as a net amount, offsetting intergovernmental revenues.

The \$104,908,139 increase in revenue over the FY 2024-25 Adopted Budget is attributed mainly to the rise in gross intergovernmental transfers. Previously, these transfers were budgeted as a net amount under revenue only. Revenues from patient and other services are budgeted at

\$343,953,608, an increase of \$18,178,580 over the FY 2024-25 Adopted Budget. The increase in patient revenues is from an increase in patient

volume and a change in payor mix, resulting in a more favorable collection rate.

---

## Budget Impacts

California Advancing and Innovating Medi-Cal (CalAIM) implementation began on January 1, 2022, and will continue through December 31, 2026, as a coordinated commitment to making Medi-Cal more equitable and person-centered.

CalAIM renews the Global Payment Program to provide a statewide pool of funding for the remaining uninsured population in California. As a global program, it includes \$1.2 billion annually in Disproportionate Share Hospital (DSH) funds and \$246 million in the Safety Net Care Pool (SNCP).

Additionally, CalAIM initiatives provide key programs that prioritize prevention and social drivers of health. Services and reimbursement for justice-involved adults and youth are in negotiations.

Managed Care directed payment programs, including the Quality Incentive Program (QIP) and the Enhanced Payment Program (EPP) continue payments to ensure performance alignment with state and Plan requirements.

---

## Prior Year Accomplishments

Natividad received an “A” Leapfrog Hospital Safety Grade (only hospital rating focused exclusively on hospital safety) for Fall 2024 from the nonprofit watchdog for keeping patients safe from preventable harm and medical errors. This publicly reported information enables the public to make informed decisions about where to receive care.

Natividad’s Sam Karas Acute Rehabilitation Center ranked No. 21 in California according to Newsweek’s “America’s Best Physical Rehabilitation Centers 2024” list.

U.S. News & World Report rated Natividad a Top Hospital for Maternity Care and highlighted the hospital’s equity measures.

Natividad was named Best Hospital in the Salinas Valley Readers’ Choice Awards 2023, published by the Monterey Herald. The hospital’s Emergency Department ranked number 2 in the Salinas Valley, while Dr. Dustan Millward was voted Best Podiatrist, and Dr. Minerva Perez-Lopez was voted Best Primary Care Physician.

Natividad partnered with Dr. Mario Pauda to expand its footprint to the Sanborn Clinic in East Salinas in June, providing primary care services for more residents in the Salinas area.

The hospital expanded its specialty care to include a full-time pulmonary medicine provider and pulmonary function testing and added rheumatology. Natividad established multi-specialty trauma clinics and expanded its total joint replacement program. Its Urogynecology program expanded to include pelvic floor therapy services, making it only one of three in the country.

Natividad, the only teaching hospital in the County, graduated 10 physicians from its Family Medicine Residency program and welcomed its newest class in June. Natividad had 700 applicants and 125 interviews for 10 positions for the class of 2027. Three first-year residents are local, and 23 residency graduates are on staff at Natividad.

Natividad continued its Everyone’s Harvest Farmers’ Market as part of the hospital’s ongoing commitment to promoting wellness and healthy eating. The weekly outdoor market allows the community to shop for fresh produce, food, and more. Through Everyone’s Harvest, Natividad funded Fresh Rx prescriptions for families with credits of \$25/week in fresh produce in the Farmers’ Market. Participating patients results show lower body mass index (BMI) after the completion of the annual program.

Natividad participated in more than 60 community outreach events and organizations, including:

- \* Ciclovía Salinas and South County

- \* Juneteenth Events – Seaside/Monterey and Salinas

- \* Monterey Pride Parade and Salinas Pride Day

- \* Monterey County Fair Sponsorship and “Natividad Day”

- \* CISNE Monthly Forums

- \* Ag Business Health Fairs

- \* School Resource Fairs

Natividad Foundation, the nonprofit that supports Natividad, accomplished the following:

- \* Record-breaking 2024 donation from The Agricultural Leadership Council (TALC) of \$600,000.

- \* Unveiled new 20-piece Employee Art and 40-piece Monterey Plein Air Painters Association exhibitions at Natividad.

- \* Raised \$90,900 through the 2024 Pebble Beach Concours d’Elegance Charity Drawing.

- \* Maintained 99% success rate in preventing re-injury among victims of violence enrolled in CHOICE.

- \* Received a \$300,000 grant from the Tanimura Family Foundation to support the Emergency Department Prefabricated Building project.

- \* Funded a full-time chaplain for Spiritual Care.

- \* Funded breast cancer screening and therapeutic care for low-income women.

- \* Funded basic needs for patients ready for discharge but needed help to continue healing.

Natividad worked closely with the County’s Health Department clinics to meet the Quality Incentive Pool (QIP) targets and overperformed on several metrics, such as immunizations and routine screenings.

- \* Recognized by the Safety Net Institute (SNI) for high performance and effective workflow strategies for perinatal and postpartum care measures.

- \* QIP is a program comprised of 40 quality measures representing multiple service lines within Natividad and the County’s Health Department clinics. Each measure has a performance target that must be met every calendar year.

Natividad’s Simulation Center served over 1,600 learners and expanded simulation programs to other disciplines, including non-clinical staff.

The hospital launched a language resources project to create audio files of admissions communications in indigenous languages while expanding services to the Health Department.

Natividad increased sign-on bonuses and reintroduced the referral bonus program while conducting wage studies for over 40 classifications.

Natividad renewed its accreditation with The Joint Commission, which continuously aims to improve health care for the public by assuring organizations are providing safe and effective care.

Achieved the 2024 Blue Distinction Center for Bariatric Surgery designation by Blue Cross Blue Shield. The Blue Distinction Specialty Care program recognizes nationally designated health care facilities that show expertise in delivering improved patient safety and better health outcomes.

Natividad completed year eight of BETA Healthcare Group (professional liability insurer of hospitals on the West Coast) with a focus on Emergency Department Pediatric Readiness and “Quest for Zero” excellence in the Emergency Department.

Natividad’s Sam Karas Acute Rehabilitation Center ranked in the top 3% for quality and outcomes of 861 Inpatient Rehabilitation Facilities.



Natividad’s Sam Karas Acute Rehabilitation Center received the "Top Performer Award" for Centers for Medicare & Medicaid Services (CMS) quality metrics scoring in the top 10% for six consecutive years.

Natividad has been recognized every year since 2015 by Blue Shield of California with a Blue Distinction® Centers (BDC) for Maternity Care designation.

Received the BETA Healthcare Group Award of Excellence 17 years running for High Quality Obstetrical Practices achieving, 100% compliance. The initiative aims to promote best practices in care delivery to moms and babies in BETA’s “Quest for Zero” preventable birth injuries.

The California Perinatal Quality Care Collaborative presented the High-Risk Infant Follow-Up (HRIF) Award to the Natividad Neonatal Intensive Care Unit (NICU) team. The NICU team ensures that babies and parents return to our medical specialists at least once a year for three years because high-risk infants need extra care during their first years.

A Baby-Friendly USA hospital since 2013, Natividad earned a five-year renewal for the prestigious Baby-Friendly designation, which immediately addresses feeding problems and improves breastfeeding success.

The American College of Surgeons National Surgical Quality Improvement Program (ACS NSQIP) has recognized Natividad as one of 78 participating hospitals that have achieved meritorious outcomes for surgical patient care, which is based on outcomes of inpatient and outpatient surgical procedures and data that assesses patient safety and quality.

---

**Budget Year Goals**

Develop programs necessary to meet requirements for the State’s CalAIM initiative

---

**Pending Issues**

There are no pending issues.

---

**Policy Considerations**

There are no policy considerations.

## Appropriation Expenditure Detail

Entity Description	Entity Code	Fund Code	Prior Year 2023-2024	Adopted Budget 2024-2025	CY Estimate 2024-2025	Requested Budget 2025-2026	Recommended Budget 2025-2026	Recommended Change from Adopted
<b>Natividad Medical Center Capital Project</b>	<b>NMC101</b>	<b>1930</b>	<b>\$ 2,746,247</b>	<b>\$ 20,000,000</b>	<b>\$ 124,044,681</b>	<b>\$ 20,000,000</b>	<b>\$ 20,000,000</b>	<b>\$ 0</b>
Natividad Medical Center Capital Project	969999	1930	2,746,247	20,000,000	124,044,681	20,000,000	20,000,000	0
<b>Natividad Medical Center</b>	<b>NMC100</b>	<b>2010</b>	<b>597,263,128</b>	<b>426,455,576</b>	<b>587,178,597</b>	<b>531,635,149</b>	<b>531,635,149</b>	<b>105,179,573</b>
Natividad Medical Center	960001	2010	597,256,361	426,455,576	384,876,972	218,467,014	218,467,014	(207,988,562)
Intensive Care	960010	2010	0	0	6,887,477	9,397,909	9,397,909	9,397,909
Neonatal Intensive Care	960011	2010	0	0	4,086,489	6,586,810	6,586,810	6,586,810
Medical/Surgical Unit	960012	2010	0	0	16,355,686	26,326,413	26,326,413	26,326,413
Pediatric Unit	960013	2010	0	0	1,515,973	2,360,145	2,360,145	2,360,145
Psychiatric Unit	960014	2010	0	0	4,421,075	7,099,248	7,099,248	7,099,248
Maternal Infant Unit	960015	2010	0	0	6,492,391	9,555,963	9,555,963	9,555,963
Acute Rehab Unit	960016	2010	0	0	8,576,281	13,608,173	13,608,173	13,608,173
Physicians - OBGYN	960017	2010	0	0	3,935,254	5,401,294	5,401,294	5,401,294
Physicians - Surgeon	960018	2010	0	0	4,043,557	5,247,809	5,247,809	5,247,809
Physicians - Podiatry	960020	2010	0	0	292,139	361,342	361,342	361,342
Physicians - Pediatric Hosp	960021	2010	0	0	1,103,029	1,205,496	1,205,496	1,205,496
Physicians - General Peds	960022	2010	0	0	238,009	293,751	293,751	293,751
Physicians - NICU	960023	2010	0	0	1,089,707	1,537,147	1,537,147	1,537,147
Physicians - In Patient Hosp	960024	2010	0	0	3,920,195	4,475,538	4,475,538	4,475,538
Physicians - Cardio	960025	2010	0	0	1,589,434	2,511,372	2,511,372	2,511,372
Physicians - ICU	960026	2010	0	0	1,200,817	2,038,456	2,038,456	2,038,456
Physicians - Family Practice	960027	2010	0	0	1,211,500	1,619,581	1,619,581	1,619,581
Resident Physicians	960029	2010	0	0	4,879,704	7,597,439	7,597,439	7,597,439
Physicians - Pathology	960030	2010	0	0	623,761	1,077,798	1,077,798	1,077,798
Emergency Room	960031	2010	0	0	12,371,177	19,376,704	19,376,704	19,376,704
Diabetic Clinic	960032	2010	0	0	354,037	544,429	544,429	544,429
Lactation Clinic	960033	2010	0	0	486,410	772,751	772,751	772,751
Orthopedic Clinic	960034	2010	0	0	3,171,837	5,037,499	5,037,499	5,037,499
Natividad Medical Group	960035	2010	0	0	1,471,183	2,262,988	2,262,988	2,262,988
NMC Employee Health	960036	2010	0	0	566,453	804,595	804,595	804,595
Labor and Delivery	960038	2010	0	0	8,788,199	13,854,924	13,854,924	13,854,924
Surgery and Recovery	960039	2010	0	0	5,315,262	8,312,610	8,312,610	8,312,610
PACU	960040	2010	0	0	1,266,748	1,696,876	1,696,876	1,696,876
Op Surgery/Endoscopy	960041	2010	0	0	1,276,945	1,972,969	1,972,969	1,972,969
Central Sterile	960042	2010	0	0	573,469	952,136	952,136	952,136
Laboratory-Clinical	960043	2010	0	0	6,256,969	9,933,936	9,933,936	9,933,936
Cardiac Ultrasound	960044	2010	0	0	695,390	1,136,963	1,136,963	1,136,963
Radiology	960045	2010	0	0	4,412,021	7,276,714	7,276,714	7,276,714
Nuclear Medicine	960046	2010	0	0	171,880	267,217	267,217	267,217
Ultrasound	960047	2010	0	0	1,114,998	1,760,942	1,760,942	1,760,942
Pharmacy	960048	2010	0	0	3,830,153	6,369,855	6,369,855	6,369,855
Respiratory Therapy	960049	2010	0	0	3,271,279	5,186,470	5,186,470	5,186,470
Physical Therapy	960050	2010	0	0	1,953,166	3,255,181	3,255,181	3,255,181
Occupational Therapy	960051	2010	0	0	734,653	1,179,864	1,179,864	1,179,864
Education Admin Office	960052	2010	0	0	677,129	1,115,141	1,115,141	1,115,141
Dietary	960053	2010	6,767	0	3,192,577	4,969,425	4,969,425	4,969,425
Social Services - NMC	960054	2010	0	0	722,455	1,143,490	1,143,490	1,143,490

## Appropriation Expenditure Detail

Entity Description	Entity Code	Fund Code	Prior Year 2023-2024	Adopted Budget 2024-2025	CY Estimate 2024-2025	Requested Budget 2025-2026	Recommended Budget 2025-2026	Recommended Change from Adopted
Materials Management	960055	2010	0	0	2,215,483	3,398,894	3,398,894	3,398,894
Housekeeping	960056	2010	0	0	4,791,520	7,908,536	7,908,536	7,908,536
Plant Maintenance	960057	2010	0	0	2,093,581	3,414,638	3,414,638	3,414,638
NMC Communications	960058	2010	0	0	686,648	1,055,010	1,055,010	1,055,010
Interpreter	960059	2010	0	0	1,228,635	2,252,780	2,252,780	2,252,780
Information Systems	960060	2010	0	0	4,646,672	7,224,444	7,224,444	7,224,444
General Accounting - NMC	960061	2010	0	0	1,901,008	2,844,920	2,844,920	2,844,920
Decision Support	960062	2010	0	0	370,323	585,827	585,827	585,827
Patient Accounting	960063	2010	0	0	2,935,611	4,032,068	4,032,068	4,032,068
Physicians Billing	960064	2010	0	0	341,340	641,791	641,791	641,791
Admitting/Outpt Registrant	960065	2010	0	0	2,387,657	4,136,034	4,136,034	4,136,034
Financial Counseling Unit	960066	2010	0	0	1,333,890	2,160,184	2,160,184	2,160,184
Hospital Administration	960067	2010	0	0	4,000,682	5,112,343	5,112,343	5,112,343
Marketing	960068	2010	0	0	162,008	257,646	257,646	257,646
Personnel	960069	2010	0	0	2,158,304	3,601,836	3,601,836	3,601,836
Chaplain	960070	2010	0	0	107,985	164,503	164,503	164,503
Medical Records	960072	2010	0	0	2,731,639	4,959,414	4,959,414	4,959,414
Medical Staff	960074	2010	0	0	1,236,595	2,064,622	2,064,622	2,064,622
Nursing Administration	960075	2010	0	0	2,045,441	4,350,102	4,350,102	4,350,102
Float Pool	960076	2010	0	0	5,048,489	8,441,014	8,441,014	8,441,014
Hospital Education	960077	2010	0	0	109,113	165,017	165,017	165,017
Nursing Education/Training	960078	2010	0	0	1,617,686	2,505,916	2,505,916	2,505,916
Utilization Management	960079	2010	0	0	2,510,680	3,627,696	3,627,696	3,627,696
NMC Records Retention	960082	2010	0	0	277,987	505,293	505,293	505,293
Ninos Clinic	960083	2010	0	0	183,269	279,944	279,944	279,944
Physicians-ARU	960084	2010	0	0	669,937	832,708	832,708	832,708
Bariatric Services	960085	2010	0	0	617,285	988,189	988,189	988,189
Coumadin Clinic	960086	2010	0	0	190,129	304,998	304,998	304,998
Speech Therapy	960087	2010	0	0	333,276	415,477	415,477	415,477
Lab-Pathological	960088	2010	0	0	101,805	158,859	158,859	158,859
Trauma Center	960089	2010	0	0	3,393,080	4,034,234	4,034,234	4,034,234
Endoscopy	960090	2010	0	0	607,312	945,661	945,661	945,661
Quality Assurance	960092	2010	0	0	1,966,860	2,956,759	2,956,759	2,956,759
Interventional Radiology	960093	2010	0	0	2,368,887	3,555,297	3,555,297	3,555,297
Infection Control	960094	2010	0	0	393,618	581,868	581,868	581,868
Staffing Resources	960095	2010	0	0	504,891	1,007,622	1,007,622	1,007,622
Physicians - Neurosurgery	960097	2010	0	0	431,561	378,953	378,953	378,953
Central Transportation	960100	2010	0	0	376,635	596,111	596,111	596,111
Juvenile Hall - County Expense	960103	2010	0	0	708,159	1,100,205	1,100,205	1,100,205
Gastroenterology	960105	2010	0	0	456,951	681,376	681,376	681,376
Geriatric-Palliative Care	960107	2010	0	0	181,804	284,479	284,479	284,479
Cardiology Clinic	960108	2010	0	0	1,643,135	2,980,205	2,980,205	2,980,205
Volunteer Auxiliary	960109	2010	0	0	257,384	513,293	513,293	513,293
Bates Eldridge CAC	960111	2010	0	0	182,251	287,695	287,695	287,695
Physicians - Pallative Care	960114	2010	0	0	252,008	311,350	311,350	311,350
Crisis Team Psych	960115	2010	0	0	1,042,888	1,477,051	1,477,051	1,477,051
Prunedale Clinic	960116	2010	0	0	906,513	1,499,888	1,499,888	1,499,888
Physicians - Prunedale Clinic	960118	2010	0	0	1,343,340	2,319,804	2,319,804	2,319,804

## Appropriation Expenditure Detail

Entity Description	Entity Code	Fund Code	Prior Year 2023-2024	Adopted Budget		CY Estimate 2024-2025	Requested Budget	Recommended Budget	Recommended Change
				2024-2025			2025-2026	2025-2026	from Adopted
Infusion Center	960119	2010	0	0		326,318	620,330	620,330	620,330
NMG Sanborn	960120	2010	0	0		329,530	478,513	478,513	478,513
Physicians - Sanborn Clinic	960121	2010	0	0		456,951	681,376	681,376	681,376
<b>Total</b>			<b>\$ 600,009,37</b>	<b>\$ 446,455,57</b>	<b>\$ 711,223,27</b>	<b>\$ 551,635,14</b>	<b>\$ 551,635,14</b>	<b>\$ 551,635,14</b>	<b>\$ 105,179,573</b>

## Adopted 2024-2025 to Recommended 2025-2026 Positions

Classification Code		Classification Label		Adopted Budget 2023-2024	Adopted Budget 2024-2025	Recommended Budget 2025-2026	Change
11A25		HOSPITAL CHIEF EXECUTIVE OFFICER		1.00	1.00	1.00	0.00
12C28		HOSPITAL CHIEF NURSING OFFICER		1.00	1.00	1.00	0.00
12C29		HOSPITAL ASSISTANT ADMINISTRATOR		3.00	2.00	2.00	0.00
14A10		PROJECT MANAGER I		1.00	-	-	-
14A11		PROJECT MANAGER II		-	1.00	1.00	0.00
14A12		PROJECT MANAGER III		1.00	1.00	1.00	0.00
14A70		HOSPITAL REVENUE CYCLE EXAMINER		2.00	2.00	1.00	(1.00)
14A80		HOSPITAL DECISION SUPPORT MANAGER		1.00	1.00	1.00	0.00
14B01		PERSONNEL ANALYST		4.00	4.00	4.00	0.00
14B21		ASSOCIATE PERSONNEL ANALYST		1.00	2.00	2.00	0.00
14B28		SUPERVISING PERSONNEL ANALYST		1.00	1.00	1.00	0.00
14B32		SENIOR PERSONNEL ANALYST		3.00	3.00	3.00	0.00
14B66		DEPARTMENTAL HR MANAGER		1.00	1.00	1.00	0.00
14C30		MANAGEMENT ANALYST II		12.00	12.00	13.00	1.00
14C31		MANAGEMENT ANALYST III		5.00	5.00	6.00	1.00
14C36		HOSPITAL DECISION SUPPORT ANALYST		1.00	1.00	1.00	0.00
14C52		PATIENT FINANCIAL SERVICES DIRECTOR		3.00	3.00	1.00	(2.00)
14C60		HOSPITAL CHIEF FINANCIAL OFFICER		1.00	1.00	1.00	0.00
14C70		ADMINISTRATIVE SERVICES ASSISTANT		2.00	2.00	2.00	0.00
14C72		ADMINISTRATIVE SERVICES MANAGER		-	-	1.00	1.00
14E20		BUYER II		6.00	6.00	5.00	(1.00)
14E90		DIRECTOR OF MATERIAL MANAGEMENT		1.00	1.00	1.00	0.00
14G02		MANAGEMENT ANALYST I		1.00	2.00	1.00	(1.00)
14H03		PERSONNEL TECHNICIAN-CONFIDENTIAL		3.00	5.00	6.00	1.00
14H24		EDUCATOR AND VOLUNTEER COORDINATOR		1.00	1.00	1.00	0.00
14H60		DIRECTOR OF MARKETING AND COMMUNITY RELATIONS		1.00	1.00	1.00	0.00
14H65		MEDICAL STAFF COORDINATOR		1.00	1.00	1.00	0.00
14K26		MANAGED CARE OPERATIONS MANAGER		1.00	1.00	1.00	0.00
14K31		MANAGER OF DIAGNOSTIC IMAGING SERVICES		1.00	1.00	1.00	0.00
14K32		BEHAVIORAL HEALTH SERVICES MANAGER I		1.50	1.50	1.50	0.00
14K33		HOSP DIRECTOR OF ENGINEERING AND SAFETY		1.00	1.00	1.00	0.00
14K35		NMC HUMAN RESOURCES ADMINISTRATOR		1.00	1.00	1.00	0.00

## Adopted 2024-2025 to Recommended 2025-2026 Positions

Classification Code	Classification Label	Adopted Budget 2023-2024	Adopted Budget 2024-2025	Recommended Budget 2025-2026	Change
14K43	HOSPITAL CHIEF INFORMATION OFFICER	1.00	1.00	1.00	0.00
14K67	HOSPITAL PURCHASING & MATERIALS SUPPORT DIRECTOR	1.00	1.00	1.00	0.00
14K72	HOSPITAL CHIEF MEDICAL INFORMATION OFFICER	1.00	1.00	1.00	0.00
14M02	HOSPITAL INTERPRETER SERVICES MANAGER	1.00	1.00	1.00	0.00
14M30	TRAUMA PROGRAM MANAGER	1.00	1.00	1.00	0.00
14M31	HOSPITAL DIRECTOR OF NURSING EDUCATION	1.00	1.00	1.00	0.00
14M33	HOSPITAL MEDICAL INTERPRETATION COORDINATOR	-	1.00	1.00	0.00
14M43	HOSPITAL PATIENT SAFETY MANAGER	1.00	1.00	1.00	0.00
14M44	HOSPITAL COMPLIANCE OFFICER	1.00	1.00	1.00	0.00
14N11	OUTPATIENT SERVICES MANAGER II	3.00	2.00	2.00	0.00
14N30	HOSPITAL PATIENT ADMITTING MANAGER	1.00	1.00	1.00	0.00
14N31	HOSPITAL DIRECTOR OF ENVIRONMENTAL SERVICES	1.00	1.00	1.00	0.00
14P10	DIRECTOR OF MEDICAL CENTER PHYSICIAN SERVICES	1.00	1.00	1.00	0.00
16C53	INFORMATION TECHNOLOGY SYSTEMS ANALYST I	-	4.00	4.00	0.00
16C55	INFORMATION TECHNOLOGY SYSTEMS ANALYST III	2.00	2.00	2.00	0.00
16C61	HOSPITAL SOFTWARE ANALYST II	4.00	4.00	4.00	0.00
16C62	HOSPITAL SOFTWARE ANALYST III	10.00	11.00	11.00	0.00
16E50	HOSPITAL SECURITY & DATABASE ADMINISTRATOR	2.00	2.00	2.00	0.00
20B12	ACCOUNTANT III	2.00	2.00	2.00	0.00
20B91	CHIEF HOSPITAL ACCOUNTANT	1.00	1.00	1.00	0.00
20B92	HOSPITAL CONTROLLER	1.00	1.00	1.00	0.00
20B94	FINANCE MANAGER III	1.00	1.00	2.00	1.00
20B95	FINANCE MANAGER I	1.00	1.00	0.00	(1.00)
41K01	HOSPITAL NETWORK & SYSTEMS ENGINEER	2.00	1.00	-	(1.00)
43G01	INFORMATION TECHNOLOGY MANAGER	2.00	2.00	2.00	0.00
43G04	INFORMATION TECHNOLOGY PROJECT MANAGER III	2.00	2.00	2.00	0.00
43J05	DEPARTMENTAL INFORMATION SYSTEMS COORDINATOR	1.00	1.00	1.00	0.00
43M40	HOSPITAL INFORMATION SYSTEMS SUPPORT TECHNICIAN	4.00	-	-	-
50A21	PHARMACIST I	12.20	12.20	11.20	(1.00)
50A23	PHARMACY DIRECTOR	1.00	1.00	1.00	0.00
50A25	CLINICAL PHARMACY COORDINATOR	2.00	2.00	2.00	0.00
50A26	PHARMACY INFORMATICIST	-	-	1.00	1.00
50D11	MEDICAL LABORATORY TECHNICIAN	1.80	1.80	1.80	0.00
50D12	CERTIFIED PHLEBOTOMY TECHNICIAN	17.90	21.90	21.90	0.00
50D13	SENIOR CERTIFIED PHLEBOTOMY TECHNICIAN	2.00	2.00	2.00	0.00
50D14	SUPERVISING CERTIFIED PHLEBOTOMY TECHNICIAN	-	-	1.00	1.00
50D21	CLINICAL LABORATORY SCIENTIST	15.00	15.00	15.00	0.00
50D22	SENIOR CLINICAL LABORATORY SCIENTIST	9.00	8.00	8.00	0.00
50D23	SUPERVISING CLINICAL LABORATORY SCIENTIST	2.00	2.00	1.00	(1.00)
50D80	CLINICAL LABORATORY MANAGER	1.00	1.00	1.00	0.00

## Adopted 2024-2025 to Recommended 2025-2026 Positions

Classification Code	Classification Label	Adopted Budget 2023-2024	Adopted Budget 2024-2025	Recommended Budget 2025-2026	Change
50F10	SUPERVISING THERAPIST	2.00	2.00	2.00	0.00
50F20	OCCUPATIONAL THERAPIST	11.40	11.40	12.40	1.00
50G11	PHYSICAL THERAPIST	13.80	13.80	14.80	1.00
50G41	SPEECH PATHOLOGIST	6.00	6.00	5.00	(1.00)
50G95	REHABILITATIVE SERVICES MANAGER	1.00	1.00	1.00	0.00
50K19	HEALTH EDUCATION ASSISTANT	5.00	5.00	5.00	0.00
50K23	SENIOR HEALTH EDUCATOR	1.00	2.00	2.00	0.00
50P21	RESPIRATORY CARE PRACTITIONER	22.00	22.00	22.00	0.00
50P22	SENIOR RESPIRATORY CARE PRACTITIONER	1.00	1.00	1.00	0.00
50P24	SUPERVISING RESPIRATORY CARE PRACTITIONER	1.00	1.00	1.00	0.00
50P80	DIRECTOR OF RESPIRATORY CARE SERVICES	1.00	1.00	1.00	0.00
50R18	INTERVENTIONAL RADIOLOGIC TECHNOLOGIST	4.90	5.60	5.60	0.00
50R20	SENIOR INTERVENTIONAL RADIOLOGIC TECHNOLOGIST	1.00	1.00	1.00	0.00
50R21	RADIOLOGIC TECHNOLOGIST	21.40	21.40	21.40	0.00
50R22	SENIOR RADIOLOGIC TECHNOLOGIST	5.00	5.00	5.00	0.00
50R25	DIAGNOSTIC IMAGING SUPERVISOR	2.00	2.00	2.00	0.00
50R31	SONOGRAPHER	5.60	6.60	6.60	0.00
50R32	SENIOR SONOGRAPHER	1.00	1.00	1.00	0.00
50R35	CARDIAC SONOGRAPHER	3.00	4.50	4.50	0.00
50R41	NUCLEAR MEDICINE TECHNOLOGIST	1.00	1.00	1.00	0.00
50T03	HEALTH INFORMATION MANAGEMENT CODER II	8.00	9.00	1.00	(8.00)
50T06	CERTIFIED HEALTH INFORMATION MANAGEMENT CODER-INPATIENT	-	-	7.00	7.00
50T07	TRAUMA REGISTRAR	-	-	3.00	3.00
50T22	HEALTH INFORMATION MANAGEMENT CODING SUPERVISOR	1.00	1.00	-	(1.00)
50T23	CERTIFIED HEALTH INFORMATION MANAGEMENT CODING SUPERVISOR	-	-	1.00	1.00
50T41	DIRECTOR OF HEALTH INFORMATION MANAGEMENT	1.00	1.00	1.00	0.00
50U17	PHYSICAL THERAPIST ASSISTANT	6.00	6.00	5.00	(1.00)
50U18	PHARMACY TECHNICIAN	14.10	14.10	14.10	0.00
50U20	NURSING ASSISTANT	106.80	102.20	101.30	(0.90)
50U22	HEALTH CARE TECHNICIAN	0.70	-	-	-
50U23	OBSTETRICAL TECHNICIAN	6.30	6.30	6.30	0.00
50U25	ORTHOPEDIC TECHNICIAN	2.00	2.00	2.00	0.00
50U26	SENIOR OBSTETRICAL TECHNICIAN	0.90	0.90	0.90	0.00
50U27	SURGICAL TECHNICIAN	11.60	11.60	11.60	0.00
50U28	SENIOR PHARMACY TECHNICIAN	2.00	2.00	2.00	0.00
50U29	ENDOSCOPY TECHNICIAN	1.90	1.90	1.90	0.00
50U30	DIETITIAN AIDE	6.00	6.00	6.00	0.00
50U31	ANESTHESIA TECHNICIAN	1.80	1.80	1.80	0.00
50U42	MEDICAL ASSISTANT	3.70	7.70	7.70	0.00

## Adopted 2024-2025 to Recommended 2025-2026 Positions

Classification Code	Classification Label	Adopted Budget 2023-2024	Adopted Budget 2024-2025	Recommended Budget 2025-2026	Change
50U43	CENTRAL STERILE TECHNICIAN	5.80	-	-	-
50U44	SENIOR CENTRAL STERILE TECHNICIAN	1.00	-	-	-
50U45	CERTIFIED STERILE PROCESSING TECHNICIAN	-	5.80	5.80	0.00
50U46	SENIOR CERTIFIED STERILE PROCESSING TECHNICIAN	-	1.00	1.00	0.00
50U51	TELEMETRY TECHNICIAN	4.70	5.70	5.70	0.00
50Y21	DIETITIAN	5.40	5.40	5.50	0.10
50Y31	SUPERVISING DIETITIAN	1.00	1.00	1.00	0.00
52A02	LICENSED VOCATIONAL NURSE	10.80	12.80	12.80	0.00
52A16	SUPERVISING NURSE I	15.40	15.40	15.70	0.30
52A17	SUPERVISING NURSE II	1.90	1.90	2.00	0.10
52A19	STAFF NURSE II	385.15	374.60	368.45	(6.15)
52A20	STAFF NURSE III	37.40	39.30	40.50	1.20
52A21	CLINIC NURSE	3.00	3.00	3.00	0.00
52A22	SENIOR CLINIC NURSE	13.60	14.90	14.90	0.00
52A31	INFECTION CONTROL NURSE	2.00	2.00	2.00	0.00
52A33	CASE MANAGEMENT NURSE	13.50	14.50	15.50	1.00
52A34	UTILIZATION MANAGEMENT COORDINATOR	2.00	2.00	2.00	0.00
52A35	CLINICAL INFORMATICS MANAGER	-	-	1.00	1.00
52A50	HOSPITAL QUALITY ASSURANCE NURSE	8.40	8.40	7.40	(1.00)
52A60	CLINICAL NURSE SPECIALIST	4.00	4.00	4.00	0.00
52A83	SUPERVISING CLINIC NURSE	2.00	2.00	2.00	0.00
52A84	QUALITY/COMPLIANCE ADMINISTRATOR	1.00	1.00	1.00	0.00
52A88	NURSING SERVICES DIVISION MANAGER	6.00	6.00	6.00	0.00
52A89	ADMIN NURSE/HOUSE SUPV	6.30	6.30	6.30	0.00
52A92	NURSING SERVICES UNIT MANAGER	2.00	2.00	0.00	(2.00)
52A96	DIRECTOR OF SURGICAL SERVICES	1.00	1.00	1.00	0.00
52A97	CLINIC NURSE PRACTITIONER	2.00	2.00	2.00	0.00
52A98	HOSPITAL NURSE PRACTITIONER	12.50	14.50	13.50	(1.00)
54A03	RESIDENT PHYSICIAN III	33.00	33.00	33.00	0.00
54B10	CHIEF OB/GYN SURGEON	1.00	1.00	1.00	0.00
54B11	UROLOGIST	-	1.00	1.00	0.00
54B12	CONTRACT PHYSICIAN	59.50	65.10	68.10	3.00
54B15	NEUROSURGEON	1.00	1.00	1.00	0.00
54B16	TRAUMA SURGEON	3.00	2.00	2.00	0.00
54B17	VASCULAR SURGEON	1.00	1.00	1.00	0.00
54B70	HOSPITAL CHIEF MEDICAL OFFICER	2.00	1.00	1.00	0.00
54B82	CHIEF OF SURGERY	1.00	1.00	1.00	0.00
54B92	ASSISTANT DIRECTOR FAMILY PRACTICE RESIDENCY PROGRAM	1.00	1.00	1.00	0.00
54C03	CLINIC PHYSICIAN ASSISTANT	1.00	3.00	3.00	0.00
60B21	PSYCHIATRIC SOCIAL WORKER II	6.90	6.90	8.90	2.00
60C24	SOCIAL WORKER V	6.00	6.00	7.00	1.00

## Adopted 2024-2025 to Recommended 2025-2026 Positions

Classification Code	Classification Label	Adopted Budget 2023-2024	Adopted Budget 2024-2025	Recommended Budget 2025-2026	Change
60C81	SOCIAL WORK SUPERVISOR II	2.00	2.00	2.00	0.00
60Y01	SPIRITUAL CARE ADVISOR	-	-	1.00	1.00
70A10	HOSPITAL ENVIRONMENTAL SERVICES AIDE	59.90	59.90	59.90	0.00
70A12	HOSPITAL SENIOR ENVIRONMENTAL SERVICES AIDE	3.80	3.80	3.80	0.00
70A13	HOSPITAL SUPERVISING ENVIRONMENTAL SERVICES AIDE	2.00	2.00	3.00	1.00
70C20	SENIOR GROUNDSKEEPER	-	1.00	-	(1.00)
70C21	GROUNDSKEEPER	1.00	-	-	-
70C22	GROUNDSKEEPER-SB525	-	-	1.00	1.00
70F21	COURIER	1.00	1.00	-	(1.00)
70F22	COURIER-SB525	-	-	1.00	1.00
70F23	STOREKEEPER	13.00	13.00	0.00	(13.00)
70F24	STOREKEEPER-SB525	-	-	11.00	11.00
70F81	SUPERVISING STOREKEEPER	2.00	2.00	-	(2.00)
70F85	SUPERVISING STOREKEEPER-SB525	-	-	1.00	1.00
70K21	FOOD SERVICE WORKER II	18.50	19.50	19.50	0.00
70K23	COOK	5.00	5.00	5.00	0.00
70K25	SENIOR COOK	2.00	2.00	2.00	0.00
70K80	HEAD COOK	2.00	2.00	2.00	0.00
70K84	HOSPITAL DIRECTOR OF FOOD SERVICES	1.00	1.00	1.00	0.00
70M02	PATIENT TRANSPORTER	6.00	6.00	6.00	0.00
72A23	BUILDING MAINTENANCE WORKER	1.00	1.00	1.00	0.00
72A24	MAINTENANCE PAINTER	2.00	2.00	2.00	0.00
72A80	HOSPITAL MAINTENANCE SUPERVISOR	1.00	1.00	1.00	0.00
72A87	PHYSICAL PLANT MANAGER	1.00	1.00	1.00	0.00
72C19	HOSPITAL MAINTENANCE MECHANIC	9.00	9.00	9.00	0.00
80A32	SENIOR SECRETARY	6.00	7.00	4.00	(3.00)
80A33	ADMINISTRATIVE SECRETARY	2.00	2.00	2.00	0.00
80A34	SENIOR SECRETARY-CONFIDENTIAL	1.00	1.00	-	(1.00)
80A99	ADMINISTRATIVE SECRETARY-CONFIDENTIAL	3.00	3.00	0.00	(3.00)
80E21	OFFICE ASSISTANT II	7.00	7.00	-	(7.00)
80E22	OFFICE ASSISTANT III	16.30	16.30	0.00	(16.30)
80E24	OFFICE ASSISTANT II-SB525	-	-	6.00	6.00
80E25	OFFICE ASSISTANT III-SB525	-	-	18.00	18.00
80E80	PRINCIPAL OFFICE ASSISTANT	17.25	20.25	1.00	(19.25)
80E81	SUPERVISING OFFICE ASSISTANT I	1.00	1.00	-	(1.00)
80E82	SUPERVISING OFFICE ASSISTANT II	2.00	2.00	-	(2.00)
80E85	PRINCIPAL OFFICE ASSISTANT-SB525	-	-	24.00	24.00
80E86	SUPERVISING OFFICE ASSISTANT I-SB525	-	-	1.00	1.00
80E87	SUPERVISING OFFICE ASSISTANT II-SB525	-	-	2.00	2.00
80G21	DATA ENTRY OPERATOR II	1.00	1.00	-	(1.00)
80J19	CASHIER	1.00	-	-	-



## Adopted 2024-2025 to Recommended 2025-2026 Positions

Classification Code	Classification Label	Adopted Budget 2023-2024	Adopted Budget 2024-2025	Recommended Budget 2025-2026	Change
80J20	ACCOUNTING CLERICAL SUPERVISOR	1.00	1.00	1.00	0.00
80J22	SENIOR ACCOUNT CLERK	4.00	4.00	3.00	(1.00)
80J30	ACCOUNTING TECHNICIAN	4.00	4.00	4.00	0.00
80K21	MEDICAL UNIT CLERK	29.60	29.60	34.50	4.90
80K23	HOSPITAL MEDICAL INTERPRETER	9.00	11.60	12.00	0.40
80K25	CLINIC OPERATIONS SUPERVISOR	-	2.00	2.00	0.00
80K26	HOSPITAL SENIOR MEDICAL INTERPRETER	-	-	2.00	2.00
80L01	PATIENT SERVICES REPRESENTATIVE I	0.60	-	-	-
80L02	PATIENT SERVICES REPRESENTATIVE II	58.10	63.70	56.70	(7.00)
80L03	SENIOR PATIENT SERVICES REPRESENTATIVE	4.00	4.00	7.00	3.00
80L04	SUPERVISING PATIENT SERVICES REPRESENTATIVE	4.00	4.00	4.00	0.00
80M02	PATIENT FINANCIAL SERVICES SPECIALIST II	30.40	30.40	31.80	1.40
80M03	SENIOR PATIENT FINANCIAL SERVICES SPECIALIST	3.00	3.00	3.00	0.00
80M05	PATIENT ACCOUNT MANAGER	2.00	2.00	2.00	0.00
80U11	HOSPITAL COMMUNICATIONS OPERATOR II	7.00	7.00	7.00	0.00
80U14	HOSPITAL SUPERVISING COMMUNICATIONS OPERATOR	1.00	1.00	1.00	0.00
99ZWC	ALLOCATION ON LOAN WORK COMP	-	-	8.10	8.10
99ZXX	ALLOCATION ON LOAN XX	-	-	1.00	1.00
<b>Total</b>		1,473.00	1,501.75	1,509.65	7.90

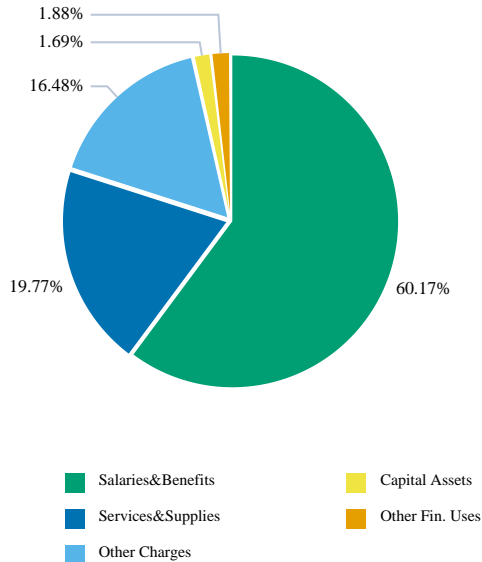
## Augmentation Requests

Request Code	Request Name	Ranking Type Name	Requested Amount	Requested FTE	Recommended Budget	Recommended FTE
<b>Grand Total:</b>			-	-	-	-

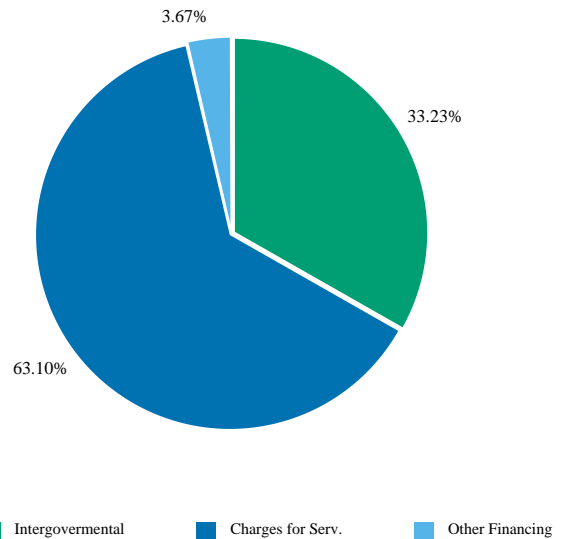
# Natividad Medical Center

(Budget Unit 960001 - Fund 2010 - Appropriation Unit NMC100)

## Use of Funds



## Source of Funds



## Use of Funds

Expenditures	Prior Year 2023-2024	Adopted Budget 2024-2025	CY Estimate 2024-2025	Requested Budget 2025-2026	Recommended Budget 2025-2026	Recommended Change from Adopted
Salaries and Employee Benefits	\$ 275,537,225	\$ 286,203,951	\$ 290,747,131	\$ 319,885,173	\$ 319,885,173	\$ 33,681,222
Services and Supplies	144,625,392	111,882,102	107,903,466	105,127,832	105,127,832	(6,754,270)
Other Charges	94,089,668	8,369,523	21,668,437	87,622,144	87,622,144	79,252,621
Capital Assets	3,405,379	10,000,000	6,889,996	9,000,000	9,000,000	(1,000,000)
Other Financing Uses	79,605,464	10,000,000	159,969,567	10,000,000	10,000,000	0
<b>Subtotal</b>	<b>\$ 597,263,128</b>	<b>\$ 426,455,576</b>	<b>\$ 587,178,597</b>	<b>\$ 531,635,149</b>	<b>\$ 531,635,149</b>	<b>\$ 105,179,573</b>

## Source of Funds

Revenues	Prior Year 2023-2024	Adopted Budget 2024-2025	CY Estimate 2024-2025	Requested Budget 2025-2026	Recommended Budget 2025-2026	Recommended Change from Adopted
Fines	\$ 135,163	\$ -	\$ 0	\$ -	\$ -	-
Revenue from Use of Money & Property	9,109,481	0	348,685	-	-	0
Intergovernmental Revenues	200,378,572	94,410,000	231,418,575	181,139,559	181,139,559	86,729,559
Charges For Services	301,303,730	325,775,028	329,704,472	343,953,608	343,953,608	18,178,580
Miscellaneous Revenues	7,137,325	0	4,717,215	-	-	0
Other Financing Sources	81,861,710	20,000,000	34,443,108	20,000,000	20,000,000	0
<b>Subtotal</b>	<b>\$ 599,925,982</b>	<b>\$ 440,185,028</b>	<b>\$ 600,632,056</b>	<b>\$ 545,093,167</b>	<b>\$ 545,093,167</b>	<b>\$ 104,908,139</b>
Fund Balance	\$ (2,662,854)	\$ (13,729,452)	\$ (13,453,459)	\$ (13,458,018)	\$ (13,458,018)	\$ 271,434
<b>Total Source of Funds</b>	<b>\$ 597,263,128</b>	<b>\$ 426,455,576</b>	<b>\$ 587,178,597</b>	<b>\$ 531,635,149</b>	<b>\$ 531,635,149</b>	<b>\$ 105,179,573</b>

## Unit Description

The Natividad Medical Center (NMC) Fund 2010 accounts for hospital operations providing health services to county residents. Revenues are principally fees for patient services, payments from federal and state programs (e.g., Medicare, Medi-Cal, and Short Doyle), and

realignment revenues. NMC is a self-supporting enterprise fund that provides goods and services to the public for a fee.

## Recommended FY 2025-2026 Positions

Classification Code	Classification Label	FTE
11A25	HOSPITAL CHIEF EXECUTIVE OFFICER	1.00
12C28	HOSPITAL CHIEF NURSING OFFICER	1.00
12C29	HOSPITAL ASSISTANT ADMINISTRATOR	2.00
14A11	PROJECT MANAGER II	1.00
14A12	PROJECT MANAGER III	1.00
14A70	HOSPITAL REVENUE CYCLE EXAMINER	1.00
14A80	HOSPITAL DECISION SUPPORT MANAGER	1.00
14B01	PERSONNEL ANALYST	4.00
14B21	ASSOCIATE PERSONNEL ANALYST	2.00
14B28	SUPERVISING PERSONNEL ANALYST	1.00
14B32	SENIOR PERSONNEL ANALYST	3.00
14B66	DEPARTMENTAL HR MANAGER	1.00
14C30	MANAGEMENT ANALYST II	13.00
14C31	MANAGEMENT ANALYST III	6.00
14C36	HOSPITAL DECISION SUPPORT ANALYST	1.00
14C52	PATIENT FINANCIAL SERVICES DIRECTOR	1.00
14C60	HOSPITAL CHIEF FINANCIAL OFFICER	1.00
14C70	ADMINISTRATIVE SERVICES ASSISTANT	2.00
14C72	ADMINISTRATIVE SERVICES MANAGER	1.00
14E20	BUYER II	5.00
14E90	DIRECTOR OF MATERIAL MANAGEMENT	1.00
14G02	MANAGEMENT ANALYST I	1.00
14H03	PERSONNEL TECHNICIAN-CONFIDENTIAL	6.00
14H24	EDUCATOR AND VOLUNTEER COORDINATOR	1.00
14H60	DIRECTOR OF MARKETING AND COMMUNITY RELATIONS	1.00
14H65	MEDICAL STAFF COORDINATOR	1.00
14K26	MANAGED CARE OPERATIONS MANAGER	1.00
14K31	MANAGER OF DIAGNOSTIC IMAGING SERVICES	1.00
14K32	BEHAVIORAL HEALTH SERVICES MANAGER I	1.50
14K33	HOSP DIRECTOR OF ENGINEERING AND SAFETY	1.00
14K35	NMC HUMAN RESOURCES ADMINISTRATOR	1.00
14K43	HOSPITAL CHIEF INFORMATION OFFICER	1.00
14K67	HOSPITAL PURCHASING & MATERIALS SUPPORT DIRECTOR	1.00
14K72	HOSPITAL CHIEF MEDICAL INFORMATION OFFICER	1.00
14M02	HOSPITAL INTERPRETER SERVICES MANAGER	1.00
14M30	TRAUMA PROGRAM MANAGER	1.00

14M31	HOSPITAL DIRECTOR OF NURSING EDUCATION	1.00
14M33	HOSPITAL MEDICAL INTERPRETATION COORDINATOR	1.00
14M43	HOSPITAL PATIENT SAFETY MANAGER	1.00
14M44	HOSPITAL COMPLIANCE OFFICER	1.00
14N11	OUTPATIENT SERVICES MANAGER II	2.00
14N30	HOSPITAL PATIENT ADMITTING MANAGER	1.00
14N31	HOSPITAL DIRECTOR OF ENVIRONMENTAL SERVICES	1.00
14P10	DIRECTOR OF MEDICAL CENTER PHYSICIAN SERVICES	1.00
16C53	INFORMATION TECHNOLOGY SYSTEMS ANALYST I	4.00
16C55	INFORMATION TECHNOLOGY SYSTEMS ANALYST III	2.00
16C61	HOSPITAL SOFTWARE ANALYST II	4.00
16C62	HOSPITAL SOFTWARE ANALYST III	11.00
16E50	HOSPITAL SECURITY & DATABASE ADMINISTRATOR	2.00
20B12	ACCOUNTANT III	2.00
20B91	CHIEF HOSPITAL ACCOUNTANT	1.00
20B92	HOSPITAL CONTROLLER	1.00
20B94	FINANCE MANAGER III	2.00
43G01	INFORMATION TECHNOLOGY MANAGER	2.00
43G04	INFORMATION TECHNOLOGY PROJECT MANAGER III	2.00
43J05	DEPARTMENTAL INFORMATION SYSTEMS COORDINATOR	1.00
50A21	PHARMACIST I	11.20
50A23	PHARMACY DIRECTOR	1.00
50A25	CLINICAL PHARMACY COORDINATOR	2.00
50A26	PHARMACY INFORMATICIST	1.00
50D11	MEDICAL LABORATORY TECHNICIAN	1.80
50D12	CERTIFIED PHLEBOTOMY TECHNICIAN	21.90
50D13	SENIOR CERTIFIED PHLEBOTOMY TECHNICIAN	2.00
50D14	SUPERVISING CERTIFIED PHLEBOTOMY TECHNICIAN	1.00
50D21	CLINICAL LABORATORY SCIENTIST	15.00
50D22	SENIOR CLINICAL LABORATORY SCIENTIST	8.00
50D23	SUPERVISING CLINICAL LABORATORY SCIENTIST	1.00
50D80	CLINICAL LABORATORY MANAGER	1.00
50F10	SUPERVISING THERAPIST	2.00
50F20	OCCUPATIONAL THERAPIST	12.40
50G11	PHYSICAL THERAPIST	14.80
50G41	SPEECH PATHOLOGIST	5.00
50G95	REHABILITATIVE SERVICES MANAGER	1.00
50K19	HEALTH EDUCATION ASSISTANT	5.00
50K23	SENIOR HEALTH EDUCATOR	2.00
50P21	RESPIRATORY CARE PRACTITIONER	22.00

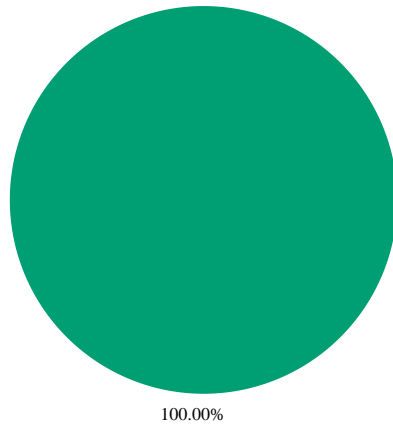
50P22	SENIOR RESPIRATORY CARE PRACTITIONER	1.00	52A34	UTILIZATION MANAGEMENT COORDINATOR	2.00
50P24	SUPERVISING RESPIRATORY CARE PRACTITIONER	1.00	52A35	CLINICAL INFORMATICS MANAGER	1.00
50P80	DIRECTOR OF RESPIRATORY CARE SERVICES	1.00	52A50	HOSPITAL QUALITY ASSURANCE NURSE	7.40
50R18	INTERVENTIONAL RADIOLOGIC TECHNOLOGIST	5.60	52A60	CLINICAL NURSE SPECIALIST	4.00
50R20	SENIOR INTERVENTIONAL RADIOLOGIC TECHNOLOGIST	1.00	52A83	SUPERVISING CLINIC NURSE QUALITY/COMPLIANCE	2.00
50R21	RADIOLOGIC TECHNOLOGIST	21.40	52A84	ADMINISTRATOR	1.00
50R22	SENIOR RADIOLOGIC TECHNOLOGIST	5.00	52A88	NURSING SERVICES DIVISION MANAGER	6.00
50R25	DIAGNOSTIC IMAGING SUPERVISOR	2.00	52A89	ADMIN NURSE/HOUSE SUPV	6.30
50R31	SONOGRAPHER	6.60	52A96	DIRECTOR OF SURGICAL SERVICES	1.00
50R32	SENIOR SONOGRAPHER	1.00	52A97	CLINIC NURSE PRACTITIONER	2.00
50R35	CARDIAC SONOGRAPHER	4.50	52A98	HOSPITAL NURSE PRACTITIONER	13.50
50R41	NUCLEAR MEDICINE TECHNOLOGIST	1.00	54A03	RESIDENT PHYSICIAN III	33.00
50T03	HEALTH INFORMATION MANAGEMENT CODER II	1.00	54B10	CHIEF OB/GYN SURGEON	1.00
50T06	CERTIFIED HEALTH INFORMATION MANAGEMENT CODER-INPATIENT	7.00	54B11	UROLOGIST	1.00
50T07	TRAUMA REGISTRAR	3.00	54B12	CONTRACT PHYSICIAN	68.10
50T23	CERTIFIED HEALTH INFORMATION MANAGEMENT CODING SUPERVISOR	1.00	54B15	NEUROSURGEON	1.00
50T41	DIRECTOR OF HEALTH INFORMATION MANAGEMENT	1.00	54B16	TRAUMA SURGEON	2.00
50U17	PHYSICAL THERAPIST ASSISTANT	5.00	54B17	VASCULAR SURGEON	1.00
50U18	PHARMACY TECHNICIAN	14.10	54B70	HOSPITAL CHIEF MEDICAL OFFICER	1.00
50U20	NURSING ASSISTANT	101.30	54B82	CHIEF OF SURGERY	1.00
50U23	OBSTETRICAL TECHNICIAN	6.30	54B92	ASSISTANT DIRECTOR FAMILY PRACTICE RESIDENCY PROGRAM	1.00
50U25	ORTHOPEDIC TECHNICIAN	2.00	54C03	CLINIC PHYSICIAN ASSISTANT	3.00
50U26	SENIOR OBSTETRICAL TECHNICIAN	0.90	60B21	PSYCHIATRIC SOCIAL WORKER II	8.90
50U27	SURGICAL TECHNICIAN	11.60	60C24	SOCIAL WORKER V	7.00
50U28	SENIOR PHARMACY TECHNICIAN	2.00	60C81	SOCIAL WORK SUPERVISOR II	2.00
50U29	ENDOSCOPY TECHNICIAN	1.90	60Y01	SPIRITUAL CARE ADVISOR	1.00
50U30	DIETITIAN AIDE	6.00	70A10	HOSPITAL ENVIRONMENTAL SERVICES AIDE	59.90
50U31	ANESTHESIA TECHNICIAN	1.80	70A12	HOSPITAL SENIOR ENVIRONMENTAL SERVICES AIDE	3.80
50U42	MEDICAL ASSISTANT	7.70	70A13	HOSPITAL SUPERVISING ENVIRONMENTAL SERVICES AIDE	3.00
50U45	CERTIFIED STERILE PROCESSING TECHNICIAN	5.80	70C22	GROUNDKEEPER-SB525	1.00
50U46	SENIOR CERTIFIED STERILE PROCESSING TECHNICIAN	1.00	70F22	COURIER-SB525	1.00
50U51	TELEMETRY TECHNICIAN	5.70	70F24	STOREKEEPER-SB525	11.00
50Y21	DIETITIAN	5.50	70F85	SUPERVISING STOREKEEPER-SB525	1.00
50Y31	SUPERVISING DIETITIAN	1.00	70K21	FOOD SERVICE WORKER II	19.50
52A02	LICENSED VOCATIONAL NURSE	12.80	70K23	COOK	5.00
52A16	SUPERVISING NURSE I	15.70	70K25	SENIOR COOK	2.00
52A17	SUPERVISING NURSE II	2.00	70K80	HEAD COOK	2.00
52A19	STAFF NURSE II	368.45	70K84	HOSPITAL DIRECTOR OF FOOD SERVICES	1.00
52A20	STAFF NURSE III	40.50	70M02	PATIENT TRANSPORTER	6.00
52A21	CLINIC NURSE	3.00	72A23	BUILDING MAINTENANCE WORKER	1.00
52A22	SENIOR CLINIC NURSE	14.90	72A24	MAINTENANCE PAINTER	2.00
52A31	INFECTION CONTROL NURSE	2.00	72A80	HOSPITAL MAINTENANCE SUPERVISOR	1.00
52A33	CASE MANAGEMENT NURSE	15.50	72A87	PHYSICAL PLANT MANAGER	1.00
			72C19	HOSPITAL MAINTENANCE MECHANIC	9.00
			80A32	SENIOR SECRETARY	4.00

80A33	ADMINISTRATIVE SECRETARY	2.00
80E24	OFFICE ASSISTANT II-SB525	6.00
80E25	OFFICE ASSISTANT III-SB525	18.00
80E80	PRINCIPAL OFFICE ASSISTANT	1.00
80E85	PRINCIPAL OFFICE ASSISTANT-SB525	24.00
80E86	SUPERVISING OFFICE ASSISTANT I-SB525	1.00
80E87	SUPERVISING OFFICE ASSISTANT II-SB525	2.00
80J20	ACCOUNTING CLERICAL SUPERVISOR	1.00
80J22	SENIOR ACCOUNT CLERK	3.00
80J30	ACCOUNTING TECHNICIAN	4.00
80K21	MEDICAL UNIT CLERK	34.50
80K23	HOSPITAL MEDICAL INTERPRETER	12.00
80K25	CLINIC OPERATIONS SUPERVISOR	2.00
80K26	HOSPITAL SENIOR MEDICAL INTERPRETER	2.00
80L02	PATIENT SERVICES REPRESENTATIVE II	56.70
80L03	SENIOR PATIENT SERVICES REPRESENTATIVE	7.00
80L04	SUPERVISING PATIENT SERVICES REPRESENTATIVE	4.00
80M02	PATIENT FINANCIAL SERVICES SPECIALIST II	31.80
80M03	SENIOR PATIENT FINANCIAL SERVICES SPECIALIST	3.00
80M05	PATIENT ACCOUNT MANAGER	2.00
80U11	HOSPITAL COMMUNICATIONS OPERATOR II	7.00
80U14	HOSPITAL SUPERVISING COMMUNICATIONS OPERATOR	1.00
99ZWC	ALLOCATION ON LOAN WORK COMP	8.10
99ZXX	ALLOCATION ON LOAN XX	1.00
Total		1,509.65

# Natividad Medical Center - Capital

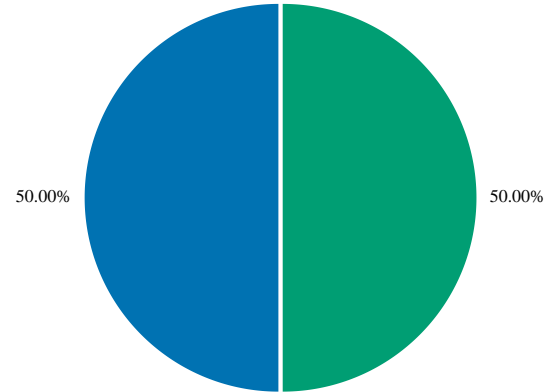
(Budget Unit 969999 - Fund 1930 - Appropriation Unit NMC101)

## Use of Funds



Other Fin. Uses

## Source of Funds



Other Financing

Fund Balance

## Use of Funds

Expenditures	Prior Year 2023-2024	Adopted Budget 2024-2025	CY Estimate 2024-2025	Requested Budget 2025-2026	Recommended Budget 2025-2026	Recommended Change from Adopted
Other Financing Uses	\$ 2,746,247	\$ 20,000,000	\$ 124,044,681	\$ 20,000,000	\$ 20,000,000	\$ 0
<b>Subtotal</b>	<b>\$ 2,746,247</b>	<b>\$ 20,000,000</b>	<b>\$ 124,044,681</b>	<b>\$ 20,000,000</b>	<b>\$ 20,000,000</b>	<b>\$ 0</b>

## Source of Funds

Revenues	Prior Year 2023-2024	Adopted Budget 2024-2025	CY Estimate 2024-2025	Requested Budget 2025-2026	Recommended Budget 2025-2026	Recommended Change from Adopted
Other Financing Sources	\$ -	\$ 10,000,000	\$ 117,090,572	\$ 10,000,000	\$ 10,000,000	\$ 0
<b>Subtotal</b>	<b>\$ -</b>	<b>\$ 10,000,000</b>	<b>\$ 117,090,572</b>	<b>\$ 10,000,000</b>	<b>\$ 10,000,000</b>	<b>\$ 0</b>
Fund Balance	\$ 2,746,247	\$ 10,000,000	\$ 6,954,109	\$ 10,000,000	\$ 10,000,000	\$ 0
<b>Total Source of Funds</b>	<b>\$ 2,746,247</b>	<b>\$ 20,000,000</b>	<b>\$ 124,044,681</b>	<b>\$ 20,000,000</b>	<b>\$ 20,000,000</b>	<b>\$ 0</b>

## Unit Description

The Natividad Medical Center (NMC) utilizes Fund 1930, a County Capital Project Fund, to hold funds for capital projects approved by the Board of Supervisors that are greater than \$100,000 in cost. As expenditures for capital projects are incurred by NMC, the capital project funds are transferred. This budgetary control prevents commingling of operational and capital funds and ensures approved funding for capital projects is available to complete projects.

# Contributions/Obligations, Liabilities, and Other

## Introduction

This section of the Recommended Budget describes the various contributions, obligations, liabilities, legislation, and policies that result in expenditures or decreased General Fund revenue. It also serves as a repository for legislation and policy decisions impacting the availability of General Fund financing sources and provides a historic and comparative perspective of those impacts. The discussion in this section is organized into three sub-sections: 1) Contributions/Obligations - expenditures paid directly from the General Fund; 2) Liabilities - with short- and long-term costs/benefits; and 3) Other Obligations adopted to benefit the well-being of the County.

Table 1 summarizes the three sub-sections. County contributions and obligations to non-county entities total \$35.3 million in Fiscal Year (FY) 2025-26. Included are the Monterey County Local Agency Formation Commission (LAFCO), economic development and tourism promotion contributions, Trial Court Funding, Proposition 172 sales tax contributions to fire districts and user agencies, and debt service. Total contributions and obligations decreased by \$1.3 million over the prior year, primarily due to a recommendation to decrease the contribution to the Development Set-Aside's for tourism promotion as a result of funding constraints.

Liabilities total \$1.2 billion, an increase of \$30.9 million over the prior year. Liabilities are centered on the pension unfunded liability of \$1.0 billion. Other liabilities include Other Post-Employment Benefits (i.e., retiree health care), vacation accruals, certificates of participation debt (COPs), and capital leases. Typically, Workers' Compensation and general liability programs may carry liabilities for future claims, but the programs are currently sufficiently funded, thus no liabilities are included for these programs.

Other financial commitments total \$8.5 million, a decrease of \$2.9 million, mainly due to a recommendation to decrease the contribution to the Road Fund due to funding constraints. Liabilities include Williamson Act subventions, which decrease property owners' tax obligations in exchange for conserving open space, funding for the Library, and an annual contribution to the Pajaro/Sunny Mesa Community Services District.

Details of the contributions, liabilities, and other commitments are described in the sections that follow. The benefit of this historical perspective is the ability to compare how changes in policy affect funding allocations of the County's General Fund revenues.

Table 1

County Contributions/Obligations/Liabilities/Other Summary Table				
County Contributions/Obligations	Actuals 2022-2023	Actuals 2023-2024	Estimate 2024-2025	Recommended 2025-2026
LAFCO	\$ 354,931	\$ 363,784	\$ 371,898	\$ 377,400
Economic Dev. & Tourism Promotion	2,152,000	2,779,113	2,994,975	2,152,000
Tobacco Settlement	4,283,004	3,819,638	4,283,004	3,819,638
Trial Court - MOE	7,183,910	7,183,910	7,183,910	7,183,910
Trial Court - CFP	777,049	777,049	777,049	777,049
Debt Service	15,391,226	14,840,899	14,670,294	14,659,669
Proposition 172 (Fire Districts)	3,529,729	4,041,183	4,116,793	4,099,514
Proposition 172 (User Agencies)	1,933,039	2,213,134	2,254,542	2,245,079
<b>Total Contributions/Obligations</b>	<b>\$ 35,604,888</b>	<b>\$ 36,018,710</b>	<b>\$ 36,652,465</b>	<b>\$ 35,314,259</b>
<b>Liabilities</b>	<b>2022-2023</b>	<b>2023-2024</b>	<b>2024-2025</b>	<b>2025-2026</b>
Miscellaneous - PERS Unfunded Liability	\$ 541,223,097	\$ 349,878,439	\$ 642,913,256	\$ 696,130,191
Safety - PERS Unfunded Liability	277,570,360	218,421,070	304,583,023	314,744,886
CalPERS Total	818,793,457	568,299,509	947,496,279	1,010,875,077
Other Post Employment Benefits	29,270,241	29,270,241	40,984,408	20,756,959
General Liability (Fund 2110)	0	0	0	0
Workers' Compensation (Fund 2105)	0	0	0	0
Vacation Accruals	48,075,556	40,287,279	37,719,779	37,680,187
Certificates of Participation (COPs)	98,159,837	92,204,445	86,780,051	81,100,788
Capital Leases/ Notes/ COPs/ Loans	35,543,368	32,852,475	30,809,340	28,800,036
Natividad Medical Center (COPs & Leases)	21,613,806	17,610,555	13,364,949	8,889,212
<b>Total Liabilities</b>	<b>\$ 1,051,456,265</b>	<b>\$ 780,524,504</b>	<b>\$ 1,157,154,806</b>	<b>\$ 1,188,102,259</b>
<b>Other</b>	<b>2022-2023</b>	<b>2023-2024</b>	<b>2024-2025</b>	<b>2025-2026</b>
Williamson Act Contracts	\$ 1,503,766	\$ 1,495,900	\$ 1,570,695	\$ 1,649,230
Library	275,356	274,156	290,304	316,974
Road Fund	5,809,574	6,222,054	9,518,405	6,466,393
Pajaro/ Sunny Mesa CSD	25,000	25,000	25,000	25,000
<b>Total Other</b>	<b>\$ 7,613,696</b>	<b>\$ 8,017,110</b>	<b>\$ 11,404,404</b>	<b>\$ 8,457,597</b>

## Contributions/Obligations

### LAFCO

The Monterey County Local Agency Formation Commission is a regulatory agency with countywide jurisdiction, established by state law (Cortese-Knox-Hertzberg Act) to discourage urban sprawl and to encourage the orderly and efficient provision of services, such as

water, sewer, fire protection, etc. LAFCO is responsible for reviewing and approving proposed jurisdictional boundary changes, including annexations and detachments of territory to and/or from cities and special districts, incorporation of new cities, formation of new special districts, and consolidation, merger, and dissolution of existing districts.

LAFCO’s primary revenue source is annual contributions from the County, special districts, and cities. Pursuant to Government Code, section 56381(a), the County pays approximately one-third of LAFCO’s annual operational costs. The remainder is apportioned to the special districts and cities.

Table 2 shows the FY 2025-26 projected total (net) revenues of \$1,147,800 on which LAFCO’s operational cost is based. The County’s share is estimated at \$377,400 or 32.88% of total operations.

Table 2

Local Agency Formation Commission (LAFCO)			
	FY2023-24	FY2024-25	FY2025-26
Operational Costs	1,261,023	1,131,054	1,147,800
County Share	363,784	371,898	377,400
% County Share	28.85%	32.88%	32.88%

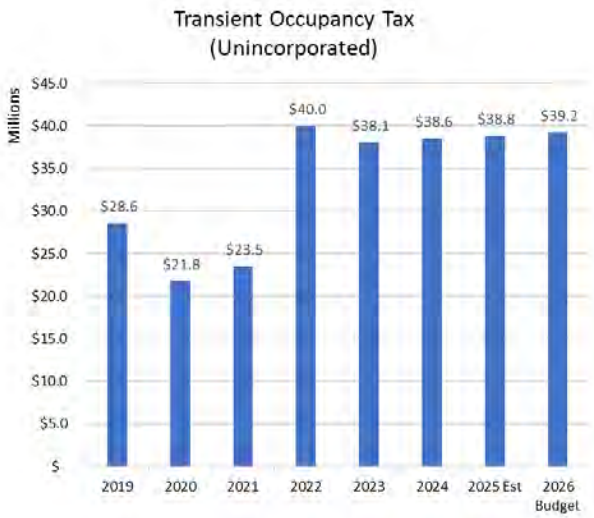
**Economic Development and Promotion of Tourism**

The County’s Development Set-Aside (DSA) Program promotes economic development, tourism, filmmaking, and cultural arts activities that strengthen the County’s economic base by providing a share of its Transient Occupancy Taxes (TOT) to four community organizations. The Monterey County Convention and Visitors Bureau rebranded in Fall 2023 to See Monterey, the Arts Council for Monterey County (Arts Council), the Monterey County Film Commission (Film Commission), and the Monterey County Business Council (MCBC). These organizations submit annual marketing plans outlining specific programs and tasks in support of economic development. The County enters into annual agreements with these agencies to implement the plans. Each agency is described later in this section.

County contributions recognize that the efforts of these agencies can stimulate tourism which in turn may increase Transient Occupancy Tax (TOT). TOT is an assessment by the County, currently 10.5%, on hotel room revenues at all short-term stay hotels and accommodation rentals. The rationale behind levying TOT is to offset a jurisdiction’s General Fund expenses for public safety, street cleaning, street maintenance, etc. that are, to a degree, consumed and utilized by visitors. In addition to the County’s share of TOT, See Monterey benefits from a Tourism Improvement District (TID) assessment, which is a fixed amount per occupied room per night and collected directly by the TID. The fixed amount ranges from \$1.50 to \$2.00 for limited-

service lodging establishments to \$7.00 to \$7.50 for luxury lodging businesses. The estimated annual assessment budget (included in their ten-year management district plan for 2023-2033) is \$8.9 million for FY 2024-25 and provides marketing, group business development, and administration costs.

Chart 1



FY 2019-20 TOT collections decreased over the prior year as tourism declined due to stay-at-home orders resulting from the pandemic. Due to the continued impacts of the pandemic, FY 2020-21 revenue was expected to decrease, however, collections were better than budget at \$23,528,875.

In FY 2021-22, TOT revenues increased to an unprecedented \$40,025,756 thereby exceeding pre-pandemic levels. This was largely attributed to eliminating restrictions on travel related to COVID, increasing room capacity (additional rooms), and inflationary factors. Due to favorable trends, the FY 2023-24 budget was set at \$40,025,756, but actuals came in slightly lower at \$38,564,453. Based on current collections, the FY 2024-25 estimate remains stable from the prior year and with no significant revisions to budget. In FY 2025-26, the Recommended Budget includes a minimal 1% increase to reflect current collection trends, bringing the TOT to \$39,227,287. TOT is highly volatile as it is driven by consumer behavior which is highly sensitive to changes in the economy including health restrictions related to outbreaks and other economic factors.

In FY 2007-08, the Board of Supervisors determined a formula-based approach to funding the See Monterey, the Arts Council, and the Film Commission. The contribution is based on a percentage of the County’s TOT from the prior audited fiscal year. The percentages for See Monterey, the Arts Council and the Film Commission were 6%, 1.98% and 0.95%, respectively.



However, in years of difficult economic circumstances, the County has negotiated its contributions to these organizations. For example, in FY 2018-19, the contributions were based on formulas, however, the additional \$12,790 previously approved for the MCBC in FYs 2016-17 and 2017-18 was funded with a reduction of the same amount from See Monterey's contribution. Similarly, the FYs 2021-22 and 2022-23 Adopted Budgets included contributions based on alternate calculations from the formula (FY 2021-22) or a capped amount (FY 2022-23). The FY 2023-24 Adopted Budget included a modified contribution that was less than the formula due to resource constraints during budget development but represent an increase of \$657,113 or 29.1% increase over the prior year capped contributions.

During the Budget Workshop for the FY 2024-25 Recommended Budget, the Board directed staff to look at options for continuing contributions to DSA's and additionally contribute to other agencies while recognizing the County's limited resources. The FY 2024-25 Recommended Budget allocated \$3,499,975 in total contributions, an increase of \$720,862 or 29.9% over the prior year. Of the total contribution amount, \$3,399,975 was allocated to the DSA budget unit and \$100,000 was allocated in the Department of Social Services budget to fund the augmentation request for the Shuman HeartHouse, a low-barrier Housing First homeless shelter for single women and families with children. As part of this recommendation, the contributions to the DSA's, including MCBC were recommended at new percentages of TOT totaling 7.87%, including 5.03% for See Monterey, 1.58% for the Arts Council, 0.76% for the Film Commission, and 0.50% for MCBC. This allowed the County to provide \$2,994,975 to the DSA's and fund requests of \$200,000 for Salinas Valley Promise, \$200,000 for Salinas Regional Soccer Complex, a \$5,000 request for the Prunedale Senior Center, and the aforementioned \$100,000 for Shuman HeartHouse.

Due to limited resources and numerous funding needs, the FY 2025-26 Recommended Budget caps the funding for the DSA's at the FY 2022-23 level. This represents a reduction of \$881,585 from the established formula to redirect toward other critical needs. The FY 2025-26 Recommended Budget continues to fund \$505,000 for other organizations including \$200,000 for Salinas Valley Promise, \$200,000 for Salinas Regional Soccer Complex, \$100,000 for Shuman HeartHouse, and \$5,000 for the Prunedale Senior Center.

Table 3 provides the actual contributions for last three fiscal years and the recommended contribution for the upcoming fiscal year.

Table 3

County TOT Contributions				
	FY 2022-23	FY 2023-24	FY 2024-25	FY 2025-26
MCCVB	1,400,000	1,775,580	1,913,494	1,400,000
Arts Council	440,000	559,691	603,164	440,000
Film Commission	212,000	268,842	289,724	212,000
Business Council	100,000	175,000	188,593	100,000
<b>Subtotal</b>	<b>2,152,000</b>	<b>2,779,113</b>	<b>2,994,975</b>	<b>2,152,000</b>
<b>DSA Contribution %</b>	<b>5.38%</b>	<b>6.94%</b>	<b>7.87%</b>	<b>5.65%</b>
Other Contributions*	-	-	505,000	505,000
<b>Total Contributions</b>	<b>2,152,000</b>	<b>2,779,113</b>	<b>3,499,975</b>	<b>2,657,000</b>
<b>Contributions as % of TOT</b>	<b>5.38%</b>	<b>6.94%</b>	<b>9.19%</b>	<b>6.98%</b>

### See Monterey

See Monterey is a non-profit collaborative of local government and the hospitality community with a mission to grow overnight business from domestic and international leisure and business visitors. This is done through initiatives focusing on marketing, media relations, direct sales, and visitor services.

The contribution to See Monterey for FY 2025-26 is \$1,400,000 a decrease of \$513,494 over the previous fiscal year. In addition to the support that the County provides, See Monterey receives funding from other local entities. Table 4 provides a four-year summary of funding by other local entities.

Table 4

MCCVB Total Jurisdiction Contributions				
Jurisdiction	FY 2021-22	FY 2022-23	FY 2023-24	FY 2024-25**
City of Monterey	1,671,987	1,767,325	1,765,897	1,800,000
Carmel-by-the-Sea	160,007	200,010	204,030	226,297
Pacific Grove	120,822	148,700	151,892	161,500
City of Seaside	78,000	100,662	102,732	117,202
City of Salinas	100,940	101,893	91,713	105,104
City of Marina	81,888	82,000	110,000	115,000
City of King City	-	-	15,750	12,500
City of Soledad	-	-	4,500	4,500
Sand City*	-	-	2,000	2,000
<b>Total DSA</b>	<b>2,213,644</b>	<b>2,400,590</b>	<b>2,448,514</b>	<b>2,544,103</b>

\*Sand City and Del Rey Oak

\*\* Estimated

### Arts Council of Monterey (Arts Council)

The County's contribution to the Arts Council for FY 2025-26 is \$440,000, a decrease of \$163,164 over the prior year. This contribution funds the Arts Council's focus on audience development including increasing awareness of opportunities in the arts; strengthening the ability to attract and serve a more diversified audience; increasing participation of visitors in arts activities; enhancing the arts and education program; increasing partnerships and collaborative efforts to serve youth and families; and administering the re-granting program. The Arts Council displays artwork in the public lobbies at the County's Government Center – Administration Building and other county-operated buildings.

*The Monterey County Film Commission (Film Commission)*

The County’s contribution to the Film Commission for FY 2025-26 is \$212,000, a decrease of \$77,724 over the prior year. The Film Commission is a nonprofit organization, created by the County Board of Supervisors in 1987 to boost the local economy through on-location film production. The Film Commission markets countywide locations to the film industry and helps facilitate productions. It markets local film crew professionals to visiting production companies, makes referrals to local businesses and services, and offers educational programs related to the film industry. Notable recent productions include Public Broadcasting Service (PBS) and British Broadcasting Company’s (BBC) “Big Blue Live,” and Home Box Office’s (HBO) “Big Little Lies” with Nicole Kidman and Reese Witherspoon.

*Monterey County Business Council (MCBC)*

The contribution to MCBC for FY 2025-26 is \$100,000, a decrease of \$88,593 over the prior year. MCBC provides collaborative leadership via such programs as the Procurement Technical Assistance Center, Leadership Monterey County, the Monterey Bay Defense Alliance, and the Monterey County (C²) competitive clusters initiative. MCBC forges cross-sector alliances to foster entrepreneurship for job creation and economic diversification, facilitates business-related issues between private and public sectors, educates industry executives on the importance of economic drivers in Monterey County, provides access to expert advice and knowledge in relevant industries, and improves the overall image of the County as a business and technology-friendly community.

**Tobacco Settlement Funds**

The Tobacco Master Settlement Agreement (MSA) is an agreement between the four largest U.S. tobacco companies (Philip Morris USA, R.J. Reynolds, Brown & Williamson Tobacco Corp., and Lorillard Tobacco Company) and the Attorney General of 46 states (as well as the District of Columbia, Puerto Rico, and the Virgin Islands). The MSA settled Medicaid lawsuits against the tobacco industry for the recovery of tobacco-related health care costs and exempted the companies from private tort liability regarding harm caused by tobacco use. Tobacco companies agreed to pay annual payments to compensate states for some of the medical costs of caring for persons with smoke-related illnesses.

Although the settlement was to compensate for health care costs, MSA funds are discretionary, and do not have any restrictions on how the funds may be utilized by the recipient jurisdiction. The County participated in the lawsuit against the tobacco industry and began receiving MSA allocations in FY 2001-02. On March 13, 2001, the Board of Supervisors approved a financial policy of leveraging \$500,000 of Tobacco Settlement Funds annually, for 23

years, for health facility improvements; ending in FY 2024-25.

MSA funds are a fluctuating amount based on several factors, i.e. relative market share (based on 1997 figures), number of cigarettes sold in the state, volume adjustments, etc. Table 5 provides a four-year history of the MSA funding to the County. Since implementation, MSA funds have remained relatively flat.

Table 5

Tobacco Settlement Funds				
	FY 2022-23	FY 2023-24	FY 2024-25*	FY 2025-26*
Tobacco Settlement	4,283,004	3,819,638	4,283,004	3,819,638

\*Budget

**Trial Court Funding**

*Maintenance of Effort (MOE) and 50/50 Revenue Split*

Assembly Bill 233 (Chapter 850, Statutes of 1997), the Lockyer – Isenberg Trial Court Funding Act of 1997 went into effect January 1, 1998 transferring primary responsibility for funding the courts to the state, including future growth in cost. Additionally, requiring counties to make a capped maintenance of effort (MOE) payment to the state yearly for court operations. In return, the state allowed counties to retain many fine and forfeiture revenues to help fund the MOE payment with the caveat that collected revenue that exceeded a set amount must be shared equally between the state and the county (50/50 Revenue Split).

The County’s historical MOE contribution was made up of two components: expenditure component of \$4,520,911 represented the adjusted FY 1994-95 county expenses for court operations; and, the revenue component of \$3,330,125 was based on the fine and forfeiture revenue sent to the state in FY 1994-95. In FY 2006-07, the revenue component was reduced to \$2,662,998 because of enacted legislation. The statutory amount of the County’s MOE payment is noticed at the beginning of the payment fiscal year by the state. The MOE payment of \$7,183,910 has remained constant over the past six fiscal years.

*County Facilities Payments*

The Trial Court Funding Act also transferred responsibility of trial court facilities from counties to the Administrative Office of the Courts (AOC) via transfer agreements that specify the County Facilities Payment (CFP) amount for ongoing operations and maintenance costs.

By 2001, only a small percentage of California county court facilities had transferred responsibility to the state. By July 2008, the only county facility that was prepared to be transferred was the Marina Courthouse.

Through the Trial Court Facilities Act of 2002 (Senate Bill 1732, Chapter 1082, Statutes of 2002), the governance of

many court facilities shifted from county to state control. The legislation provided for the application of monetary penalties to incentivize expeditious transfers, where tiers were established based on time of transfer. If a transfer agreement was executed during the respective time period, the following applied in addition to the standard County Facility Payment, which helped counties cover the costs associated with court facilities and operations. The tiers included: Tier 1- December 1, 2008 to March 31, 2009, the added inflationary price factor of 2.4%; Tier 2- April 1, 2009 to December 31, 2009 the State Appropriations Limit (5%) was added; and on or after January 1, 2010, no further transfer agreement(s) could be executed. In July 2008, the County Administrative Office began negotiating with the Administrative Office of the Courts (AOC) regarding the transfer of the Marina, Monterey, King City, Salinas North Wing and Juvenile trial court facilities. In December 2008, the County executed a transfer agreement for the Marina Courthouse. The four remaining court facilities were transferred to the AOC, but title did not pass to the state, pursuant to the Trial Court Facilities Act, the County retained title to the four facilities due to either long-term debt on the property (Monterey and Salinas North Wing) or the County was the majority occupant and retained management responsibility for the facility.

The Salinas North Wing facility underwent extensive restoration and construction; with completion estimated in summer 2010. The Monterey, King City and Juvenile Court facilities transfers were completed via a Transfer of Responsibility Agreement with a Joint Occupancy Agreement. The Salinas North Wing Facility transferred via a Transfer of Responsibility with a Deferred Transfer of Title Agreement. The four facility transfer agreements were executed on March 29, 2009, thereby avoiding a 5% CFP penalty assessment. Although the County challenged the levying of a 2.5% penalty on the four remaining courthouses at the Court Facilities Dispute Resolution Committee, it was unsuccessful resulting in a 2.5% penalty (in accordance with the formula set forth above) is annually assessed on the facilities excluding Marina.

Table 6 provides the statutorily calculated CFP terms of the transfer agreements the County pays to the AOC for ongoing operations and maintenance of court facilities within four fiscal years. The CFPs are based on historical operation and maintenance of court facilities expenditures. The County began paying the CFP for the Salinas North Wing court upon completion on October 13, 2010. FY 2011-12 was the first year in which the County remitted the entire CFP amount for the five facilities to the state.

Table 6

County Facility Payments (CFP)				
Facility	FY 2022-23	FY 2023-24	FY 2024-25	FY 2025-26
Marina	96,522	96,522	96,522	96,522
Monterey	167,251	167,251	167,251	167,251
King City	48,079	48,079	48,079	48,079
Juvenile Court	3,960	3,960	3,960	3,960
Salinas North Wing	461,237	461,237	461,237	461,237
<b>Total Annual CFP</b>	<b>777,049</b>	<b>777,049</b>	<b>777,049</b>	<b>777,049</b>

Depending on the percentage change in the National Implicit Price Deflator used to calculate the 2.5% annually assessed penalty, the total CFP could be marginally increased. The state typically notifies the County of the calculated CFP amounts for the upcoming fiscal year around April of the current fiscal year.

#### **Proposition 172 – Public Safety Sales Tax (Prop 172)**

The state's FY 1993-94 budget agreement transferred \$2.6 billion in property tax revenue from local governments into educational revenue augmentation funds (ERAFs) to help the state meet its obligations to K-14 school districts. Most of the diverted tax revenue came from counties, thereby compromising the ability to fund general purpose services, the largest of which is public safety. The passage of Proposition 172 (Local Public Safety Protection and Improvement Act of 1993) established a permanent statewide half-cent sales tax for support of local public safety to partially replace the lost property tax revenue. Pursuant to Government Code, section 30052, Prop 172 funds must be placed into a special revenue fund to be expended on such "public safety services" includes, but is not limited to, sheriffs, police, fire protection, county district attorneys, and county corrections and ocean lifeguards but not the courts". In addition, Government Code, section 30056, contains a maintenance of effort requirement for these funds, to ensure that public safety funding levels remain stable and adequate despite fluctuations in Prop 172 funds. The County allocates Prop 172 revenues as follows:

#### *Emergency Communication Users' Offset*

Prior to FY 2003-04, the County shared 10% of its Prop 172 revenue with emergency communication user agencies of 911 dispatch services. The funds were applied as an offset against the County's charges to user agencies. In subsequent years, and in response to ongoing fiscal constraints, the County negotiated various agreements to reduce the total Prop 172 revenue allocated to user agencies. The last of these annual agreements held the Prop 172 offset flat at \$1,157,179 beginning in FY 2010-11.

In April 2012, the County met with user agencies' representatives to negotiate a long-term funding solution. The funding for user agencies is based on a formula set at



5% of the County's total Prop 172 revenue for the most recent audited fiscal year. However, the contribution for FY 2020-21 was a flat amount from the FY 2019-20 contribution due to an anticipated decline in Public Safety Sales Tax revenue as a result of the pandemic. The contribution for FY 2021-22 was based on the formula but utilized FY 2018-19 actuals instead of FY 2019-20. The contribution provided \$1,804,903 to user agencies with \$20,822 funded with American Rescue Plan Act (ARPA) funds. In FY 2022-23, the contribution was based on the original formula of 5% based on FY 2020-21 actuals. The FY 2025-26 is based on FY 2023-24 actuals, for a total of \$2,245,079, a decrease of \$9,463 (0.4%) from FY 2024-25. Table 7 shows the Prop 172 negotiated offset provided to user agencies beginning in FY 2008-09.

Table 7

Proposition 172 911 Dispatch User Agencies	
Fiscal Year	Off-Set Contr.
2008-09	1,360,558
2009-10	1,428,617
2010-11	1,157,179
2011-12	1,157,179
2012-13	1,224,879
2013-14	1,357,363
2014-15	1,428,113
2015-16	1,486,369
2016-17	1,559,559
2017-18	1,566,675
2018-19	1,630,239
2019-20	1,722,029
2020-21	1,722,029
2021-22	1,804,903
2022-23	1,933,039
2023-24	2,213,134
2024-25	2,254,542
2025-26	2,245,079

#### Fire Agencies' Distribution

In the FY 1997-98 budget, the Board of Supervisors approved a phased, fixed percentage (8.02%) of Prop 172 revenues for allocation to fire agencies; it increased to 9.13% in FY 2001-02. In June 2004, the County negotiated a three-year agreement with the Association of Firefighters and Volunteer Fire Companies (the Association) to retain a portion of the 9.13% of Prop 172 revenue historically contributed to local fire agencies. The agreement resulted in the County retaining 25% of the 9.13% allocation for FYs 2004-05 and 2005-06. Subsequent agreements reduced the County's retention to 20% in FY 2006-07, 10% in FY 2007-08, and 5% in FYs 2008-09 through 2010-11.

The County and the Association agreed to a new negotiated disbursement model for Prop 172 revenue beginning in FY 2011-12. The County agreed to share the full 9.13% with the Association for the most recently audited fiscal year. Like the agreement with emergency communication user agencies, the current methodology ties future allocations to audited actuals, resulting in greater predictability for budgeting purposes, and eliminating the need for year-end reconciliations and payment true-up.

Due to favorable Prop 172 revenue trends, the contributions to the Association have grown \$1,862,884 since FY 2012-13. Similar to the contribution for user agencies, the contribution of \$3,144,425 for FY 2020-21 was flat from the FY 2019-20 contribution due to anticipated reductions in Prop 172 revenue as a result of the pandemic. In FY 2021-22 the contribution was based on the formula, but utilized FY 2018-19 actuals instead of FY 2019-20, amounting to \$3,295,753 of which \$38,021 was funded with ARPA funds. Since FY 2022-23 the contribution is based on original formula utilizing two prior year actuals. The FY 2025-26 contribution provides \$4,099,514 or a decrease of \$17,279 (0.4%) from the prior year.

The various fire agencies allocate the Prop 172 revenues among themselves via their own allocation formula. Table 8 lists the estimated allocation for FY 2025-26.

Table 8

Proposition 172 FY 2025-26 Fire Agencies Allocation		
Fire Agency	Allocation	% of Total Allocation
Aromas FPD	\$103,258	2.56%
Big Sur VFB	112,498	2.38%
Cachagua FPD	68,532	1.29%
Carmel Highlands FPD	287,993	7.14%
Carmel Valley FPD	593,733	14.72%
Cypress FPD	368,260	9.13%
Gonzales Rural FPD	52,032	1.29%
Greenfield FPD	52,032	1.29%
Mid Coast VFC	68,532	1.29%
North County FPD	910,364	22.57%
Pebble Beach CSD	293,640	7.28%
Monterey County Regional	844,618	20.94%
San Ardo VFC	52,032	1.29%
Soledad Rural FPD	52,032	1.29%
Spreckels CSD	66,956	1.66%
So. Monterey County FP	173,000	3.88%
<b>Total</b>	<b>\$4,099,514</b>	<b>100%</b>

## County Agency Distribution

The State Board of Equalization apportions Prop 172 revenue to each county based on its proportionate share of statewide taxable sales. Due to the disbursement cycle of Prop 172 revenues from the State Controller, each fiscal year's actual Prop 172 revenue are not known until August of the following fiscal year. Therefore, actual FYs 2024-25 and 2025-26 revenues at the time of this publication are estimates. Though Prop 172 revenues have improved since FY 2019-20 and the pandemic, decreases are now anticipated due to the state revenue decline.

Table 9

Proposition 172 Allocation by Entity			
Entity	FY 2023-24	FY 2024-25	FY 2025-26
Fire District	\$4,041,183	\$4,116,793	\$4,099,514
User Agencies of 911 Ctr.	2,213,134	2,254,542	2,245,079
County Public Safety*	38,647,258	38,960,768	39,173,300
<b>Total</b>	<b>\$44,901,575</b>	<b>\$45,332,103</b>	<b>\$45,517,892</b>

\*Shaded figures are estimated

Table 10 further breaks down the negotiated estimated Prop 172 revenue allocation by office/department.

Table 10

Proposition 172 County Public Safety Allocations			
Department	FY 2023-24	FY 2024-25	FY 2025-26
Sheriff	22,221,416	22,414,722	22,525,324
Probation	7,149,697	7,203,709	7,234,613
District Attorney	6,992,702	7,061,244	7,100,461
Emergency Communications	2,283,443	2,281,093	2,312,903
<b>Total</b>	<b>\$ 38,647,258</b>	<b>\$ 38,960,768</b>	<b>\$ 39,173,300</b>

shaded figures are estimates

## Liabilities

### CalPERS

The County of Monterey contributes to the California Public Employees' Retirement System (CalPERS), which manages pension and health benefits for California public employees, retirees, and their families. As of June 30, 2024, CalPERS has 1,509,145 active and inactive (no longer work for a CalPERS employer with service credit on account) members and 805,071 retirees, beneficiaries and survivors receiving a monthly allowance for a total membership of 2,314,216. The CalPERS investment portfolio market value totaled \$506.6 billion as of June 30, 2024, and realized a net investment return of 9.3% over the same fiscal year (CalPERS Facts at a Glance FY 2023-24). The valuation reports as of June 30, 2023, for the County of Monterey reflect 5,342 active members and 5,053 retirees and beneficiaries.

CalPERS provides retirement, death and health benefits; deferred compensation; disability retirement; and long-term care benefits to state government employees and, by Contributions/Obligations, Liabilities and Other

contract, to local agencies and school employees. As an active plan member, the County is required to contribute to the pension fund. Before FY 2017-18, the County contributed an overall percent of payroll. Beginning with FY 2017-18, the County's contribution has two components: a percentage of the annual covered salary of its Miscellaneous Plan and Safety Plan employees; and a fixed amount to pay down its unfunded liability. This ensures payments are not affected by a lower payroll and keeps agencies on track to pay down unfunded liabilities. The normal cost, which is the contribution on behalf of active employees, remains as a percentage of the annual covered salary.

Retirement benefits are calculated using an employee's years of service credit, age at retirement, and final compensation (average salary for a defined period of employment). The actual retirement formulas are determined by the employer (state, school, or local public agency), occupation [miscellaneous (general office and others), safety, industrial, or peace officer/firefighter], and the specific provisions in the contract between CalPERS and the employer. Prior to the enactment of the California Public Employees' Pension Reform Act of 2013 (PEPRA) (Assembly Bills 340 and 197 (Chapters 296 and 297, Statutes of 2012) the County utilized the miscellaneous formula of 2% at the age of 55 and 3% at the age of 50 for safety employees. Upon PEPRA implementation on January 1, 2013, the miscellaneous formula for new county employees (new hires without prior membership in any California public retirement system) was designated at 2% at the age of 62, with a minimum retirement age of 52 and 2.7% at the age of 57 for safety employees. Additional information regarding PEPRA can be found in the following pages.

### Employer and Employee Contributions to CalPERS

Prior to changes made in FY 2011-12, the County contributed the employer share and varying amounts of the employees' shares to CalPERS to fund retirement benefits. In the case of Miscellaneous Plan employees, the County paid the entire employee contribution of 7%. For those covered by the safety formula, the County paid differing amounts of the employee's share depending upon negotiated bargaining unit agreements. Effective October 8, 2011, the County implemented negotiated agreements with bargaining units wherein employees paid an increased portion. In general, most employees began paying 3.5% of the employee contribution while certain safety bargaining units' employee contribution amount was increased by 4.5%.

Effective November 2013, most employee groups received a salary increase of 3.5%. The increase was negotiated in exchange for employees paying the remaining 3.5% of the employee share of PERS retirement costs (totaling 7%)

formerly covered by the County. Safety employees were already paying in excess of the full employee share with the FY 2011-12 changes.

Table 11 provides the employer contributions required to be paid by the County, pursuant to negotiated Memorandums of Understanding with bargaining units. These figures are provided in the annual CalPERS actuarial report published each year in October.

Table 11

Miscellaneous Plan				
Required Contributions				
	FY 2022-23	FY 2023-24	FY 2024-25	FY 2025-26
Required Employer Contribution (in Projected Dollars)				
Employer Normal Cost	\$32,114,514	\$38,026,191	\$38,001,305	\$40,511,497
Unfunded Liability Contribution	44,758,007	43,832,501	51,774,442	55,635,421
Total Employer Contribution	76,872,521	81,858,692	89,775,747	96,146,918
Annual Lump Sum Prepayment Option*	43,269,199	42,414,136	50,099,086	53,835,128
Required Employer Contribution (Percentage of Payroll)				
Employer Normal Cost	8.32%	9.23%	9.07%	8.83%
Unfunded Liab. Contr.	11.60%	10.64%	12.36%	12.13%
Total Employer Rate**	19.92%	19.87%	21.43%	20.96%
Employee Contributions				
Employee Contributions	26,749,228	28,591,740	29,077,073	31,886,172
Employee Rate	6.93%	6.94%	6.94%	6.95%
Safety Plan				
Required Contributions				
	FY 2022-23	FY 2023-24	FY 2024-25	FY 2025-26
Required Employer Contribution (in Projected Dollars)				
Employer Normal Cost	\$11,420,571	\$12,582,706	\$12,227,169	\$12,041,606
Unfunded Liability Contribution	21,352,168	20,883,192	23,142,011	25,606,622
Total Employer Contribution	32,772,739	33,465,898	35,369,180	37,648,228
Annual Lump Sum Prepayment Option*	20,641,920	20,207,438	22,393,164	24,778,024
Required Employer Contribution (Percentage of Payroll)				
Employer Normal Cost	19.07%	20.33%	20.09%	19.45%
Unfunded Liab. Contr.	35.65%	33.74%	38.02%	41.36%
Total Employer Rate	54.72%	54.07%	58.11%	60.81%
Employee Contributions				
Employee Contributions	5,767,178	6,158,285	6,110,542	6,438,700
Employee Rate	9.63%	9.95%	10.04%	10.40%

For FY 2025-26, the total county contribution for CalPERS Miscellaneous Plan will increase by \$6,371,171, a 7.1% increase over the prior fiscal year. The county contribution for Safety Plan over the same fiscal year increases by \$2,279,048 or 6.4%.

The higher contributions are due to increased unfunded liability for both plans and a higher normal cost for the Miscellaneous Plan due to substantial growth in projected County of Monterey Recommended Budget FY 2025-26

payroll from the prior year. The unfunded liability for the Miscellaneous Plan increased 7.5% and Safety Plan increased 10.6% from the prior year, based on investment returns and actuarial assumptions. One factor affecting the unfunded liability were investment losses affecting the 06/30/2022 valuation report. The current amortization policy for investment losses is a 20-year period, with a five-year ramp-up at the beginning. Gains and losses are smoothed out through the amortization policies.

In 2021, CalPERS revised assumptions used to calculate contributions to reflect improved life expectancy among its membership. The improved life expectancy is reflected in the lower active employee to retiree ratio, which has decreased from 2 to 1 over a decade ago to 1.36 to 1 in 2023 and is expected to continue to decrease. A lower number of active employees are paying into the system to support retirees, who are living longer. Other factors contributing to the increase in unfunded liabilities are new amortization and smoothing policies (discussed below) and change to the discount rate or assumption of return on investment.

In December 2016, the CalPERS Board of Administration approved lowering the discount rate assumption from 7.5% to 7.0%, to be phased in over three years, beginning with FY 2018-19. This change was due to the volatility of the pension fund caused by weak investment returns in a low interest rate environment. The earnings, or the rate of return realized on investments, pays for nearly two-thirds of benefits paid out. Because realistic earnings are expected to be lower, this change resulted in higher costs and accrued liabilities, further increasing county contributions. However, by lowering the discount rate, CalPERS is on the path to strengthen the long-term sustainability of the pension fund, while reducing negative cash flows and volatility.

The CalPERS Funding Risk Mitigation Policy adopted in November 2021, allows CalPERS to use investments gains to offset the cost of reducing the volatility of future investment returns. In FY 2020-21, the 21.3% return greatly exceeded the 7.0% discount rate assumption; therefore, the discount rate was lowered to 6.8% beginning with the FY 2020-21 report, to reduce future investment volatility.

#### *Public Employee Pension Reform Act of 2013 (PEPRA)*

PEPRA went into effect on January 1, 2013, establishing a cap on the amount of compensation that can be used to calculate the retirement benefits for new CalPERS members. PEPRA applies to new employees that have never been employed by a public employer prior to January 1, 2013. New Miscellaneous Plan members are subject to a formula based on 2% at the age of 62 (versus the prior 2% at the age of 55 formula discussed above). For new Safety Plan members, the formula changes from 3% at age the age



of 50, to 2.7% at the age of 57. There are PEPR provisions that affect existing employees, i.e. limit on post-retirement employment, felony convictions, and breaks in service and reciprocity. A complete actuarial cost analysis of PEPR prepared by CalPERS can be found at the following link: <http://www.calpers.ca.gov/page/newsroom/for-the-record/2012/actuarial-analysis>

### Unfunded Pension Liabilities

Unfunded pension liability is the difference between the pensions the County is obligated to pay to employees when they retire and the money available to pay for those pensions. CalPERS projects future pension requirements annually for the County and calculates the amount required to meet future pension payments.

Beginning with the June 30, 2013, valuations that set the FY 2015-16 rates, CalPERS no longer uses an actuarial value of assets. An amortization and smoothing policy that pays for all gains and losses over a fixed 30-year period with the increases or decreases in the rate spread applied over a five-year period is used. Pursuant to that change, the Market Value of Assets (MVA) or the current market value of the assets at a specific point in time, is used and not Actuarial Value of Assets (AVA) which reflects the investment returns over time, using a smoothing method that amortizes gains and losses over a period, often 15 or 30 years, which means Unfunded Liability is measured on an MVA Basis and not an AVA Basis.

CalPERS adopted a new amortization policy beginning with the June 30, 2019 valuation report that shortened the amortization period of investment gains and losses from 30 years with a five-year ramp up and ramp down at the beginning and end of period, to 20 years with a five-year ramp up at the beginning only. The new policy is applied prospectively; gains and losses realized before 6/30/2019 are still amortized according to the previous policy.

Table 12 reflects the MVA Basis and shows that the County's unfunded liability for the Miscellaneous Plan increased \$53,216,935 from June 30, 2022, to June 30, 2023. The Safety Plan unfunded liability increased \$10,161,863 over the same period. The total unfunded liability for both plans is \$1.0 billion based on the June 30, 2023, report, an increase of 6.7% over the previous report. The increase in the unfunded liability is due to investment returns (gains and losses), actuarial policies, and assumptions. The Miscellaneous Plan and Safety Plan are funded at 73.6% and 65.5%, respectively.

The amounts provided in Table 12 are based on the previous two years' data, the latest available.

Table 12

Miscellaneous Plan - Funded Status				
	6/30/2020	6/30/2021	6/30/2022	6/30/2023
Present Value of Projected Benefits	2,620,501,937	2,885,211,737	3,029,585,313	3,238,842,230
Entry Age Normal Accrued Liability	2,164,127,309	2,341,503,109	2,478,161,735	2,640,094,475
Market Value of Assets	1,622,904,212	1,991,624,670	1,835,248,479	1,943,964,284
Unfunded Liability	541,223,097	349,878,439	642,913,256	696,130,191
Funded Ratio	75.0%	85.1%	74.1%	73.6%
Safety Plan - Funded Status				
	6/30/2020	6/30/2021	6/30/2022	6/30/2023
Present Value of Projected Benefits	922,461,790	990,522,420	1,022,196,012	1,066,551,521
Entry Age Normal Accrued Liability	781,412,473	834,923,858	870,525,962	912,021,322
Market Value of Assets	503,842,113	616,502,788	565,942,939	597,276,436
Unfunded Liability	277,570,360	218,421,070	304,583,023	314,744,886
Funded Ratio	64.5%	73.8%	65.0%	65.5%

On June 2, 2021, in response to the increasing Unfunded Accrued Liability (UAL), the Board of Supervisors established a Section 115 Pension Trust, also known as a California Employers' Pension Prefunding Trust (CEPPT) Fund with the Public Agency Retirement Services (PARS). This is a tax-exempt trust established under Section 115 of the Internal Revenue Code to pre-fund employer contributions to defined benefit pension systems for eligible California public agencies. The 115 Pension Trust utilizes an investment similar to CalPERS designed to provide annualized returns of 4-6% with funds held in the trust only available to fund future pension liabilities. The initial investment for the 115 Pension Trust was initially funded by \$8,038,138 from the General Fund Compensated Absence Assignment. As part of the year-end process in FY 2020-21, the Board of Supervisors added one-time funding to the 115 Pension Trust in the amount of \$40,628,394; which consisted of a General Fund contribution of \$30,641,609 and reconciled balance in the UAL-PERS Unfunded Liability sub-Balance Sheet Account (2103) held in the Payroll Revolving Fund 1040 of \$6,462,039 and from Natividad \$3,524,746. During the FY 2021-22 year-end process, additional one-time funds of \$15,402,538 funds were designated toward the 115 Pension Trust.

To assure ongoing oversight, the Board of Supervisors adopted a Pension Liability Policy, to make ongoing contributions through annual departmental charges. In FYs 2022-23 and 2023-24, the annual contributions were \$15,402,538 and \$15,227,703, respectively. In the FY 2024-25 Recommended Budget, the annual contribution was suspended to meet other unfunded needs. The FY 2025-26 Recommended Budget does not include a planned contribution to the 115 Pension Trust due to ongoing cost drivers and competing priorities for financial resources. The contributions to the Pension Trust fund total \$94,699,311 through FY 2023-24. The balance as of the June 30, 2024 ACFR is \$104,420,215. The County anticipates funding the increase of the Unfunded Accrued Liability contribution (the payment toward the County's

unfunded liability) in both the Miscellaneous and Safety plans in FY 2025-26 from the 115 Pension Trust, which increase a combined \$6,325,590 next fiscal year.

### **Other Post-Employment Benefits (OPEB)**

Governmental Accounting Standards Board Statement Number 45 (GASB 45) requires public agencies to account for and report the Actuarially Determined Contributions (ADC) of Other Post-Employment Benefits (OPEB) on financial statements. OPEB are defined as post-retirement medical, pharmacy, dental, vision, life, long-term disability, and long-term care benefits that are not associated with a pension plan.

Prior to 2009, the County paid OPEB benefits as they came due. The California Employer's Retiree Benefit Trust (CERBT) was established by CalPERS in 2007 at the request of public employers to provide a low-cost, professionally managed investment vehicle for prefunding retiree health benefits and other post-employment benefits. The County makes regular contributions to CERBT where the funds are professionally invested like the CalPERS retirement funds. The expected rate of return used to determine OPEB liability is 6.25%. The County can then utilize funds from the trust to pay OPEB costs.

To participate in the CERBT, CalPERS requires a funding policy. The County contributes an amount at least equal to 100% of the current year cost of the ADC as specified in the applicable actuarial valuation.

Table 13

<b>OPEB Obligations and Asset Valuation</b>				
	<b>FY 2020-21</b>	<b>FY 2021-22</b>	<b>FY 2022-23</b>	<b>FY 2023-24</b>
Total OPEB Liab.	86,841,264	95,870,517	102,798,577	91,600,151
Plan Fiduciary Net Position	47,753,003	66,600,276	61,814,169	70,843,192
Net OPEB Liability (NOL)	39,088,261	29,270,241	40,984,408	20,756,959

Table 13 shows the County's Total OPEB Liability (formally the Actuarial Accrued Liability) decreased by \$11,198,426 while the County's Plan Fiduciary Net Position (formally referred to as the Market Value of Assets) increased by \$9,029,023 due to investment earnings realized through June 30, 2023 (measurement date used for June 30, 2024 financial statements). The resulting Net OPEB Liability decreased by \$20,227,449 compared to the previous year. OPEB liability, just like pension liability can be greatly impacted by investment performance, where investment gains can improve the liability and investment losses will typically grow liability. Actuarial valuations from which the data on Table 13 derives, are prepared every two years.

The CERBT quarterly statement report for the period ending June 30, 2024, indicates the County's market value increased from \$70,206,365 to \$82,859,175 in FY 2023-24. County of Monterey Recommended Budget FY 2025-26

This change was the result of county contributions to the plan in the amount of \$4,631,000; investment earnings of \$8,085,545; and expenses of \$63,735. This represents an increase of \$12,652,810 over the previous period. Table 14 below shows the ending balance for the last four fiscal years based on CERBT Annual Statements. Information on Table 14 represents market value at that point in time; it is different than the actuarial reports that factor in changes in assumptions, expected versus actual experience, and actual benefit payments. The actuarial reports are updated every two years.

Table 14

<b>California Employers' Retiree Benefit Trust (CERBT)</b>				
	<b>FY 2020-21</b>	<b>FY 2021-22</b>	<b>FY 2022-23</b>	<b>FY 2023-24</b>
Beginning Balance	47,769,148	66,608,882	61,246,602	70,206,365
Contribution	5,188,000	4,603,000	4,856,000	4,631,000
Investment Earnings	13,700,429	(9,314,385)	4,158,660	8,085,545
Transfer Out	-	(594,167)	-	-
Admin. Expenses	(28,140)	(32,769)	(31,711)	(36,816)
Investment Expenses	(20,555)	(23,960)	(23,186)	(26,919)
Ending Balance	<b>66,608,882</b>	<b>61,246,602</b>	<b>70,206,365</b>	<b>82,859,175</b>

### **Workers' Compensation and General Liability**

#### *Workers' Compensation*

The County accounts for its Workers' Compensation and General Liability risk financing activities in two internal service funds (ISFs) functioning as the County's self-insurance programs. ISFs are used to separately budget and account for services provided to county offices and departments. Workers' Compensation is administered by Risk Management which is part of the Office of County Counsel. For specific information on the Workers' Compensation ISF, see the detail contained in County Counsel's Budget Unit 8409 description.

Workers' Compensation is a form of insurance the County utilizes to provide compensation and medical care for employees who are injured during employment. Workers' Compensation provides for payments in place of wages (functioning as a form of disability insurance), compensation for economic loss (past and future), reimbursement or payment of medical and like expenses (functioning as a form of health insurance) and benefits payable to the dependents of workers killed during employment (functioning as a form of life insurance). General damages for pain and suffering and punitive damages for employer negligence are generally not available in workers' compensation plans.

Workers' compensation is administered on a state-by-state basis, with a state governing board overseeing varying public/private combinations of workers' compensation systems. In most states, workers' compensation is solely provided by private insurance companies. Twelve states operate a state fund of which California is the largest. The California Constitution, Article XIV – Labor Relations,



Section 4, sets forth the intent of the people to establish a system of workers' compensation. It provides the Legislature with the power to create and enforce a complete system of workers' compensation and, likewise, create and enforce a liability on the part of any or all employers to compensate any or all their employees for injury or disability. This liability includes employees' dependents in the case of an employee's death in the course of their employment, irrespective of the fault of any employee.

Since 1973, the County has been self-insured for Workers' Compensation liabilities. The County utilizes a third-party claims administrator Intercare Holdings to assist with claims management, reporting, and data management. Most recently the agreement was reauthorized on June 27, 2023.

Unpaid claims liabilities are based on the results of actuarial studies and include amounts for claims incurred but not reported, and adjustment expenses. Claims liabilities are calculated considering the effects of inflation, recent claim settlement trends including frequency and amount of payouts, and other economic and social factors. Workers' Compensation liabilities are carried at present value using a discount rate of 2.5%. Premiums are charged by the ISFs using various allocation methods that include actual costs, trends in claims experience, and number of participants.

Historically, the County's Annual Comprehensive Financial Report (ACFR) has been used to report the Workers' Compensation ISF net position. Commencing in FY 2015-16 the Actuarial review of the County's Self-Insured Workers' Compensation Program is used.

Bickmore Actuarial's September 2024 review estimates the cost of claims and expenses for claims incurred during FYs 2024-25 and 2025-26 program years to be \$20,870,000 and \$22,348,000, respectively. These amounts include: Allocated Loss Adjustment Expenses (ALAE) (direct cost associated with the defense of individual claims such as legal and investigation fees and court charges); Unallocated Loss Adjustment Expenses (ULAE) (cost to administer all claims to final settlement, which may be years in the future, such as claims adjusters' salaries and taxes); and a discount for anticipated investment income (based on the likely payout pattern of the County's claims, assuming a 2.5% return on investments per year). The expected FYs 2024-25 and 2025-26 costs translate to rates of \$4.79 and \$4.31 per \$100 of payroll, respectively.

Bickmore Actuarial estimates the program's liability for outstanding claims to be \$92,677,000 and \$98,555,000 as of June 30, 2024, and June 30, 2025, respectively. The report estimated program assets of \$114,834,000 on June 30, 2025, with a projected surplus of \$16,235. At the 70% confidence level, the outstanding claims are projected at \$105,749,000 and the surplus is projected at \$9,085,000 as of June 30, 2025.

The Board of Supervisors approved a ten-year plan to fund the program deficit in FY 2004-05. Prior to the approval, the County was on a pay-as-you-go basis which caused deficits in the ISF. In FY 2010-11, due to budget constraints, the County postponed the deficit funding plan; however, the County has since reinstated the plan. Bickmore Actuarial recommends a five-year funding plan to maintain program assets at the 70% confidence level by June 30, 2028. Under this plan, Bickmore Actuarial recommends amortizing the surplus over five years with the County funding the value of each prospective year's claims costs offset by the amortized projected surplus as of June 30, 2025. To maintain funding at the 70% confidence level, the County's FY 2025-26 contribution is \$28,201,000; \$24,359,000 for claims and loss adjustment expenses; \$5,749,000 for non-claims related expenses; and a \$1,907,000 reduction from the June 30, 2025 projected surplus.

### *General Liability*

General Liability insurance is part of the County's general insurance system of risk financing for the risks of liabilities imposed by lawsuits and similar claims. Liability judgments, settlements, and claims against the County are paid from the General Liability ISF.

Similar to Workers' Compensation, the County's ACFR had been used to report the General Liability ISF net position. Since FY 2015-16 the Bickmore Actuarial review of the County's Self-Insured General Liability Program is used.

The Bickmore Actuarial September 2024 review estimated the cost of claims and expenses for claims during FYs 2024-25 and FY 2025-26 program years to be \$9,567,000 and \$10,225,000 respectively. These amounts include ALAE, ULAE and a discount for anticipated investment income (based on the likely payout pattern of the County's claims, assuming a 2.5% return on investments per year). The expected costs for FYs 2024-25 and 2025-26 claims translate to rates of \$3.37 and \$3.00 per \$100 of payroll, respectively.

Bickmore Actuarial estimates the program's liability for outstanding claims to be \$21,950,000 and \$25,137,000 as of June 30, 2024, and June 30, 2025, respectively. The assets are estimated at \$35,617,000 as of June 30, 2025. At the 70% confidence level, the discounted loss and LAE is estimated at \$28,236,000 indicating a surplus of \$7,381,000. This effectively places the program between the 85-90% confidence level funding.

In previous reports, Bickmore Actuarial recommended the County implement a five-year funding plan to bring program assets back to the desired Marginally Acceptable 70% confidence level by June 30, 2028. The plan assets are

now above the 70% confidence level. Bickmore Actuarial recommends amortizing the surplus over five years; with the County funding the value of each prospective year’s claims costs offset by the amortized projected surplus as of June 30, 2025. Based on this recommendation, the County’s FY 2025-26 contribution is \$19,599,000; \$12,014,000 for claims and loss adjustment expenses; \$9,135,000 for non-claims related expenses; and a reduction of \$1,550,000 from the June 30, 2025 surplus.

The County settled for a \$15,500,000 Notes Payable in FY 2007-08 from its Lakes Resort which caused the deficit in the fund. According to the FY 2010-11 ACFR (Note to Financial Statements #23) the Note amount with interest was approved to be paid in full by the Board of Supervisors over 15 years; however, the ISF experienced a deficit five years prior when the County was on a pay-as-you-go basis. The Note has been paid as of June 2024.

### Vacation Accruals

Employee’s unused vacation and paid time off (PTO) may be accumulated up to a specified cap depending on the employee’s bargaining unit. When an employee separates from county employment, they are paid any unused vacation and PTO balances. Because the County cannot accurately predict when an employee may separate, the liability of compensated absences that could potentially be paid during a fiscal year is a dynamic figure.

Table 15 shows the net vacation accrual/compensated absences liability on June 30 of the past four fiscal years as reported in the ACFR. The vacation accrual liability for fiscal year ending June 30, 2024 is \$50,350,325. In FY 2010-11, a reserve to meet vacation accrual/compensated absences payouts was created. As reported in the ACFR, the reserve set aside for vacation accruals had a balance of \$12,670,138 resulting in a total compensated absences liability of \$37,680,187 remaining stable from the prior year.

Table 15

Compensated Absences				
	FY2020-21	FY2021-22	FY2022-23	FY2023-24
Unfunded Liability	48,075,556	49,814,417	50,428,206	50,350,325
Reserve	-	9,527,138	12,708,427	12,670,138
Total Compensated Absences Accrual	48,075,556	40,287,279	37,719,779	37,680,187

The FY 2024-25 Recommended Budget included utilization of \$1,000,000 from the reserve, bringing the estimated balance in the current year to \$11,670,138.

### Debt

In July 2017, the Board of Supervisors revised the County’s Debt Management Policy’s debt issuance approval process for non-capital improvement projects (non-recurring, less than \$100,000, and/or useful life of less than five years).

Rules contained in the policy include the General Obligation bond debt ceiling of 1.25% of the countywide assessed value (including Certificates of Participation), limitations and procedures for investment of debt proceeds, and terms of use of Mello-Roos Act financing.

Certificates of Participation (COPs) provide long-term financing where an individual purchases a share of the lease revenues of an agreement made by a government entity. These purchases are made through a lease or installment sale agreement that does not constitute indebtedness under the state constitutional debt limitation. COPs differ from bonds in that they are not subject to statutory restrictions applicable to bonds, including interest rate limitation, election requirements, competitive sale requirements, or semiannual or fixed rate interest payment restrictions. A summary of the County’s long-term debt obligations over the past four fiscal years is shown in Table 16.

Table 16

County Long-term Debt Obligations				
Description	FY2022-23	FY2023-24	FY2024-25	FY2025-26
COPs	97,341,192	92,204,445	86,780,051	81,100,788
COP NGEN	818,645	-	-	-
Notes Payable	35,543,368	32,852,475	30,809,340	28,800,036
NMC COP's / Leases	21,613,806	17,610,555	13,364,949	8,889,212
Liabilities	155,317,011	142,667,475	130,954,340	118,790,036

COPs originally issued for the construction of the Natividad Medical Center (NMC) campus were refunded in December 2019 due to favorable interest rate conditions, lowering their debt service.

NGEN, or Next Generation 911, is in response to a Federal Communications Commission directive requiring wideband radio users to migrate to narrow band modes. The financing obligations are shared by multiple agencies participating in the public safety radio network project. Those agencies obligations are secured by the jurisdictions’ property taxes. This Note was paid off in FY 2023-24.

In July 2017, the County refunded (refinanced) its 2007 COPs issued to finance portions of the costs of renovating, constructing, acquiring, and improving county infrastructure including Health facilities. The refunding of the 2007 COPs and issuance of the 2017 COPs resulted in over \$2 million in annual savings due to favorable market conditions. Interest payments for the Refunding 2017 COPs (both County portion and Natividad) are paid twice annually in October and April.

The acquisition of the Schilling Place property during FY 2014-15 poised the County to begin the process of optimizing usage of its facilities while incorporating plans to reuse its unoccupied facilities. Several projects were combined into one master project package plan the Monterey County Facilities Utilization Project: (1) the 1441 Schilling Place Tenant Improvement Project with the

Administration Building Tenant Improvement Project; (2) the East and West Wing Tenant Improvement Project; and (3) the Government Center Modular Removal Project. The project was budgeted and scheduled under the Monterey County Facilities Utilization Project, which provided oversight to enhance long-term infrastructure and centralization efficiencies while balancing facility space needs at 1441 Schilling Place, the Administration Building, the East and West Wings, and eliminating the need for modular buildings.

Legal Debt Limit

Article XVI, Section 18 of the California Constitution, establishes that California Counties have legal debt limits for general obligation bonds secured by the issuing government’s general revenue and taxing power. The County’s debt limit as of the June 30, 2024 ACFR was \$1.1 billion; the limit is based on 1.25% of the net assessed valuation of property within the County. As of June 30, 2024, none of the County’s long-term debt is subject to the debt limit.

Debt Service

Table 17 reflects the historical and future repayment schedule for the County’s COPs and Natividad COPs.

Table 17

Annual Debt Service					
Debt	Payment Due	FY2022-23	FY2023-24	FY2024-25	FY2025-26
2017 Refunding COP - County	October	\$1,459,567	\$1,350,131	\$1,247,588	\$1,139,103
	Principal	\$4,377,417	\$4,101,749	\$4,339,394	\$4,534,263
	April	\$1,350,131	\$1,247,588	\$1,139,103	\$1,025,746
Total		\$7,187,115	\$6,699,468	\$6,726,085	\$6,699,112
2015 COP	October	\$984,822	\$960,197	\$934,322	\$907,197
	Principal	\$985,000	\$1,035,000	\$1,085,000	\$1,145,000
	April	\$960,197	\$934,322	\$907,197	\$878,572
Total		\$2,930,019	\$2,929,519	\$2,926,519	\$2,930,769
NGEN County Portion *		\$282,682	\$230,355	\$0	\$0
2017 Refunding COP - NMC	October	\$75,883	\$70,194	\$64,862	\$59,222
	Principal	\$227,583	\$213,251	\$225,606	\$235,737
	April	\$70,194	\$64,862	\$59,222	\$53,329
Total		\$373,660	\$348,307	\$349,690	\$348,288
2019 NMC Refunding COPs	October	\$558,750	\$469,000	\$374,250	\$273,750
	Principal	\$3,590,000	\$3,790,000	\$4,020,000	\$4,240,000
	April	\$469,000	\$374,250	\$273,750	\$167,750
Total		\$4,617,750	\$4,633,250	\$4,668,000	\$4,681,500
Total County Annual Debt Service		\$15,391,226	\$14,840,899	\$14,670,294	\$14,659,669

Other Obligations

Williamson Act

Monterey County’s leading industry and foundation for economic development is agricultural production and distribution. The California Land Conservation Act of 1965 (Assembly Bill 2117), otherwise known as the Williamson Act, was enacted to preserve agricultural and open space lands by discouraging conversion to urban uses.

The Williamson Act allows private landowners to contract with counties to voluntarily restrict land uses. Existing land under contracts in Monterey County total 802,282 acres. Every year, the County considers applications to be designated as either Farmland Security Zones or Agricultural Preserves. If approved, landowners are given property tax relief in exchange for an agreement that the land will not be developed or converted to another use, thus preserving agricultural and open space land. The Williamson Act provided an annual state-provided subvention to local governments to compensate for the tax loss. However, revisions to the California State Budget in July 2009 eliminated the subventions while providing the opportunity for counties to opt out of the contracts.

Table 18 shows the calculated tax loss associated with Williamson Act contracts in FY 2023-24 to be \$1,495,900 from approximately 691 active contracts. The estimated portion of county tax loss is the overall tax revenue (calculated at 1% of assessed valuation) and the County’s actual tax loss (approximately 14%). The estimated tax loss is based on the average tax the County receives on both incorporated and unincorporated areas. FYs 2024-25 and 2025-26 are estimated using the Assessor’s county-wide projected property tax growth rates of 5.03% each year. Based on these assumptions, the estimated tax loss for FY 2025-26 is \$1,649,230. The number of contracts is estimated to increase by about nine contracts each year based on historical information.

Table 18

Williamson Act Contracts Estimated County Tax Loss				
Description	FY2022-23	FY2023-24	FY2024-25	FY2025-26
Total Contracts	685	691	700	709
Base Value	3,044,170,592	3,189,720,303	3,349,206,318	3,516,666,634
Base Value Enrolled	559,452,744	661,589,660	694,669,143	729,402,600
WA- Assessed Value	2,647,426,265	2,812,076,409	2,952,680,229	3,100,314,241
WA- Enrolled Value	1,410,599,429	1,459,630,312	1,532,611,828	1,609,242,419
WA- Net Value Loss	1,074,118,419	1,068,500,331	1,121,925,348	1,178,021,615
Net Tax Loss	10,741,184	10,685,003	11,219,253	11,780,216
County Portion of Tax Loss	1,503,766	1,495,900	1,570,695	1,649,230

Shaded areas are estimates

General Fund Contributions to the Library Fund (1210)

The County has historically supplemented the Library Fund with General Fund Contributions (GFC). This figure had

remained relatively constant until FY 2017-18. In December 2017, the Board of Supervisors authorized the allocation of the full salary and benefits of the Library Director pursuant to state law (California Education Code, Article 2, section 19147). The FY 2025-26 GFC to the Library Fund is estimated at \$316,974. Table 19 provides a four-year history of contributions.

Table 19

Contribution to Library				
	FY2022-23	FY2023-24	FY2024-25	FY2025-26
GFC	275,356	274,156	290,304	316,974

### **Transient Occupancy Tax (TOT) Contribution to the Road Fund (1201)**

Prior to FY 2013-14, the Road Fund received \$2,000,000 annually in Transient Occupancy Tax (TOT). In February 2014, recognizing that well-maintained roads contribute to economic vitality, the Board of Supervisors approved the following percentage formula providing an annual increase to eventually lead to a TOT rate capitation of 25%: FY 2013-14 (20%), FY 2014-15 (21%), FY 2015-16 (22%), FY 2016-17 (23%), FY 2017-18 (24%) and FY 2018-19 (25%). The percent was based on the two-year's prior audited TOT numbers contained in the ACFR. Effective FY 2019-20, the Board of Supervisors continued the contribution to the Road Fund based on the established formula, however, only the Maintenance of Effort (MOE) amount of \$5,319,831 was transferred to the Road Fund, with the remaining amount of \$920,053 set aside for priority projects.

Considering significant reductions anticipated in TOT due to the pandemic, the County began contributing the MOE amount toward the Road Fund effective FY 2020-21 instead of the formula. In FY 2020-21, the contribution of \$5,205,660 was based on the MOE using FY 2016-17 as a base year and increasing each year by a construction inflation index two years in arrears. This method was used for contributions from FYs 2020-21 through 2023-24.

The Board of Supervisors directed that the FY 2024-25 Adopted Budget included \$9,518,405 thereby reverting to the formula of 25% of TOT based on audited actuals.

Due to significant funding constraints, the FY 2025-26 Recommended Budget includes funding based on the MOE instead of the formula, resulting in a reduction of \$3,052,012 from the prior year. Table 20 provides historical and future TOT contributions to the Road Fund.

Table 20

Contribution to Road Fund				
	FY2022-23	FY2023-24	FY2024-25	FY2025-26
TOT	5,809,574	6,222,054	9,518,405	6,466,393
%TOT			25%	17%

### **Pajaro /Sunny Mesa Community Services District**

In FY 2015-16, the Board of Supervisors approved a Memorandum of Understanding (MOU) with the Pajaro/Sunny Mesa Community Services District to annually allocate \$25,000 for the maintenance of the Pajaro Neighborhood Park. The MOU is in effect until June 30, 2039.

### **Healthcare Realignment**

Pursuant to Welfare and Institutions Code, section 17000, California counties are required to provide medical care to indigent residents lawfully residing in the County when such persons are not supported and relieved by some other means. Historically, this population of medically indigent adults (MIAs) had been cared for by county governments that relied on local, state and federal funding to provide the necessary services. Until recently, the County received funding for this purpose via the realignment of health and social services programs that occurred in 1991 and 1992. Realignment increased California sales and vehicle license fees earmarked for counties to support the financial obligations of caring for the MIA population, amongst other things.

When California elected to implement a state-run Medicaid Expansion under the Affordable Care Act, the state anticipated that counties' costs and responsibilities for the medically indigent would decrease since many in this population would become eligible for coverage through Medi-Cal or the Exchange, where Californians can get brand-name health insurance with federal premium assistance. On June 27, 2013, Governor Brown signed into law Assembly Bill 85 (AB 85) Chapter 24, Statutes of 2013 that provided a mechanism for the state to redirect State Health Realignment funding to fund social service programs.

In consideration of the Medi-Cal expansion for MIA adults, effective January 1, 2014, AB 85, as modified by Senate Bill 98 (Chapter 358, Statutes of 2013), reduced California counties' Health Realignment funds by an average of 60% (including maintenance of effort payments). Beginning in FY 2014-15, a portion of California counties' realignment amounts, based upon a calculation of FYs 2009 through 2012, would be subject to redirection by the state. Table 21 provides the amount of realignment dollars the County received for the fiscal periods utilized to determine the redirected amounts.



Table 21

Monterey County Realignment Dollars Received by Fiscal Year			
Fiscal Year	Sales Tax Realignment	Vehicle License Fees	Total Realignment Dollars
2008-09	\$ 2,709,949	\$ 8,759,851	\$ 11,469,800
2009-10	\$ 2,609,952	\$ 8,169,943	\$ 10,779,895
2010-11	\$ 2,609,952	\$ 8,169,943	\$ 10,779,895
2011-12	\$ 2,609,952	\$ 7,583,086	\$ 10,193,038

Public hospital counties were given a choice between two options to determine the pro rata portion of realignment funds. Because Natividad is the designated county hospital for Monterey County, the AB 85 options were: 1) Percentage approach: accept a reduction of 60% in realignment funds, including \$3.3 million in annual maintenance of effort payments; or 2) Formula approach: utilize a formula to show a lesser reduction would be appropriate, which was based on historical costs for providing uninsured programs.

The Board of Supervisors chose the formula approach and Natividad and the Health Department provided historical data to the state's Department of Health Care Services (DHCS) to use in determining the reduction formula. Initially, the state returned a formula that would have resulted in an 85% reduction of health realignment funds (approximately \$8.5 million). The County Administrative Office submitted a subsequent series of historical documentation to the state for re-evaluating the formula. The second submission resulted in a redetermination by the state placing only 51.19% of the County's realignment dollars at risk for redirection (approximately \$5.1 million).

The redirection is based on a calculation of estimated revenue and expenditures, with an annual true-up adjusting for actuals. The County received notification in the beginning of FY 2017-18 that the redirection would increase sharply starting that same year, with a nearly \$6 million budget gap emerging in FY 2018-19 as a result. A three-year plan was implemented and includes utilizing \$3.2 million in health realignment fund balance for program costs for animal, children's medical, communicable disease, home visitation, administrative, public health lab, Whole Person Care (WPC), and Women, Infant, and Children services. Through prudent decision-making and management, the three-year plan has outperformed initial estimates and consequently, realignment fund balance continues to be used strategically to minimize impacts to services. The department will continue to fund programs with realignment and monitor for any anticipated deficits due to AB 85.

### **Conclusion**

The General Fund supports basic governmental functions including public safety, criminal justice, land use and environment, education, recreation, health and sanitation, public assistance, and finance and administration.

As the demands on the County's funds increase via obligations, liabilities and contributions, the ability to maintain the service levels of prior fiscal years becomes more challenging. County offices and departments continue to exercise austere fiscal measures in day-to-day operations but will undoubtedly face more challenges in upcoming fiscal years.



This page intentionally left blank.

# Capital Budget Summary

## Capital Improvement Program (CIP)

### Five-Year Plan

#### Fiscal Years (FYs) 2025-26 through 2029-30

The County of Monterey's Capital Improvement Program Five-Year Plan (CIP) sets forth capital projects essential to maintain and improve the County's public facilities. It allows for orderly implementation of the County's General Plan. These facilities include county-owned buildings, major equipment, telecommunications infrastructure, parks, and transportation systems. These projects cost more than \$100,000 and provide long-term assets to the County.

Each year, the Board of Supervisors (Board) reviews and updates the CIP, considering the County's needs, priorities, and available funding. The five-year CIP provides several benefits:

- Prioritizes needs and establishes an orderly basis for sound budgetary decisions.
- Focuses attention on mandated and community goals, needs, and capabilities to use public funds effectively and long-term planning to address future needs.
- Improves the likelihood of obtaining state and federal financing assistance for projects.
- Encourages project coordination between the County and public agencies to reduce scheduling conflicts.
- Permits private enterprise to relate and/or align their projects to the CIP.

The CIP is developed annually as part of the County's budget process. Capital projects are administered by the Public Works, Facilities and Parks Department (PWFP), Natividad Medical Center (NMC), and the Information Technology Department (ITD). PWFP leads the development of the CIP and coordinates with the County's offices and departments to identify, compile, and document capital needs.

Capital needs for the County's infrastructure, such as roads, bridges, buildings, and parks are estimated at nearly \$1.6 billion. This far exceeds available financing resources. As such, priorities must be established and revised as new funding streams become available, and the County's capital needs are modified. The unfunded and partially funded projects proposed for FY 2025-26 are ranked utilizing: 1) life/health/safety criteria and 2) racial equity tool criteria. The projects and associated costs identified for FYs 2026-27 through 2029-30 illustrate priorities and the magnitude of future funding needed.

PWFP presents the draft CIP to the Capital Improvement Committee (CIC) for project priority determination. These recommendations are presented to the Board during the annual April Budget Workshop. The FY 2025-26 Recommended Budget and capital projects were presented to the Budget Committee (BC) in May 2025 for fiscal review. The CIP is presented to the Planning Commission to determine conformity with the General Plan. The final CIP is presented to the Board in June for consideration as part of the annual budget adoption process.

These capital projects are budgeted in the Capital Projects Fund 1930 and the Enterprise Fund 2020. The Board's adoption of the CIP budget appropriates funding for the first year of the five-year program as part of the operating budget. The total capital budget requested countywide, which includes funded, partially funded, or unfunded projects, in FY 2025-26 is \$1.06 billion. Budgeted costs may consist of

design, environmental, construction, equipment, land purchase, and project administration of new, improved, or replacement infrastructure. Associated funding is provided through a wide variety of sources, including local, state, and federal grants, gas tax revenues, bonds, fees, capital funds, and enterprise fund profits.

The CIP list includes 92 projects funded in FY 2025-26 and future funded, partially funded, and unfunded needs which the County's offices and departments have identified as priority. The future project list is comprised of 92 projects with an estimated total amount of \$395 million. The following summaries provide individual project details.

### Fund 1930: Capital Projects

Capital Projects Fund 1930 accounts for financial resources to acquire or construct major capital assets. These include land and land improvements, buildings and building improvements, infrastructure, and construction in progress. Fund 402, which was previously used to account for smaller-scale projects, was closed on June 30, 2022, and all project activity, except for Enterprise Fund projects, is now reported in Fund 1930. The FY 2025-26 Recommended Budget for Fund 1930 includes the following:

Project Title	Project Budget FY 2025-26
Aguaquito HVAC Repairs & Replacement	393,289
Animal Shelter Replace HVAC unit	1,017,312
Bradley Library Branch	112,251
Capital Improvement Project Administration	225,000
Carmel River Floodplain Restoration (CRFREE)	15,165,941
CSA/CSD - ARPA Projects	200,000
Development SW Corner of Gabilan @ Church	250,000
Election Office Security Upgrades	100,500
Health Department - Water Intrusion Project	250,000
King City Courthouse Parking Lot Repaving	552,612
Lake San Antonio Water System Compliance	75,000
Monterey County Solar Project	5,788,531
Parks - ARPA Projects	1,000,000
Public Defender Security Upgrades	86,717
Seaside Community Benefits Office	1,814,852
Women's Shelter Kitchen Upgrades and Building Repairs	2,118,000
Youth Center Tenant Improvements	200,000
Fund 1930 Total:	29,350,005

### Aguaquito HVAC Repair & Replacement:

The Aguaquito Heating, Ventilation, and Air Conditioning (HVAC) project covers a range of repairs and improvements based on Axiom's 2023 HVAC System Assessment. Repairs and modifications are prioritized as high (Category 1a, 1b, 1c...) through Low (Category 5a, 5b, 5c...). Ranking is based on the condition of equipment, potential for labor and energy savings, maintaining consistent temperatures

while reducing energy waste, improving air quality, and impact on the unexpected HVAC failures on building comfort. The funding request for FY 2025-26 would cover repairs and improvements designated as Category 1 New variable air volume (VAV) box retrofits, converted to electronic, to eliminate the pneumatic system completely. Other repairs and improvements are divided out across fiscal years. Project costs are split 50/50 with local state courts.

**Total FY 2025-26 Budget: \$393,289**  
**Est. Project Completion Date: 6/30/2026**  
**Total Project Budget: \$1,752,608**

#### **Animal Shelter Replace HVAC Units:**

The Animal Services facility, operated by the Health Department at 160 Hitchcock Road, has operated for approximately 22 years. The facility has the original system equipment and is comprised of seven separate HVAC units. Five units are located over the main building, which houses the customer service area, staff offices, spay and neuter clinic, and animal shelter. The two remaining units are over the dog kennel wings. Due to the aged equipment, repairs have increased significantly; the units have reached a point where they may no longer be repairable. This project will replace the aging HVAC system to ensure consistent and efficient heating and cooling for the animals and people in the building.

**Total FY 2025-26 Budget: \$1,017,312**  
**Est. Project Completion Date: 6/30/2026**  
**Total Project Budget: \$2,246,754**

#### **New Bradley Library and Resiliency Center:**

The Board allocated \$200,000 to investigate the feasibility of acquiring a new site for a replacement Bradley Library. The existing site is located at 65607 Dixie Street, and Bradley Elementary is interested in supporting the creation of a replacement facility that will serve the residents and students of the Bradley community. The feasibility study began in August 2022 and was completed in FY 2022-23. The FY 2023-24 and FY 2024-25 project budget was based on preliminary construction estimates conducted during the feasibility stage including real estate acquisition, design, permitting and construction. The FY 2025-26 budget would continue construction implementation. The New Bradley Branch Library Feasibility Study & Future Development project was previously reported in the CIP.

**Total FY 2025-26 Budget: \$112,251**  
**Est. Project Completion Date: 6/30/2026**  
**Total Project Budget: \$5,639,116**

#### **Capital Improvement Project Administration:**

The Capital Improvement Project Administration funds investigative reviews and analyses of potential projects and special requests initiated by the County Administrative Office or the Board. Additionally, it funds the annual update to the CIP five-year plan.

**Total FY 2025-26 Budget: \$225,000**  
**Est. Project Completion Date: 6/30/2026**  
**Total Project Budget: \$225,000**

#### **Carmel River Floodplain Restoration and Environmental Enhancement (CRFREE):**

The Carmel River Floodplain Restoration and Environmental Enhancement (CRFREE) Project is a comprehensive effort to improve flood control and restore native riparian habitat, floodplain habitat, and hydrologic function to a portion of the lower floodplain along the Carmel River. Key aspects include: 1) Creating notches in the levees

along the south bank of the lower Carmel River, 2) Restoring the south lower Carmel River floodplain, and 3) Building a causeway (overflow bridge to allow for flood flows to access the flood plain on the west side) under Highway 1, connecting the south lower Carmel River floodplain with the south arm of the Carmel Lagoon. The project is funded through the following grant programs: Wildlife Conservation Board, National Fish and Wildlife Foundation, Department of Water Resources – Flood Corridor Program (including through the Big Sur Land Trust), Coastal Flood and Urban Streams grant programs, California State Coastal Conservancy, Integrated Regional Water Management, MPRPD, Caltrans, and the joint Federal Emergency Management Agency/ California Office of Emergency Services Hazard Mitigation Grant Program.

**Total FY 2025-26 Budget: \$15,165,941**  
**Est. Project Completion Date: 6/30/2028**  
**Total Project Budget: \$58,357,462**

#### **County Service Area/County Sanitation District – American Rescue Plan Act Projects:**

American Rescue Plan Act (ARPA) funds will be utilized for sewer and water infrastructure for various County Service Areas (CSA) and County Sanitation Districts (CSD). Several of the CSAs/CSDs serve disadvantaged communities, and over time, the ability for these areas and districts to fund the ongoing sewer and water infrastructure needs, maintenance, and/or replacement has proved challenging. The ARPA funds will allow for infrastructure repairs in four districts and one area including CSDs in Pajaro, Boronda and San Jerardo, and the community of Chualar CSA. The FY 2025-26 budget would continue utilizing ARPA funding for these systems, allowing the County to provide drinking water and more reliable sanitation systems and facilities for community residents.

**Total FY 2025-26 Budget: \$200,000**  
**Est. Project Completion Date: 12/31/2026**  
**Total Project Budget: \$4,100,000**

#### **Development of County Property – Church and Gabilan Streets:**

The Development of County Property – Church and Gabilan Streets project is on county-owned property in the City of Salinas. The plan is to construct a parking structure for city, county, and court employees and public use. The City of Salinas and the County would fund the project jointly, thereby addressing the deficit of off-street parking identified in the original Environmental Impact Report for the Government Center campus.

**Total FY 2025-26 Budget: \$250,000**  
**Est. Project Completion Date: 6/30/2026**  
**Total Project Budget: \$34,465,170**

#### **Elections Office Security Upgrades:**

The Elections Office Security Upgrades project will provide tenant improvements at the Elections Department (1441 Schilling Place, Salinas). The FY 2025-26 budget would fund the installation of security windows and the modification of counter-tops to accommodate new transaction trays at the reception/lobby area.

**Total FY 2025-26 Budget: \$100,500**  
**Est. Project Completion Date: 6/30/2026**  
**Total Project Budget: \$268,000**

#### **Health Department – Water Intrusion Project:**

The Health Department – Water Intrusion Projects repairs the ongoing water intrusion during heavy rains. In October 2009, the Health Department at 1270 Natividad Road was commissioned and today



serves as the department's headquarters, housing over 200 employees. On December 2, 2019, heavy rains penetrated through the stucco walls into the building's interior, causing significant displacement of staff and an emergency response to dehumidify the structure in several areas to improve health and safety. Work on the project is mostly complete, with the FY 2025-26 budget to cover any closeout costs.

**Total FY 2025-26 Budget: \$250,000**  
**Est. Project Completion Date: 6/30/2026**  
**Total Project Budget: \$5,118,401**

#### **King City Courthouse Parking Lot Repaving:**

The King City Courthouse Parking Lot Repaving project would repave and restripe the parking lot at the King City Courthouse, located at 250 Franciscan Way in King City. The Sheriff's Office, District Attorney, and Court occupy the building and serve the public. A placeholder for other costs has been added to the project for potential electric vehicle charging stations at the parking lot. The FY 2025-26 budget is primarily for the excavation, irrigation underground, subgrade, concrete and paving of the entry parking lot and completion of paving previously started on the front parking lot.

**Total FY 2025-26 Budget: \$552,612**  
**Est. Project Completion Date: 6/30/2026**  
**Total Project Budget: \$3,339,753**

#### **Lake San Antonio Water System Compliance:**

The Lake San Antonio (LSA) Water System Compliance project would allow PWFP to implement minor improvements to the outdated water treatment plan at LSA South Shore. The project includes additional upgrades to improve the water quality and treatment/distribution systems drastically. The outdated treatment system has not met turbidity standards since 2015, requiring PWFP to provide notifications to the public to continue services. The FY 2025-26 budget would fund the minor improvements.

**Total FY 2025-26 Budget: \$75,000**  
**Est. Project Completion Date: 6/30/2026**  
**Total Project Budget: \$275,000**

#### **Monterey County Solar Project:**

The Monterey County Solar Project will consist of solar carport and rooftop arrays of the following sizes in direct current power: 543 kilowatts (kW) at the Government Centers at 168 and 142 West Alisal Street, offsetting approximately 26% of annual electricity consumption, and 448 kW at the Information Technology Department building at 1590 Moffett Street, offsetting approximately 72% of electricity consumption. The electricity offset would reduce the County's greenhouse gas emissions by 632 metric tons of carbon dioxide equivalent over the project's first year of operation. The systems must include the installation of electric vehicle charging stations to comply with code requirements.

**Total FY 2025-26 Budget: \$5,788,531**  
**Est. Project Completion Date: 6/30/2026**  
**Total Project Budget: \$8,806,635**

#### **Parks – American Rescue Plan Act Projects:**

The Parks – American Rescue Plan Act (ARPA) Projects designate a portion of the County's ARPA funding to water and sewer system improvement projects in the County parks system (Toro, Royal Oaks, Manzanita, Jacks Peak, Lake San Antonio, and Lake Nacimiento). Funds are distributed between the parks based on initial project cost estimates. Many existing systems experience regular breakdowns. This funding will allow the County to provide drinking water and more reliable sanitation systems and facilities for park visitors. Specifically, the FY 2025-26 budget would help fund an irrigation system at Toro Park, water system upgrades at Lake San Antonio, and

preliminary design of a centralized water treatment system at Laguna Seca Raceway.

**Total FY 2025-26 Budget: \$1,000,000**  
**Est. Project Completion Date: 12/31/2026**  
**Total Project Budget: \$7,656,221**

#### **Public Defender Security Upgrades:**

The Public Defender Security Upgrades project will replace the glass in the Office of the Public Defender lobby, from the top of the counter to the ceiling in the reception area, with ballistic glazed glass. The FY 2015-26 budget would fund the replacement of the glass divider, increasing the safety of county employees and the public when conducting business.

**Total FY 2025-26 Budget: \$86,717**  
**Est. Project Completion Date: 6/30/2026**  
**Total Project Budget: \$201,292**

#### **Seaside Community Benefits Office:**

The Seaside Community Benefits Office project is to program and design a new/updated facility for the Department of Social Services (DSS) Community Benefits Branch (CB). The location is proposed as a multi-service facility with space for other DSS programs, the Library, and community partner functions, offering an authentic one-stop experience. Programming is underway to determine feasibility and potential costs for this project. The FY 2025-26 budget would include environmental and traffic studies, as well as design and permitting.

**Total FY 2025-26 Budget: \$1,814,852**  
**Est. Project Completion Date: 6/30/2028**  
**Total Project Budget: \$112,362,324**

#### **Women's Shelter Building Repairs & Kitchen Upgrades:**

The Women's Shelter Building Repairs & Kitchen Upgrades project would address repair and renovation needs. The facility houses women and children impacted by domestic violence and/or homelessness. The improvements include replacement of worn stove/oven burners, kitchen sinks/cabinetry, and upgrading cold storage with two added commercial refrigerators for clients to store food. Other improvements include electrical panel upgrades; water heater and furnace replacement; fire alarm upgrades; upgrade restroom partition stalls, sinks, showers, and water damage repair; replace old, cracked flooring throughout building; repair/upgrade HVAC system; seal and repaint cracks in stucco; new landscaping in backyard to provide children an outside play area; landscaping; resurface and stripe parking lot.

**Total FY 2025-26 Budget: \$2,118,000**  
**Est. Project Completion Date: 6/30/2026**  
**Total Project Budget: \$3,276,948**

#### **Youth Center Tenant Improvements:**

The Youth Center Tenant Improvements Project addresses facility compliance with the Americans with Disabilities Act/California Building Code (CBC) – Chapter 11-B and the Fire Code. Tenant improvements would allow for the reconfiguration of space to meet best practices for operations and the separation of youth populations in the facility. The project renovates the approximately 12,000 square-foot housing units. New fire walls will compartmentalize the housing units in compliance with square footage requirements.

**Total FY 2025-26 Budget: \$200,000**  
**Est. Project Completion Date: 6/30/2026**  
**Total Project Budget: \$268,000**

## Fund 1930:

### Natividad Medical Center Capital Projects

The FY 2025-26 Recommended Budget for Fund 1930 Natividad Medical Center (NMC) includes the following:

Project Title	Project Budget FY 2025-26
Refresh of Med Surg	6,500,000
Fire Alarm Campus Wide	1,200,000
Information and Security Compliance	160,000
Furniture for Patient Areas & Ergo Equipment	317,000
General IT Equipment Replacement	429,000
IT Cabling	100,000
Patient Queuing System	136,000
Asset Management Tracking System	511,000
Contracts Management System	150,000
JOC Facilities Project	202,900
Fund 1930 Total:	9,705,900

#### Natividad Refresh of Med Surg:

The Natividad Refresh of Med Surg project includes a comprehensive remodel of the Medical Surgical Unit. The project allows for new paint, flooring, bathroom tile, and casework improvements in the patient rooms. The area has not been modernized since it was constructed in 1999. This project will involve several smaller projects aimed at refurbishing specific areas primarily focused on furniture replacement (patient, visitor, and staff areas), and collectively refurbishing other areas considered small projects.

**Total FY 2025-26 Budget: \$6,500,000**  
**Est. Project Completion Date: 12/31/2026**  
**Total Project Budget: \$8,000,000**

#### Fire Alarm Campus Wide:

The Fire Alarm Campus Wide project will replace fire alarms identified on Kitchell report as end-of-life. The report noted inherent problems had begun with a 20-year-old system, including electronic glitches that trigger an alarm, but are unable to record why; devices becoming more difficult to find, so when a duct detector fails, weeks will lapse before another one can be located.

**Total FY 2025-26 Budget: \$1,200,000**  
**Est. Project Completion Date: 6/30/2026**  
**Total Project Budget: \$1,200,000**

#### Information and Security Compliance:

The Information and Security Compliance project, through the purchase of software and other tools, reduces the potential impacts of unmanaged IT on system availability. These enhancements improve patient care delivery, financial sustainability, and hospital confidence. Ongoing investments in Information Security will maintain system and data protection and keep technology up to date to address new emerging threats. This is a Health Insurance Portability and Accountability Act (HIPAA) mandate compliance requirement and safeguards healthcare best practice standards.

**Total FY 2025-26 Budget: \$160,000**  
**Est. Project Completion Date: 6/30/2026**  
**Total Project Budget: \$160,000**

#### Furniture for Patient Areas & Ergo Equipment:

The Furniture for Patient Areas & Ergo Equipment project replaces equipment and furniture within the hospital nearing end of life due to its rapid decline in reliability. The FY 2025-26 budget would fund these replacements.

**Total FY 2025-26 Budget: \$317,000**  
**Est. Project Completion Date: 6/30/2026**  
**Total Project Budget: \$317,000**

#### General IT Equipment Replacement:

The General IT Equipment Replacement project replaces and updates end-of-life equipment across NMC, including computers, laptops, printers, scanners, etc. The FY 2025-26 budget would fund equipment replacement to ensure staff have the appropriate equipment to provide and sustain the best patient care.

**Total FY 2025-26 Budget: \$429,000**  
**Est. Project Completion Date: 6/30/2026**  
**Total Project Budget: \$429,000**

#### IT Cabling:

The IT Cabling project adds low-voltage IT cabling to support various hospital capital projects. The wiring is an operational requirement for connecting and networking computers, phones, systems and sensors.

**Total FY 2025-26 Budget: \$100,000**  
**Est. Project Completion Date: 6/30/2026**  
**Total Project Budget: \$100,000**

#### Patient Queuing System:

The Patient Queuing System project would fund an electronic queue management system to help the hospital's clinics and ancillary services safely and efficiently manage patient flow through real-time dashboards and business intelligence capabilities.

**Total FY 2025-26 Budget: \$136,000**  
**Est. Project Completion Date: 6/30/2026**  
**Total Project Budget: \$136,000**

#### Asset Management Tracking System:

The Asset Management Tracking System would fund an in-house tracking/locating system to find rented and/or purchased medical equipment. The FY 2025-26 budget would implement a new management system to track all NMC's assets.

**Total FY 2025-26 Budget: \$511,000**  
**Est. Project Completion Date: 6/30/2026**  
**Total Project Budget: \$511,000**

#### Contracts Management System:

The Contracts Management System project would fund an upgrade to the contracts tracking process by securing a robust contract management system with reporting capabilities, templates, and possibly an electronic Request for Proposals module. The FY 2025-26 budget would acquire a web-based system as a replacement.

**Total FY 2025-26 Budget: \$150,000**  
**Est. Project Completion Date: 6/30/2026**  
**Total Project Budget: \$150,000**

**JOC Facilities Project:**

The JOC Facilities Project is a combination of various repair projects under \$100,000. The FY 2025-26 budget would fund these projects, including electric vehicle chargers, ADA-accessible sidewalks and stair door replacements, campus-wide chemistry sample automation, morgue lifts, walk-off mats, etc.

**Total FY 2025-26 Budget: \$202,900**

**Est. Project Completion Date: 6/30/2026**

**Total Project Budget: \$202,900**



This page intentionally left blank.

---

# Debt Management Policy

---

## Section 1 – Introduction

The purpose of the County of Monterey (the “County”) Debt Management Policy (the “Policy”) is to ensure sound and uniform practices for issuing and managing debt. The County recognizes that it may need to enter into debt obligations to finance projects and to meet fiscal responsibilities. Accordingly, this Debt Management Policy confirms the commitment of the Board of Supervisors (the “Board”), staff, advisors and other decision makers to adhere to sound financial management practices.

The County's Comprehensive Annual Financial Report lists a number of legally separate organizations (“component units”) for which the Board is financially accountable. This Policy informs the actions of these component units to ensure a uniform approach to the issuance of debt.

The procedures set forth herein shall be followed in connection with all proposed offerings of bonds, notes, or other debt instrument financings authorized by the County, and any other entity for which the Board, or other County agency, is the governing body. The Board adopted a Public Financing Policy (“Debt Management Policy”) on May 19, 1998 which incorporated as an addendum the Mello-Roos Community Facilities District Financing Policy, previously adopted by the board on March 25, 1991. Revising resolutions were approved: on October 8, 2002 to address statutory changes and to more appropriately provide financial protection to the County for issuance of Mello-Roos debt; August 16, 2005 to add Certificates of Participation to General Obligation Bonds for purposes of calculating debt ceilings; on July 11, 2006 to establish the Capital Improvement Plan and Committee, and on April 21, 2008 to further amend policies, and on February 14, 2012 to delete reference to the Debt Advisory Committee (DAC). Those amendments and original policy are modified and restated herein. This revised policy as of July 25, 2017 ensures the County’s compliance with requirements pursuant to California Senate Bill 1029, which amended Section 8855 of the California Government Code and became effective in January 2017. Such requirements pertain to how the policy’s goals relate to the County’s planning goals, capital improvement program, and overall objectives. The updated policy herein also contains new language to ensure the County’s ongoing diligence with respect to financial disclosure, monitoring, and recordkeeping.

The proper utilization of debt is a major financing tool of the County – supplementing and/or leveraging other sources of financing such as allowed taxation, fees for services, fines and grants. Costs versus benefits/risks of borrowing will be a major consideration when evaluating each proposed use of debt as a source of financing specific county needs.

Debt is utilized by the County to address County-wide business needs and Board of Supervisor goals and objectives, and when it is determined to be the most prudent and cost-effective method for meeting general or specific needs and service requirements. Debt proposals must be closely coordinated with the county’s capital and operating budget processes and must consider the impact of the proposed debt issue on the county’s credit rating and total debt burden, as well as long-term goals, objectives and financial forecasts. Repayment of borrowed funds is of paramount concern to the County. Proper structuring and continued management of county debt is critical.

### 1.1 Policy Objectives

The Policy objectives are as follows:

- Establish a systematic and prudent approach to debt issuance and debt management.
- Ensure access to debt capital markets and direct purchase investors (private placement providers) through prudent and flexible policies.
- Define specific limits or acceptable ranges for general fund supported debt and pension obligation debt.

### 1.2 Scope

This Policy governs the issuance and management of all debt and lease financing activity by County entities and component units. The debt policies and practices of the County are subject to and limited by applicable provisions of state and federal law and to prudent debt management principles.

The County uses financing techniques prescribed under existing law for projects that require financing beyond the current fiscal year. These techniques can include, but are not limited to, certificates of participation, lease-back arrangements, and revenue and assessment bonds.

## Section 2 – Debt Advisory Committee

The Debt Advisory Committee (DAC) shall be reestablished, consisting of the Auditor-Controller, Treasurer-Tax Collector, and County Administrative Officer, or their designees, for the purpose of reviewing and advising the Budget Committee, Capital Improvements Committee, and the Board regarding proposed and existing debt issues in which the Monterey, or other entity for which the Board is the governing body, has complete or limited obligation for debt repayment. Such debt issues include, but are not limited to General Obligation Bonds, Revenue Bonds, Certificates of Participation (COPs), Tax Allocation Bonds, Special Assessment Bonds, Revenue Securitizations, Judgment Obligation Bonds, Conduit Debt, Mark-Roos and Mello-Roos financings, Tax and Revenue Anticipation Notes (TRANs), and other short term financings. The DAC may utilize the services of an independent municipal advisor when analyzing the proposed financing.

The Auditor-Controller or his or her alternate will chair the DAC. The Treasurer-Tax Collector or his or her alternate will act as the vice chair. The chair shall be responsible for providing the functions of a recording secretary if the DAC deems such services to be necessary.

### 2.1 DAC Responsibilities

The DAC shall meet to consider County public financing proposals, refunding opportunities, or other debt management issues. A Debt Action Request (DAR) will be presented to the DAC by the County Administrative Office summarizing the action(s) requested (i.e., proposed financings, refunding opportunities, material events disclosure requirements, arbitrage issues, recommendations, policy, and other matters), all pertinent information surrounding the request, analysis, findings, and justification for a recommended course of action.

The DAC will consider and discuss the DAR and any additional relevant information required to make an informed decision. This may include seeking input and analysis from other internal and/or external resources, as deemed appropriate. The DAC will approve, modify, or deny the DAR, as determined by the DAC to be in the best interests of the County. If the DAC approves or modifies the DAR, the County Administrative Office will be responsible for implementation of requested action(s). If the DAC advises denial of the request, a written explanation of the Committee's reasoning will be provided to the requesting agency, committee, or department by the County Administrative Office within 10 days of the meeting, or as determined to be an appropriate and reasonable timeframe based on the requesting entity and purpose of the request.

For each individual issue, the DAC will analyze the current market conditions, benefits to be derived from the financing, potential risks, debt service burdens, revenue streams, sector expertise, cost of issuance, statutory restraints, current and projected market conditions, and other factors to determine debt structure, the method of sale, the financing team composition, term, use of credit enhancement, and method of awarding contracts.

### **Section 3 – Issuance of Approval Process**

The approved Monterey County Capital Improvement Plan (CIP) and other Board approved or referred projects are the primary foundation for debt financing consideration for County serviceable debt. Debt proposals may originate from the Board, the Budget Committee, the issuing agency, and/or the recommending department. Debt for projects not eligible as a CIP project (non-recurring, less than \$100,000, and/or useful life of less than five years) may be recommended by the agency or department proposing such issuance. A department, agency, or committee proposing a debt issue will submit a written report (in Board report format) to the County Administrative Officer, or designee, fully describing the proposed project, which specifically addresses the following:

- Purpose and feasibility of the proposed project.
- Public benefit derived from the project.
- Available project financing sources and alternatives (grants, etc.).
- Estimated total costs of the project (excluding cost of financing).
- Estimated timeline for completion of the project.
- Estimated additional ongoing operational costs resulting from the project.
- Appropriate revenue streams available for debt service.
- Proposed collateral to be pledged.
- Estimated total General Fund impact from debt service requirements and changed operational costs.

A DAR will be presented by the County Administrative Officer, or designee, for DAC review. DAC's review, findings, and recommendations will be presented to the Budget Committee for consideration and, if appropriate, referral for full Board consideration for approval to engage the financing team of external finance professionals. The County Administrative Office will be responsible for presentation, in coordination with the proposing department, agency, or committee.

#### **3.1 Standards of Debt Financing**

The County will minimize the level of direct debt by incurring debt only in those cases where public policy, public interest and/or economic efficiency favor debt over cash financing or grant funding. In addition, the County shall use self-supporting (debt-service neutral or better) debt when possible.

The County in most cases will issue debt to finance capital projects. Other possible reasons to issue debt include (but are not limited to) refinancing unfunded pension liabilities, allowing the County to cover periods of temporary cash shortfalls, refinancing bonds, and paying obligations imposed by law. Except to alleviate cash-flow timing issues within a fiscal year, the County will avoid using debt to finance reoccurring operating expenses. All debt issuance will fall within the limits permitted by the California Constitution and state law.

### **Section 4 – General Debt Policies**

#### **4.1 Purpose of Debt**

There are two basic types of debt: new money financings and refunding financings.

##### **4.1.1 New Money Financings**

The County may issue long-term debt to generate funding for capital projects. Short-term debt may be issued to generate funding for cash flow needs.

##### **4.1.2 Refunding Financings**

Refunding bonds are issued to retire all or a portion of an outstanding bond issue or other debt. Such bonds can be used to achieve present value savings on debt service, to modify interest rate risk, or to restructure the payment schedule, type of debt instrument used, or covenants of existing debt. The County must analyze each refunding bond on a present value basis to evaluate the economic effects. Policies on the administration of refunding bonds are detailed in Section 4.13 "Debt Refunding."

#### **4.2 Use of Debt**

Debt should be used when it is in the best overall interest of the County, including appropriate short-term borrowings and financing of certain assets with substantial useful and economic lives. The term of the debt must not exceed the useful life of the financed asset and, ideally, it should match or have a duration of less than the useful life of the asset.

Debt may be issued to finance needed equipment, facilities or infrastructure identified by the Capital Improvement Committee or adopted County Budget.

Debt may be issued to fund short-term operating and/or cash flow needs of the County, but must be repaid within 13 months from date of issuance. Debt may be issued for refunding existing debt when a reasonable overall net savings can be realized.

#### **4.3 Legal Limitations**

All debt issued by the County shall be in compliance with all pertinent State and federal statutes and in compliance with all regulations promulgated by agencies that maintain jurisdiction over debt issuance. All debt issues by the County shall conform to the provisions of this policy, unless waived by the Board. The Board, by resolution dated August 16, 2005, extended the General Obligation bond debt ceiling of 1.25% of countywide assessed value to include COPs financings.

#### **4.4 Bond Proceeds**

The use of proceeds from long-term financings will be limited to the uses authorized by law and allowed by the provisions of the particular debt issue. Generally, these limitations will allow for paying costs of planning, design, land, construction or acquisition of buildings, permanent structures, attached fixtures and/or equipment, movable furniture and equipment, and the costs of planning and issuing the debt.

The uses of short term financing will include funding the County's cash flow deficit in anticipation of tax and revenue receipts.

Proceeds of debt will be held either (a) by a third-party trustee, which will disburse such proceeds to the issuer upon the submission of one or more written requisitions, or (b) by the issuer, to be held and accounted for in a separate fund or account, the expenditure of which will be carefully documented by the County.

#### **4.5 Avoiding Negative Impact on General Fund**

Expenditures and investment transactions related to borrowings for funds other than the County's General Fund shall be structured to eliminate, to the maximum extent possible, direct and or indirect negative impacts on the General Fund. Interim funding for project expenditures shall be established and financed from proceeds of borrowings (or other appropriate sources) to avoid delays in draw-downs or reimbursements which would have the effect of reducing General Fund interest earnings.

#### **4.6 Debt Issue Size**

The amount of any financing should be held to a minimum, taking into consideration any available existing funds to partially finance project costs. Reasonable revenue coverage will be required for all issues. Bond reserve funds and capitalized interest should generally be minimized or eliminated to reduce borrowing size, unless it is in the County's best interest to do otherwise, or if such funds are required as a function of law, regulation, or market conditions. Debt will only be issued to cover authorized costs as indicated in the preceding section on Bond Proceeds. Generally, debt will only be issued upon receipt of acceptable and reliable project construction bids. In certain situations, reliable estimates may be the basis for debt issuance.

#### **4.7 Debt Level/ Affordability Targets**

The County shall establish an affordable level of debt to preserve credit quality and ensure financial stability. As such, aggregate General Fund lease debt service should not fall more than within a range of four to six percent (4%-6%) of General Fund expenditures. The County shall maintain a debt affordability model with ratios recalculated at the time of a new debt issue. The DAC and the Board will be notified if any new issuance would cause the ratio to exceed the threshold. Both DAC and Board approval would be required before the County is allowed to exceed the ratio threshold.

A component unit may be allowed to exceed the above target ratio if the unit generates user fees through a business-type activity. The component unit must, however, repay the debt with money generated by user fees or other dedicated revenue sources.

The above target ratio does not include the County's pension and retiree health care unfunded actuarial accrued liabilities (UAAL), which itself is a form of "debt" owed to retirement plan members.

#### **4.8 Tax Status**

It is the County's policy to issue tax-exempt obligations and to avoid taxable status on County borrowings unless it is determined that taxable status would be in the best interest of the County. Generally, tax- exempt bond issues are subject to IRS arbitrage rebate requirements. These requirements specify that any profit or arbitrage be rebated to the federal government. Rebate computations are typically required every five (5) years and upon final redemption or maturity of the bonds. Any excess earnings are required to be rebated to the federal government. As primarily a tax-exempt borrower, the County will comply with applicable IRS regulations and provisions including arbitrage rebate calculations, rebate of arbitrage profits, and any necessary tax filings.

#### **4.9 Taxpayer Equity**

If a debt issuance is to be financed by General Fund revenues, the proposing department must demonstrate a benefit to a significantly large proportion of the County's property taxpayers. If the project would primarily serve a definable group of taxpayers, the obligation to repay the debt should be borne by that group of taxpayers, when feasible. In certain instances, the Board may determine that exceptions to this general guideline would be in the best interests of the County.

#### **4.10 Authorized Method of Sale**

The County's goal is to protect the public's interest by obtaining the lowest possible interest cost. To obtain this goal, the County may use a competitive, negotiated, limited-competitive (hybrid) or private placement method of sale. The appropriate method should be determined on a case-by-case basis.

Before selecting a method of sale for public offerings, the financing team shall take into consideration the current market, the issuer's characteristics, and the proposed bond structure. Market considerations will focus on the supply and demand of competing issuances. Issuer characteristic considerations will include market familiarity, credit strength, and policy goals. Bond structure considerations will include the type of debt instrument, issue size, structure, and timing.

Determination of whether to sell bonds under a competitive bid or a negotiated sale will depend on many factors, including the market environment,



timing considerations, structure of financing, and the type of bond or other financing instrument. For certain types of debt instruments and financing structures, competitive sale is generally the method by which the County can obtain the lowest interest cost, and is required for specified types of debt issues. However, in some circumstances, competitive sale may not be feasible or practical, and in some situations, the use of negotiated sales may provide a more favorable financial outcome. Thus, the method of sale must be analyzed by the County, and if used, the municipal advisor, prior to any debt issue. Private placement may be used for any debt issue structured specifically for one purchaser, typically, a bank, insurance company, broker dealer, or leasing company. Financial analysis and professional concurrence must precede any private placement issue.

#### **4.10.1 Competitive Sale**

In a competitive sale, competing underwriters deliver sealed bids to the County, at the time and place specified in the Official Notice of Sale. The County selects the underwriter offering the best terms at the time. Bids will be awarded on a True Interest Cost (TIC) basis, providing other bidding requirements are satisfied. TIC is a method of calculating bids for new issues that takes into consideration certain costs of issuance and the time value of money. In such instances where the County Administrative Office deems the bids received unsatisfactory, the County Administrative Office may enter negotiations for sale of the securities or reject all bids. The Official Notice of Sale will be carefully constructed to ensure the best possible bid for the bonds, in light of existing market conditions and other prevailing factors

#### **4.10.2 Negotiated Sale**

A negotiated sale is a sale of bonds whereby the terms and price are negotiated by the County and the municipal advisor through an exclusive agreement with a previously selected underwriter and/or underwriting syndicate. In many cases, County debt is issued via a negotiated process, which provides the County control over the financing structure, the issuance timing and flexibility of distribution.

#### **4.11 Debt Credit Rating**

The County seeks to maintain and, if possible, improve its current long and short-term debt ratings to enhance the County's reputation within the financial community and to minimize borrowing costs. Emphasis should be placed on protecting the General Fund and enhancing the County's financial condition. Further, the County will maintain good communication with the bond rating agencies and keep them apprised about the County's financial condition through provision of relevant reports and documents.

The County may solicit a credit rating review at its discretion, typically done in the context of a bond transaction. It is the County's policy to solicit ratings from Nationally Recognized Statistical Ratings Organizations (NRSRO) for its debt issues, including Fitch Ratings, Moody's Investor Services, and Standard & Poor's. A single credit rating may be utilized if/when it is financially advantageous to do so and upon advice from the County's municipal advisor, or/and underwriter.

#### **4.12 No Public Financing for the Purpose of Arbitrage**

The County shall be prohibited from issuing arbitrage bonds. Permitted investment of proceeds must be clearly defined prior to each issuance. Planning, contract, and construction delays must be managed to assure compliance with the various exceptions afforded by the Internal Revenue Service (IRS) concerning arbitrage, such as the 6-month, 18-month, 3-year and 5-year exceptions, when applicable.

#### **4.13 Debt Refunding**

The County is responsible for acting upon refunding opportunities that offer significant savings over the maintenance of existing debt. Periodically, the County will analyze and evaluate debt repayment opportunities based on current market conditions. Additionally, the County may request or receive analysis of an opportunity to refund existing debt from a municipal advisor or other municipal financial market participant. The County will consider such opportunities and evaluate the economic benefit they may present.

Outstanding debt issues may be refunded, if permissible by federal tax law and the terms of the debt instrument, if refunding results in an acceptable level of debt service savings. Other structural aspects are to be determined by the DAC, municipal advisor or/and underwriter.

As defined for federal tax law purposes, the County may issue current or advance refunding bonds when advantageous, legally permissible, prudent, and when the aggregate net present value savings (expressed as a percentage of the par amount of the refunding bonds) equal or exceed three percent (3%). Refunding's of current debt shall be made only if recommended by the DAC and the County Admirative Office, and approved by the Board. Refundings that produce negative savings will not be considered, unless there is a compelling public policy objective.

Within federal tax law constraints, a refunding will be considered if and when there is a net economic benefit or if it is imperative in order to modernize covenants essential to operations and management. A current refunding provides that all proceeds (aside from expenses and reserve fund, if required) are used to extinguish existing debt at a savings to the County in the overall repayment costs. Managers of existing projects may request refundings for the purpose of taking advantage of more favorable economic conditions and lower market interest rates, restructuring the principal and debt service payments, or eliminating burdensome covenants with bondholders. Advance refundings used to refinance outstanding debt before the date the outstanding debt becomes due or callable. Proceeds of advance refunding bonds are placed into an escrow account with a fiduciary agent and used to pay interest and principal on the refunded bonds until final redemption at their maturity or call date.

The financial advantages of a refunding must outweigh the costs and risks of reissuing bonds. The request for refunding will be assessed with competing new capital projects requiring financing. In no event will the maturity date of the refunding issue exceed the original maturity date of the refunded debt.

Savings requirements for current or advance refunding undertaken to restructure debt may be waived at the recommendation of the County Administrative Office, in consultation with the municipal advisor, with DAC and Board approval, upon a finding that such a restructuring is in the County's overall best financial interest.

#### **4.14 Primary and Continuing Disclosure**

Primary disclosure shall include the preliminary official statement (POS) and the official statement (OS), which shall be prepared in a manner consistent with applicable securities laws and the Government Finance Officers Association (GFOA) guidelines. In connection with a debt issuance,



the County may undertake to provide continuing disclosure in order to enable the underwriters of such debt to comply with the requirements of Securities and Exchange Commission (SEC) rule 15c2-12. Disclosure certifications shall be acknowledged by the Office of the Auditor-Controller who shall be responsible for the County's continuing disclosure undertakings.

After entering a Continuing Disclosure undertaking (i.e., a contract), the County shall comply with the terms of such undertaking. Not only must all filings be made in a timely manner, if for any reason there is a failure to make a timely filing, such failure also must be disclosed (and could reflect negatively on the County). The Office of the Auditor-Controller will take all reasonable steps to ensure that the County files timely annual reports and "listed event" (there are currently 15 such events) notices with the Municipal Securities Rulemaking Board's (MSRB's) Electronic Municipal Market Access system (EMMA), and that all such filings are (i) complete and accurate under the law and (ii) clear, concise and readable for the investing community.

The County may also (i) select certain staff members to be the County's "disclosure team" that, with the County Administrative Office, develops and employs disclosure practices and procedures that are effective, reasonable and defensible and (ii) engage with an external disclosure counsel to provide additional guidance and training. The County may also from time to time evaluate using the services of a dissemination agent, such as the County's municipal advisor or Digital Assurance Certification, LLC, or some other third-party entity to assist with compliance.

#### **4.15 Investment of Bond Proceeds**

Bond proceeds shall be invested as permitted by the instrument pursuant to which the bonds are issued and pursuant to the County's investment policies. The County Administrative Office will determine the investment structure reasonably expected to produce the results which are in the best interest of the County as it relates to the issue. Bond proceed investment can be managed by the County Treasury, Guaranteed Investment Contracts, or outside investment managers within the scope allowed by the instrument pursuant to which the bonds are issued.

#### **4.16 Timing of Debt Issuance**

Debt should be issued to correlate with the need for funds. For long-term projects, issuance should only occur when there is a verifiable need and reasonable expectation of compliance with statutes.

#### **4.17 Expenditure of Bond Proceeds**

Any new construction or project acquisition monies raised through debt issuance will adhere to the specific "Use of Proceeds" disclosures provided in the instrument pursuant to which the bonds are issued and any statutory requirements.

Annually, the Office of the Auditor-Controller shall submit a report to the California Debt and Investment Advisory Commission (CDIAC). The annual report will cover the period July 1, to June 30, inclusive and shall be submitted no later than seven months after the end of the reporting period by any method approved by CDIAC. The annual report shall, among other things, include the use of proceeds of issued debt during the reporting period, including the following:

1. Debt proceeds available at the beginning of the reporting period.
2. Proceeds spent during the reporting period and the purposes for which it was spent.
3. Debt proceeds remaining at the end of the reporting period.

#### **4.18 Arm's Length Transactions**

The County will endeavor to have "Arm's Length Transactions," in which the buyers (underwriters) of the debt have no relationship with the County. For Arm's Length Transactions, the County and the buyer are both acting in their own self-interest and are not subject to any pressure or duress from the other party.

#### **4.19 Records Retention**

Documentation relating to each particular financing will be retained for the term of the financing plus three years, including all refundings. Storage may be in hard copy or electronic format.

### **Section 5 – External Finance Professionals**

The County Administrative Office will be responsible for dissemination of requests for proposal (RFP), at least every three (3) years, to establish pre-approved lists of financing professionals from which issue specific teams will be selected. The County Administrative Office will assemble issue specific teams based on factors, including but not limited to, experience of the firm and individuals, issue specific expertise, scope of services to be provided, financial strength, recommended strategies, industry reputation, and pricing. Awards will not be based on price alone, but instead on which combination of professionals will result in the lowest overall borrowing costs to the County.

Most financing professionals are compensated from bond proceeds upon issuance. However, legal, municipal advisory, and feasibility consultant services may require payment for hourly services regardless of whether an issue is sold. Arbitrage rebate consultants, trustees, paying agents, and custodians generally charge annual fees for services provided after issuance.

#### **5.1 External Finance Professionals**

- A. **Bond Counsel:** Prepares necessary bond resolutions, bond indentures, establishes underlying legal framework for the issuance, reviews all documentation and opines as to legalities relating to the issue.
- B. **Disclosure Counsel:** Prepares the official statement or other disclosure for a debt issue.
- C. **Tax Counsel:** Opine on tax matters associated with the offering and preparation of filings necessitated by IRS rules.
- D. **Independent Municipal Advisor(s)** (MA): May be engaged by the County, if deemed advisable or appropriate by the DAC, to

provide independent analysis to the County of proposed public financings on such terms and conditions as ratified by the Board. The County Administrative Office, subject to Board ratification, shall have the discretion to hire MAs with respect to any particular proposed public financing or more generally to provide advice with respect to the public financing needs of the County on a periodic basis. The MA, and any related entity, shall be prohibited from: (i) receiving any payments from the underwriter(s) with respect to the proposed public financing; and (ii) selling any securities or derivative products to the County during the period it is acting as MA to the County. In the event it is determined that it is not necessary or advisable for the County to hire a MA with respect to a particular proposed public financing, the County shall perform any responsibilities which might otherwise have been performed by the MA.

- E. **Feasibility Consultants:** Determine feasibility of complex debt issues as required by statute or at the County's discretion.
- F. **Underwriters:** Contractually commit to purchase and market the debt issue on negotiated sales, or may be the successful bidder(s) on competitive sales.
- G. **Underwriter's Counsel:** Selected by the underwriter to act as counsel to the underwriter on negotiated sales.
- H. **Special Tax Counsel:** Advises the County and bond counsel on tax related matters if tax counsel does not have the appropriate level of expertise. Customarily applicable to Mello Roos issuance.
- I. **Ratings Agency Analysts:** Conduct financial reviews of the County and the debt issue to assign short and/or long-term ratings and will monitor the County's financial condition for possible adjustments to the assigned rating. Subsequent reviews can be initiated by either the County or the ratings agency.
- J. **Credit Enhancement Providers:** Provide credit enhancements for debt issues including, but not limited to, insurance, liquidity facilitation, and letters of credit. Banks providing enhancement must be rated at least "A" by an NRSRO, approved by the County, and properly licensed to conduct business within the state of California. Bond insurance must be provided by nationally recognized municipal bond insurers who are rated at least "A" by an NRSRO. Contracts with credit enhancement providers should be structured, if possible, to protect the County's interests in the event of ratings downgrades, financial deterioration of the enhancement provider, and other material events likely to affect the issuance.
- K. **Arbitrage Consultants:** Calculate investment returns on bond proceeds, arbitrage rebate amounts, and prepare the associated tax returns and forms.
- L. **Trustees, Registrars, Paying Agents, and Fiscal Agents:** Banks or trust companies that provide vital corporate trust services throughout the term of the debt issue.
- M. **Investment Advisors:** Provide advice as to investment of proceeds of debt issuances in appropriate investment vehicles.

## Section 6 – Financial Disclosure, Monitoring, and Recordkeeping

To assure clear, comprehensive, and accurate financial information, the County is committed to meeting secondary disclosure requirements on a timely and comprehensive basis, cooperating fully with rating agencies, institutional and individual investors, County departments and agencies, other levels of government, and the general public. Complete and accurate disclosure supports the taxable or tax exempt status of bonds issued by the County and provides transparency regarding County finances and operations.

The County Administrative Office, Treasurer-Tax Collector, and Auditor-Controller, pursuant to their authority, shall be responsible for the following as they apply to County long-term and short-term debt issues:

- A) Providing the trustees and/or dissemination agents ongoing disclosure information for filing with the MSRB via EMMA. The County may elect to utilize the services of a dissemination agent for continuing disclosure reporting; however, the responsibility for ensuring the reports are filed timely remains with the County.
- B) Maintaining compliance with disclosure standards promulgated by State and Federal regulatory bodies.
- C) Ensuring the Comprehensive Annual Financial Report (CAFR) and continuing disclosure statements meet (at a minimum) the standards articulated by the Government Accounting Standards Board (GASB), the SEC, and Generally Accepted Accounting Principles (GAAP).
- D) Monitoring to ensure all covenants and annual continuing disclosure requirements are complied with, including requiring each County department, agency, district, or authority to notify the County Administrative Office immediately upon the occurrence of any event, specified in Rule 15c2-12 under the Securities Exchange Act of 1934, which must be filed with EMMA. Examples of such events are credit rating downgrades, major disasters, major litigation, default on existing debt, bankruptcy, etc. and for Tax and Revenue Anticipation Notes (TRANs) issuance, ensuring cash deficit requirements are met for each issuance, to meet arbitrage and rebate requirements and protect the tax-exempt status of each issuance.
- E) Submit an annual report to the CDIAC. The annual report will cover the period July 1, to June 30, inclusive and shall be submitted no later than seven months after the end of the reporting period by any method approved by CDIAC. The annual report shall consist of the following:
  - 1. Debt authorized during the reporting period, which shall include the following:
    - Debt authorized at the beginning of the reporting period.
    - Debt authorized and issued during the reporting period.
    - Debt authorized but not issued at the end of the reporting period.

- Debt authority that has lapsed during the reporting period.
  - 2. Debt outstanding during the reporting period, which shall include the following:
    - Principal balance at the beginning of the reporting period.
    - Principal paid during the reporting period.
    - Principal outstanding at the end of the reporting period.
  - 3. The use of proceeds of issued debt during the reporting period, which shall include the following:
    - Debt proceeds available at the beginning of the reporting period.
    - Proceeds spent during the reporting period and the purposes for which it was spent.
    - Debt proceeds remaining at the end of the reporting period.
- F) When applicable, applying the private business use, private payment or security, and the private loan financing tests to ensure the tax-exempt bond issues are not issues of private activity bonds. Monitoring shall include:
1. Reviewing the amount of existing private use of bond-financed facilities,
  2. Identifying any new sale, lease or license, management contract, or other arrangements involving the private use of a bond-financed facility, and
  3. Promptly consulting with bond counsel as to any possible private use of a bond-financed facility and any necessary remedial action. Generally, an issuer will not loan more than five percent (5%) of the proceeds of an issue to one or more nongovernmental persons. The issuer does not expect to allow and will not allow more than ten percent (10%) of the sale proceeds and investment proceeds of the issue or of the bond-financed facility to be privately used directly or indirectly by any nongovernmental person in any trade or business, other than as a member of the general public. For purposes of the preceding sentence, “10%” is reduced to “5%” for nongovernmental use of any facility financed or refinanced from the proceeds of an issue which are disproportionate to or not related to the governmental purposes of the issue. Absent an opinion of counsel a nongovernmental person is treated as “privately using” proceeds of the issue to the extent the nongovernmental person:
    - a. borrows proceeds of the issue,
    - b. uses the bond-financed facility (e.g., as owner, lessee, service provider, operator or manager), or
    - c. acquires the output (or throughput) of the bond-financed facility.
- G) When applicable, establishing and maintaining a system of monitoring, reporting and recordkeeping to meet the arbitrage rebate compliance requirements of the federal tax code. Arbitrage in the municipal bond market is the difference in the interest paid on the tax-exempt bonds and the interest earned by investing the bond proceeds in taxable securities. If interest rates on investments are higher than the interest on the bonds, there is positive arbitrage. The tax code requires that, to the extent the investment yield exceeds the bond yield, such excess must be rebated to the federal government, subject to the exceptions discussed in paragraph 3, below. The system shall include annually:
1. Ensuring investments of proceeds comply with yield restrictions throughout their investment life;
  2. Tracking the investment earnings on bond proceeds since issuance and calculating any rebatable earnings (rebatable earnings are amounts earned from the investment of the gross bond proceeds at a yield in excess of the yield on the issue);
  3. Applying exceptions to the application of rebatable earnings for certain investments of bond proceeds [e.g., if investments were (i) during a temporary period, (ii) part of a reasonably required reserve or replacement fund, or (iii) as part of a minor portion (an amount not exceeding the lesser of 5% of the sale proceeds of the issue or \$100,000)];
  4. Remitting any rebatable earnings to the federal government no later than sixty (60) days after the end of every fifth (5th) bond year throughout the term of a bond issue. The County Administrative Office has the authority to contract with parties specializing in arbitrage/rebate calculations, if deemed necessary; and
  5. Satisfying the Arbitrage Rebate/Yield Reduction Filing Requirements-Form 8038-T or Form 8038-R, if applicable.
- H) Ensuring debt service for all existing and anticipated debt is properly budgeted and appropriated for each fiscal year and documenting any specific revenue sources for repayment.
- I) Initiating scheduled debt service payments.
- J) Reconciling bank statements for money managed by trustees.
- K) Validating all payments for construction and other debt related expenditures.
- L) Retaining all material records related to bond financings, in a combination of paper and electronic forms, including, but not limited to:
1. Records relating to the bond transaction, including documents prepared by bond counsel, audited financial statements, offering documents (including the official statements), minutes and resolutions authorizing the bond financings, appraisals, surveys, feasibility studies, documents related to government grants, publications/articles related to County bond financings, correspondence, any IRS correspondence or examinations, and arbitrage related documents and calculations;
  2. Documentation evidencing expenditure of bond proceeds;
  3. Documentation evidencing use of bond-financed property;

4. Documentation of allocation of bond proceeds to issuance costs;
  5. Copies of construction and purchase contracts, requisitions, draw schedules, draw requests, invoices, bills, and cancelled checks related to bond proceeds spent for construction or purchase of bond financed facilities;
  6. Copies of all agreements, contracts, leases, subleases, ownership documentation, and entity formation documentation;
  7. Documentation evidencing all payments and security for the bonds;
  8. An asset list or schedule of all bond-financed facilities or equipment;
  9. Depreciation schedules for bond-financed depreciable property; and
  10. The tracking of purchases and sales of bond-financed assets.
- M) Maintaining material records for as long as the bonds are outstanding plus three (3) years after the final redemption date of the bonds.
- N) Ensuring all County staff involved with debt issuance will be provided pertinent educational resources, enrolled in training/educational seminars and classes, and trained by knowledgeable staff to ensure compliance with all applicable Federal and State laws and regulations.

## **Section 7 – Types of Debt Permitted to be Issued**

The County may engage in issuance of the following types of debt when circumstances, resources, and appropriate planning suggest their need and use.

### **7.1 Short-term Debt**

- A. Bond Anticipation Notes: used to obtain interim project financing when bonds are approved but not yet issued.
- B. Grant Anticipation Notes: used to eliminate cash flow deficits associated with funding delays on State or federally funded programs.
- C. Tax and Revenue Anticipation Notes: used to eliminate cash flow deficits before receipt of taxes and other revenue in the same fiscal year.
- D. Other types of short-term debt promulgated by statute or regulatory authority that serves a beneficial public purpose (includes dry period loans).

### **7.2 Long-term Debt**

- A. General Obligation Bonds and Limited Obligation Bonds: used for acquisition and improvements of land and buildings.
- B. Special Assessment Bonds: used for facilities of local benefit to property.
- C. Tax Allocation Bonds: used for public projects within a redevelopment project area.
- D. Certificates of Participation and Lease Revenue Bonds: use unrestricted.
- E. Revenue Bonds: used for revenue producing facilities.
- F. Taxable Bonds: Required if there is a private, non-governmental purpose of financing. Used to avoid arbitrage rebate restriction on projects with anticipated completion dates beyond three (3) years after issuance.
- G. Mello-Roos Bonds: used for community facilities development.
- H. Marks-Roos Bonds: issued by a joint power authority (JPA) to provides loans to local agencies to finance public capital improvements, working capital, and insurance programs. Voter approval is not required.
- I. Pension Obligation Bonds and Other Post-Employment Benefits (OPEB) Bonds: issued to fund the obligation to pay pension benefits and other post-employment benefits.
- J. Judgment Obligation Bonds: issued to finance legal obligations resulting from litigation.
- K. Other securitizations of County revenues: issued to obtain lump sum cash from a multi-year income stream.

## **Section 8 – Permitted Structural Features**

- A. Maturity of the debt issued cannot exceed that permitted by law.
- B. Maturity of the debt shall not exceed the estimated useful life of the project being constructed or improved with the proceeds of the debt, regardless of the legally permitted final maturity.
- C. Compound interest bonds (also known as zero coupon bonds or capital appreciation bonds) are sold at a deep discount from par but do not require interest or principal payments until maturity or sinking fund dates. Subject to specific structural restrictions, they are to be used for projects that will not generate sufficient revenue to permit semi-annual debt service until some time in the future. Premium bonds are those sold at a premium over par. The premium cannot exceed that permitted by law.
- D. In most cases, annual debt service will be approximately level with semi-annual interest coupons. Non-level debt service may be utilized if the structure results in a favorable financial outcome. Annual payments may be considered for multi-participant JPA or MOU financings.
- E. A mandatory redemption feature may be used on revenue bonds to call bonds with revenues produced in excess of those required to

debt service. An optional call feature should be used on special assessment bonds to call bonds from proceeds of assessment prepayments.

- F. Credit enhancements, such as bond insurance or a letter of credit, are to be used if they result in an overall net debt service savings. In any event, credit enhancement is required for the use of Mello-Roos bonds in the County. A cost versus benefit analysis must be reviewed by the County Administrative Office to determine whether to purchase bond insurance or to issue bonds based on the stand-alone credit rating.
- G. Debt issues should be structured to be senior lien obligations; junior lien obligations are to be avoided due to the higher interest rate demanded by investors, but may be required dependent on the credit and structure of bond issuance.
- H. Derivative products such as interest rate swaps and hedges, while permissible, impose additional risks. Use of derivatives must first be analyzed by the County's MA, reviewed by the DAC, and approved by the Board.
- I. If necessary for federal tax law purposes, a reimbursement resolution should be approved by the Board for qualifying capital projects that require expenditures prior to the issuance of the debt to enable those expenditures to be reimbursed in the debt issue sizing.

## **Section 9 – Specific Permitted Features by Type of Debt**

### **9.1 General Obligation**

General obligation bonds pursuant to State law require a two-thirds majority of those voting in a local election to authorize a bond issue for a specific purpose. They may be issued to acquire, construct, and improve real property, but cannot be used to purchase equipment or for operations and maintenance. Both competitive and negotiated sales are permissible. The bonds cannot be sold at a discount from par and the interest rate cannot be higher than the statutory limit of twelve percent (12%) nor that approved by the voters. The maximum aggregate outstanding amount of general obligation bonds may not exceed 1.25% of the assessed valuation of all real and personal property in the County, except that for water conservation and flood control projects and construction of certain County roads, the maximum may increase to 3.75%. The maximum maturity cannot exceed forty (40) years, and in no event shall it exceed the useful life of the project being financed. Annual debt service shall be approximately level. If the proceeds of the debt issue are to be used for construction of a project, the issue should be sized to include a reasonable contingency factor, depending upon the certainty of the cost of the project. An optional call feature should be included, and any funds remaining after construction of the project should be used to call outstanding bonds. A debt service reserve is not required. A credit enhancement may be employed if it reduces the overall net cost of the issue.

### **9.2 Revenue Obligations**

Enterprise Revenue bonds are to be used to acquire or construct a specific project and are to be repaid solely from the revenue, or net revenue, produced by such enterprise. Bondholders are only entitled to repayment from such revenue or net revenue and have no recourse to the general fund. The net revenue coverage ratio (gross revenue less operations and maintenance cost) goal of 1.25 times annual debt service is desired. A debt service reserve equal to the highest annual debt service (limited by Tax Code to 10% or proceeds) may be dictated by the market. There is no stated maximum maturity, but in no event shall it exceed the useful life of the project being financed. Annual debt service should be approximately level unless rate increases have been implemented. If the proceeds of the debt issue are to be used for construction of a project, the issue should be sized to include a reasonable contingency factor, depending upon the certainty of the cost of the project. An optional call feature should be included, and any funds remaining after construction of the project should be used to call outstanding bonds. A credit enhancement may be employed if it reduces the overall net cost of the issue. Estimated costs of issuance may be included in sizing the issue. Capitalized interest from the dated date of the bonds to six months after the anticipated completion of the project or until revenues are sufficient to pay debt service may be included in the issue sizing, as determined by the MA and/or Debt Advisory Committee (DAC).

### **9.3 Fixed and Variable Rate Debt**

To maintain a predictable debt service burden, the County will give preference to debt that carries a fixed interest rate. An alternative to the use of fixed rate debt is floating or variable rate debt. It may be appropriate to issue short-term or long-term variable rate debt to diversify the County's debt portfolio, reduce interest costs, provide interim funding for capital projects, or improve the match of assets to liabilities.

Fixed rate debt should be considered as a primary structural tool for project financings, so that annual debt service requirements are not subject to interest rate exposure and will not vary as interest rates change. However, other forms of rate structures may be used if they result in favorable financial outcomes.

Budgetary safeguards should be in place before incurring variable rate debt, and such debt should never amount to more than twenty percent (20%) of all outstanding debt. Before incurring variable rate debt, careful consideration should be given to current market conditions and trends, including the costs and availability of Liquidity Facilities. The County's cost for administering variable rate debt should be considered when comparing fixed and variable rate debt.

Variable rate debt may be used if interest rates are high and market expectations are that rates will decline. While variable rate debt permits the County to obtain lower rates than fixed rate debt, the County is subject to interest rate risk. The frequency with which the interest rate on the debt is reset has a direct effect on the amount of interest to be paid. Variable rate debt should only be used if the County can be converted to fixed rate debt. The County will consider the use of interest rate caps on any variable rate issue.

The use of synthetic interest rate swaps may be employed if their use is determined advisable by the County's MA, reviewed by the DAC, and approved by the Board.

### **9.4 Lease-backed Debt**

COPs provide long-term financing through a lease or installment sale agreement that does not constitute indebtedness under the State constitutional debt limitation and are not subject to other statutory restrictions applicable to bonds, including interest rate limitation, election requirements, competitive sale requirements, or semiannual or fixed rate interest payment restrictions. COP debt was aggregated with General Obligation debt by Debt Management Policy

Board of Supervisor resolution on August 16, 2005 to maximize aggregate County debt 1.25% of countywide assessed value. Rental interruption, earthquake, and other insurance should be provided. COPs shall require specific noticing for public hearings to be held for any such financing.

Lease revenue bonds are like COPs because they are both based on a lease agreement and are not subject to the constitutional debt limitation. The financed project may be revenue producing or non-revenue producing. The issuer (lessor) must lease to another public entity and receive lease payments in return that are sufficient to meet the debt service on the issue. Title must revert to the issuer after the bonds are paid in full. Lease revenue bonds cannot bear an interest rate above the legal maximum.

### **9.5 Special Obligation Debt**

Assessment district debt may be levied to provide infrastructure improvements to defined communities of interest. Sizing of the issue may include engineering costs, legal and financing costs, and a debt service reserve. The ratio of land value to assessment lien must be at least 4 to 1 on a per parcel basis. As there is generally no obligation of the issuer to make up any delinquencies or defaults, it is necessary to provide a covenant to foreclose. Balloting for the assessment protest procedures must be in compliance with Proposition 218.

Tax allocation bonds may be issued by redevelopment agencies to revitalize blighted and economically depressed areas of the County and to promote economic growth. They may be structured as tax-exempt bonds or federally taxable bonds. If tax increment is the sole source of repayment, it must meet a reasonable coverage test for annual debt service. The bonds must be sold by competitive sale and cannot bear an interest rate above the legal maximum. However, the bonds can be sold to the JPA at negotiated sale. Refunding bonds can be negotiated, as can housing bonds. The issue must include capitalized interest to cover the period before sufficient incremental taxes will be realized. A professional analysis of projected tax increment is required for any tax allocation bond. The County must pursue all appropriate pass-through agreements prior to debt issuance. The County may contract with a professional firm to prepare an economic feasibility determination in support of debt issuance.

### **9.6 Conduit Issues**

Industrial development bonds may be issued under the California Industrial Development Financing Act to assist private companies in financing certain projects. Bonds issued under the Act are repaid solely by private enterprise, and no taxes or other public moneys are obligated. The maximum term is forty (40) years, the interest rate cannot exceed 12%, and they may be sold at either competitive or negotiated sale.

There are a number of federal tax law limitations and restrictions applicable to industrial development bonds.

The County may act as a conduit issuer for entities qualifying under statute for tax exempt financing when the County is expressly held harmless as documented in the bond covenants.

The County may utilize the California Statewide Communities Development Authority (CSCDA) short-term Tax and Revenue Anticipation Note (TRAN) program and affiliated long-term CaLease program when appropriate to reduce cost of issuance. The County is a member of the Authority. In addition, the County may participate in other joint powers or related agreements with public or quasi-public entities for beneficial issuance of debt instruments.

### **9.7 Taxable Debt**

Taxable debt may be issued when facilities include private uses that exceed statutory thresholds. Taxable debt may be used when its use is determined to be structurally favorable to the overall financing. There are no arbitrage restrictions on taxable debt. There are also no restrictions as to use of the bond proceeds and on the amount of private participation. Taxable debt may be sold by competitive or negotiated sale. Taxable debt may be issued in conjunction with tax exempt debt when economically in the best interest of the County.

### **9.8 New Financing Methods and Techniques**

Changing federal regulations and the shifting concerns of rating agencies mean that the County operates in a dynamic financial environment. This policy is not intended to hinder the County's use of any new financing techniques that may arise.

Proposals for financing methods not included in this policy should be addressed to the DAC. If the DAC approves of such financing methods, the DAC should recommend their use to the County Administrative Office. This policy should then be amended to reflect any new financing techniques recommended by the DAC and approved by the Board.

## **Section 10 – Mello-Roos Debt**

### **10.1 Local Goals and Policies**

Adopted by the Board of Supervisors on March 29, 1991, the County's Mello-Roos Policy is restated and incorporated into this Debt Management Policy with only minor modifications. Section 53312.7(a) of the California Government Code required the County to consider and adopt local goals and policies concerning the use of the Mello-Roos Community Facilities Act of 1982 (the "Act"), prior to the initiation of proceeding on or after January 1, 1994 to establish a Community Facilities District (also known as Mello-Roos district) under the Act. This policy was intended to satisfy the requirements of the Act and provides specific guidance for approval of public financing for provision of public facilities and services in proposed development projects through Community Facilities Districts. In addition, this policy established the standards and guidelines for the review of these proposed development financings by County staff and its designated agent(s), the Budget Committee, and ultimately the Board. In those cases in which fixed lien special assessment or other types of land based financing is substituted for Community Facilities Districts, the County will apply applicable provisions of this policy.

### **10.2 Priorities for Financing**

The priority that various kinds of public facilities and services will have for financing through the County's use of the Act are as follows:

- Public facilities to be owned and operated by the County that constitute regional or backbone infrastructure required to serve proposed development;



- Other public facilities (excluding in-tract infrastructure) to be owned and operated by the County for which there is a clearly demonstrated public benefit; and
- Services authorized to be financed pursuant to the Act; and
- In-tract infrastructure to be owned and operated by the County.

Generally, public facilities to be owned or operated by a public agency other than the County, including such public facilities financed in lieu of the payment of development fees imposed by such public agency, will not be financed through the County's use of the Act; provided, however, that the County may consider the financing of such facilities on a case-by-case basis. Generally, privately owned facilities (that is, facilities not owned by a local agency) will not be financed through the County's use of the Act; provided, however, that the County may consider the financing of such facilities on a case-by-case basis.

### **10.3 Mello-Roos Policies**

- A) **Consideration of Community Facilities Districts.** The Board of Supervisors will consider the use of community facilities districts (CFDs) as well as other financing methods to assist certain types of residential, and/or nonresidential development, where, in the County's opinion, the financing of public facilities satisfies a public need and represents a significant public benefit, while having the financial security to reasonably assure a sound investment for potential bondholders and minimize any County exposure to liability for actions taken on behalf of public financing projects. Effective January 1, 2008, CFD policies must include a statement of priority for services.

While recognizing that public facilities proposed to be financed must meet a public need and must benefit properties within the proposed development project, public benefit implies that a significant public benefit will also result to the community at large. An example of significant public benefit is a public facility having regional impact such as an all-weather bridge, a freeway overpass, or a regional water or wastewater treatment plant. In respect of the foregoing, the County will give priority to the financing of backbone regional public infrastructure improvements that produce significant public benefit. Significant public benefit can also take the form of the provision of affordable housing through reduced housing costs.

CFD financing will be permitted for public improvements that will benefit the expected long-term property owners, and whose useful life will be equal or greater than the longer of (a) five (5) years or (b) the term of the bonds.

- B) **Consistency with Comprehensive General Plan.** The proposed development project must be consistent with the County's Comprehensive General Plan and have secure appropriate land use approvals from the County to allow for the implementation of the development of the area as contemplated.
- C) **Ownership of Facilities.** Facilities which, upon completion, are to be owned, operated, or maintained by public agencies shall be considered public facilities. Limited exceptions will be made for certain facilities that are to be owned, operated, or maintained by private utilities and homeowner associations.
- D) **Appraisal.** An appraisal of the property subject to any lien required to secure any public financing shall be required. A minimum property value to lien/debt ratio of 4:1 (including any overlapping assessment or community facilities districts) must be present pursuant to Premise 3 entitled "Bulk Land Value" as set forth in Attachment A as determined by an M.A.I appraisal. The appraisal shall be reviewed by the County and shall be prepared as set forth in Attachment A hereto.
- E) **Absorption Study.** Unless waived by the County, an absorption study of the proposed development project shall be required for CFD financings. The absorption study shall be used as a basis for verification that sufficient revenues can be produced to fully and timely satisfy debt service requirements and costs of services and to determine if the financing of the public facilities and services is appropriate given the timing of the development. Additionally, the projected absorption rates will be provided to the appraiser for use in the appraisal.
- F) **Rate and Apportionment of Special Tax.** With regard to CFDs, the proposed rate and method of apportionment of the special tax shall comply with the following criteria:
1. The rate and method of apportionment shall not provide for an annually increasing maximum special tax for any classification. However, subject to County approval in its sole discretion, under appropriate circumstance, as determined by the County, an increase in the maximum special tax may be permitted, not to exceed two percent (2%) annually.
  2. The total projected annual special tax revenues must exceed the projected annual gross debt service on the bonds by at least ten percent (10%). In structuring the special tax, projected annual interest earnings on bond reserve funds shall not be included as revenue for the purpose of this calculation.
  3. In limited cases, as determined by the County in its sole discretion, a special tax for services may be permitted and the annual special tax may increase to reflect projected increases in costs to provide the applicable services in an amount to be determined by the County, in its sole discretion.
  4. The projected annual special tax revenues shall include amounts projected to be sufficient to pay reasonable annual administrative expenses and other direct costs to the CFD.
  5. All property not otherwise statutorily exempted or owned (or to be owned) by a public entity shall bear its appropriate share of the special tax liability.
  6. The special tax shall be apportioned on a reasonable basis to categories and classes of property within the CFD subject to the special tax.
  7. A formula to prepay the special tax may be permitted.
  8. The projected ad valorem property tax and other direct and overlapping debt for the proposed development project (including

estimated CSA charges, projected benefit assessments, levies for authorized but unissued debt and any other anticipated municipal charges which may be included in a property owners annual tax bill), including the proposed maximum special tax, may not exceed two percent (2%) of the anticipated original sales value of each improved parcel upon completion of the bond financed improvements and the reasonably anticipated private improvements. Real estate market fluctuation downward can cause the overall rate, as a percentage of sales price or appraised value, to be in excess of the two percent (2%) limitation.

9. A backup special tax or other security device to protect against changes in densities resulting in insufficient annual special tax revenues to pay annual debt service and administrative expenses may be required at the sole discretion of the County.
- G) **Credit and Structure for Bond Issues.** Each bond issue shall be structured to adequately protect bondholders and to not negatively impact the bonding capacity or credit rating of the County through a combination of credit enhancements, foreclosure covenants, and special reserve funds. Specifically:
1. A credit enhancement will be required whenever one entity or related entities are responsible for twenty percent (20%) or more of the debt service obligation of the proposed debt issue. The required credit enhancement shall take the form of, and shall be provided as set forth in Attachment B, hereto.
  2. A foreclosure covenant will be required and shall be included in any applicable bond indenture or fiscal agent agreement.
  3. The County will require that capitalized interest on the initial series of bonds be funded from proceeds of the bonds and be limited to the amount necessary to pay debt service on the bonds until the first interest payment date occurring after the levy of the special taxes on the real property tax roll. Inclusion of capitalized interest on subsequent series of bonds will be at the County's discretion and will only be permitted if a direct benefit inures to the ultimate property owners.
  4. A reserve fund equal to the lesser of ten percent (10%) of the original principal amount of the bonds, maximum annual debt service or one hundred twenty five percent (125%) of average annual debt service (Reserve Requirement) shall be funded from the proceeds of each series of bonds. A reserve fund surety bond or letter of credit, provided by a municipal bond insurer, a major banking institution or other equivalent source, may be substituted, at the County's sole discretion.
- H) **Level Debt Service Requirement.** Bond issues should be structured with approximately level debt service. To the extent that bonds are issued in series, individual series of bonds may have uneven debt service if the intent is to create level debt service at such time as all series of bonds are issued and to minimize the potential of fluctuating annual special taxes.
- I) **Maximum Term of Bonds.** If a single series of bonds is contemplated, the term of the bonds shall not, by statute, exceed forty (40) years. It is County policy to attempt to restrict such bonds to a term of thirty (30) years. If multiple series of bond issue are contemplated, in no instance should an individual residential parcel be encumbered for debt service beyond a thirty-five (35) year period.
- J) **Disclosure.** Disclosure of the special tax lien shall be in compliance with applicable statutory authority. The County, in its sole judgment, may require additional property owner notification if it deems such disclosure will assist subsequent property owners to be made aware of the lien obligation. In addition, applicants for CFD financings and all major landowners will be required to co-operate prior to and subsequent to all bond sales with initial and continuing disclosure to bondholders and the financial markets. Applicants and landowners will cooperate in the preparation, verification, and dissemination of the identity of land owners, development project plans, timetables, and statistics, and financial pro-forma information, and any other information the County and its financing team deem appropriate.
- K) **Payment of Initial Fees and Costs by Applicant.** No proposal to initiate the formation of a CFD financing will be considered valid without the payment of a fee to compensate the County for all costs incurred to perform its analysis of the proposal and to pay for the costs of conducting the proceedings. Applicants for public financing projects shall submit proposals to the Clerk to the Board of Supervisors. The County will review the proposal within sixty (60) days after it is deemed complete and make its determination whether or not to formally consider the proposed district. The applicant(s) shall deposit a minimum \$25,000 estimated fee amount with the Clerk to the Board of Supervisors at the time the proposal is submitted. Additional deposits will be required as needed to cover costs. The minimum fee will be increased to an amount determined by the County in its sole discretion to be appropriate given the size and scope of the proposed project or financing. The estimated fee amount shall be in the form of cash or other negotiable instrument. Failure to submit any requested increase in the deposit will result in a suspension of the processing of the financing.
- L) **Independent Review by County.** The County will perform an independent review of the proposed public financing and may take recommendations to the Board regarding the financial risk, impact on the County's bonding capacity, economic feasibility and related issues. The applicant(s) shall be required to provide current and two (2) prior year financial statements, preferably audited, of the entity responsible for the development and initial payment of special taxes and other materials to assist the County or its agent in its fiscal review.
- M) **County to Select Professionals.** The County shall select the bond counsel, underwriter, financial advisor, appraiser, absorption consultant, special tax consultant and other professionals and consultants it deems appropriate. No payment from special tax or bonds will be made for property owner consultants.
- N) **Cooperation by County Departments.** All appropriate County departments will cooperate with the initiating department, the County Administrative Office and the Debt Advisory Committee (DAC) in conducting the necessary reviews and proceedings.
- O) **Limited Security for Bonds.** All statements and materials related to the sale of CFD bonds shall emphasize and state that neither the faith, credit nor the taxing power of the County is pledged to the repayment of the bonds.
- P) **County to Acquire Completed Facilities.** It is the desire of the County that it incur no liability for the design, engineering and maintenance of the public improvements to be financed through bond proceeds. It is the preference of the County to use the "acquisition district" approach to pay for CFD financed public infrastructure, under which bond proceeds will be released only upon completion of the financed improvement or approved components thereof and acceptance by the entity which is to own, operate, and maintain the improvement. All contracts for public improvements to be owned, operated or maintained by the County shall be consistent with the requirements set for the in Attachment C, hereto.



- Q) **County's Use of Financial Consultant.** The County may, at its sole discretion, employ a financial consultant to assist the County during its fiscal review period and all costs for consulting services will be borne by the applicant(s).
- R) **Disbursement of Bond Proceeds.** The financing documents will provide that bond proceeds will be used and disbursed at times and in the manner as specified in the indenture or fiscal agent agreement pursuant to which the bonds are issued.
- S) **Report in Event of Default.** For outstanding bond issues, all County departments and agencies with administrative responsibilities will notify the Board and file a written report of the circumstances if an event of default under the financing documents has occurred.
- T) **Refunding of CFD Bonds.** All proposed refunding or refinancing issues will be submitted to the County for review with complete disclosure of the benefits and costs of the proposed refinancing. A preliminary and final official statement or disclosure statement for any bonds to be refunded shall be filed with the County Treasurer-Tax Collector, County Counsel, Office of the Auditor-Controller, and Clerk of the Board of Supervisors.
- U) **Right to Modify or Waive Policies.** The County has the right to waive or modify any of the policies included herein if, in the County's judgment, benefit inures to the ultimate property owners, the CFD and/or to the County.

## Attachment A – Criteria for Appraisals

- A. **Definition of Appraisal.** An appraisal is a written statement independently and impartially prepared by a qualified appraiser setting forth an opinion of defined value of an adequately described property as of a specific date, supported by the presentation and analysis of relevant market information.
- B. **Standards of Appraisal.** The format and level of documentation for an appraisal depend on the complexity of the appraisal problem. A detailed appraisal shall be prepared for complex appraisal problems. A detailed appraisal shall reflect nationally recognized appraisal standards, including, to the extent appropriate, the Uniform Appraisal Standards for Federal Land Acquisition. An appraisal must contain sufficient documentation, including valuation data and the appraiser's analysis of the data, to support his or her opinion of value. At a minimum, the appraisal shall contain the following items:
1. The purpose and/or the function of the appraisal; a definition of the estate being appraised, and a statement of the assumption and limiting conditions affecting the appraisal.
  2. An adequate description of the physical characteristics of the property being appraised; location, zoning, present use, and analysis of the highest and best use.
  3. All relevant and reliable approaches to value consistent with commonly accepted professional appraisal practices. If a discounted cash flow analysis is used, it should be supported with at least one other valuation method such as a market approach using sales that are at the same stage of land development. If more than one approach is utilized, there shall be an analysis and reconciliation of approaches to value that are sufficient to support the appraiser's opinion of value.
  4. A description of comparable sales, including a description of all relevant physical, legal and economic factors such as parties to the transaction, source and method of financing, and verification by a party involved in the transaction.
  5. A statement of the value of the real property.
  6. The effective date of valuation, date of appraisal, signature and certification of the appraiser.
- C. **Conflict of Interest.** No appraiser or review appraiser shall have any interest direct or indirect in the real property being appraised for the Agency that would in any way conflict with the preparation or review of the appraisal. Compensation for making the appraisal shall not be based on the amount of valuation.
- D. **Community Facilities District Appraisal Premises.** The valuation of proposed special tax districts should be based on three premises:
1. **Raw Land Value. (Premise #1).** The total land within the project is valued "as is":
    - a. Without any existing infrastructure.
    - b. Without proposed infrastructure being financed.
    - c. With existing parcel configuration.
    - d. Considering planned densities allowed by the specific plan of the project. This is a typical type of land valuation.
  2. **Project Build-out Value. (Premise #2).** The total land within the project is valued under projected conditions:
    - a. With proposed infrastructure being financed completed.
    - b. At the planned densities allowed by the specific plan.
    - c. Land development is at the stage of being marketed to merchant builders or tentative tract maps ready to be filed.

This is a projected value based on project plans predicated on market conditions continuing as projected.
  3. **Bulk Land Value. (Premise #3).** The total land within the project is valued under projected conditions:
    - a. With proposed infrastructure being financed completed.
    - b. With existing parcel configuration.
    - c. Considering planned densities allowed by the specific plan of the project.

This premise should consider a discounted or "quick sale" valuation considering time, costs, and the possibility of a per unit value based on the total size of the project.

#### **Attachment B – Policy on Credit Enhancement**

- A. With regard to formation of a Community Facilities District pursuant to the Mello-Roos community Facilities Act of 1982, as amended, if a property owner or owners would be responsible for ten percent (10%) or more of the total annual special tax to be levied within the proposed boundaries of the District, then said property owner or owners will be required to provide a Letter of Credit naming the County of Monterey as beneficiary.
- B. The Letter of Credit will be drawn down by the County to call and redeem all bonds allocable to said property owner or owners, pay interest thereon through redemption, bond call premiums and an associated costs and penalties when the property owner or owners are deemed to be in default under the terms of the required contractual agreement between the property owner or owners and the County for payment of annual assessed special taxes.
- C. The terms of the agreement with the bank providing the Letter of Credit shall require the bank to provide sixty (60) days notice of termination or expiration for any cause to the County, and permit, if fifteen (15) days prior to expiration no replacement or renewal Letter of Credit is in place that will be in effect upon the expiration date, the County to draw upon the Letter of Credit and call and redeem the allocable bonds, pay interest thereon through redemption, call premiums and any associated costs and penalties.
- D. The Letter of Credit is to be in an amount equal to 110% of the gross principal amount of the bonds allocable to the said property owner or owners plus an amount sufficient to pay the maximum accrued interest and bond premium, if any, through call and redemption of the allocable bonds in event of default in payment of special tax by said property owner or owners. The Letter of Credit shall be in force and renewed continuously for a period beginning on the date before the delivery of the bonds and continuing until such time as the said property owner or owners annual tax liability falls below ten percent (10%) of the gross annual special tax being levied within the boundaries of the proposed District. The amount of the Letter of Credit may be reduced on an annual basis, commencing on the anniversary date of the day prior to delivery of the bonds as the aforementioned property owner or owners sell portions of their property.
- E. The Letter of Credit must be issued by a financial institution acceptable to the County, the long term unsecured obligations of which are rated at least “single-A” or better by a NRSRO.
- F. “Property owner or owners” as used here shall mean owners at the time of commencement of the CFD, owners owned or controlled by said owner or any related owners and any successor property owner.

#### **Attachment C – Construction Contracts for Community Facilities Within Mello-Roos Districts**

With regard to the construction of public facilities that are to be financed from the proceeds of bonds sold pursuant to the Mello-Roos Community Facilities Act of 1982, as amended, (commencing with Section 53311 et seq. of the Government Code) (the “Act”) the following policies are to be applied:

- A. The appropriate County department will be specified as the District’s representative to administer the construction of each of the facilities to be owned and maintained by the County.
- B. The facilities to be owned and maintained by the County are to be constructed and/or acquired, by the District.
- C. Consistent with this policy, the County finds, pursuant to Section 53329.5(c) of the Act, that it will not serve the public interest to allow the property owners to elect to perform the construction of the facilities after the publication of the notice of the award of the contract and declaration to this effect is to be included in each resolution of intention submitted to the Board of Supervisors pursuant to Section 53321.

#### **Attachment D – Required Basic Contractual Terms**

Prior to delivery of the bonds, property owner or owners agree for timely payment of all annual assessed special taxes to the property owner or owners or its successors. An agreement will specify that a required Letter of Credit will be liquidated and applied to payment of the bonds via bond call provisions specified in the bond indenture in the event of default by the property owner or owners or its successors.

A default condition is defined as any installment (Section 2605 et seq. Revenue and Taxation Code) of property taxes where a lien for Mello-Roos assessments attaches to some installment and where such installment remains unpaid as of 5:00 p.m. on the delinquent date established for a tax installment (normally December 10 and April 10).

The agreement shall remain in full force and effect, and will be binding upon the property owner or owners or its successors in fee title as long as the property owner or owners (as defined by County Policy on Credit Enhancement) or its successors are responsible for payment of 10% or more of the total annual special tax to be levied for any fiscal year.



This page intentionally left blank.

# Annual Work Program for Road Fund

California Code of Regulations Section 994 - Road Construction and Maintenance Activity, and Streets and Highways Code, Chapter 2, Article 4 require that a Road Fund Budget be submitted to the Board of Supervisors in the form and manner prescribed by the State Controller at the same time as other county departments submit their recommended budgets. In accordance with CCC Section 994, the below table contains the Public Works Annual Work Program for the Road Fund (Fund 1201, Units 320015) for Fiscal Year 2025-26.

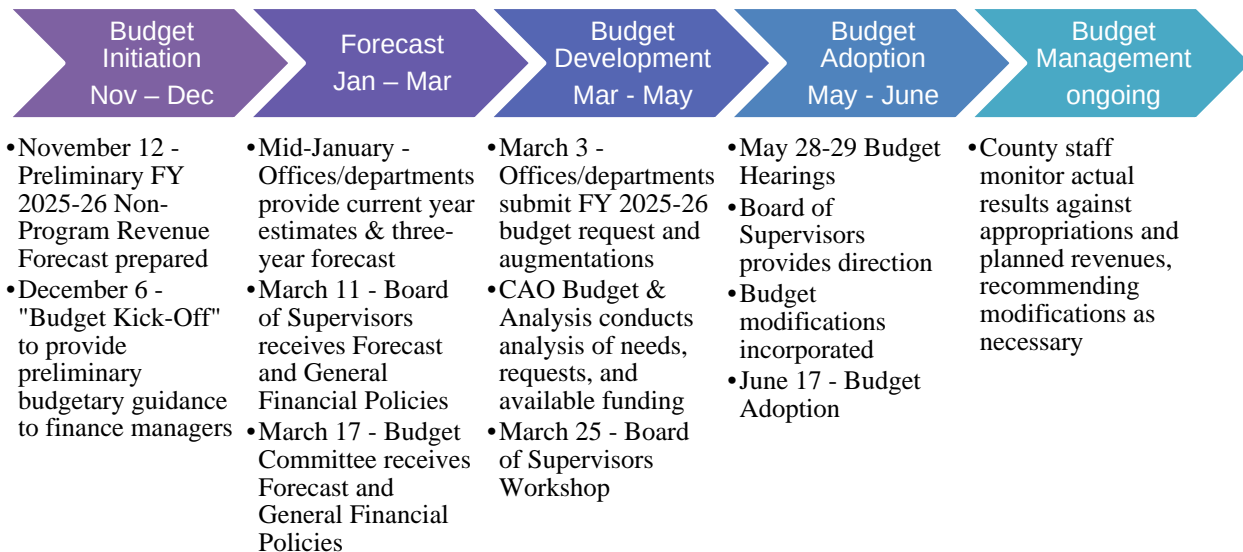
PROJECT	ACTIVITY/PROJECT	
	<b>ADMINISTRATION AND GENERAL ENGINEERING</b>	Total
0400	Public Works - Maintenance Administration	1,301,956
0500	Public Works - Roads Administration	3,110,782
0700	General Engineering, Traffic Engineering	1,121,330
9000	Cost Allocation Plan and General Liability Insurance	3,927,427
<b>Total</b>	<b>Total Administration and General Engineering</b>	<b>9,461,495</b>
	<b>NON-ROAD REIMBURSABLE WORK</b>	
8100	County Service Area Support	32,583
8300	County Sanitation District Support	176,145
865201	Litter Control Abatement	100,000
8655	Adopt a Roadway Program	2,036
8734	Carmel Lagoon Sandbar Management and Flood Prevention	175,000
PWOTH	Public Works-Support to other units	352,832
<b>Total</b>	<b>Total Non-Road Reimbursable Work</b>	<b>838,596</b>
	<b>EQUIPMENT</b>	
9268	Vehicle & Equipment Acquisition	1,000,000
<b>Total</b>	<b>Total Equipment</b>	<b>1,000,000</b>
	<b>ROAD &amp; BRIDGE MAINTENANCE</b>	
5000	Traffic Signals	385,532
5100	Road Maintenance District 1 - San Miguel	2,749,616
5200	Road Maintenance District 2 - Monterey	3,075,360
5300	Road Maintenance District 3 - Greenfield	2,566,949
5400	Road Maintenance District 4 - San Ardo	2,188,802
5600	Bridge Maintenance	2,506,471
5800	Road Maintenance - Traffic	1,533,565
<b>Total</b>	<b>Total Maintenance</b>	<b>15,006,297</b>
	<b>ROAD CONSTRUCTION PROJECTS</b>	
1146	Laureles Grade Rd/Carmel Valley Rd Roundabout <i>Initiate Construction Phase of project.</i>	3,162,786
1155	Elkhorn Road Rehab <i>Initiate Construction Phase of project.</i>	6,900,000
1153	Guardrail Repair Program <i>Continue Construction phase of project.</i>	115,000
1159	Old Stage Road Rehab Alisal Road to Iverson Road <i>Continue Preliminary Design Phases of project.</i>	300,000

1163	Vegetation Removal <i>Complete vegetation and removal</i>	150,000
1175	Salinas and Pajaro Road <i>Initiate Construction Phase of project.</i>	987,716
1176	Prunedale Roundabout <i>Initiate Construction Phase of project.</i>	621,371
1177	Chualar Safe Route to School <i>Initiate Construction Phase of project.</i>	4,978,000
1178	San Ardo Safe Route to School <i>Initiate Construction Phase of project.</i>	2,781,271
1179	Castroville Safe Route to School <i>Initiate Construction Phase of project.</i>	5,813,000
1181	Boronda Bridge Replacement <i>Continue Preliminary Design phase of project.</i>	210,000
1182	JOLON RD REHAB (US-101 to 6 mi n/o Mission Rd) <i>Initiate Construction Phase of project.</i>	1,000,000
1184	Bridge Preventative Maintenance Program (BPMP) <i>Continue Preliminary Design phase of project.</i>	240,740
1185	Carmel Valley Rd Overlay (Carmel Rancho Blvd to Via Petra Rd) <i>Continue Preliminary Design phase of project.</i>	1,300,000
1723	Las Lomas Drainage <i>Plant Establishment</i>	4,267
2202	Nacimiento Lake Drive Bridge #449 <i>Plant Establishment</i>	20,000
3600	Davis Road Bridge #208 and Four Lane Road <i>Continue Right of Way Phase of project.</i>	277,386
3851	Robinson Canyon Road Bridge Scour Repair <i>Continue Construction Phase of project.</i>	432,420
3852	Bradley Road Bridge Scour Repair <i>Continue Construction Phase of project.</i>	163,693
3853	Gonzales River Road Bridge Superstructure Replacement <i>Continue Preliminary Design phase of project.</i>	976,587
3854	Hartnell Road Bridge Replacement <i>Plant Establishment</i>	40,000
3856	Countywide Striping Program <i>Continue Construction Phase of project.</i>	600,000
3857	Monte Road Bridge 135-Paint Steel Girders <i>Continue Preliminary Design phase of project.</i>	173,295
5101	Local Road Rehabilitation Program (Community Road Maintenance Program) <i>Continue Construction Phase of project.</i>	1,025,033
5900	NPDES Street Sweeping <i>National Pollution Discharge Elimination System that is required by the State of California to keep roadways clean of debris</i>	180,000
8875	Proactive Drainage Maintenance & Flood Prevention <i>Proactively permitting and completing necessary maintenance work along flood prone drainage areas</i>	500,000
621071	Palo Colorado <i>Initiate Construction Phase of project.</i>	520,253
621095C	Viejo Road Slope Repair <i>Initiate Construction Phase of project.</i>	1,640,800
	<b>Total Road Projects</b>	<b>35,113,618</b>
<b>Total FY 2025-26 Work Program, Road Fund - Fund 1201</b>		<b>61,420,006</b>

# Budget Development Process

The County's annual budget development process consists of five stages: 1) Budget Initiation; 2) Forecast; 3) Budget Development; 4) Budget Adoption; and 5) Budget Management. Offices and departments began their financial planning at mid-year, developing a detailed financial forecast. Offices and departments used the forecast to estimate future service levels afforded within their program revenue and general fund contributions (GFC). GFC are non-departmental monies allocated at the discretion of the Board of Supervisors to supplement an office's or department's program-specific revenues (federal or state allotments, service charges, etc.). Most offices/departments rely on GFC at some level to provide services and use their forecasts to plan capacity for funding future years' services. The County Administrative Office (CAO) presented forecast details to the Board of Supervisors during its March 11, 2025, meeting.

Following the forecast presentation, offices and departments submitted their FY 2025-26 Requested Budgets. These budgets included: (1) baseline spending plans and (2) augmentation requests. These represent the departmental proposed plans for operations in the next fiscal year, within the constraints of anticipated revenue and GFC. The CAO reviewed and prioritized requests based on the substantiation of benefits, alignment with the Board of Supervisors' priorities, and opportunities to leverage existing and/or new resources. In March, the CAO held workshops with (1) Elected Officials and Department Heads to receive departmental input; and then (2) before the Board of Supervisors to communicate fiscal challenges shaping next year's budget, hear departmental presentations, and receive the Board of Supervisors' general input. The CAO will consider incorporating suggestions in the FY 2025-26 Recommended Budget, primarily depending on resource availability and impact on countywide operations. Ultimately, this results in a deliberate, comprehensive, rational, and balanced spending plan for the coming year. This plan will be presented to the Board of Supervisors at the annual Budget Hearings on May 28-29, 2025, with adoption on June 17, 2025. Detailed budget development dates are in the County's Budget and Reporting Development Schedule on the following pages.





This page intentionally left blank.



# Budget Reporting and Development Schedule

## Budget Development Schedule FY 2025-26

PLEASE NOTE: This schedule is subject to change.

	Date	Task/ Issue	Lead
SEPTEMBER	17	CAO-Budget & Analysis distribute the FY 2025-26 Budget Development Schedule to all departments (SharePoint).	CAO B&A
	17	CAO-Budget & Analysis distribute the FY 2025-26 Request for Change to Organization Structure form (SharePoint).	CAO B&A
	20	Information Technology and customer departments begin discussions for FY 2024-25 technology and telecom service needs and related charges.	ITD
	25	<b>Budget Committee Meeting</b> - (1:00 p.m. - Monterey Room)	CAO B&A
	30	CAO-Budget & Analysis initiates review of FY 2024-25 year-end results for preparation of Budget End of Year Report (BEYR).	CAO B&A
OCTOBER	11	<b>Deadline:</b> Departments submit narratives for BEYR.*	CAO B&A
	14	<b>Deadline:</b> HR & Payroll to provide MOU details for approved changes (if any) e.g. pay differentials, salary increases, etc.	Central HR/ Payroll
	14	Charging departments (ERP, Fleet, Mail Svcs., Facilities, Risk, Benefits, Health, etc.) begin review of FY 2024-25 year-end and FY 2025-26 services/ costs, including Indirect Costs (Cost Plan).	ITD, PFWP, ACO ERP, Gen'l Acctg.
	23	Review of HRM report, MC-HRM-POSN-0039 Authorized Position, correction/ cleanup as needed to match authorized position with employee and FTE counts; match BOS Adopted/ Current Year BOS approved position updates.	HR & Finance - All Depts
	25	<b>Deadline:</b> Departments submit FY 2025-26 Request for Change to Organization Structure form(s) to CAO Analysts.	Requesting Depts
	25	<b>Deadline:</b> Risk Mgmt. distributes FY 2024-25 (update) & FY 2025-26 cost allocations/ assumptions for Gen'l Liab., Work Comp, Other Insurance (for EPM programming & Three-Year Forecast).	Risk Mgmt
	25	<b>Deadline:</b> HR-Benefits distributes FY 2024-25 (update) & FY 2025-26 cost allocation changes/ assumptions for PERS retirement, OPEB, Med/ Dental, etc. (for EPM programming & Three-Year Forecast).	Central HR - Benefits
	25	<b>Deadline:</b> Health distributes FY 2025-26 Wellness Program cost changes/ assumptions for non-general fund budget units.	Health - Wellness
	30	<b>Budget Committee Meeting</b> - (1:00 p.m. - Monterey Room)	CAO B&A
NOVEMBER	12	CAO-Budget & Analysis prepares preliminary FY 2025-26 Non-Program Revenues Forecast.	CAO B&A
	12	Confirmation of EPM security assignment by all departments.	CAO B&A & ACO ERP
	15	CAO-Budget & Analysis publishes approved FY 2025-26 Request to Change to Organization Structure (SharePoint).	CAO B&A
	20	Review of HRM report, MC-HRM-POSN-0039 Authorized Positions, correction/ cleanup as needed to match authorized position with employee and FTE counts; match BOS Adopted/ Current Year BOS approved position updates.	HR & Finance - All Depts
	20	Departments submit and review new & reallocated positions in HRM before 1st HRM to EPM Load.	HR & Finance - All Depts
	20	<b>Budget Committee meeting</b> - (1:00 p.m. - Monterey Room) - Receives Budget End of Year Report (BEYR).	CAO B&A
DECEMBER	3	<b>Board of Supervisors Meeting</b> - Receives Budget End of Year Report (BEYR).	CAO B&A
	6	<b>FY 2025-26 Budget Development kick-off meeting</b> (9:00 a.m. - via Zoom)	All Depts
	6	CAO-Budget & Analysis distributes financial assumptions for development of the FY 2024-25 Three-Year Forecast.	CAO B&A
	6	CAO-Budget & Analysis issues preliminary budget baseline funding approach/ General Fund Contribution (GFC).	CAO B&A
	6	Issue Capital Improvement Program (CIP) Call for Project Updates to all departments.	PWWP - All Depts
	5-6	Training for EPM functionality, Year-End Estimate, and Three-year Forecast data entry.	CAO B&A
	9	1st EPM HRM to EPM Load & FIN to EPM Load.	ACO ERP, HR
	12	EPM Open for Year-End Estimates & Three-Year Forecast data entry.	CAO B&A
	16-17	EPM Year-End Estimate/ Three-Year Forecast Labs.	
	17	<b>Deadline:</b> Auditor-Controller's Office publishes FY 2025-26 Cost Plan plan draft.	ACO
JANUARY 2025	2	Review of HRM report, MC-HRM-POSN-0039 Authorized Position, correction/ cleanup as needed to match authorized position with employee and FTE counts; match BOS Adopted/ Current Year BOS approved position updates.	HR & Finance - All Depts
	2	<b>Deadline:</b> Service departments issue UPDATES TO FY 2024-25 Year-end Estimate (if applicable) and FY 2025-26 charges to customer departments (I.T., telecom, records retention, vehicle mtc, fleet mgmt, courier/ mail svcs., ERP, etc.).	Info Tech, RMA, Auditor
	3	<b>Deadline:</b> Depts submit HRM PSMT (position changes) to Central HR.	HR Analysts - All Depts
	3	<b>Deadline:</b> Depts finalize Year-End Estimate and Three-Year Forecast data entry in EPM.	All Depts
	3	<b>Deadline:</b> Human Resources Updated Salary Tables for Approved and Completed Wage Analyses	Human Resources
	3	Depts to have all new and reallocated positions finalized before 2nd HRM to EPM Load.	HR & Finance - All Depts
	3	B&A Analysts begin review/ analysis of Year-End Estimates, Three-Year Forecast, fund balance, mid-year cost adjustments, etc.	CAO B&A
	6	Departments review FY 2025-26 Proposed State Budget.	All Depts
	6	<b>Deadline:</b> Other Fund departments submit year-end estimated fund balance, cancellations & provisions to obligated fund balance.	Fund Mgrs, FMs
	8	<b>Deadline:</b> Depts submit narrative to CAO B&A regarding proposed State Budget Impacts.	All Depts
	8	CAO B&A issues memo advising departments of "BLACKOUT" dates and related Board Report language.	CAO B&A

**Budget Development Schedule  
FY 2025-26**

PLEASE NOTE: This schedule is subject to change.

Date	Task/ Issue	Lead
JANUARY 2025	10 State Budget Impacts Board Report to begin workflow through Legistar for BoS mtg.	CAO B&A
	17 2nd HRM to EPM Load, <b>EPM</b> closed for baseline preparation.	ACO ERP, HR
	17 <b>Deadline: CAO Analysts finalize Year-End Estimates and Three-Year Forecast data entry in EPM.</b>	CAO B&A
	17 <b>Deadline: Departments enter capital project updates into the CIP Database.</b>	All Depts
	24 Open <b>EPM</b> for Baseline Budget data entry.	ACO ERP, HR
	24 <b>Deadline: Depts. submit narratives for Three-Year Forecast.*</b>	CAO B&A
	24 <b>Deadline: Departments submit pictures to CAO B&amp;A for the FY 2025-26 Recommended Budget Book.</b>	All Depts
	24 <b>Deadline: Departments submit Requests to Classify (RTC) forms for FY 2025-26 new or reallocated positions to Central HR for approval.</b>	HR Analysts - Applicable Depts
	29 <b>Budget Committee Meeting</b> - receives State Budget Impacts report.	CAO B&A
FEBRUARY	3 Departments run <b>4301/4305/4306</b> reports, verify correct position data transferred from HRM.	HR & Finance - All Depts
	3-5 <b>EPM</b> training for Budget Development 'Baseline' and Budget Augmentations.	CAO B&A
	4 <b>Deadline: LDPC (HRM Labor Distribution Profile Codes) Requests to add/ delete/ update due to ERP for FY 2025-26.</b>	HR & Finance - All Depts
	5 FY 2024-25 Three-Year Forecast & General Financial Policies begins Legistar workflow for BC & BoS mtg.	CAO B&A
	7 <b>Deadline: Submit all HR-reviewed/ approved RTCs for new or revised positions to CAO Budget &amp; Analysis.</b>	Dept HR, Central HR
	7 <b>Deadline: Departments submit Performance Measures for Recommended Budget Book to CAO Budget &amp; Analysis.</b>	All Depts
	11 <b>Board of Supervisors Meeting</b> - receives State Budget Impacts report.	CAO B&A
	18 Complete input of all Board approved positions for the current year (from the 2nd HRM load thru March 31, 2025) in HRM.	Central HR/ Dept HR Analysts/ CAO
	19-21 <b>EPM</b> Budget Development Baseline and Budget Augmentations Labs.	CAO B&A
	19 Review of HRM report, MC-HRM-POSN-0039 Authorized Position vs <b>-4305/4306</b> to compare and verify Current Year Allocations to continue for FY 2025.	HR & Finance - All Depts
	19 <b>Deadline: CAO B&amp;A review Request to Classify (RTC) forms/ follow up as needed.</b>	CAO B&A, HR, Depts
	19 <b>BLACKOUT:</b> Last day for position changes (new/ reallocations) until adoption of FY 2025-26 Budget.	CAO B&A, HR, All Depts.
	19-21 Depts. review requested positions; update info as needed; confirm current position info (position code/ count).	DHs/ FMs & HR
	26 <b>Budget Committee Meeting</b> - (1:00 p.m. - Monterey Room) Receives Three-Year Forecast & General Financial Policies.	CAO B&A
MARCH	3 <b>Deadline: Departments finalize FY 2025-26 baseline and budget augmentation requests in EPM. Confirm positions; include related approved RTCs as attachments.</b>	All Depts/ FMs
	4 <b>EPM</b> Requested Budget/ Stage 1 closed.	ACO ERP, CAO B&A
	7 CAO Analysts complete preliminary data entry in EPM for FY 2025-26 Recommended Budget.	CAO B&A
	7 Recommendation from Budget Director to CAO on available fund balance and budget augmentations.	CAO B&A
	10 Capital Committee Meeting - (3:30 p.m. - Monterey Room) - PWFP presents Draft CIP, unfunded CIP projects.	CAO B&A/ PWFP
	11 <b>Board of Supervisors Meeting</b> - receives Three-Year Forecast & General Financial Policies.	CAO B&A
	11 <b>Deadline: Other Fund Departments submit revised fund balance and cancellations and provisions for reserves/ designations, if appropriate, for year-end estimate and requested budget.</b>	Fund Mgrs, FMs
	17 Board Report on Status on the Development of FY 2025-26 Recommended Budget begins Legistar workflow (for Special Budget Workshop of the Board on 3/25/25 - date subject to change).	CAO B&A
	20 Recommended Budget Book - Budget Narratives Training and Lab.	CAO B&A
	21 <b>Department Heads Budget Workshop</b> - Place TBD - 9:00 a.m.	CAO B&A
	25 <b>Special Meeting of the Board of Supervisors - Budget Workshop</b> on the Status on the Development of the Recommended Budget - Board Chambers - 9:00 a.m.	CAO B&A
	26 <b>Budget Committee Meeting</b> - (1:00 p.m. - Monterey Room).	CAO B&A
	31 <b>Deadline: Departments update CAO Analysts on significant changes to year-end estimate based on third quarter actuals.</b>	Applicable Depts
	1 CAO Analysts make final adjustments to EPM FY 2024-25 Year-end Estimate, if material, based on third quarter estimates.	CAO B&A
APRIL	4 Preliminary confirmation to departments regarding FY 2025-26 recommended budget augmentation requests.	CAO
	4 Individual DH meetings w/ CAO if appealing FY 2025-26 recommendations.	CAO - DHs
	7 <b>Deadline: Departments finalize Requested Budget narratives, including recommended budget augmentation requests.</b>	All Depts
	7 Communicate Layoff Positions to Budget Analyst and Central HR.	HR & Finance - All Depts
	7 Inform Central HR if extension is needed for filled Allocation on Loan Positions.	HR & Finance - All Depts
	7 CAO Analysts revise Recommended Budget and Recommended Budget Book narratives, third-quarter year-end estimate changes, and BoS approved budget modifications.	CAO B&A
	7 Verify balanced FY 2025-26 Recommended Budget.	CAO B&A

**Budget Development Schedule  
FY 2025-26**

*PLEASE NOTE: This schedule is subject to change.*

	Date	Task/ Issue	Lead
APRIL	7	Create EPM to HRM "Draft" position worksheet for departments to review/ confirm.	ACO - ERP
	4/9-4/30	Departments review "draft" position worksheet and confirm all positions, transfers, reorgs, reallocations, deletions, etc.	HR & Finance - All Depts
	11	CAO and Auditor-Controller review Year-end Estimated Fund Balance, Cancellations, & Reserves.	CAO B&A
	30	<b>Budget Committee Meeting</b> (1:00 p.m. - Monterey Room).	CAO B&A
MAY	1	<b>Deadline: Dept. HR and finance sign off "Draft" EPM to HRM position spreadsheet to Auditor's Office.</b>	HR/ Finance/ All Depts
	1	<b>Deadline: All Advantage HRM transactions to reflect positions in EPM have been workflowed through CAO B&amp;A and HR.</b>	All Depts
	5	Auditor-Controller's Office provides Gann Limit information and Schedules for Recommended Budget Book.	CAO B&A & Auditor
	5	Prepare Notice to Taxpayers to publish by 5/15 (10 days before Public Hearings).	CAO B&A
	6	FY 2025-26 Recommended Budget goes to print.	CAO B&A
	7	FY 2025-26 Recommended Budget Summary Report(s) due in Legistar workflow (for BC).	CAO B&A
	7	Begin preparing "Adopted Budget" Board Reports for all agencies in Legistar, to be finalized immediately following Budget Hearings.	CAO B&A
	16	FY 2025-26 Recommended Budget available for review by public & departments.	CAO B&A
	21	<b>Budget Committee Meeting</b> - receives FY 2025-26 Recommended Budget Summary. (*Special meeting)	CAO B&A
	23	BoS - FY 2025-26 Recommended Budget Agenda(s) posted (for 5/28 & 5/29 hearings).	CAO B&A
	28-29	<b>FY 2025-26 Recommended Budget Hearings (5/28 &amp; 5/29, date subject to change).</b>	CAO B&A
JUNE	2	<b>Deadline: Submit detailed worksheet to Central HR and A/C-ERP for any position changes directed by Board at Budget Hearings.</b>	CAO B&A
	2-3	Reconciliation and tabulation of position changes made during Budget Hearings.	Central HR/ ACO ERP/ CAO B&A
	2-3	Verify necessary position and budget changes based on Budget Hearing actions by the Board, for <b>EPM</b> data entry and preparation of Adopted Budget Resolution.	CAO B&A
	3	Create <b>EPM</b> to HRM "final" position spreadsheet for departmental review/ verification.	ACO ERP, Central HR
	2-4	Prepare worksheets to identify Budget Hearing changes to Recommended Budget, detailed by Fund, Dept, Unit, line item for revenue, expenditures, for data entry in <b>EPM</b> and SBFS revisions.	CAO B&A
	2-4	Final "Adopted Budget" changes data entry in <b>EPM</b> for all accounting details by department, all position changes in SBFS, verify through FSQs and Advantage reports <b>EPM</b> Stage 3.	CAO B&A
	2-9	Finalize and workflow 9+/- individual Board Reports in Legistar for adoption of FY 2025-26 Budgets for all Board of Supervisors governed agencies and special districts (for 6/17/25 BoS mtg)	CAO B&A
	17	<b>Board of Supervisors Meeting</b> - Adoption of FY 2025-26 Budget.	CAO B&A
	18	<b>Deadline: Position (PSMT) draft documents and employee (ESMT) draft documents updated and review completed. Dept. HR and finance sign off on position and employee documents to Auditor's office.</b>	HR & Finance - All Depts
	20	Load EPM to HRM "Final" position spreadsheet to HRM as draft documents.	ACO ERP
	20	Load ESMT to HRM as draft documents.	ACO ERP
	18-20	EPM approved FY 2025-26 budget data moved to FIN Advantage ( <b>or Oracle ERP</b> ).	ACO ERP
	20-24	Position (PSMT) - Position Authorization (PAMT) - Employee (ESMT) documents finalized.	ACO ERP
	20-25	Department verification of budgets in FIN Advantage, Expense/ Revenue query pages ( <b>MC-FIN-BA-0200/0201</b> ), Expense vs Budget/ Revenue vs Budget.	Finance Staff/ All Depts
	25	<b>Budget Committee Meeting</b> - (1:00 p.m. - Monterey Room).	CAO B&A
JULY	1	Departments compare FY 2025-26 Adopted Budget to HRM report (MC-HRM-POSN-0039) authorized positions to verify position and FTE counts.	HR & Finance - All Depts
	1	Departments verify positions finalize manual entries to HRM with Central HR coordination when discrepancies found in authorized positions & FTE counts and employees.	HR & Finance - All Depts, Central HR

\* Departments should submit narratives for their General Fund operations and, if applicable, for the following major funds: NMC, Road Fund, Library Fund, Behavioral Health Fund, Local Revenue Fund 2011, Health & Welfare Realignment Fund, and Parks & Lake Resorts operations, Emergency Communications.



This page intentionally left blank.

---

# Glossary of Terms

---

## ACCOUNT

A classification of activity, e.g., “Office Expense” is an account in the overall category “Services and Supplies.”

## ADOPTED BUDGET

The approved plan for estimated revenues, unreserved fund balance, and appropriations for a fiscal year. Also referenced as “Final Budget.”

## APPROPRIATION

The Board of Supervisors’ authorization to make expenditures and to incur obligations for specific purposes; expires at fiscal year-end.

## ASSESSED VALUATION

A value established for real estate or other property by the County Assessor or the State Board of Equalization as a basis for levying taxes.

## ASSIGNED FUNDS

Amounts constrained by the government’s *intent* to be used for a specific purpose but are neither restricted nor committed. Intent is expressed by the governing body itself, or a body (a budget or finance committee) or official to which the governing body has delegated the authority to assign amounts. Assignment is not required to be the government’s highest level of decision-making authority and the nature of the action to remove or modify assignments are not as strict.

## AUTHORIZED POSITIONS

Personnel positions approved by the Board of Supervisors which may or may not be funded (see “Budgeted Positions”).

## AVAILABLE FINANCING

All the means of financing a budget, primarily fund balance and estimated revenues including proceeds of property taxes; does not include encumbered reserves, reserves, or designations.

## BALANCED BUDGET

*Statutorily Balanced:* When total estimated financing sources (beginning fund balance plus revenues) equal the total appropriation (expenditures plus ending fund balance). Spending in a given year does not exceed total current revenues plus any fund balance carryover from the prior year.

*Structurally Balanced:* The budget matches total ongoing expenditures to the annual estimated revenues. Beginning fund balance may not be used as a financing source for ongoing expenditures.

## BUDGET

A document listing appropriations and estimated revenues for a fiscal year.

## BUDGET UNIT

The smallest entity for which the Board of Supervisors approves an appropriation. A department may have one or more budget units. Each budget unit has several accounts.

## BUDGETED POSITIONS

The number of full-time equivalent (FTE) personnel positions funded in a budget. These are different from “authorized positions,” which are positions that may or may not be funded (see “Authorized Positions”).

## CALFRESH

California’s implementation of the Supplemental Nutrition Assistance Program (SNAP) welfare program that supplements the food budget of low-income households to meet their nutritional needs.

## CALWORKS

California’s implementation of the Federal Temporary Assistance for Needy Families (TANF) welfare program that gives cash aid and services such as housing, food, utilities, clothing, or medical care to eligible families.

## CAPITAL ASSET

A financial resource, tangible or intangible, with a useful life beyond one year, such as land, buildings, furniture, and equipment, with unit cost thresholds generally starting at \$5,000.

## CAPITAL PROJECTS

Proposed acquisitions, additions, and improvements to capital assets, e.g., buildings, building improvements, and land purchases subject to the County’s Capitalization Policy.

## CERTIFICATES OF PARTICIPATION (COP)

A form of financing by government entities which allows an individual to buy a share of the lease revenue of an agreement made by these entities.

## COMMITTED FUNDS

Amounts that can be used only for the specific purposes determined by a formal action of the government’s highest level of decision-making authority. Constraints can only be removed or changed by taking the same type of action it employed to commit those amounts, i.e., legislation, resolution, or ordinance.

## CONTINGENCIES

An amount set aside in the budget for unforeseen expenditure

requirements that must be appropriated by the Board of Supervisors and is subject to a 4/5ths vote.

### **COBRA**

Consolidated Budget Reconciliation Act of 1985. Refers specifically to Title X of the Act, which included provisions to provide members of company health plans who have lost their coverage due to a "qualifying event" to continue coverage at the employee's expense for a period of time.

### **COST ALLOCATION PLAN**

This document, known as the Cost Plan or historically as the COWCAP is derived from OMB Circular A-87, and it identifies, accumulates, and distributes allowable direct and indirect costs under grants and contracts and identifies the allocation methods used for distribution.

### **DEBT SERVICE**

An obligation to pay principal and interest on all bonds and other debt instruments issued by the County according to a pre-determined payment schedule.

### **EMPLOYEE BENEFITS**

Amounts paid to or on behalf of employees but not included in the salary, e.g., group health or life insurance payments, contributions to employee retirement, Social Security taxes, Workers' Compensation payments, and Unemployment Insurance payments.

### **ENCUMBRANCE**

An obligation in the form of a purchase order, contract, or other commitment which is chargeable to an appropriation. Available appropriations are reduced by the amount of outstanding encumbrances.

### **ENTERPRISE FUND**

A fund established to account for certain public functions which are primarily or partially supported by user charges, e.g., the operation of Natividad Medical Center is funded through user fees to access the provided services.

### **EXPENDITURE**

A payment made in a governmental fund for goods delivered or services rendered during a fiscal year whether paid or unpaid at fiscal year-end.

### **FINAL BUDGET**

The approved plan for estimated revenues, unreserved fund balance, and appropriations for a fiscal year. Also referenced as "Adopted Budget."

### **FISCAL YEAR**

The twelve-month period on which financial accounting is based. The fiscal year for the County of Monterey is

July 1st through June 30th.

### **FUNCTION**

A group of activities aimed at achieving an objective. For example, "Public Protection" is a function.

### **FUND**

A fiscal and accounting entity that represents a sum of money made available for a particular purpose, e.g., General Fund, Library Fund.

### **FUND BALANCE**

An amount derived by the formula: "fund balance equal assets minus liabilities." All or a portion of this balance may be available to finance a succeeding year's budget.

### **GAAP**

Generally Accepted Accounting Principles are a set of accounting rules, standards, and practices that aim to standardize the classifications, assumptions, and procedures used in accounting.

### **GANN LIMIT**

Annual appropriation limits established in accordance with Article XIII B of the California Constitution. Paul Gann, president of the California Taxpayers Association, was instrumental in placing the amendment on the November 1978 ballot.

### **GASB**

The Governmental Accounting Standards Board is the current source of Generally Accepted Accounting Principles (GAAP) used by state and local governments in the United States.

### **GENERAL FUND**

The fund that supports general County services.

### **GENERAL FUND CONTRIBUTION (GFC)**

Local non-program revenues such as property taxes, sales and use taxes, and transient occupancy taxes which the Board of Supervisors appropriates through the annual budget process to supplement departments' program-specific revenues.

### **GRANT**

A payment or series of payments from one governmental unit to another for a specific purpose and time period, e.g., child abuse vertical protection program.

### **IMPREST FUNDS**

A sum of money to be used as petty cash.

### **INTER FUND TRANSFER**

A non-reciprocal transfer of resources from one fund to another fund.

### **INTRA FUND TRANSFER**

A non-reciprocal transfer of resources from one department to

another in the same fund.

### **MEDI-CAL**

The California Medical Assistance Program is the California Medicaid welfare program serving low-income families, seniors, persons with disabilities, children in foster care, pregnant women, and certain low-income adults.

### **NON-SPENDABLE FUNDS**

An amount that is not expected to be converted to cash such as inventories, prepaid items, long-term loans and notes receivable; or funds that are legally or contractually required to be maintained intact.

### **OBJECT TYPE OF EXPENDITURE**

A major type of expenditure, e.g., “Salaries and Benefits,” “Services and Supplies,” “Capital Assets” and “Other Charges.”

### **OPERATING TRANSFER IN/OUT**

The authorized transfer of funds from one fund/account/unit (Operating Transfer Out) to another made to support the normal level of operations of the receiving fund/account/unit (Operating Transfer In).

### **PUBLIC IMPROVEMENT CORPORATION**

A financing agent for the County that issues and manages the debt service for Certificates of Participation (COPs).

### **RECOMMENDED BUDGET**

The proposed plan for estimated revenues, unreserved fund balance, and appropriations for a fiscal year; presented to the Board of Supervisors by the County Administrative Officer in collaboration with County departments.

### **REIMBURSEMENT**

A repayment from the funds responsible for expenditures to the funds that initially paid for them.

### **RESERVE**

An amount set aside based on legal requirements.

### **RESTRICTED FUND**

Amounts with constraints imposed on their use by

external creditors, grantors, contributors, or laws or regulations of other governments, or imposed by law through constitutional provisions of enabling legislation.

### **REVENUE**

Money received which can be used to finance County operations, e.g., property taxes, sales taxes, fees, and state and federal grants.

### **SALARY SAVINGS**

The dollar amount of salaries saved due to position vacancies.

### **SCHEDULE**

A listing of financial data in a form and manner prescribed by a governing code, policy or standard.

### **SPECIAL DISTRICT**

A dependent (under the Board of Supervisors) or independent unit of local government generally organized to perform a single function, such as street lighting, water works, and fire protection.

### **SUBVENTIONS**

Payments by an outside agency, such as the State or Federal Government, for specific costs which originate in the County.

### **TAX REVENUE ANTICIPATION NOTE**

A note of short-term debt obligation issued by a state or local government with the understanding that a certain amount of taxes will be collected within an appreciable period of time.

### **TRANSIENT OCCUPANCY TAX (TOT)**

A California tax charged when occupying a room or other living space in a hotel, inn, motel, or other lodging for a period of less than 31 days.

### **UNASSIGNED FUNDS**

Any fund balance that has not been restricted, committed, or assigned in the General Fund. The General Fund should be the only fund that reports a positive unassigned fund balance amount. The only classification that can report negative fund balances is the unassigned category.

### **USER CHARGES (USER FEES)**

A fee for a public service paid by the party benefiting from the service.



This page intentionally left blank.



# Glossary of Acronyms

<b>AAA</b>	Area Agency on Aging
<b>AAB</b>	Assessment Appeals Board
<b>AAP</b>	Adoption Assistance Program
<b>AB</b>	Assembly Bill
<b>ACA</b>	Affordable Care Act
<b>ACAO</b>	Assistant County Administrative Officer
<b>ACFR</b>	Annual Comprehensive Financial Report
<b>ADA</b>	Americans with Disabilities Act
<b>ADCR</b>	Aging and Disability Resource Connection
<b>ADU</b>	Accessory Dwelling Unit
<b>AFDC</b>	Aid to Families with Dependent Children
<b>ALAE</b>	Allocated Loss Adjustment Expense
<b>AOC</b>	Administration Office of the Courts
<b>ARC</b>	Annual Required Contribution
<b>ARPA</b>	American Rescue Plan Act
<b>APS</b>	Adult Protective Services
<b>AVA</b>	Actuarial Value of Assets
<b>BCSD</b>	Boronda County Sanitation District
<b>BEYR</b>	Budget End of Year Report
<b>BOS</b>	Board of Supervisors
<b>CACEO</b>	California Association of Clerks and Elections Officials
<b>CAD</b>	Computer Aided Dispatch
<b>CALA</b>	Community Action Linking Adolescents
<b>CalAIM</b>	California Advancing and Innovating Medi-Cal
<b>CalFresh</b>	Federally known as the Supplemental Nutrition Assistance Program (SNAP)
<b>CalPERS</b>	California Public Employees Retirement System
<b>CAO</b>	County Administrative Office
<b>CAO</b>	County Administrative Officer
<b>CAP</b>	Community Action Partnership
<b>CAAH</b>	Central California Alliance for Health

<b>CCCP</b>	Criminal Court Collections Program
<b>CCR</b>	Continuum of Care Reform
<b>CCS</b>	California Children's Services
<b>CCTA</b>	California Coastal Trail Association
<b>CDBG</b>	Community Development Block Grants
<b>CDCR</b>	California Department of Corrections and Rehabilitation
<b>CDFA</b>	California Department of Food and Agriculture
<b>CDS</b>	County Disposal Site
<b>CEQA</b>	California Environmental Quality Act
<b>CERBT</b>	California Employers' Retiree Benefit Trust
<b>CFD</b>	Community Facilities District
<b>CFET</b>	CalFresh Employment and Training
<b>CFP</b>	County Facility Payment
<b>CHDP</b>	Child Health Disability Prevention
<b>CHPS</b>	Consumer Health Protection Services
<b>CIC</b>	Capital Improvement Committee
<b>CIMIS</b>	California Irrigation Management Information System
<b>CIP</b>	Capital Improvement Projects
<b>CJIS</b>	Criminal Justice Information System
<b>CJIS/SUSTAIN</b>	Integration of the Criminal Justice Information System with the State Court's System (SUSTAIN)
<b>CLPPP</b>	Childhood Lead Poisoning Prevention Program
<b>CMMS</b>	Computerized Maintenance Management System
<b>CMS</b>	Case Management System
<b>CMS</b>	Centers for Medicaid and Medicare Services
<b>CNC</b>	Creating New Choices
<b>COB</b>	Clerk of the Board
<b>COB</b>	Corrections Operations Bureau
<b>COBRA</b>	Consolidated Omnibus Budget Reconciliation Act
<b>COP</b>	Certificates of Participation

<b>COWCAP</b>	Countywide Cost Allocation Plan
<b>CRO</b>	Civil Rights Office
<b>CRT</b>	Civil Rights Training
<b>CSA</b>	County/Community Service Area
<b>CSAC</b>	California State Association of Counties
<b>CSBG</b>	Community Services Block Grant
<b>CSIP</b>	Castroville Seawater Intrusion Project
<b>CUPA</b>	Certified Unified Program Agency
<b>CWES</b>	CalWORKs Welfare-to-Work Employment Services
<b>CY</b>	Current Year
<b>CYE</b>	Current Year Estimate
<b>DA</b>	District Attorney
<b>DCSS</b>	Department of Child Support Services
<b>DEM</b>	Department of Emergency Management
<b>DHCS</b>	California Department of Health Care Services
<b>DJJ</b>	Department of Juvenile Justice
<b>DOJ</b>	Department of Justice
<b>DSA</b>	Development Set-Aside
<b>DSH</b>	Disproportionate Share Hospital
<b>DSS</b>	Department of Social Services
<b>DWPS</b>	Drinking Water Protection Services
<b>EAP</b>	Employee Assistance Program
<b>ECD</b>	Emergency Communications Department
<b>EDD</b>	Economic Development Department
<b>EGCSD</b>	East Garrison Community Service District
<b>EHRS</b>	Environmental Health Review Services
<b>EMS</b>	Emergency Medical Services
<b>EOC</b>	Emergency Operations Center
<b>EOP</b>	Equal Opportunity Plan
<b>ERG</b>	Employee Resource Group
<b>ERP</b>	Enterprise Resource Planning
<b>FC</b>	Foster Care
<b>FEMA</b>	Federal Emergency Management Agency
<b>FLSA</b>	Fair Labor Standards Act

<b>FORA</b>	Fort Ord Reuse Authority
<b>FPPC</b>	Fair Political Practices Commission
<b>FQHC</b>	Federally Qualified Health Center
<b>FQHC-LA</b>	Federally Qualified Health Center Look-Alike
<b>FSA</b>	Flexible Spending Account
<b>FTE</b>	Full Time Equivalent
<b>FY</b>	Fiscal Year
<b>GAAP</b>	Generally Accepted Accounting Principles
<b>GASB</b>	Governmental Accounting Standards Board
<b>GA-WEP</b>	General Assistance Work Experience Program
<b>GFC</b>	General Fund Contribution
<b>GFOA</b>	Government Finance Officers Association
<b>GI Bill</b>	Servicemen's Readjustment Act of 1944
<b>GIS</b>	Geographic Information Systems
<b>GL</b>	General Liability
<b>GRE</b>	Governing for Racial Equity
<b>GRM</b>	Graduated Responses and Incentives Matrix
<b>HAVA</b>	Help America Vote Act
<b>HCAHPS</b>	Hospital Consumer Assessment of Healthcare Providers and Systems
<b>HCD</b>	Housing & Community Development
<b>HDP</b>	Harassment and Discrimination Prevention
<b>HEAP</b>	Homeless Emergency Aid Program
<b>HHAP</b>	Homeless Housing, Assistance and Prevention Program
<b>HICAP</b>	Health Insurance Counseling and Advocacy Program
<b>HMMS</b>	Hazardous Materials Management Services
<b>HNT</b>	Hostage Negotiation Team
<b>HOME</b>	Housing Opportunity and More Efficiency
<b>HR</b>	Human Resources
<b>HRD</b>	Human Resources Department
<b>HRM</b>	Advantage Human Resources Management
<b>HRSA</b>	Health Resources and Services Administration

<b>HVAC</b>	Heating, Ventilation, and Air Conditioning
<b>IAR</b>	Inter-Agency Review
<b>IGLA</b>	Intergovernmental and Legislative Affairs
<b>IHSS</b>	In-Home Supportive Services
<b>ILP</b>	Independent Living Program
<b>ILS</b>	Integrated Library System
<b>IP</b>	Internet Protocol
<b>IRS</b>	Internal Revenue Service
<b>ISF</b>	Internal Service Fund
<b>ITD</b>	Information Technology Department
<b>JBCT</b>	Jail Based Competency Treatment
<b>JSORT</b>	Juvenile Sex Offender Response Team
<b>LAE</b>	Loss Adjustment Expenses
<b>LAFCO</b>	Local Agency Formation Commission
<b>LBAM</b>	Light Brown Apple Moth
<b>LEA</b>	CalRecycle's Local Enforcement Agency
<b>LEAP</b>	Local Early Action Planning Grant
<b>LMS</b>	Learning Management System
<b>LOD</b>	Learning and Organizational Development
<b>LSRA</b>	Laguna Seca Recreational Area
<b>MCAP</b>	Municipal Climate Action Plan
<b>MCBC</b>	Monterey County Business Council
<b>MCCVB</b>	Monterey County Convention and Visitors Bureau
<b>MCFC</b>	Monterey County Film Commission
<b>MCFL</b>	Monterey County Free Libraries
<b>MCLE</b>	Mandatory Continuing Legal Education
<b>MCOE</b>	Monterey County Office of Education
<b>MDM</b>	Mobile Device Management
<b>MEM</b>	Microsoft Endpoint Manager
<b>MFA</b>	Multi-Factor Authentication
<b>MFF</b>	Mobile Field Force
<b>MOE</b>	Maintenance of Effort
<b>MOU</b>	Memorandum of Understanding
<b>MPI</b>	Master Patient Index

<b>MRSWMP</b>	Monterey Regional Stormwater Management Program
<b>MRWMD</b>	Monterey Regional Waste Management District
<b>MVA</b>	Market Value of Assets
<b>MVAO</b>	Military and Veterans Affairs Offices
<b>NACO</b>	National Association of Counties
<b>NCQA</b>	National Committee for Quality Assurance
<b>NCRIC</b>	Northern California Regional Intelligence Center
<b>NFP</b>	Nurse Family Partnership
<b>NGEN</b>	Next Generation Public Safety Radio System Project
<b>NMC</b>	Natividad Medical Center
<b>NPDES</b>	National Pollutant Discharge Elimination System
<b>OCESA</b>	Office of Community Engagement and Strategic Advocacy
<b>OES</b>	Office of Emergency Services
<b>OET</b>	Office of Employment and Training
<b>OMB</b>	Office of Management and Budget
<b>OPEB</b>	Other Post-Employment Benefits
<b>PC</b>	Penal Code
<b>PCSD</b>	Pajaro County Sanitation District
<b>PD</b>	Public Defender
<b>PDO</b>	Public Defender's Office
<b>PEPRA</b>	Public Employee's Pension Reform Act
<b>PIC</b>	Public Improvement Corporation
<b>PMO</b>	Project Management Office
<b>PRIME</b>	Public Hospital Redesign and Incentives in Medi-Cal Program
<b>PSAP</b>	Public Safety Answering Point
<b>PTO</b>	Paid Time Off
<b>PWPF</b>	Public Works, Facilities, and Parks
<b>QIP</b>	Quality Incentive Program
<b>RCRC</b>	Rural County Representatives of California
<b>REAP</b>	Regional Early Access Planning Grant
<b>RFP</b>	Request for Proposal
<b>RLF</b>	Revolving Loan Fund
<b>RMA</b>	Resource Management Agency

<b>RMRA</b>	Road Maintenance and Rehabilitation Account
<b>ROPS</b>	Recognized Obligation Payment Schedule
<b>RRC</b>	Records Retention Center
<b>RRRS</b>	Recycling and Resource Recovery Services
<b>RSTRP</b>	Regional Surface Transportation Program
<b>SaaS</b>	Software as a Service
<b>SAFE</b>	Sexual Assault Felony Enforcement
<b>SAR</b>	Search and Rescue Team
<b>SART</b>	Sexual Assault Response Team
<b>SB</b>	Senate Bill
<b>SCRAMP</b>	Sports Car Racing Association of the Monterey Peninsula
<b>SIR</b>	Self-Insured Retention
<b>SNCP</b>	Safety Net Care Pool
<b>SNI</b>	Safety Net Institute
<b>SOD</b>	Sudden Oak Death
<b>SRPS</b>	Scenic Road Protective Structure
<b>SSI</b>	Supplemental Security Income
<b>SSI/SSP</b>	Supplemental Security Income/ State Supplementary Program
<b>SSRC</b>	Silver Star Resource Center
<b>STEAM</b>	Science, Technology, Engineering, Arts and Mathematics
<b>SUD</b>	Substance Use Disorder
<b>SVSWA</b>	Salinas Valley Solid Waste Authority
<b>SWAT</b>	Special Weapons and Tactics Team
<b>SWMS</b>	Solid Waste Management Services
<b>TAMC</b>	Transportation Agency for Monterey County
<b>TANF</b>	Temporary Assistance for Needy Families
<b>TBD</b>	To be determined

<b>THPP</b>	Transitional Housing Placement Program
<b>TMDL</b>	Total Maximum Daily Loads
<b>TOT</b>	Transient Occupancy Tax
<b>TPA</b>	Third Party Administrator
<b>TTC</b>	Treasurer-Tax Collector
<b>UAPD</b>	Union of American Physicians and Dentists
<b>UC</b>	University of California
<b>UCSF</b>	University of California, San Francisco
<b>ULAE</b>	Unallocated Loss Adjustment Expense
<b>UPS</b>	Uninterruptable Power Supply
<b>USDA</b>	United States Department of Agriculture
<b>VA</b>	Veterans Affairs
<b>VAMP</b>	Vehicle Asset Management Program
<b>VHF</b>	Very High Frequency
<b>VLF</b>	Vehicle License Fees
<b>VMT</b>	Vehicle Miles Traveled
<b>VRP</b>	Vehicle Replacement Program
<b>WAM</b>	Weighted Average Maturity
<b>WAN/LAN</b>	Wide Area/Local Area Networks
<b>WAP</b>	Work Alternative Program
<b>WDB</b>	Workforce Development Board
<b>WC</b>	Workers' Compensation
<b>WIA</b>	Workforce Investment Act
<b>WIOA</b>	Workforce Innovation and Opportunity Act
<b>WIB</b>	Workforce Investment Board
<b>WIC</b>	Women, Infants and Children
<b>WPC</b>	Whole Person Care
<b>YC</b>	Youth Center

---

# Glossary of Funds

---

**1001 – GENERAL FUND:** The general fund supports basic governmental functions including public safety, criminal justice, land use and environment, education, recreation, health and sanitation, public assistance, and finance and administration.

**1025 – PENSION TRUST:** This fund was established for the collection of unfunded accrued liability (UAL) supplemental pension payments to address the County's unfunded pension liability. Contributions from the supplemental payments are held in a Section 115 Trust with an external trust administrator.

**1201 – ROAD FUND:** A special fund for Road Services as required by State law. The Road Fund provides funding for road and bridge maintenance and construction activities. Major activities are traffic engineering, transportation planning, design and construction engineering of road improvements, development review, and maintenance and operation of County roads, bridges and utility infrastructure.

**1210 – LIBRARY FUND:** Monterey County Free Libraries (MCFL) is a special taxing authority under the County Library Law of 1911 and, as such, its operations are funded primarily through its own share of property tax.

**1220 – IN-HOME SUPPORT SERVICES (IHSS):** This fund provides for the cost of home care services to support the independence of aged, blind, and disabled persons, assisting them to live safely in their own home and community.

**1230 – FISH & GAME PROPAGATION FUND:** This fund provides for the administration of the County's Fish and Game Commission. The Commission oversees the allocation of Fish and Game fine monies for grants to organizations and agencies undertaking fish and game wildlife propagation or educational projects.

**1240 – COMMUNITY ACTION PARTNERSHIP (CAP):** This fund administers the Federal Community Services Block Grant. CAP contracts with community organizations to provide programs to advance and advocate for low-income and vulnerable populations.

**1250 – INCLUSIONARY HOUSING:** This fund facilitates development of housing for lower and moderate-income residents. The Fund is capitalized through payment of in-lieu fees by developers of subdivision projects and repayment of project loans made from inclusionary funds.

**1260 – ECONOMIC DEVELOPMENT PROGRAM:** This fund was established for the County's Small Business Revolving Loan Fund (RLF). The RLF supports the expansion, retention, and attraction of industry, commerce, and agriculture. Programs are intended to help diversify and strengthen the economic base of the local area by assisting businesses that are unable to secure suitable private financing for start-up and expansion costs.

**1270 – COMMUNITY DEVELOPMENT FUND:** This fund provides support for public infrastructure, community facilities and housing projects for very low-, low-, and moderate-income households.

**1280 – EMERGENCY MEDICAL SERVICE FUND:** This fund supports financing to plan, coordinate, and evaluate the countywide Emergency Medical Services (EMS) System. This includes maintaining countywide advance-life support services, contracting for ambulance and pre-hospital care services, monitoring and administering EMS training programs, planning for disaster medical response, and coordinating public information and education.

**1290 – WORKFORCE DEVELOPMENT BOARD:** Facilitates the coordination between the public and private sector in focusing resources to effectively educate, train, and place individuals with the necessary resources and skill set to meet employer demands.

**1300 – LOCAL REVENUE FUND:** Pursuant to AB 109, this fund was created to receive sales tax revenue and vehicle license fee revenue in support of public safety realignment funds. This is a grouping of funds 1301 through 1309.

**1301 – LOCAL REVENUE FUND DISTRICT ATTORNEY:** Pursuant to AB 109, this fund was created to receive sales tax revenue and vehicle license fee revenue in support of District Attorney realignment fund.

**1302 – LOCAL REVENUE FUND PUBLIC DEFENDER:** Pursuant to AB 109, this fund was created to receive sales tax revenue and vehicle license fee revenue in support of Public Defender realignment fund.

**1303 – LOCAL REVENUE FUND SHERIFF-CORONER:** Pursuant to AB 109, this fund was created to receive sales tax revenue and vehicle license fee revenue in support of Sheriff-Coroner realignment fund.

**1304 – LOCAL REVENUE FUND PROBATION:**

Pursuant to AB 109, this fund was created to receive sales tax revenue and vehicle license fee revenue in support of Probation realignment fund.

**1305 – LOCAL REVENUE FUND BEHAVIORAL HEALTH:**

Pursuant to AB 109, this fund was created to receive sales tax revenue and vehicle license fee revenue in support of Behavioral Health realignment fund.

**1306 – LOCAL REVENUE FUND:** Pursuant to AB 109, this fund was created to receive sales tax revenue and vehicle license fee revenue in support of Social Services realignment fund.

**1310 – BEHAVIORAL HEALTH:** This fund is designated to recognize the use of funds mandated for mental health purposes.

**1320 – HOMELAND SECURITY GRANT:** This fund provides for grant programs to support homeland security-related activities.

**1330 – HEALTH AND WELFARE:** This fund is used to recognize Sales Tax Revenue, Vehicle License Fees, and Maintenance of Effort used for health and social services realignment. This is a grouping of funds 1331 through 1339.

**1331 – HEALTH AND WELFARE PUBLIC HEALTH:** This fund is used to recognize Sales Tax Revenue, Vehicle License Fees, and Maintenance of Effort used for Public Health realignment.

**1332 – HEALTH AND WELFARE SOCIAL SERVICES:** This fund is used to recognize Sales Tax Revenue, Vehicle License Fees, and Maintenance of Effort used for Public Health realignment.

**1333 – HEALTH AND WELFARE BEHAVIORAL HEALTH:** This fund is used to recognize Sales Tax Revenue, Vehicle License Fees, and Maintenance of Effort used for Behavioral Health realignment.

**1340 – EMERGENCY COMMUNICATIONS:** This fund contains the operations of emergency and non-emergency call answering services to law enforcement and fire agencies in the County.

**1350 – NGEN OPERATIONS & MAINTENANCE:** This fund provides for the operations and maintenance cost of NGEN equipment.

**1360 – CLERK / RECORDER:** This fund serves as the repository for the County Clerk/Recorder's restricted revenue solely for the use of modernization, micrographics,

vital record, and electronic recording delivery system expenses. This is a grouping of funds 1361 through 1369.

**1361 – RECORDER'S MODERNIZATION:** This fund serves as the repository for the County Recorder's restricted revenue solely for the use of modernization expenses.

**1362 – RECORDER'S MICROGRAPHICS:** This fund serves as the repository for the County Recorder's restricted revenue solely for the use of micrographics expenses.

**1363 – RECORDER'S VITAL AND HEALT STATS:** This fund serves as the repository for the County Recorder's restricted revenue solely for the use of vital record expenses.

**1364 – CLERK'S VITAL AND HEALT STATS:** This fund serves as the repository for the County Clerk's restricted revenue solely for the use of vital record expenses.

**1365 – ELECTRONIC RECORDING DELIVERY SYSTEM:** This fund serves as the repository for the County Clerk/Recorder's restricted revenue solely for the use of electronic recording delivery system expenses

**1370 – HABITAT MANAGEMENT PROGRAM:** Per the Joint Community Facilities Agreement between Fort Ord Reuse Authority (FORA) and the County, this fund segregates Habitat Management allocated funds to provide habitat related services within or in FORA's Base wide Community Facilities District (CFD) in perpetuity.

**1380 – HITCHCOCK ROAD ANIMAL SERVICES:** This fund provides support for the Hitchcock Road Animal Services.

**1390 – EAST GARRISON COMMUNITY SERVICES DISTRICT:** This fund includes funding for activities to own, operate, and maintain designated municipal infrastructure within the East Garrison Development Project.

**1400 – COUNTY SERVICE AREAS:** These funds provide support for county service areas. This is a grouping of funds 1401 through 1499.

**1401 – CSA 1 CARMEL POINT:** This fund provides support for the streetlight system.

**1402 – CSA 9 OAK PARK:** This fund provides support for the storm drainage and streetlight systems.

**1403 – CSA 10 LAGUNA SECA RANCH:** This fund provides support for wastewater reclamation.

**1406 – CSA 15 SERRA VILLAGE, TORO PARK:** This fund provides support for the storm drainage, Min-Parks, Open Space, and streetlight systems.

**1407 – CSA 17 RANCHO TIERRA GRANDE:** This fund provides support for the Open Space Fire Maintenance system.

**1408 – CSA 19 CARMEL MEADOWS:** This fund provides support for the streetlight system.

**1409 – CSA 20 ROYAL ESTATES:** This fund provides support for the storm drainage & streetlight systems.

**1410 – CSA 23 CARMEL RANCHO:** This fund provides support for the storm drainage, streetlight, parkway maintenance, and sidewalk maintenance systems.

**1411 – CSA 24 PEDRAZZI SUBDIVISION / INDIAN SPRINGS:** This fund provides support for the storm drainage system.

**1412 – CSA 25 CARMEL VALLEY GOLF & COUNTRY CLUB:** This fund provides support for the storm drainage and streetlight systems.

**1413 – CSA 26 NEW MOSS LANDING HEIGHTS:** This fund provides support for the streetlight system.

**1414 – CSA 30 RANCHO MAR MONTE:** This fund provides support for the storm drainage system.

**1415 – CSA 31 AROMAS HILLS SUBDIVISION:** This fund provides support for the storm drainage system.

**1416 – CSA 32 GREEN VALLEY ACRES / MOON SUBDIVISION:** This fund provides support for the storm drainage and streetlight systems.

**1417 – CSA 33 COAST RIDGE / CARMEL SUR:** This fund provides support for the storm drainage system.

**1418 – CSA 34 RANCHO RIO VISTA / CARMEL KNOLLS:** This fund provides support for the storm drainage system.

**1419 – CSA 35 PARADISE PARK / RANCHO BORROMEO:** This fund provides support for the storm drainage and streetlight systems.

**1420 – CSA 37 COLONIAL OAK ESTATES:** This fund provides support for the storm drainage system.

**1421 – CSA 38 PARADISE LAKE ESTATES:** This fund provides support for the storm drainage system.

**1422 – CSA 41 GABILAN ACRES / BORONDA:** This fund provides support for the streetlight system.

**1423 – CSA 44 CORRAL DE TIERRA OAKS:** This fund provides support for the storm drainage and streetlight systems.

**1424 – CSA 45 OAK HILLS:** This fund provides support for the storm drainage and streetlight systems.

**1425 – CSA 45 OAK HILLS – OPEN SPACE:** This fund provides support for the Open Space systems.

**1426 – CSA 47 CARMEL VIEWS / MAR VISTA:** This fund provides support for the storm drainage and streetlight systems.

**1427 – CSA 50 RIOWAY TRACT NO.2:** This fund provides support for the storm drainage and flood control systems.

**1428 – CSA 51 HIGH MEADOWS:** This fund provides support for the storm drainage and streetlight systems.

**1429 – CSA 52 CARMEL VALLEY VILLAGE:** This fund provides support for the storm drainage system.

**1430 – CSA 53 ARROYO SECO:** This fund provides support for the storm drainage system.

**1431 – CSA 54 MANZANITA / SANSI SUBDIVISIONS:** This fund provides support for the storm drainage system.

**1432 – CSA 55 ROBLES DEL RIO:** This fund provides support for the storm drainage system.

**1433 – CSA 56 DEL MESA CARMEL:** This fund provides support for the storm drainage and fire roads systems.

**1434 – CSA 57 LOS TULARES SUBDIVISION:** This fund provides support for the storm drainage and Open Space systems.

**1435 – CSA 58 VISTA DORADO:** This fund provides support for the storm drainage and streetlight systems.

**1436 – CSA 62 RANCHO DEL MONTE 14:** This fund provides support for the storm drainage system.

**1437 – CSA 66 OAK TREE VIEWS:** This fund provides support for the storm drainage, Open Space, playground, street maintenance, and streetlight systems.

**1438 – CSA 67 CORRAL DE TIERRA OAKS 4:** This fund provides support for the storm drainage and streetlight systems.

**1439 – CSA 68 VIERRA CANYON KNOLLS:** This fund provides support for the storm drainage system.

**1440 – CSA 69 RALPH LANE:** This fund was established to provide sanitation services; however, most the parcels were detached, and services are being provided by Cal Water. There are no services currently being provided.

**1441 – CSA 72 LAS PALMAS RANCH:** This fund provides support for the storm drainage system.

**1442 – CSA 74 AMBULANCE:** This fund provides support for County ambulance service.

**1443 – CSA 75 CHUALAR CONSOLIDATED:** This fund provides support for the wastewater collection and treatment, streetlights, and storm drainage systems.

**1520 – SANITATION DISTRICTS:** These funds provide support for Sanitation Districts. This is a grouping of funds 1521 through 1529.

**1521 – PAJARO COUNTY SANITATION DISTRICT:** This fund provides support for the wastewater collection system.

**1523 – CARMEL VALLEY COUNTY SANITATION DISTRICT:** This fund provides support for the Carmel Valley Sanitation Zone #2 District.

**1524 – BORONDA COUNTY SANITATION DISTRICT:** This fund provides support for the wastewater collection system.

**1525 – SAN JERARDO:** This fund provides support for the water system, part of the Boronda County Sanitation District.

**1530 – HOUSING SUCCESSOR:** These Set-Aside funds contain tax increment revenue that provides support for very low-, low- and moderate-income housing in accordance with California's Redevelopment Law. Assigned to Successor Agency. This is a grouping of funds 1531 through 1539.

**1531 – CASTROVILLE-PAJARO HOUSING SET-ASIDE:** The Castroville-Pajaro Housing Set-Aside fund contains tax increment revenues that provide support for very low-, low-, and moderate-income housing in the Castroville-Pajaro Project Area in accordance with

California Redevelopment Law. Assigned to Successor Agency.

**1532 – BORONDA HOUSING SET-ASIDE:** The Boronda Housing Set-Aside fund contains tax increment revenues that provide support for very low-, low-, and moderate-income housing in the Boronda Project Area in accordance with California Redevelopment Law. Assigned to Successor Agency.

**1533 – FORT ORD HOUSING SET-ASIDE:** The Fort Ord Housing Set-Aside fund contains tax increment revenues that provide support for very low-, low-, and moderate-income housing in the Fort Ord Project Area in accordance with California Redevelopment Law. Assigned to Successor Agency.

**1534 – EAST GARRISON HOUSING SET-ASIDE:** The East Garrison Housing Set-Aside fund contains tax increment revenues that provide support for very low-, low-, and moderate-income housing in the East Garrison portion of the Fort Ord Project Area in accordance with California Redevelopment Law. Assigned to Successor Agency.

**1800 – DEBT SERVICE:** These funds fund debt payments and related expense. This is a grouping of funds 1801 through 1899.

**1805 – PUBLIC IMPROVEMENT CORPORATION DEBT SERVICE:** This fund funds debt payments and related expenses for Certificates of Participation issued by the Public Improvement Corporation.

**1810 – CSIP DEBT SERVICE:** This fund funds debt payments and related expenses for the Castroville Seawater Intrusion Project.

**1820 – BORONDA COUNTY SANITATION REVENUE BOND:** This Bond Revenue Fund is used for sanitation for Boronda County Sanitation District.

**1825 – PAJARO COUNTY SANITATION SEWER REVENUE:** This Bond Revenue Fund is used for sanitation for Pajaro County Sanitation District.

**1830 – CHUALAR COUNTY WATER SERVICE AREA:** This Bond Revenue Fund is used for streets in Chualar County Service Area.

**1900 – CAPITAL PROJECTS FUNDS:** These Capital Projects Funds track the construction costs of new County facilities and major renovations. This is a grouping of funds 1901 through 1999.



**1905 – EAST GARRISON COMMUNITY FACILITY DISTRICT:** This fund includes funding for activities undertaken by the East Garrison Public Financing Authority, including the formation and operation of a Community Facilities District to finance the acquisition, construction and operation of public capital facilities in East Garrison.

**1910 – EAST GARRISON DEVELOPER REIMBURSEMENTS:** This fund is used to track the expenditures and reimbursement receipts of the East Garrison Developer when performing project administration or land use activities associated with the development.

**1930 – CAPITAL PROJECTS:** This Capital Projects Fund tracks the construction costs of new County facilities and major renovations.

**1935 – NGEN RADIO PROJECT:** This fund supports the County's activities as the lead agency for the Next Generation (NGEN) Radio Project.

**2010 – NATIVIDAD MEDICAL CENTER:** This Enterprise fund is for Natividad Medical Center operations.

**2020 – LAKE AND RESORT OPERATIONS:** This Enterprise fund is for Lake Nacimiento and Lake San Antonio Resorts operations.

**2030 – LAGUNA SECA RECREATIONAL AREA:** This Enterprise Fund is for the Laguna Seca Recreational Area operations.

**2105 – WORKERS' COMP FUND:** The Workers' Compensation Internal Service Fund contains expenses related to Workers' Compensation claims, settlements, judgments, administration, legal defense costs, and excess insurance premiums.

**2110 – GENERAL LIABILITY:** The General Liability Internal Service Fund (ISF) contains expenses related to General Liability Insurance claims, settlements, judgments, administration, legal defense costs, and excess insurance premiums.

**2120 – BENEFIT PROGRAMS FUND:** The Benefits Internal Service Fund contains revenue and expenditures related to the County's self-insured programs such as dental and vision insurance, disability insurance, as well as miscellaneous benefits. This is a grouping of funds 2121 through 2199.

**2125 – DENTAL:** This Internal Service Fund contains revenue and expenditures related to the County's self-insured dental program.

**2130 – DISABILITY:** This Internal Service Fund contains revenue and expenditures related to the County's disability program.

**2135 – EMPLOYEE ASSISTANCE PROGRAM:** This Internal Service Fund contains revenue and expenditures related to the County's employee assistance program.

**2140 – FLEXIBLE SPENDING ACCOUNT:** This Internal Service Fund contains revenue and expenditures related to the County's FSA program.

**2145 – OTHER POSTEMPLOYMENT BENEFITS:** This Internal Service Fund contains revenue and expenditures related to the County's other postemployment benefit programs.

**2150 – UNEMPLOYMENT:** This Internal Service Fund contains revenue and expenditures related to the County's unemployment program.

**2155 – VISION:** This Internal Service Fund contains revenue and expenditures related to the County's self-insured vision program.

**2160 – MISCELLANEOUS BENEFITS:** This Internal Service Fund contains revenue and expenditures related to the County's other benefit programs.

**2200 – RESOURCE PLANNING:** This fund provides funds for capital projects that require replacement, maintenance, or upgrades during the life of the asset. The fund serves to establish a capital funding process, generating funds over the life of an asset, and thereby minimizing fiscal impacts to operations. This is a grouping of funds 2201 through 2229.

**2205 – BUILDING IMPROVMENTS AND REPLACEMENTS:** This fund provides funds for building improvement or replacement capital projects.

**2210 – EQUIPMENT IMPROVMENTS AND REPLACEMENTS:** This fund provides funds for improvements or replacements to equipment assets.

**2215 – ENTERPRISE RESOURCE PLANNING:** This fund provides funds for the ERP upgrade project.

**2220 – VEHICLE RESOURCE PLANNING:** This fund provides funds for vehicle replacements.