

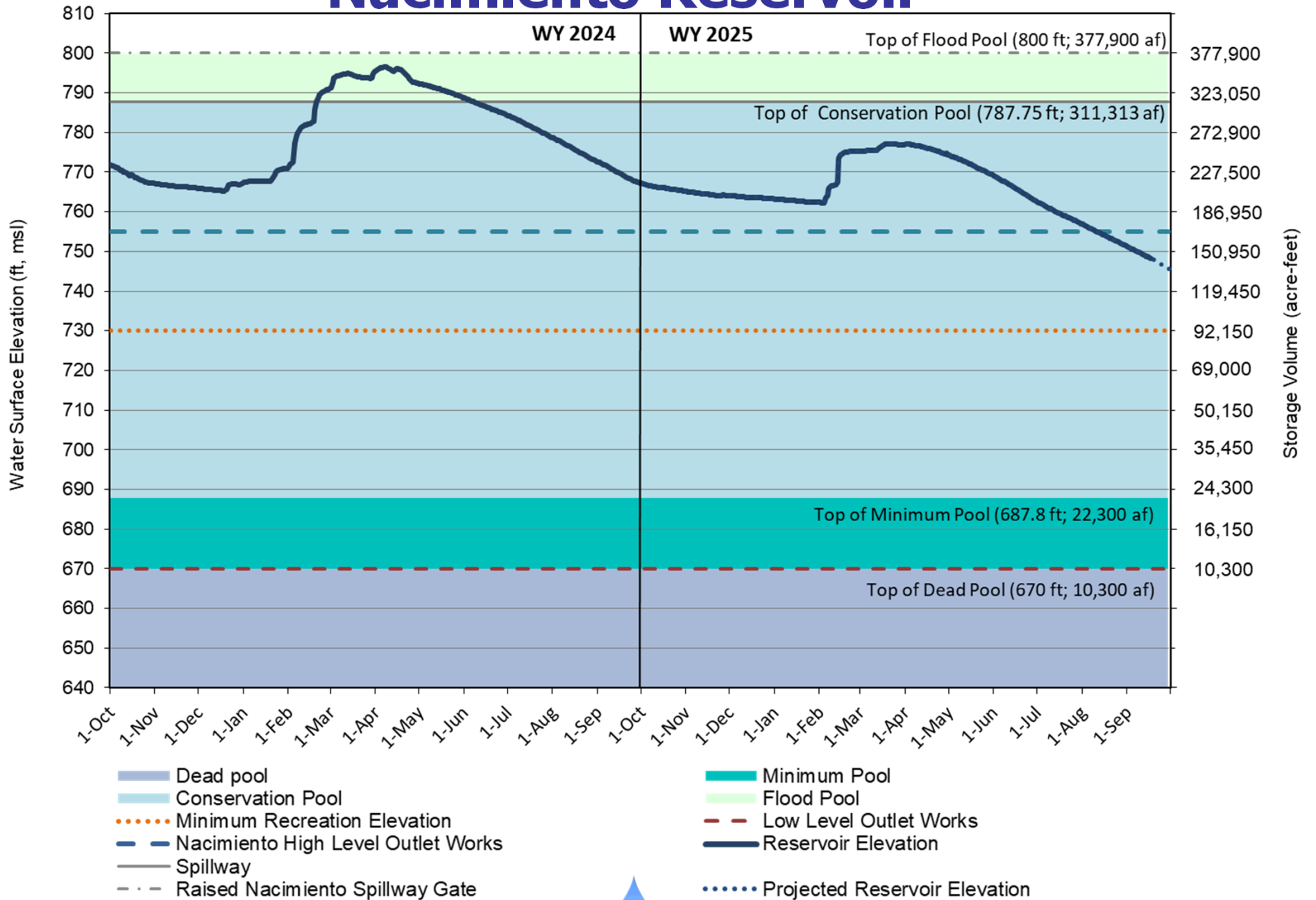
# Current Reservoir Conditions

## (8/20/25)

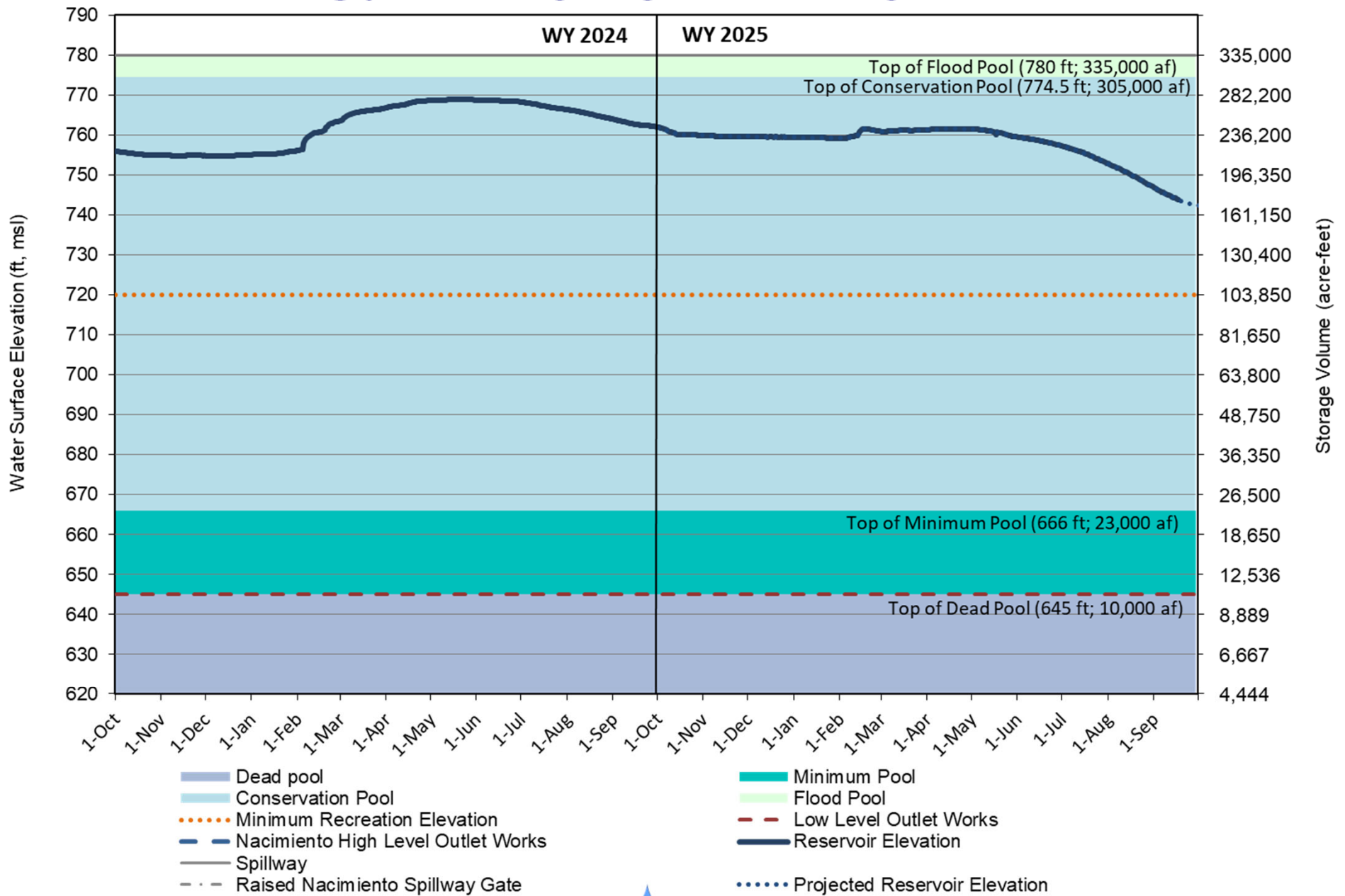
	Nacimiento	San Antonio
Percentage of Capacity	38%	52%
Elevation (ft.)	748.25	743.85
Storage (ac-ft)	145,038	174,233
Releases (cfs)	260	285



# Nacimientto Reservoir



# San Antonio Reservoir



# Synopsis of Reservoir Release Changes

## Since March 28, 2025

	San Antonio Reservoir		Nacimiento Reservoir		
Date	Starting Flow	Ending Flow	Starting Flow	Ending Flow	Total Releases
March 28, 2025	10	10	220	260	270
April 22, 2025	10	10	260	300	310
May 2, 2025	10	50	300	300	350
May 6, 2025	50	90	300	300	390
May 9, 2025	90	90	300	360	450
May 15, 2025	90	130	360	360	490
May 16, 2025	130	130	360	400	530
May 23, 2025	130	260	400	270	530
May 27, 2025	260	100	270	400	500
June 3, 2025	100	75	400	400	475
June 12, 2025	75	115	400	400	515
June 20, 2025	115	155	400	400	555
June 30, 2025	155	155	400	375	530
July 1, 2025	155	200	375	330	530
July 11, 2025	200	240	330	330	570
July 14, 2025	240	280	330	280	560
July 18, 2025	280	305	280	280	585
August 1, 2025	305	305	280	310	615
August 7, 2025	305	335	310	280	615
August 20, 2025	335	375	280	280	655
September 2, 2025	375	350	280	280	630
September 5, 2025	350	325	280	280	605
September 10, 2025	325	285	280	280	565
September 16, 2025	285	245	280	260	505



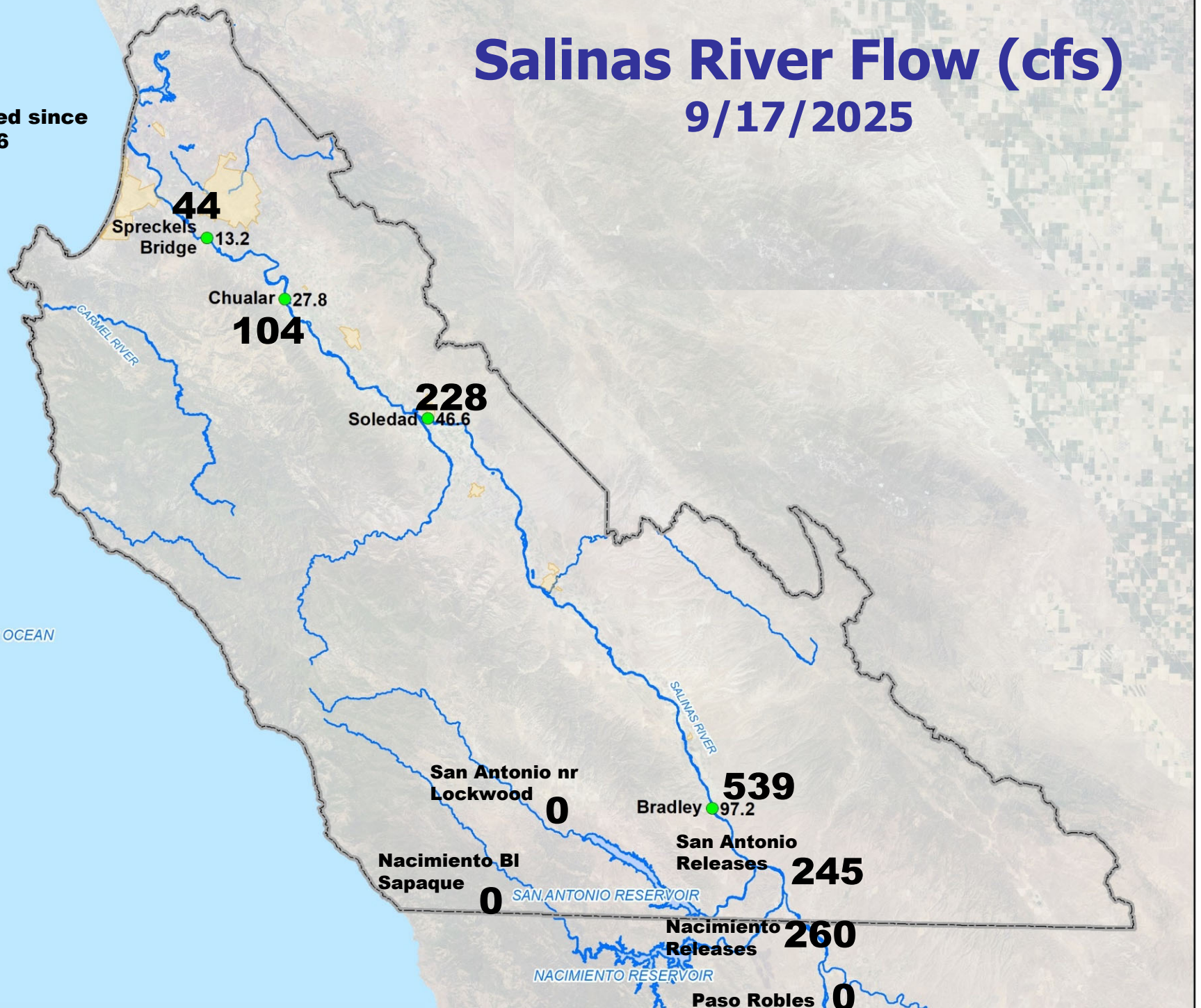


# Salinas River Flow (cfs)

9/17/2025

Lagoon: Closed since  
May 16

PACIFIC OCEAN



## 2025 Reservoir Release Schedule

### Original

Month	Combined Releases (cfs)	Nacimiento Releases (cfs)	San Antonio Releases (cfs)	Nacimiento Elevation (ft)	San Antonio Elevation (ft)
Jan	<b>73</b>	<b>63</b>	<b>10</b>	<b>763.2</b>	<b>759.5</b>
Feb	<b>172</b>	<b>60</b>	<b>112</b>	<b>762.4</b>	<b>759.2</b>
Mar	<b>218</b>	<b>151</b>	<b>67</b>	<b>775.4</b>	<b>760.8</b>
Apr	380	368	12	<b>775.6</b>	<b>760.6</b>
May	409	326	84	770.2	760.1
Jun	488	358	131	764.5	758.5
Jul	600	270	330	757.9	755.8
Aug	638	275	363	752.0	749.8
Sep	470	279	191	745.6	743.0
Oct	220	158	62	738.9	739.2
Nov	70	60	10	734.7	737.7
Dec	70	60	10	732.8	737.3
Jan				731.1	737.0

### Updated

Month	Combined Releases (cfs)	Nacimiento Releases (cfs)	San Antonio Releases (cfs)	Nacimiento Elevation (ft)	San Antonio Elevation (ft)
Jan	<b>73</b>	<b>63</b>	<b>10</b>	<b>763.2</b>	<b>759.5</b>
Feb	<b>172</b>	<b>60</b>	<b>112</b>	<b>762.4</b>	<b>759.2</b>
Mar	<b>203</b>	<b>144</b>	<b>59</b>	<b>775.4</b>	<b>760.8</b>
Apr	<b>288</b>	<b>278</b>	<b>10</b>	<b>777.1</b>	<b>761.3</b>
May	<b>471</b>	<b>348</b>	<b>123</b>	<b>774.2</b>	<b>761.4</b>
Jun	<b>513</b>	<b>398</b>	<b>116</b>	<b>768.9</b>	<b>759.2</b>
Jul	<b>558</b>	<b>299</b>	<b>259</b>	<b>762.3</b>	<b>757.1</b>
Aug	<b>623</b>	<b>280</b>	<b>344</b>	<b>756.7</b>	<b>752.6</b>
Sep	512	275	237	<b>751.1</b>	<b>746.6</b>
Oct	220	158	62	745.1	742.4
Nov	70	60	10	741.2	740.9
Dec	70	60	10	739.5	740.6
Jan				737.9	740.3

Note: Table on left shows the Reservoir Release Schedule to be presented at the April 21, 2025 Board of Directors meeting. Table on the right is current as of September 17, 2025. Bold text indicates actual values. The Reservoir Release Schedule includes estimated monthly release values to meet the goals of dam safety, flood protection, groundwater recharge, operation of the SRDF, water supply, fish migration, fish habitat requirements, agriculture, and recreation while complying with water rights, permits, and existing agreements. Salinas River conditions are dynamic, and the reservoir releases required to meet downstream goals can vary based on watershed and climatic conditions. The Release Schedule is updated throughout the year with actual releases and updated estimates to reflect these changing conditions.

