



County of Monterey FY 2025-26 Baseline Budget

Board of Supervisors'
Meeting

March 25, 2025

Discussion Items

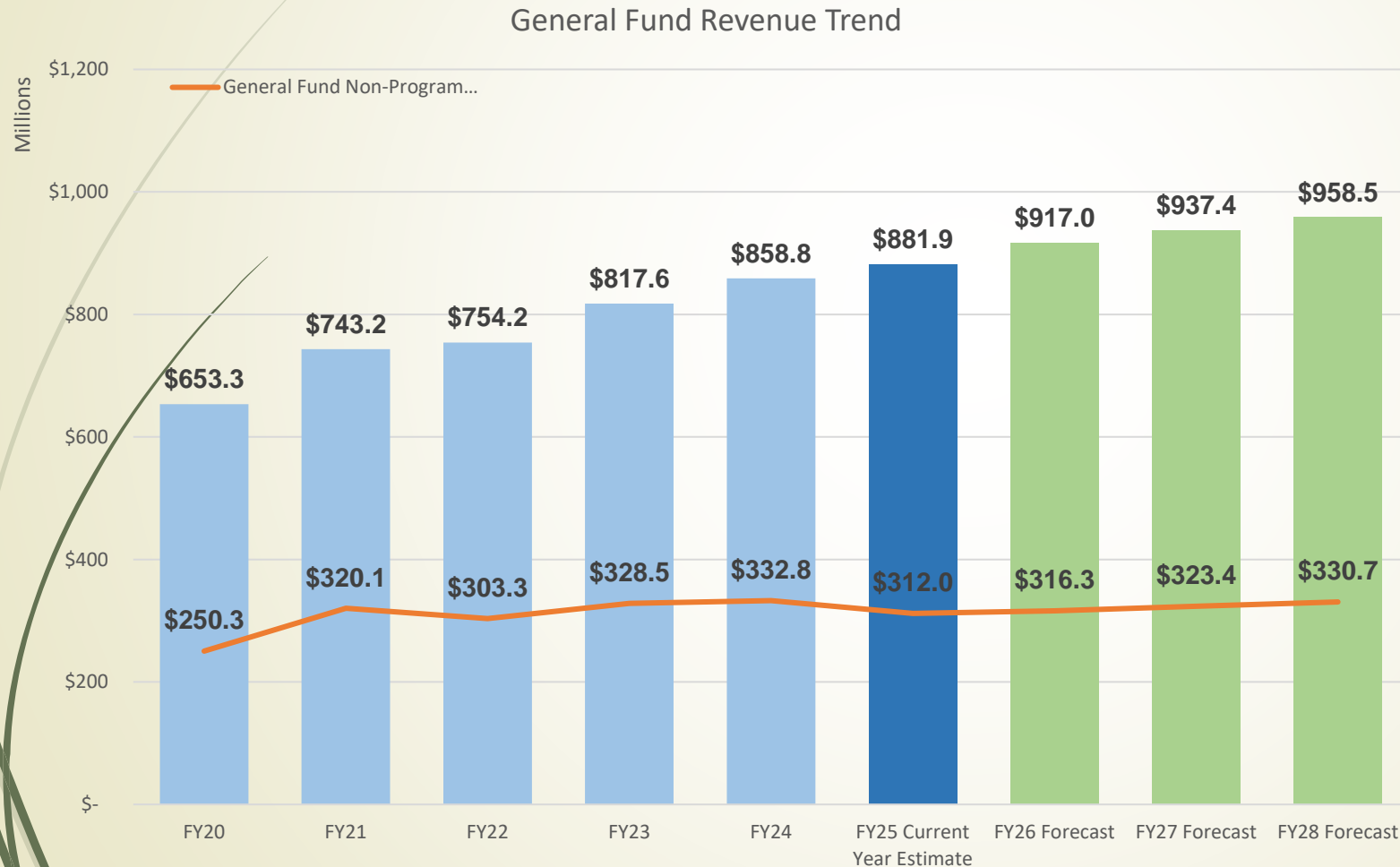
- General Fund
 - Year-end Estimate and Forecast Overview
 - Revenue Trends
 - Expenditure Trends and Cost Drivers
- Other Funds
- Next Steps

General Fund – Current Year

	2023-24	FY 2024-25			2025-26	2026-27	2027-28
	Actual	Adopted	Modified	Year-End Estimate	Forecast		
Available Financing:							
Beg. Unassigned Fund Balance	\$ 27.4	\$ 5.2	\$ 10.7	\$ 10.7	\$ -	\$ -	\$ -
Release of Fund Balance	63.3	13.3	13.3	15.3	-	-	-
Revenues	<u>858.8</u>	<u>873.8</u>	<u>876.2</u>	<u>881.8</u>	<u>917.0</u>	<u>937.4</u>	<u>958.5</u>
Total Financing Sources	\$ 949.5	\$ 892.3	\$ 900.2	\$ 907.8	\$ 917.0	\$ 937.4	\$ 958.5
Financing Uses:							
Assignments/Restrictions	\$ 84.6	\$ -	\$ -	\$ -	\$ -	\$ -	\$ -
Expenditures	830.2	883.9	892.0	886.7	958.9	1,003.9	1,051.6
Salary Adjustment					(7.4)	(7.8)	(8.3)
Appropriation for Contingencies	<u>-</u>	<u>8.4</u>	<u>8.2</u>	<u>8.1</u>	<u>8.8</u>	<u>8.7</u>	<u>8.8</u>
Total Financing Uses	\$ 914.8	\$ 892.3	\$ 900.2	\$ 894.8	\$ 960.3	\$ 1,004.8	\$ 1,052.1
Ending Unassigned Fund Balance	\$ 34.7	\$ -	\$ -	\$ 13.0	\$ (43.3)	\$ (67.4)	\$ (93.6)

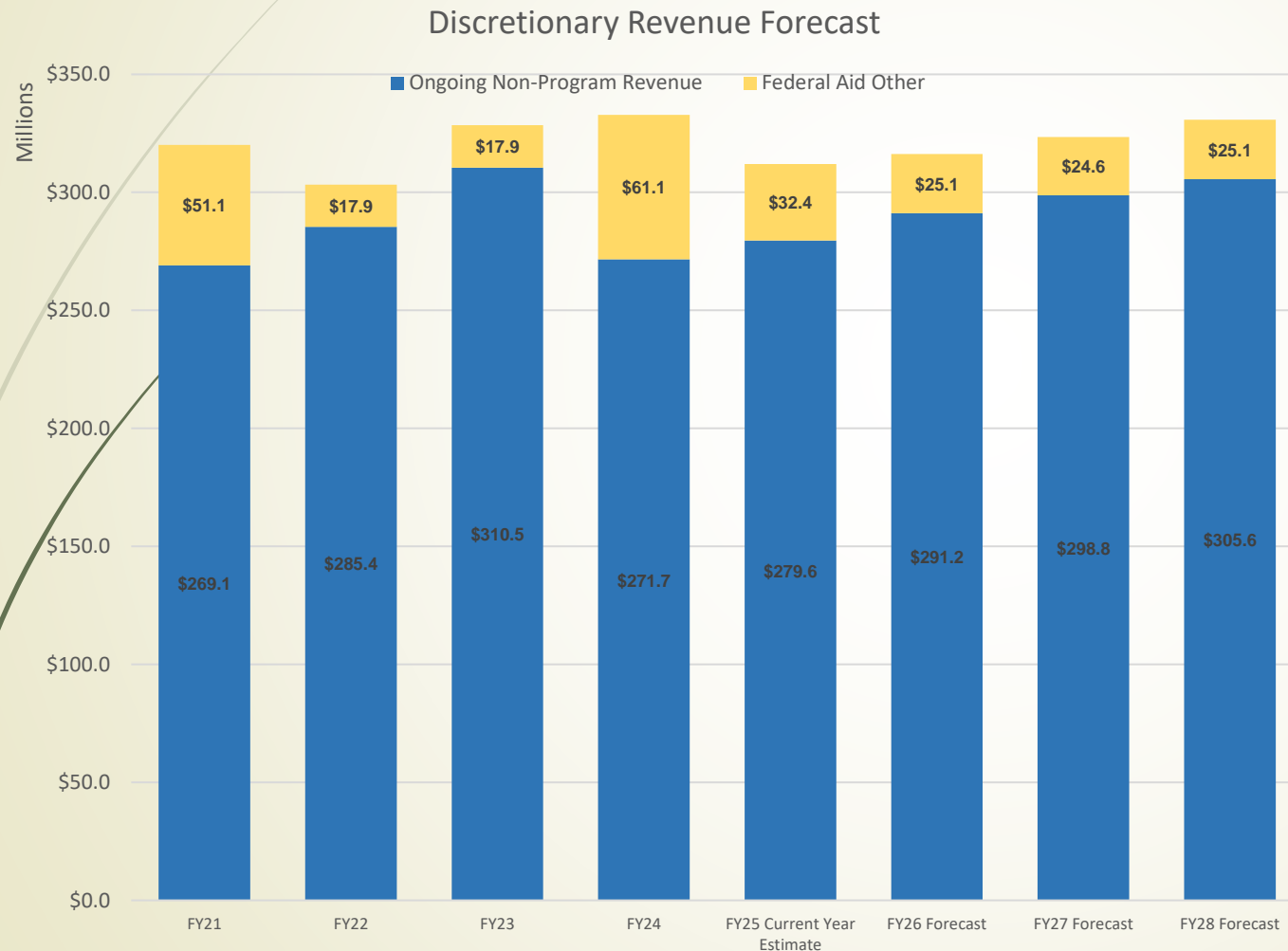
- Current Year (CY) estimate favorable
- Shows positive balance adding \$13.0 million to unassigned fund balance of this \$8.5 is assigned to Natividad for the new computer system
- Forecasted years show \$43.3 million deficit in FY 2025-26, which grows to \$67.4 and \$93.6 million in FY 2026-27 and FY 2027-28

General Fund - Revenue



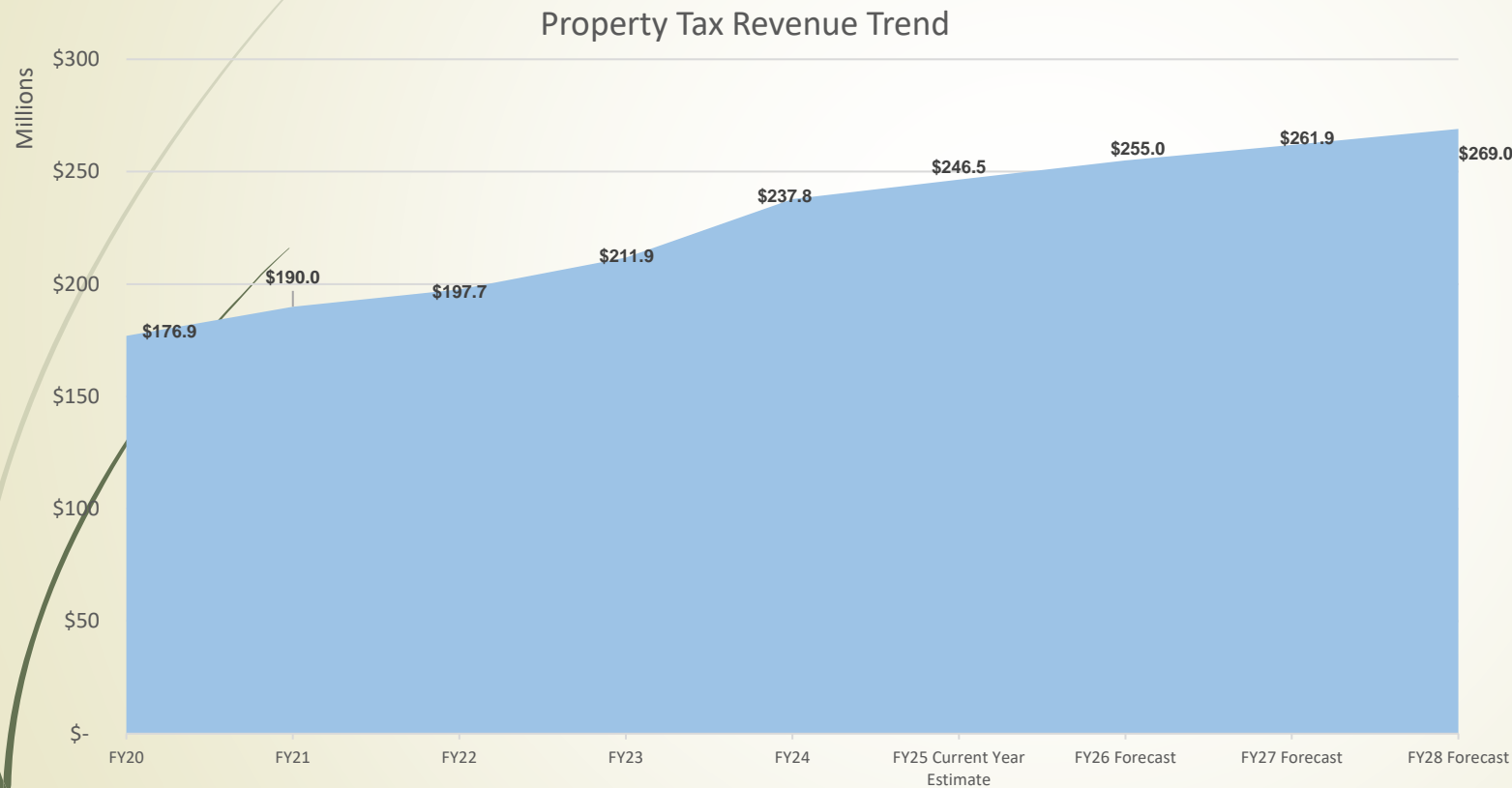
- Still increasing
- Estimated to increase by \$23.1 million in FY 2024-25 when compared to actuals in FY 2023-24
- Non-program revenue expected to decrease compared to FY 2024-25 due to one-time ARPA funds received; expected to increase in years thereafter

General Fund – Discretionary Revenue



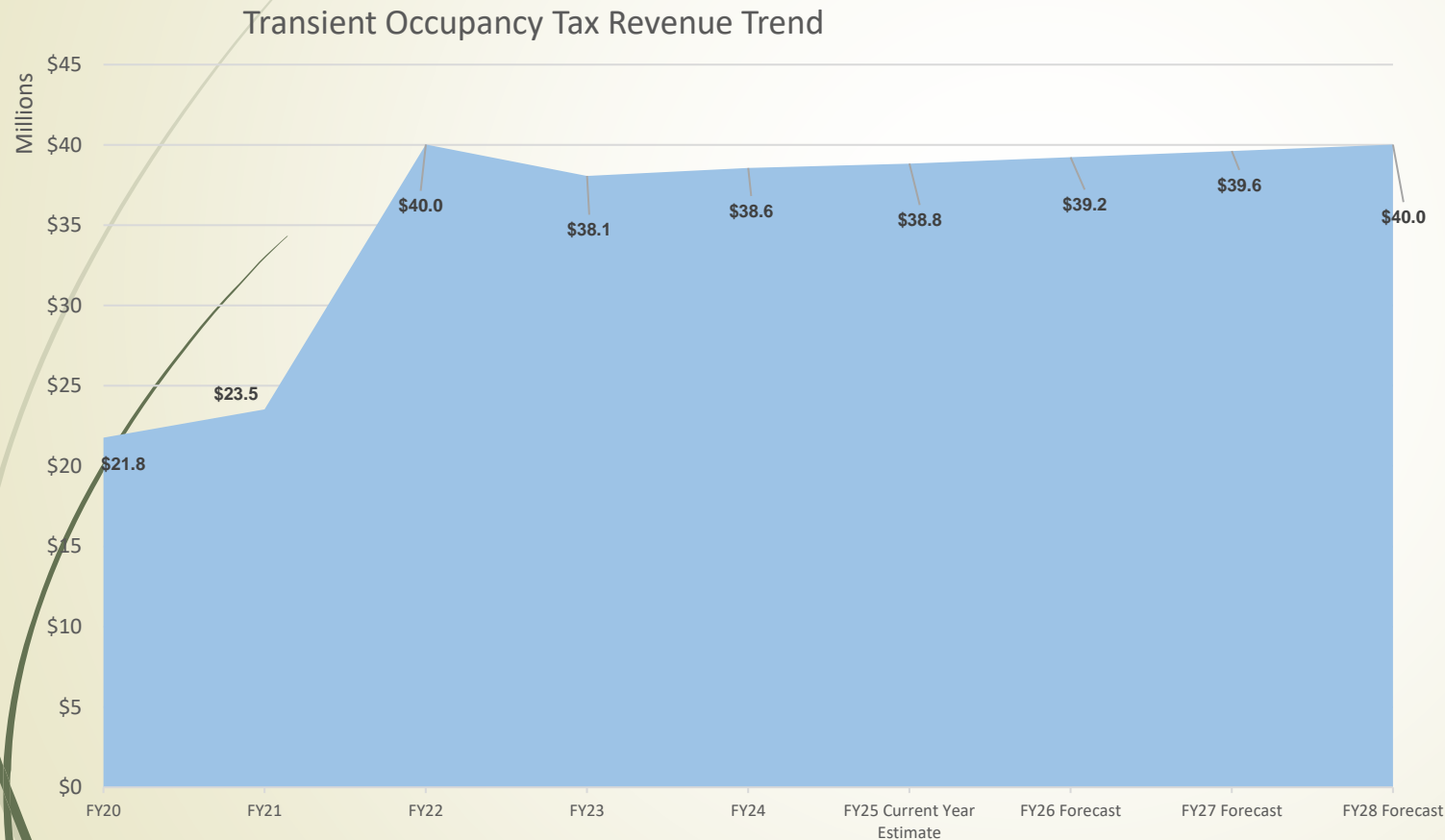
- Projected higher by \$7.9 million, mostly due to increased property tax revenues
- Forecast years and CY assume one-time revenue is not received, resulting in decrease in federal aid from ARPA revenues

General Fund Discretionary Revenue Drivers – Property Tax



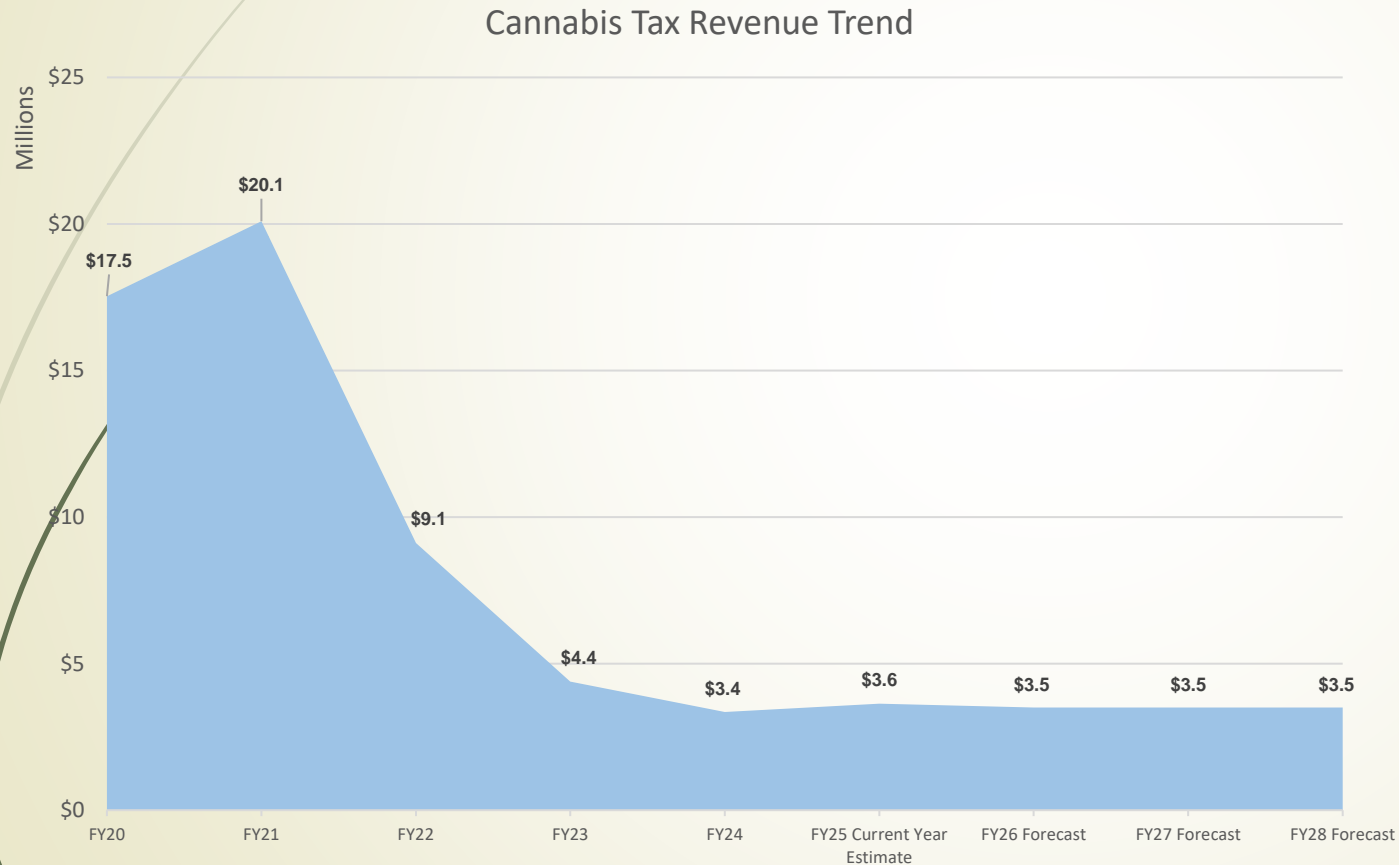
- Continued to grow, with most significant growth occurring in FY 2023-24; further growth projected in forecast years

General Fund Discretionary Drivers - TOT



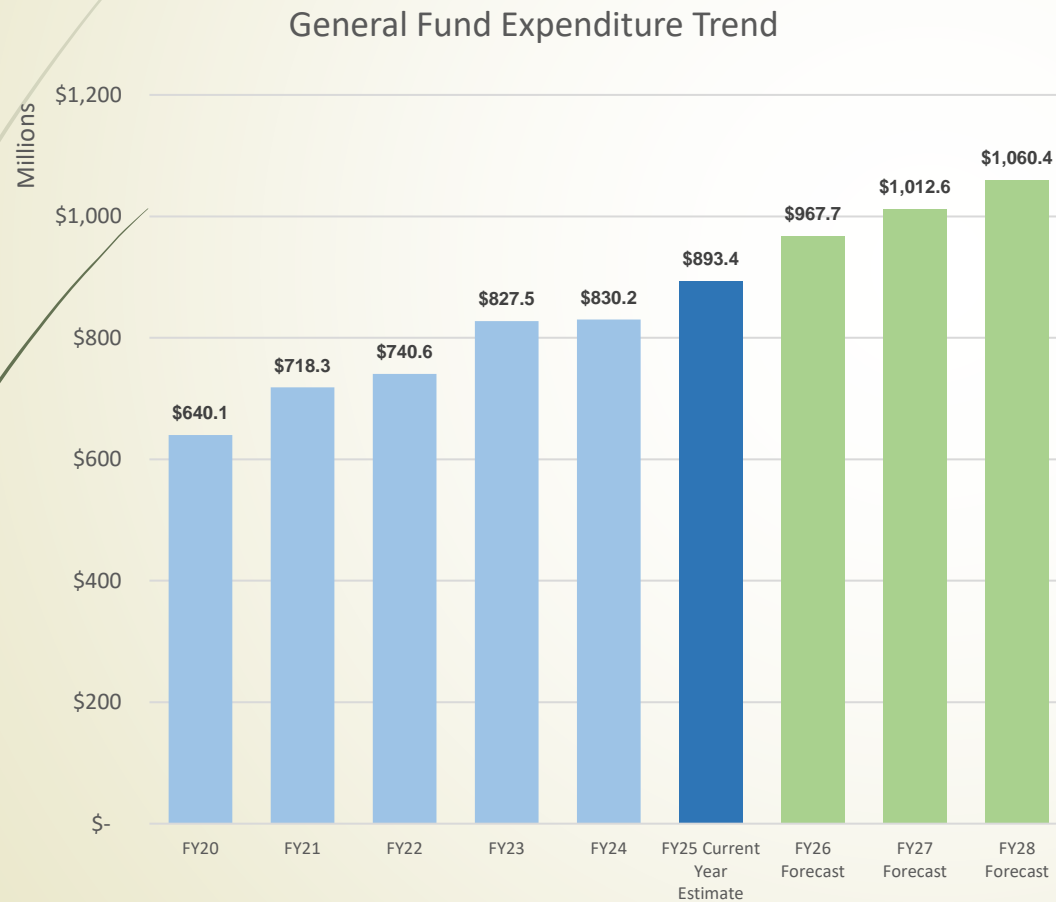
- Second largest source of discretionary revenue; also, one of the most volatile as it responds quickly to changes in the economy
- Revenue projected to increase in forecast years assuming no downturn in economy

General Fund – Cannabis Revenue



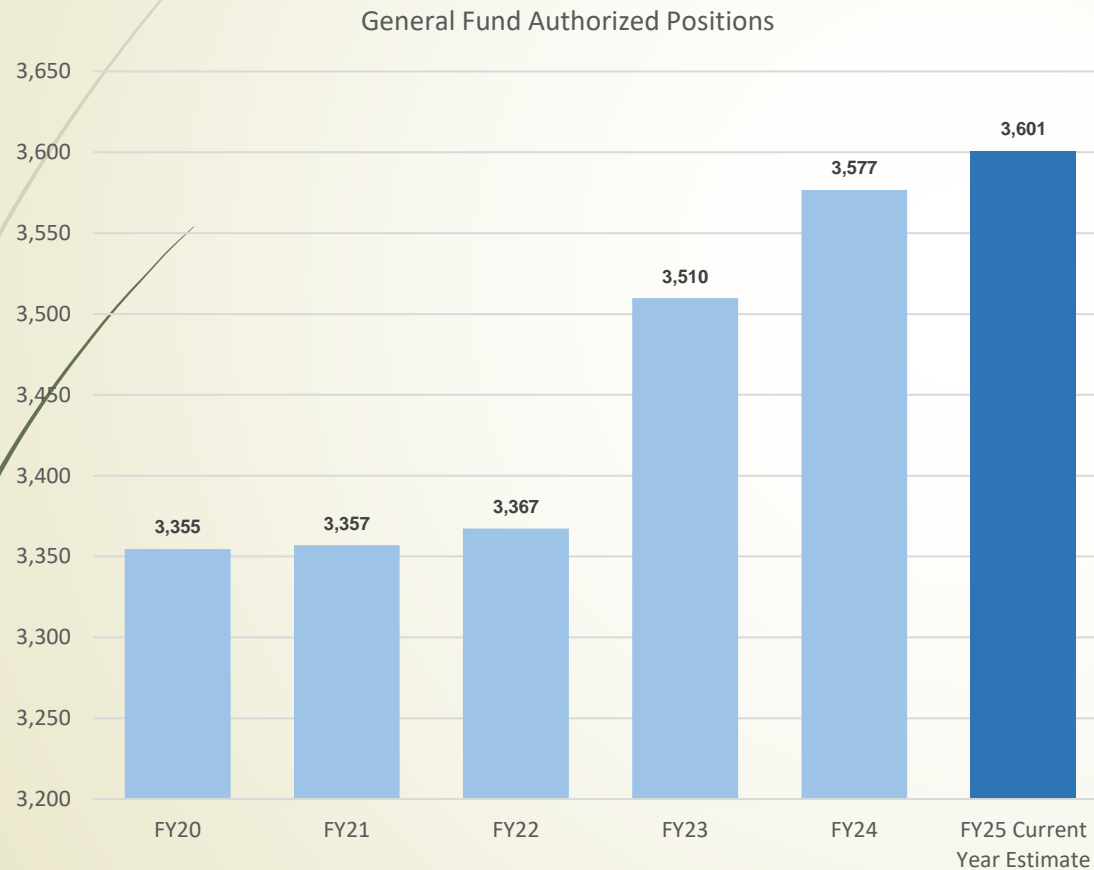
- Changed significantly year over year since its inception; latest estimate indicates revenue source will be \$3.6 million in FY 2024-25.
- Estimate down from prior estimates of over \$5 million
- \$2.7 million in revenue collected in FY 2024-25, as of February 18, 2025

General Fund – Expenditures Trend



- Continue to grow at a faster rate than revenue
- CY estimates at \$7.3 million below budget
- Expenses continue to grow in forecast years due to cost drivers depicted in subsequent slides

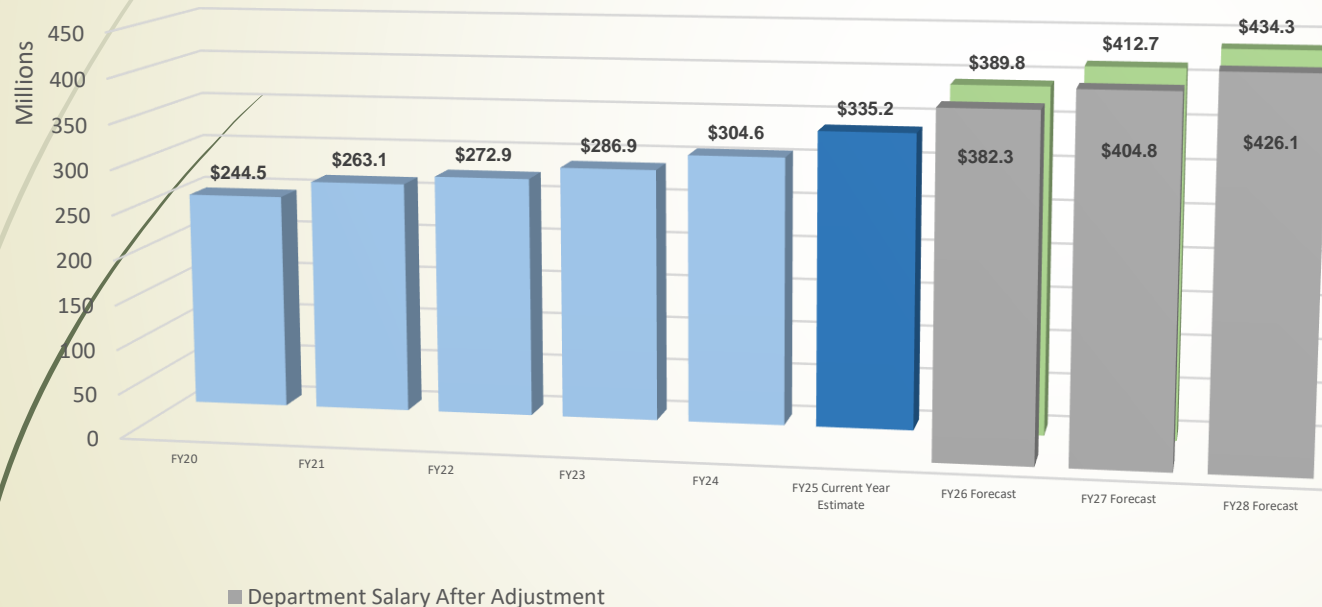
General Fund Cost Drivers - Positions



- Continued to grow every year for the last six years

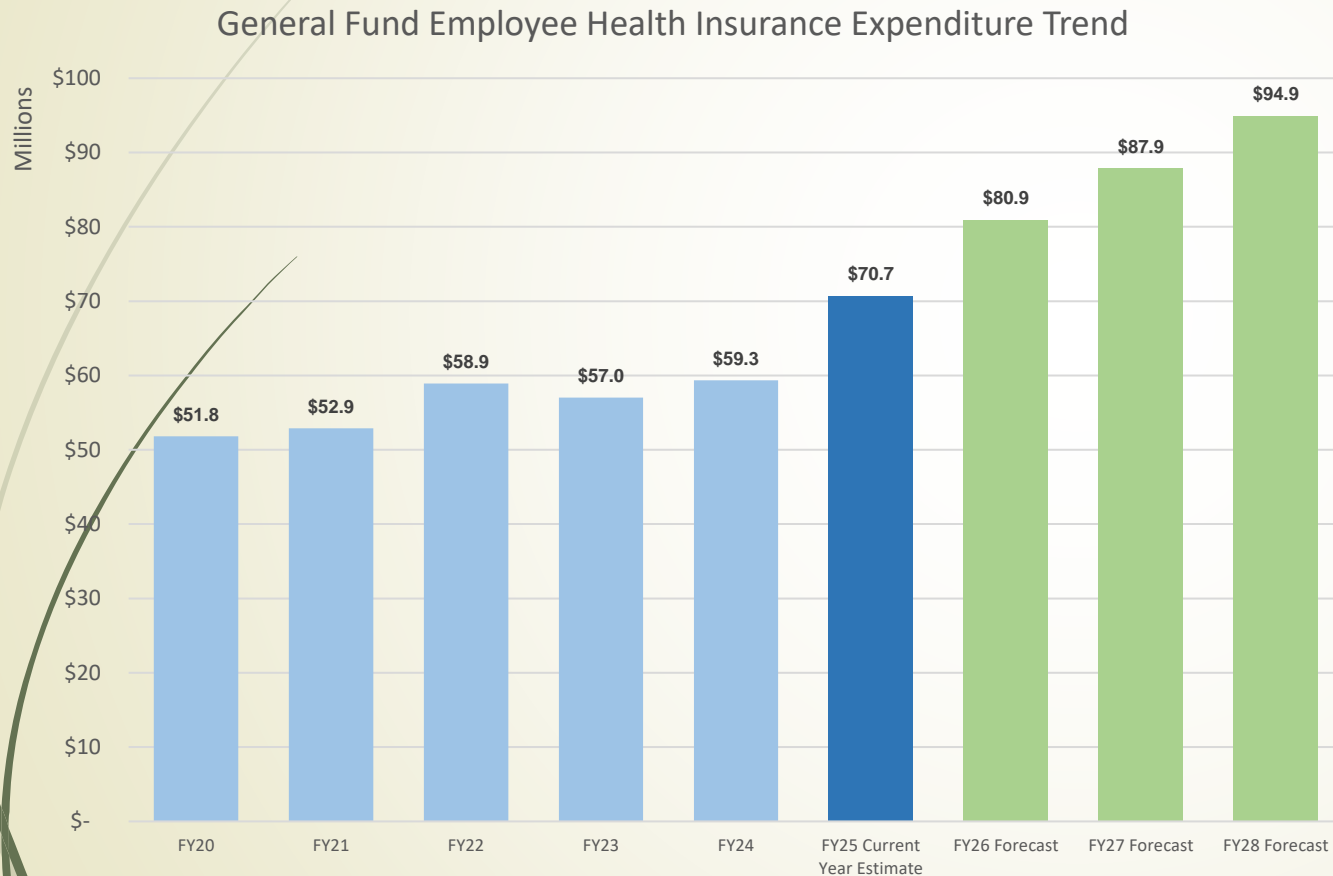
General Fund Cost Drivers - Salaries

General Fund Salary Expenditure Trend



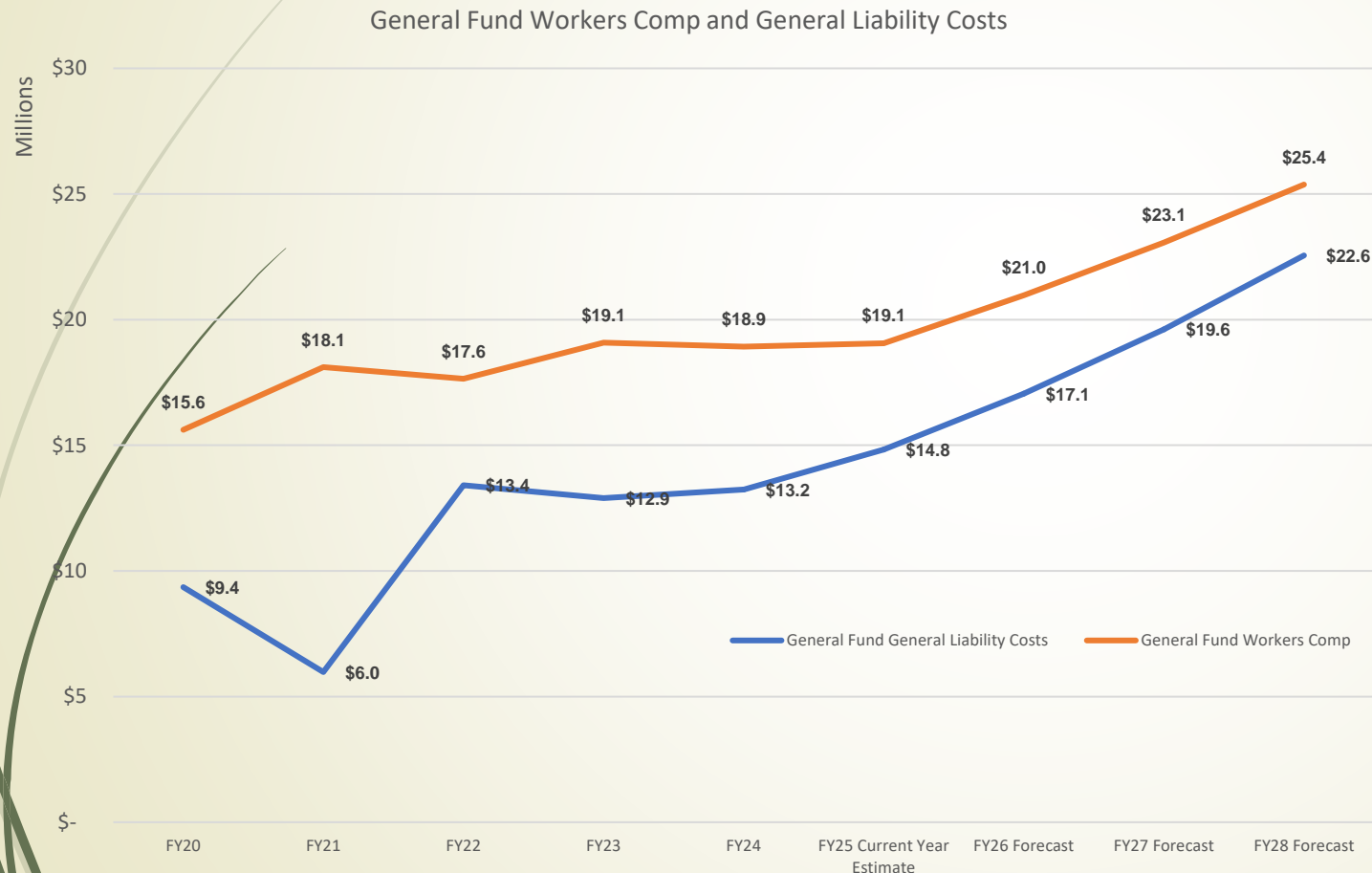
- Estimated to grow to \$335.2 million in FY 2024-25; increase of \$30.6 million from FY 2023-24
- Largest contributing factor to growth is attributed to increased wages due to labor negotiations, wage studies and cost of living adjustments
- Salaries projected to grow to \$434.3 million by FY 2027-28
- Part of this increase is driven by increase in total positions

General Fund Cost Drivers – Health Insurance



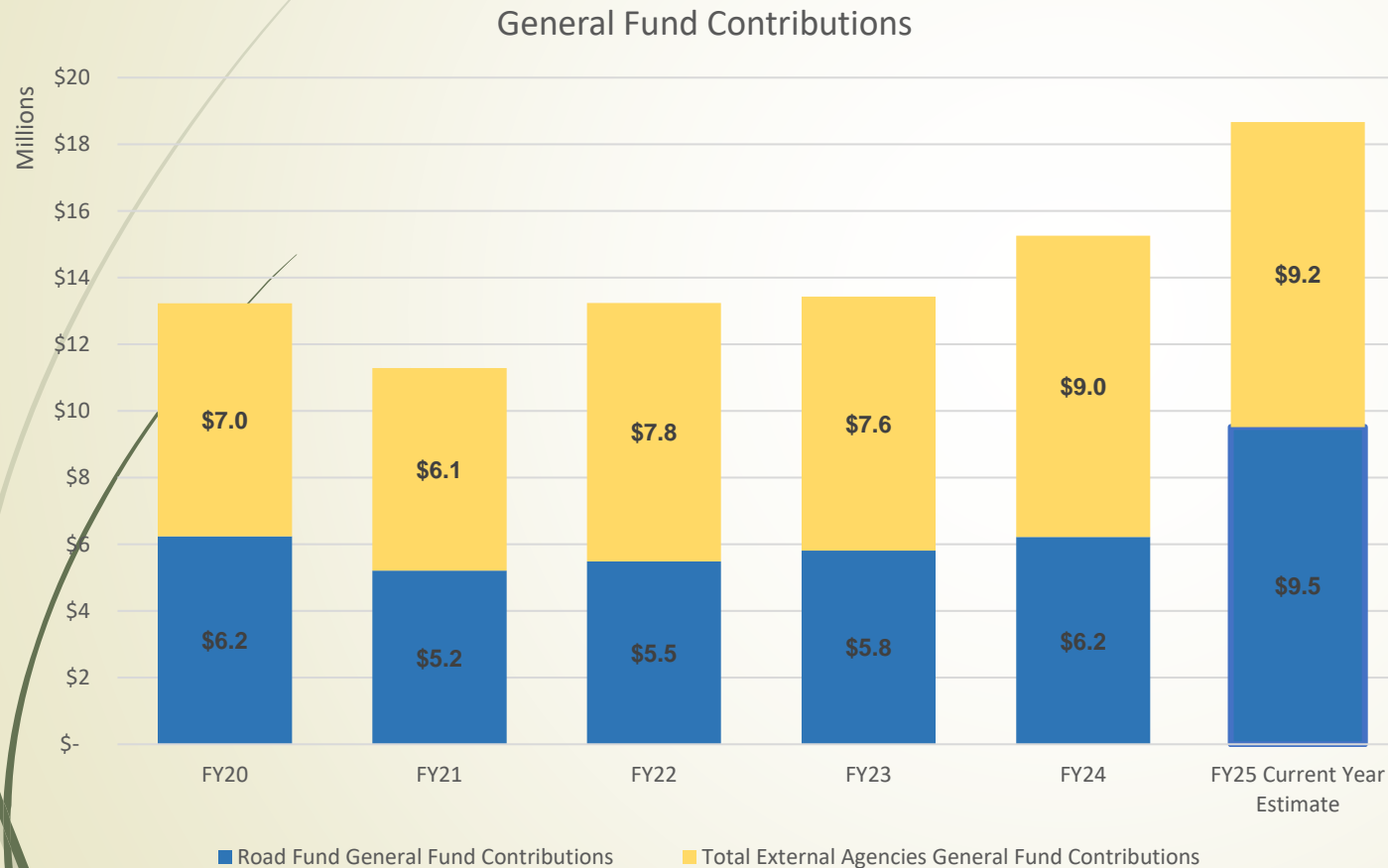
- Costs projected at \$70.7 million at end of FY 2024-25, which represents an increase of \$11.4 million from prior fiscal year
- Rate of growth expected to continue in FY 2025-26 (\$10.2 million) due to increased premiums and negotiated labor agreements, which increased County's share of cost of those premiums

General Fund Cost Drivers – General Liability and Workers Compensation



- Continue to grow
- Important to manage growth to minimize impact on County operations

General Fund Cost Drivers - Contributions

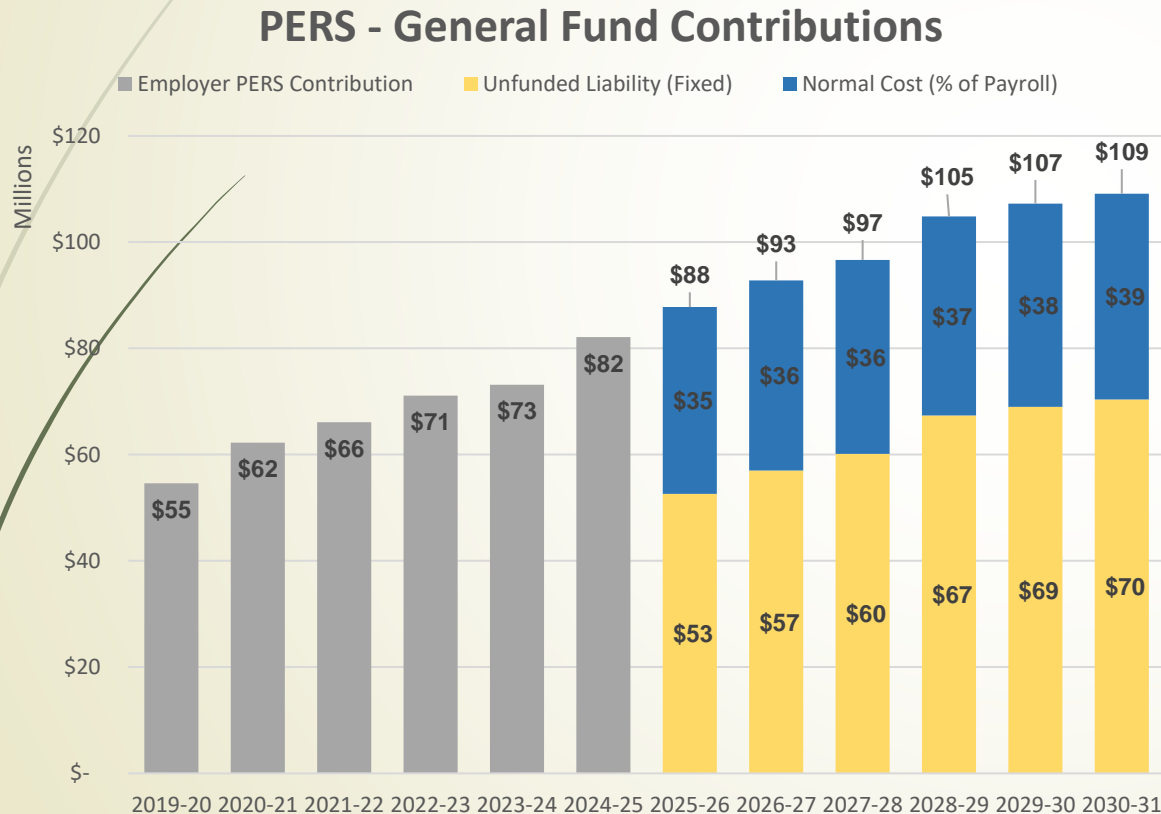


- Increased by \$3.5 million in FY 2024-25 from prior year due to:
 - Board direction to provide 25% of TOT to Road fund (\$3.3 million), and
 - Restoration of formula approach to contributions to Development Set Aside(DSA) agencies (\$0.2 million)

General Fund Cost Drivers – Contributions

County Contributions Other Agencies		
Contributions	FY25 Adopted	FY26 Baseline GFC
ASSOCIATION OF MONTEREY BAY AREA GOVERNMENTS	33,799	33,577
COURT APPOINTED SPECIAL ADVOCATES OF MONTEREY COUNTY	50,000	50,000
LAFCO	375,898	389,867
MONTEREY BAY UNIFIED AIR POLLUTION CONTROL DISTRICT	59,153	63,200
PAJARO RIVER WATERSHED FLOOD PREVENTION AUTHORITY	10,000	10,000
PAJARO SUNNY MESA COMMUNITY SERVICES DISTRICT	25,000	25,000
PRUNEDALE SENIOR CENTER	25,000	25,000
PAJARO SUNNY MESA - PAJARO PARK	59,000	59,000
GREEN BUSINESS PROGRAM	20,000	-
Total 8029 - Contributions	657,850	655,644
Development Set Aside/TOT		
MCCVB	1,913,494	1,938,162
ARTS COUNCIL	603,164	610,940
FILM COMMISSION	289,724	293,459
MCBC	188,593	191,024
SALINAS REGIONAL SOCCER COMPLEX	200,000	200,000
SALINAS VALLEY PROMISE (HARTNELL COLLEGE FOUNDATION)	200,000	200,000
SHUMAN HEART HOUSE	100,000	100,000
PRUNDALE SENIOR CENTER	5,000	5,000
Total DSA/TOT	3,499,975	3,538,585
Total Contributions	4,157,825	4,194,229

General Fund Cost Drivers – Pension Costs



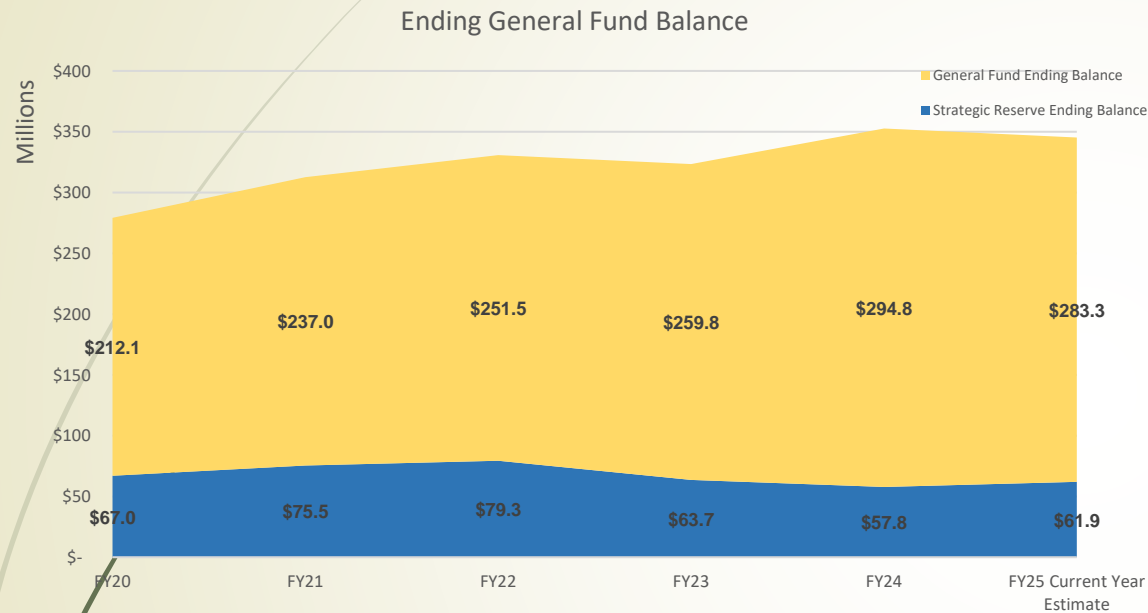
- Projected to increase to \$82 million in FY 2024-25 and grow to high of \$109 million in FY 2030-31
- Rising costs due to changes in discount rate, investment performance, and increase in staffing and wages
- Normal cost remains stable in projections; unfunded liability costs grown significantly and remain the more volatile part of this cost

Emerging Needs

Emerging Needs	FY24-25	FY25-26	FY26-27
Wage Study Adjustments	-	\$6.4	\$6.2
Salary Increases	\$2.3	\$29.7	\$31.1
PERS Contribution Increases	\$8.9	\$5.7	\$5.0
Total	\$11.2	\$41.8	\$42.3

- Most bargaining units labor agreements were negotiated resulting in additional cost of \$2.3 million for FY 2024-25, additional \$29.7 for FY 2025-26, and \$31.1 in FY 2026-27
- Wage study adjustments estimated at an additional \$6.4 million next year and \$6.2 million the following year
- Natural disasters will continue to impact County

Strategic Reserve



- Balance estimated at \$61.9 million
- Although replenished, it was utilized again in current year

Disaster #	Incident Name	Status	Possible FEMA Eligible Damage	Low End Reimbursement	Maximum Possible Federal	Obligated Federal Share
4434	2019 Winter Storm	Close Out	\$95,762	\$70,429	\$77,250	\$70,429
4482	2020 COVID-19	In Progress	\$18,179,563	\$7,114,934	\$18,149,804	\$7,114,934
4558	2020 Wildfires	Close Out	\$1,820,703	\$1,737,358	\$1,737,358	\$1,737,358
4683	2023 January Winter Storms	In Progress	\$27,999,026	\$18,754,646	\$23,489,059	\$2,036,926
4699	2023 March Winter Storms	In Progress	\$43,751,190	\$17,341,847	\$32,813,393	\$384,717
4769	2024 February Winter Storms	Commencing	\$4,953,995	\$778,336	\$3,715,496	-
Grand Total			\$96,800,239	\$45,797,550	\$79,982,360	\$11,344,364

Departmental Performance

Departments projecting deficit in fiscal year (additional details in page 3 of forecast report):

- Health
- Public Works, Facilities, and Parks
- Social Services

Department	Modified GFC Budget FY 2024-25	Current Year Estimate GFC	Variance
Agriculture Commissioner's Office	\$ (5,838,428)	\$ (4,690,724)	\$ 1,147,704
Assessor-County Clerk-Recorder	\$ (6,264,616)	\$ (5,921,731)	\$ 342,885
Auditor-Controller's Office	\$ (1,191,747)	\$ (1,138,930)	\$ 52,817
Board of Supervisors	\$ (6,382,790)	\$ (6,312,593)	\$ 70,197
Civil Rights Office	\$ (382,624)	\$ (432,666)	\$ (50,042)
Clerk of the Board's Office	\$ (987,345)	\$ (990,944)	\$ (3,599)
Cooperative Extension Service	\$ (570,019)	\$ (565,851)	\$ 4,168
County Administrative Office	\$ (8,182,123)	\$ (7,851,187)	\$ 330,936
County Counsel	\$ (1,637,140)	\$ (1,391,153)	\$ 245,987
Department of Child Support Services	\$ (62,821)	\$ (25,141)	\$ 37,680
Department of Emergency Management	\$ (3,731,803)	\$ (3,532,638)	\$ 199,165
Department of Social Services	\$ (26,348,875)	\$ (27,319,114)	\$ (970,239)
District Attorney's Office	\$ (19,611,946)	\$ (17,199,010)	\$ 2,412,936
Elections Department	\$ (4,125,284)	\$ (4,112,148)	\$ 13,136
Health Department	\$ (25,542,267)	\$ (30,987,572)	\$ (5,445,305)
Housing and Community Development Department	\$ (9,625,779)	\$ (8,315,855)	\$ 1,309,924
Human Resources Department	\$ (813,044)	\$ (274,867)	\$ 538,177
Information Technology Department	\$ (2,769,799)	\$ (1,192,530)	\$ 1,577,269
Probation Department	\$ (25,210,412)	\$ (24,767,320)	\$ 443,092
Public Defender's Office	\$ (14,992,145)	\$ (14,766,447)	\$ 225,698
Public Works, Facilities and Parks Department	\$ (14,538,470)	\$ (16,509,188)	\$ (1,970,718)
Sheriff-Coroner	\$ (102,632,910)	\$ (102,676,429)	\$ (43,519)
Treasurer-Tax Collector	\$ (245,845)	\$ 140,304	\$ 386,149
Total	\$ (281,688,232)	\$ (280,833,734)	\$ 854,498



Subsequent Events

- Sheriff – Due to timing issues, department believes deficit will be closer to \$7.6 million and up to \$44.4 million in future years.
- Health Department – Anticipates narrowing or closing \$5.4 million gap with additional new fee for service revenue.
- Social Services – Prior year ended in \$6.5 million deficit due to delayed revenue. Balance not included in current forecast as it was for prior year.
- These items, if realized, would have favorable impact of \$4.3 million to the information outlined above, but \$6.5 million is attributable to a prior year.



Other Funds

- ▶ Library - Projected to use \$0.09 million of their fund balance for completion of Pajaro and Gonzales branches; anticipated completion in FY 2025-26
- ▶ Emergency Communications - Projected to reduce fund balance by approximately \$19,000 in FY 2024-2025. Costs expected to rise in forecast years due to escalating salaries, pensions, and health insurance costs, as well as rising costs of service agreements
- ▶ Natividad – Net position projected to increase from operations by \$13.4 million and decrease in forecasted years
- ▶ Lake Resort – Net position projected to decrease from \$3.3 million to \$3.1 million in FY 2024-25; figure expected to rise by \$4.1 million due to adjustment of assets from ongoing Lake projects.
- ▶ Laguna Seca – Projected to end year with \$28.8 million in ending net position (\$26.4 million in capital assets, leaving \$2.4 million as unrestricted)

Other Funds – Road Fund

- Revenues projected lower than expenditures, resulting in reduction of \$18 million to fund balance due to implementation of various projects including the Local Rehabilitation Program and Pavement Management Seal Coat that carried over from FY 2023-24 and salary and benefit increases
- Forecasted revenues and expenditures fluctuate depending on project activity

Fund 1201 (Road Fund Fund) Public Works, Facilities and Parks Department	Modified Budget	Year End Estimate	Forecast		
	2024-2025	2024-2025	2025-2026	2026-2027	2027-2028
A. Beginning Fund Balance	\$ 26,682,096	\$ 26,682,096	\$ 8,726,384	\$ 9,767,740	\$ 7,071,853
B. Total Revenues	\$ 61,290,800	\$ 62,439,232	\$ 79,548,598	\$ 64,823,565	\$ 65,811,196
C. Total Expenditures	\$ 78,152,940	\$ 80,394,944	\$ 78,507,242	\$ 67,519,452	\$ 66,001,808
D. Ending Fund Balance	\$ 9,819,956	\$ 8,726,384	\$ 9,767,740	\$ 7,071,853	\$ 6,881,241
E. Increase/(Decrease) in Fund Balance	\$ (16,862,140)	\$ (17,955,712)	\$ 1,041,356	\$ (2,695,887)	\$ (190,612)

Other Funds – Behavioral Health

- CY expenditures estimated at \$182.6 million and revenues at \$175.5 million, resulting in estimated decrease in fund balance of \$7.1 million
- Expenditures projected to be \$11.9 million above budget due to construction of Mental Health Rehabilitation Center, Pearl Street Renovation Project, and increases in operational costs including salary and benefits
- Revenues anticipated at \$10.7 million above budget; credited to projected increase of \$7.2 million in Federal Financial Participation.

Fund 1310 (Behavioral Health Fund) Health Department	Modified Budget 2024-2025	Year End Estimate 2024-2025	Forecast		
			2025-2026	2026-2027	2027-2028
A. Beginning Fund Balance	\$ 30,142,039	\$ 30,142,039	\$ 23,061,519	\$ 11,203,675	\$ 106,922
B. Total Revenues	\$ 164,773,469	\$ 175,518,468	\$ 175,297,271	\$ 174,510,746	\$ 174,463,718
C. Total Expenditures	\$ 170,658,951	\$ 182,598,988	\$ 187,155,115	\$ 185,607,499	\$ 186,692,475
D. Ending Fund Balance	\$ 24,256,557	\$ 23,061,519	\$ 11,203,675	\$ 106,922	\$ (12,121,835)
E. Increase/(Decrease) in Fund B:	\$ (5,885,482)	\$ (7,080,520)	\$ (11,857,844)	\$ (11,096,753)	\$ (12,228,757)

Budget Process in Brief

24



- ☐ Preliminary plans for carrying out next year's operations.
- ☐ Must be balanced.
- ☐ Assumes no augmentations.

- ☐ Prioritized proposals if additional County Contributions are Available.

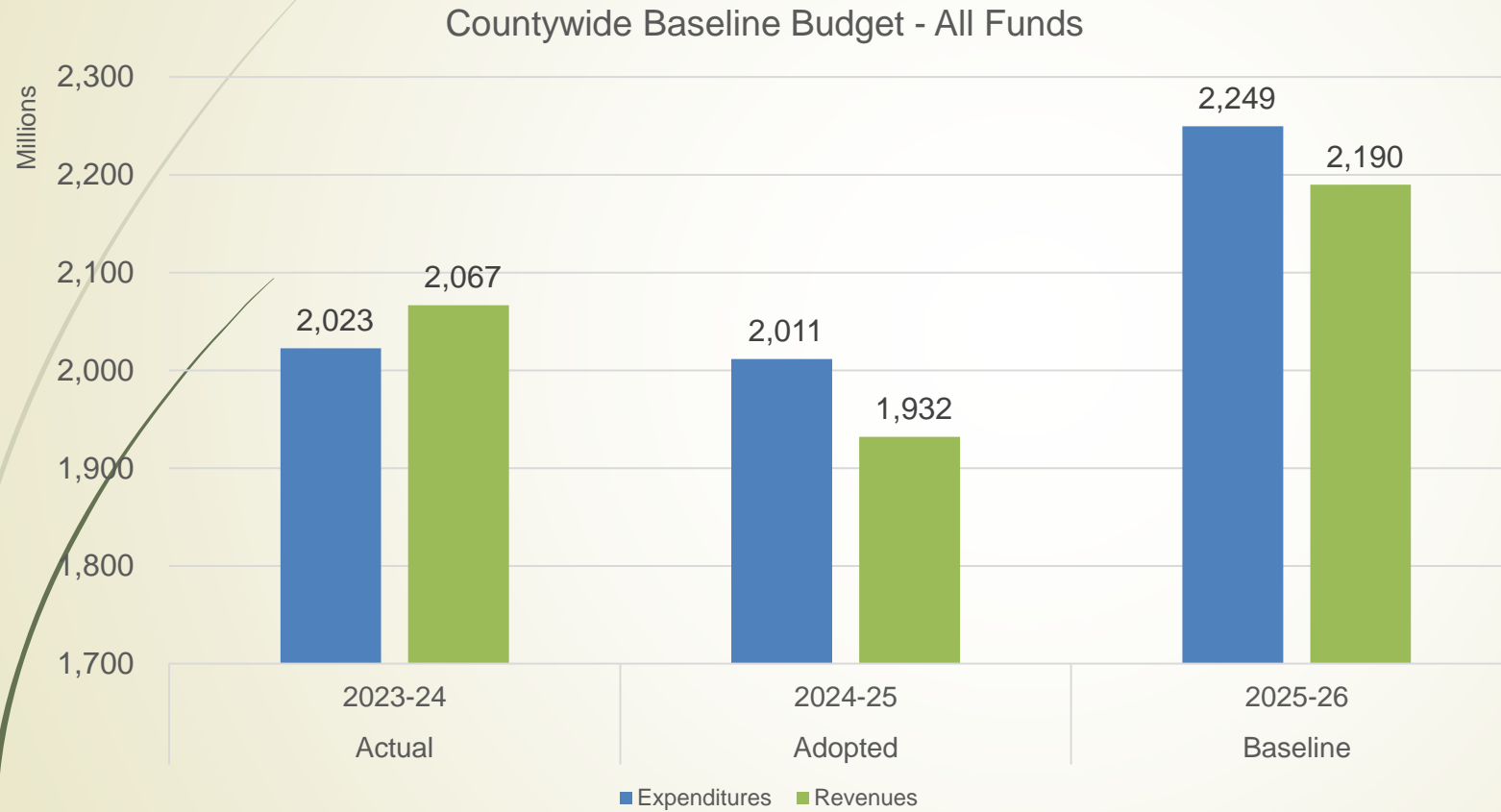


Countywide Analysis

- ☐ Countywide Needs Assessment
- ☐ DHs Workshop
- ☐ BOS Workshop
- ☐ Budget Hearings
- ☐ Budget Adoption

Overall County Baseline Budget

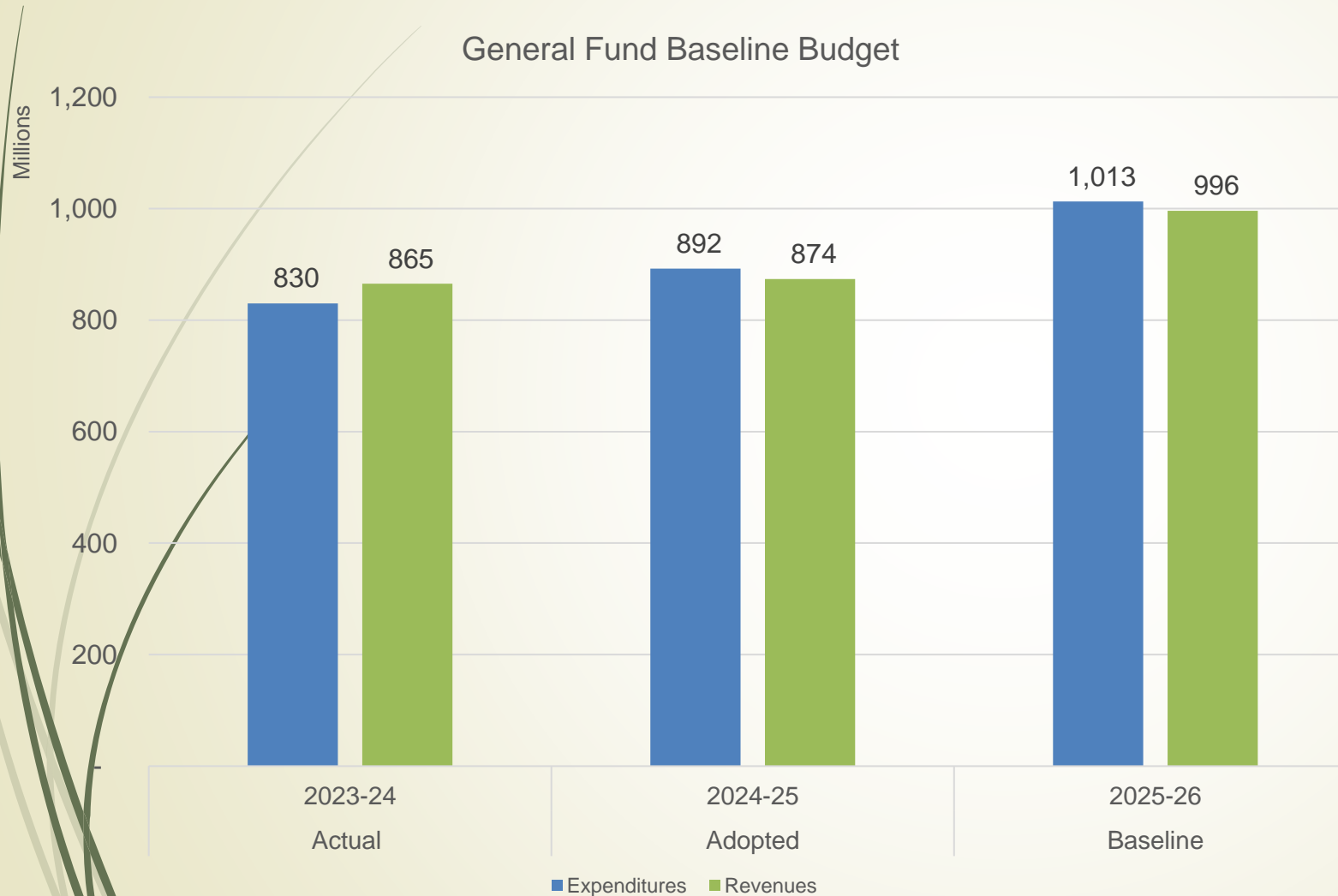
25



FY 2025-26 baseline is 2.38 billion more than FY 2024-25 adopted.

Overall General Fund Baseline Budget

26



Balanced Budget prior to augmentations

Augmentations Summary by Fund

27

Row Labels	Fund Name	FTE	Expenditures	Revenues	Net
1001	General	180.57	\$57,750,838	\$1,474,995	\$56,275,843
1310	Behavioral Health	7.00	\$2,104,141	\$2,104,141	\$0
1331	Health and Welfare Realignment Public Health	-	\$299,822	\$0	\$299,822
1340	Emergency Communications	6.00	\$972,156	\$972,156	\$0
1380	Hitchcock Road Animal Services	-	\$644,196	\$316,364	\$327,832
1930	Capital Projects	-	\$63,216,413	\$0	\$63,216,413
2020	Parks Lake and Resort Operations	-	\$1,000,000	\$0	\$1,000,000
Grand Total		193.57	\$125,987,566	\$4,867,656	\$121,119,910

- Departments submitted **\$121.1** million in augmentation requests from the following funds
 - \$57.8 million from the General Fund
 - \$2.1 million from Behavioral Health Fund
 - \$972,156 from the Emergency Communications Fund
 - \$299,822 from the Health Realignment Fund
 - \$644,196 from Hitchcock Road Animal Services
 - \$1 million from Parks, Lake and Resort Operations
 - \$63.2 million from the Capital Improvement Fund

Augmentations Summary by Category

28

Row Labels	FTE	Expenditures	Revenues	Net
Capital Improvements	-	\$64,216,413	\$0	\$64,216,413
Contribution to Other Funds	-	\$308,226	\$0	\$308,226
New Mandated Program/Service w/ General Fund Funding	-	\$938,000	\$0	\$938,000
New Program/Service w/ General Fund Funding	1.00	\$4,575,745	\$316,364	\$4,259,381
New Program/Service w/ Outside Funding	2.00	\$561,482	\$561,482	\$0
Request New Position	73.50	\$14,496,565	\$2,831,196	\$11,665,369
Status Quo Filled Position	49.07	\$8,714,619	\$0	\$8,714,619
Status Quo Other	-	\$20,975,751	\$0	\$20,975,751
Status Quo Vacant Position	68.00	\$11,200,765	\$1,158,614	\$10,042,151
Grand Total	193.57	\$125,987,566	\$4,867,656	\$121,119,910

- \$64.2 million for capital improvements
- \$21 million for Status Quo Other Expenses
- \$8.7 for status quo filled positions
- \$10.0 million for status quo vacant positions

Augmentations Summary by Department

29

Department	New Positions	Status Quo Filled	Status Quo	Requested Revenues	Requested Expenditures	Net
Assessor-County Clerk-Recorder	-	-	3.0	-	\$ 403,114	\$ 403,114
Board of Supervisors	-	-	-	-	1,163,000	1,163,000
Civil Rights Office	-	-	-	-	118,702	118,702
Clerk of the Board's Office	1.0	-	-	-	125,128	125,128
Cooperative Extension Service	-	0.1	-	-	9,219	9,219
County Administrative Office	-	-	-	-	509,838	509,838
County Counsel	-	-	3.0	-	581,786	581,786
Department of Emergency Management	4.0	1.0	-	-	1,703,060	1,703,060
Department of Social Services	-	-	3.0	186,458	2,352,805	2,166,347
District Attorney's Office	2.0	13.0	13.0	561,482	5,136,880	4,575,398
Elections Department	-	-	-	-	1,531,000	1,531,000
Emergency Communication Department	-	-	6.0	972,156	972,156	-
Health Department	16.0	-	-	3,147,560	3,795,214	647,654
Housing and Community Development Department	-	-	-	-	1,201,787	1,201,787
Human Resources Department	1.0	-	2.0	-	743,155	743,155
Information Technology Department	1.0	-	-	-	209,474	209,474
Probation Department	-	-	-	-	263,800	263,800
Public Defender's Office	-	15.0	-	-	2,865,882	2,865,882
Public Works, Facilities and Parks Department	4.5	-	9.0	-	7,240,823	7,240,823
Sheriff-Coroner	47.0	20.0	29.0	-	30,844,330	30,844,330
Total	76.5	49.1	68.0	\$ 4,867,656	\$ 61,771,153	\$ 56,903,497
Capital Improvements				\$ -	\$ 64,216,413	\$ 64,216,413

Largest Requests

- Sheriff's Department \$30.8 million
- PWFP \$8.2 million
- District Attorney \$4.6 million
- Public Defender \$2.9 million
- Department of Social Services \$2.1
- Department of Emergency Management \$1.7

Status Quo Funding Gaps

30

Category	FTE	Expenditures	Revenues	Net
Status Quo Filled Position	49.07	\$8,714,619	-	\$8,714,619
Status Quo Other	-	20,975,751	-	20,975,751
Status Quo Vacant Position	68.00	11,200,765	1,158,614	10,042,151
Grand Total	117.07	\$40,891,135	\$1,158,614	\$39,732,521

- Funding gap 117.07FTE (\$39.7 million)
 - 49.07 filled
 - 68 vacant
- Other status quo needs: \$21 million
- Total need \$39.7 million

Status Quo Position Related Augmentations-Filled

31

Category	Department Name	Budget Request Name	FTE	Expenditures	Revenues	Net
Status Quo Filled Position	Cooperative Extension Service	Restore Position	0.07	\$9,219	-	\$9,219
	Department of Emergency Management	Administrative Secretary-Allocated Filled Full Time - Permanent	1.00	129,370	-	129,370
	District Attorney's Office	DAI III - 1	1.00	264,039	-	264,039
		DAI III - 1 (Civil)	1.00	280,741	-	280,741
		DAI III - 4	1.00	297,798	-	297,798
		DAI III - 5	1.00	260,595	-	260,595
		DDA IV - 11	1.00	185,313	-	185,313
		DDA IV - 12	1.00	168,367	-	168,367
		DDA IV - 13	1.00	191,416	-	191,416
		DDA IV - 14	1.00	205,723	-	205,723
		DDA IV - 2	1.00	168,809	-	168,809
		DDA IV - 3	1.00	141,126	-	141,126
		DDA IV - 4	1.00	164,007	-	164,007
		DDA IV - 5	1.00	266,719	-	266,719
		DDA IV -1	1.00	168,809	-	168,809
	Public Defender's Office	ACCOUNT CLERK	1.00	96,838	-	96,838
		ACCOUNTANT I	1.00	153,533	-	153,533
		ADMINISTRATIVE SECRETARY-CONFIDENTIAL	1.00	112,999	-	112,999
		DEPUTY PUBLIC DEFENDER IV	5.00	1,262,545	-	1,262,545
		LEGAL SECRETARY II	5.00	574,817	-	574,817
		PUBLIC DEFENDER INVESTIGATOR III	2.00	335,232	-	335,232
		Temporary - DEPUTY PUBLIC DEFENDER IV	-	222,271	-	222,271
		Temporary - INTERN	-	20,049	-	20,049
		Temporary - OFFICE ASSISTANT I	-	21,777	-	21,777
	Sheriff-Coroner	Temporary LEGAL SECRETARY II	-	65,821	-	65,821
		Position Restore	18.00	2,722,600	-	2,722,600
		Position Restore	1.00	112,043	-	112,043
		Restore Position	1.00	112,043	-	112,043
Status Quo Filled Position			49.07	\$8,714,619	-	\$8,714,619

Status Quo Position Related Augmentations-Vacant

32

Category	Department Name	Budget Request Name	FTE	Expenditures	Revenues	Net
Status Quo Vacant						
Position	Assessor-County Clerk-Recorder	Appraiser II	2.00	\$299,638	-	\$299,638
		Restore OAll	1.00	103,476	-	103,476
	County Counsel	121001-AUG001-Deputy County Counsel IV	1.00	306,036	-	306,036
		121001-AUG002-Legal Secretary III	-	-	-	-
		121001-AUG002-Legal Secretary III	1.00	131,875	-	131,875
		121001-AUG003-Legal Secretary III	1.00	131,875	-	131,875
	Department of Social Services	Position Restore	3.00	372,914	186,458	186,456
	District Attorney's Office	DDA IV - 1 (civil)	1.00	164,007	-	164,007
		DDA IV - 10	1.00	127,561	-	127,561
		DDA IV - 2 (civil)	1.00	109,338	-	109,338
		DDA IV - 3 (civil)	1.00	54,669	-	54,669
		DDA IV - 6	1.00	164,007	-	164,007
		DDA IV - 7	1.00	127,561	-	127,561
		DDA IV - 8	1.00	127,561	-	127,561
		DDA IV - 9	1.00	127,561	-	127,561
		DDA-IV - 4 (civil)	1.00	305,175	-	305,175
		LEG SEC - 1	1.00	122,032	-	122,032
		LEG SEC - 2	1.00	122,032	-	122,032
		VIC ADV - 1	1.00	130,216	-	130,216
		VIC ADV - 2	1.00	130,216	-	130,216
	Emergency Communication Department	restore vacant position 1520850780S210051:1520850780S210051 - COMMUNICATIONS DISPATCHER II	1.00	162,026	162,026	-
		restore vacant position 1520850780S210052:1520850780S210052 - COMMUNICATIONS DISPATCHER II	1.00	162,026	162,026	-
		restore vacant position 1520850780S210053:1520850780S210053 - COMMUNICATIONS DISPATCHER II	1.00	162,026	162,026	-
		restore vacant position 1520850780S210054:1520850780S210054 - COMMUNICATIONS DISPATCHER II	1.00	162,026	162,026	-
		restore vacant position 1520850780S210055:1520850780S210055 - COMMUNICATIONS DISPATCHER II	1.00	162,026	162,026	-
		restore vacant position 1520850780S210056:1520850780S210056 - COMMUNICATIONS DISPATCHER II	1.00	162,026	162,026	-
	Human Resources Department	Restore Vacant Human Resources Program Manager II	1.00	252,976	-	252,976
		Restore Vacant Management Analyst I	1.00	168,938	-	168,938
	Public Works, Facilities and Parks Department	Restore County Park Ranger II	2.00	309,770	-	309,770
		Restore Park Services Aide I	1.00	91,251	-	91,251
		Restore Parks Building & Grounds Worker Supervisor	1.00	118,602	-	118,602
		Restore Parks Planning Manager	1.00	186,329	-	186,329
		Restore Senior Account Clerk	1.00	123,516	-	123,516
		Restore Senior Parks Utilities & Water Systems Specialist	1.00	151,311	-	151,311
		Restore Senior Secretary	1.00	119,309	-	119,309
		Water Resources Hydrologist	1.00	173,930	-	173,930
	Sheriff-Coroner	Position Restore	29.00	5,374,927	-	5,374,927
Status Quo Vacant Position Total			68.00	\$11,200,765	\$1,158,614	\$10,042,151

Status Quo Other

Category	Department Name	Budget Request Name	FTE	Expenditures	Revenues	Net
Status Quo Other	33 Board of Supervisors	Discretionary Contributions Fund District 1	-	\$25,000	-	\$25,000
		Discretionary Contributions Fund District 2	-	111,000	-	111,000
		Discretionary Contributions Fund District 3	-	127,000	-	127,000
		Discretionary Contributions Fund District 4	-	200,000	-	200,000
		Discretionary Contributions Fund District 5	-	200,000	-	200,000
	Civil Rights Office	Civil Rights Office Administration Function	-	9,302	-	9,302
		Civil Rights Office Investigations	-	24,000	-	24,000
		Civil Rights Office Training	-	24,000	-	24,000
		Commission Staffing Support (Comm on Disabilities & Equal Opportunity and Civil Rights Advisory Comm)	-	2,400	-	2,400
		Federal Workforce Reporting Requirements	-	11,000	-	11,000
	County Administrative Office	Sustainability Climate Action Plan (CAP)	-	201,612	-	201,612
	County Counsel	121014-AUG004-Civil Grand Jury	-	12,000	-	12,000
	Department of Emergency Management	AB102 Management and Administration	-	93,542	-	93,542
		Emergency Operations Budget	-	600,000	-	600,000
	Department of Social Services	Out of Home Care Costs	-	1,500,000	-	1,500,000
		General Assistance	-	479,891	-	479,891
	Elections Department	Dept Operations	-	1,440,000	-	1,440,000
		General Capital Assignment Account	-	22,000	-	22,000
		Outreach and Training	-	52,000	-	52,000
		Translations and Training	-	17,000	-	17,000
	Housing and Community Development Department	Planning On-Call Services	-	150,000	-	150,000
		Contract Plan Check and Inspection Services	-	100,000	-	100,000
	Human Resources Department	Legal Services for Labor Negotiations	-	100,000	-	100,000
	Probation Department	Juvenile Hall Building Systems Maintenance	-	151,300	-	151,300
		Recruitment and Background Services	-	112,500	-	112,500
	Public Works, Facilities and Parks Department	Carmel Lagoon	-	187,366	-	187,366
		Custodial Service in multi-use Facilities	-	713,000	-	713,000
		Encampment Clean up	-	100,000	-	100,000
		Facility Unscheduled Maintenance	-	1,000,000	-	1,000,000
		Fort Ord Open Space Unscheduled Maintenance	-	150,000	-	150,000
		Security Service at Government Center, Schilling & Laurel	-	1,052,940	-	1,052,940
		Temporary Staff	-	130,000	-	130,000
		Vehicle Asset Management Program (VAMP) - Facility Services	-	172,124	-	172,124
		Vehicle Asset Management Program (VAMP) - Litter	-	12,108	-	12,108
		Vehicle Asset Management Program (VAMP) - Parks	-	307,608	-	307,608
		Vehicle Asset Management Program (VAMP) - Rifle Range	-	13,751	-	13,751
		Vehicle Asset Management Program (VAMP) - Stormwater	-	17,607	-	17,607
	Sheriff-Coroner	AXON	-	2,200,000	-	2,200,000
		Outpatient Services	-	7,153,700	-	7,153,700
		Overtime	-	2,000,000	-	2,000,000
Status Quo Other Total			-	\$20,975,751	-	\$20,975,751

Criteria for Augmentations

34

- Mandated by current law or Board policy;
- Alignment with the County's strategic initiatives and priorities;
- Consistent with community priorities expressed in forums, surveys, and other engagement initiatives.
- Necessary to maintain current level of mission-critical services/operations;
- Substantiation of compelling public need (e.g., health, safety, economy vitality, quality of life) that cannot be met within existing resources;
- Likelihood of success based on prior performance, degree of readiness (planning/specificity), requested resources, and assumed timeline;
- Leverages sustainable financial support from non-County sources;
- Appropriate placement of responsibility (federal, state, or local);
- Degree of urgency; and/or
- Critical infrastructure investment to ensure productivity and continuity of operations.

Financing for Augmentations

35

- Adjusted Revenue Estimate \$1,008,223
- TOT Revenues (requires an adjustment)
- Potential use of Reserves for one time needs

TOT Allocations

36

DSA Trend	Actual	Actual	Actual	Actual	Actual	Actual	Actual	Budget	Budget	
	2017-18	2018-19	2019-20	2020-21	2021-22	2022-23	2023-24	2024-25		% for FY 2025-
Description	Actual	Actual	Actual	Actual	Actual	Actual	Actual	Actual	2025-26 Budget	26 Budget
MCCVB	\$ 1,192,875	\$ 1,263,969	\$ 1,400,000	\$ 750,000	\$ 1,716,473	\$ 1,400,000	\$ 1,775,580	\$ 1,913,494	\$ 1,938,162	5.03%
Arts Council	\$ 393,649	\$ 421,331	\$ 420,000	\$ 247,500	\$ 566,436	\$ 440,000	\$ 559,691	\$ 603,164	\$ 610,940	1.58%
Film Commission	\$ 188,872	\$ 202,154	\$ 202,000	\$ 118,750	\$ 271,775	\$ 212,000	\$ 268,842	\$ 289,724	\$ 293,459	0.76%
MCBC	\$ 100,000	\$ 100,000	\$ 100,000	\$ 100,000	\$ 100,000	\$ 100,000	\$ 175,000	\$ 188,593	\$ 191,024	0.50%
Shuman Heart House								\$ 100,000	\$ 100,000	0.26%
Salinas Valley Promise								\$ 200,000	\$ 200,000	0.52%
Soccer Complex								\$ 200,000	\$ 200,000	0.52%
Prunedale Senior Center								\$ 5,000	\$ 5,000	0.01%
Totals Outside Agencies	\$ 1,875,396	\$ 1,987,454	\$ 2,122,000	\$ 1,216,250	\$ 2,654,684	\$ 2,152,000	\$ 2,779,113	\$ 3,499,975	\$ 3,538,585	

	Actual	Actual	Actual	Actual	Actual	Budget	Budget	Budget	Budget
	2017-18	2018-19	2019-20	2020-21	2021-22	2022-23	2023-24	2024-25	2025-26
Road Fund	\$ 5,480,243	\$ 5,319,831	\$ 6,239,884	\$ 5,205,660	\$ 5,486,766	\$ 5,809,574	\$ 6,222,054	\$ 9,518,405	\$ 9,641,113
Road Fund % of TOT	22%	19%	29%	22%	14%	15%	16%	25%	25%

Next Steps

- The Board's annual budget workshop on March 25th is an opportunity to provide a "budget preview" and receive direction before building the recommended budget to be presented at the budget hearings on May 28th and May 29th.



Discussion