

Customer Site Name:
Customer Site ID:

Crown Site Name: Bryant Canyon
Crown Business Unit: 839198
License Number: 179772
Amendment Number: 491620

SECOND AMENDMENT TO WIRELESS COMMUNICATION SITE LEASE AGREEMENT

This Second Amendment to Wireless Communication Site Lease Agreement (this “Amendment”) is made this _____ day of _____, _____, by and between Crown Castle MU LLC, a Delaware limited liability company (f/k/a Mountain Union Telecom, LLC) (“Crown”) and County of Monterey, a political subdivision of the state of California (“Customer”).

WHEREAS, Crown (and/or certain of its predecessors-in-interest) and Customer (and/or certain of its predecessors-in-interest) entered into a certain Wireless Communication Site Lease Agreement dated June 24, 2008, as may have been previously amended and/or assigned (hereinafter the “TLA”), whereby Customer leases or licenses from Crown certain space at a telecommunications facility described in the TLA (the “Site”), and

WHEREAS, Crown and Customer desire to amend the TLA pursuant to the terms and subject to the conditions set forth herein.

NOW, THEREFORE, for good and valuable consideration, the receipt and sufficiency of which are hereby acknowledged, the parties hereto agree to be legally bound to this Amendment as follows:

1. Unless clear from the context in which they are used, all capitalized terms used herein shall have the same meanings ascribed to them in the TLA.
2. The parties acknowledge that Customer is making certain modifications to its space and/or equipment at the Site as described in Attachment A, attached hereto.
3. The descriptions of Customer’s space on the tower set forth in the TLA (including, without limitation, any descriptions of Customer’s space on the tower set forth in any schedules, exhibits or attachments to the TLA) are hereby amended and deleted in their entirety and replaced and superseded by and with the descriptions of Customer’s space on the tower set forth in Attachment A and Attachment C, attached hereto.
4. The equipment descriptions and specifications with respect to Customer’s tower-mounted equipment set forth in the TLA (including, without limitation, any equipment descriptions and specifications with respect to Customer’s tower-mounted equipment set forth in any schedules, exhibits or attachments to the TLA) are hereby amended and deleted in their entirety and replaced and superseded by and with the equipment descriptions and specifications with respect to Customer’s tower-mounted equipment set forth in Attachment A and Attachment C, attached hereto. The parties acknowledge and agree that, notwithstanding anything to the contrary herein, this Amendment does not in any way modify the equipment descriptions and specifications with respect to Customer’s ground-based equipment set forth in the TLA (including, without limitation, any equipment descriptions and specifications with respect to Customer’s ground-based equipment set forth in any schedules, exhibits or attachments to the TLA).

TT: A 853551
Prepared by: J. Gormley
Prepared on: January 21, 2016
Revised on:
SLA TLA Universal Amendment; 2/17/11

LRF Rev. #: 1
App Rev. #: 1

Customer Site Name:
Customer Site ID:

Crown Site Name: Bryant Canyon
Crown Business Unit: 839198
License Number: 179772
Amendment Number: 491620

5. Except as expressly set forth in this Amendment, the TLA is otherwise unmodified, shall remain in full force and effect and is incorporated and restated herein as if fully set forth at length. In the event of any inconsistencies between the TLA and this Amendment, the terms of this Amendment shall control. Each reference in the TLA to itself shall be deemed to also refer to this Amendment.

[Remainder of Page Intentionally Left Blank]

TT: A 853551
Prepared by: J. Gormley
Prepared on: January 21, 2016
Revised on:
SLA TLA Universal Amendment; 2/17/11

LRF Rev. #: 1
App Rev. #: 1

Customer Site Name:
Customer Site ID:

Crown Site Name: Bryant Canyon
Crown Business Unit: 839198
License Number: 179772
Amendment Number: 491620

IN WITNESS WHEREOF, the parties have set forth their hand and seal as of the date indicated above.

CROWN:

Crown Castle MU LLC,
a Delaware limited liability company

By: _____

Print Name: _____

Title: _____

Execution Date: _____

CUSTOMER:

County of Monterey,
a political subdivision of the State of California

By: _____

Print Name: _____

Title: _____

Execution Date: _____

Customer Site Name:
Customer Site ID:

Crown Site Name: Bryant Canyon
Crown Business Unit: 839198
License Number: 179772
Amendment Number: 491620

ATTACHMENT A

Site Engineering Application

(See attached approved Site Engineering Application)

TT: A 853551
Prepared by: J. Gormley
Prepared on: January 21, 2016
Revised on:
SLA TLA Universal Amendment; 2/17/11

LRF Rev. #: 1
App Rev. #: 1



Customer Approved: Jan 20 2016

Application ID: 312804 Revision # 1 Submitted: Jan 04 2016

Submitted By: Heather Pilkington
Original Submit Date: Jan 04 2016 **Desired Install Date:** N/A
Reason for Application: Adding additional equipment to existing config **JDE Job Number** 361681

Applications are subject to applicable Crown Castle engineering, regulatory, zoning/planning, and priority property-owner approval. Approval conditions may result in alternative requirements for type and/or placement of equipment. Approval conditions may also lead to additional or revised engineering analysis at Crown Castle discretion and upon consent of the customer.

Company Information

MLA: Stand Alone Agreement - TLA
Parent License #: 179772
Company: COUNTY OF MONTEREY
Address: 1590 MOFFETT STREET
IT/TELECOM DEPT.
City/Town: SALINAS
State: CA **Postal Code:** 93905
Customer Job Number: N/A
Customer Payment Reference: 839198
Customer Site Name: N/A
Customer Site Number : N/A

Site Information

Crown Castle Site Name: Bryant Canyon
Crown Castle Site ID: 839198
Crown Castle District: San Francisco
Address: .5 Miles W of Bryant Canyon Road 3 Miles North of Metzger Road
City/Town: Soledad
State: CA **Postal Code:** 93960
County: Monterey
Latitude: 36° 27' 34.1" **Longitude:** -121° 17' 58.5"
Structure Type: GUYED **Structure Height:** 189.8 ft

Legal Entity Information

Operating Legal Entity: COUNTY OF MONTEREY
Primary Contact: Chuck Brooks **Phone:** 831-796-1364
E-mail: brooksc@co.monterey.ca.us **Fax:** N/A
Address: 1322 Natividad Road
City/Town: Salinas **State:** CA **Postal Code:** 93906
RF Contact: N/A **Phone:** N/A
E-mail: N/A

Project Management Vendor

Project Management Vendor: None

Service Information

Frequencies	
Transmit	Receive

Svc	Technology	EIRP (WATTS)	Std Frequency	Start	Stop	Start	Stop	MHZ/GHZ
1	Digital	100.0		152.09	152.09	158.55	158.55	MHZ
2	Digital	100.0		154.355	154.355	155.745	155.745	MHZ
3	Digital	100.0		155.595	155.595	156.06	156.06	MHZ
4	Digital	100.0		151.01	151.01	158.895	158.895	MHZ
5	Digital	100.0		155.25	155.25	158.985	158.985	MHZ
6	MW Link	60.0		5900.0	6800.0	5900.0	6800.0	MHZ

Antenna Information

Pos.	Cust Mount Class / CAD	Line	Mount Elev	Level	Azimuth	Leg or Face	Mfg. / Model	Transmit		Receive		Use	Orient	Status	
								Svc	Start	Stop	Start				Stop
A	Pipe Mount Pipe Mount [PM 601-1]	83	83.0	130		Leg B	ANDREW PAR6-59- PXA/B	6	5900.0	6800.0	5900.0	6800.0	TX/RX	Mid-Mount	Installed
B	Pipe Mount Pipe Mount [PM 601-1]	83	83.0	300		Leg C	ANDREW PAR6-59- PXA/B	6	5900.0	6800.0	5900.0	6800.0	TX/RX	Mid-Mount	Installed
A	Side Arm Mount Side Arm Mount [SO 305-1]	112	113.0	210		Leg B	KATHREIN K531921	1	152.09	152.09	N/A	N/A	TX	Mid-Mount	Installed
								2	154.355	154.355	N/A	N/A	TX		
A	Side Arm Mount Side Arm Mount [SO 305-1]	151	147.0	190		Leg C	SINCLAIR SRL-210C-2	1	152.09	152.09	158.55	158.55	TX/RX	Upright	Installed
B	Side Arm Mount Side Arm Mount [SO 305-1]	151	147.0	190		Leg B	SINCLAIR SRL-210C-2	1	152.09	152.09	158.55	158.55	TX/RX	Upright	Installed
A	Side Arm Mount Side Arm Mount [SO 305-1]	159	151.0	340		Leg A	DBSPECTRA DS1F06F36U-D	1	N/A	N/A	158.55	158.55	RX	Upright	Installed
								2	N/A	N/A	155.745	155.745	RX		

Feedline Information

Pos.	Customer	Mount Class	Qty	Mfg.	Model	Length	Location	Ladder Type	Status
A	Pipe Mount	1	Primary: ANDREW Secondary: N/A	EW52	133.0	Face 1C	Banded	Installed	
B	Pipe Mount	1	Primary: ANDREW Secondary: N/A	EW52	133.0	Face 1C	Banded	Installed	
A	Side Arm Mount	1	Primary: RFS/CELWAVE Secondary: N/A	LCF78-50JA	162.0	Face 3H	Banded	Installed	
A	Side Arm Mount	1	Primary: ANDREW Secondary: N/A	LDF5-50A	201.0	Face 1C	Banded	Installed	
B	Side Arm Mount	1	Primary: ANDREW Secondary: N/A	LDF5-50A	201.0	Face 1C	Banded	Installed	
A	Side Arm Mount	1	Primary: RFS/CELWAVE Secondary: N/A	LCF78-50JA	209.0	Face 3H	Banded	Installed	

Optional Component Information

Pos.	Customer	Mount Class	Qty.	Mfg.	Model	Tower Mounted Equipment		Status
						Type	Elevation	
A	Pipe Mount	N/A	N/A	N/A	N/A	N/A	N/A	N/A
B	Pipe Mount	N/A	N/A	N/A	N/A	N/A	N/A	N/A
A	Side Arm Mount	N/A	N/A	N/A	N/A	N/A	N/A	N/A
A	Side Arm Mount	N/A	N/A	N/A	N/A	N/A	N/A	N/A
B	Side Arm Mount	N/A	N/A	N/A	N/A	N/A	N/A	N/A
A	Side Arm Mount	N/A	N/A	N/A	N/A	N/A	N/A	N/A

Power Requirements

VAC	Need Crown Power	Phase	Amps
120/240	Yes	Single Phase	125

Lease, Pad, and Building Requirements

Building

Building Id #: N/A
Building Type: INSHLTR

	Length	Width	Height	SQ. Footage	Irregular SQ. Footage	Status
Lease	1ft 6in	6ft 0in	N/A N/A	9.0	N/A	INSTLLD
Pad	N/A N/A	N/A N/A	N/A N/A	N/A	N/A	N/A
Building	N/A N/A	N/A N/A	N/A N/A	N/A	N/A	N/A

Other Pad Requirements

No cabinets, dishes or other pads exist for this application

Number of Existing Cabinets: 3
Number of Proposed Cabinets: 3

Generator Requirements

No generators exist for this application

Battery Requirements

Type	Qty.	Mfg.	Model	Is Battery Backup Required?
INSTLLD	1	Eaton	9170+	Yes
PRPSD	0	N/A	N/A	

Scope of Work/Additional Information

Scope of Work:

COUNTY OF MONTEREY. The customer is proposing to move the dipole and corresponding equipment from 146.. No other changes to existing configuration or to ground space. FINAL CONFIGURATION: (2) Dipoles, (2) MWs, (1) Omni, (1) Yagi, and (6) lines.

****Indicates where Cut Sheet data has been entered.**

NOTICE: Structural Analysis shall be performed in accordance with the current revision of the TIA/EIA 222 standard and applicable local building permit codes and standards. EME analysis shall be consistent with current revision of FCC/OSHA standard OETB 65. AM detuning, when required, will be performed to 47 CFR22.371. The customer is responsible for all analysis expenses. All construction drawings are subject to Crown Castle engineering approval prior to commencement of tower attachments and compound installations. Installation of equipment not conforming to approved drawings may violate the terms of the occupancy agreement and will be corrected at the customer's expense. Crown Castle requires drawings for pre-construction approval and as built drawings for physical configuration validation to be submitted as unlocked AutoCAD files (Version 2000i preferred).

Appendix A - Antenna, Feedline, TME Specifications

Antenna Specifications

Quantity	Manufacturer	Model	Type	Height	Width	Depth	Weight	Flat Plate Area
2	ANDREW	PAR6-59-PXA/B	MICROWAVE DISH	76.3 IN	76.3 IN	19.3 IN	171.0 LBS	0.0
2	SINCLAIR	SRL-210C-2	DIPOLE	120.0 IN	40.0 IN	3.0 IN	16.0 LBS	26.7 FT2
1	KATHREIN	K531921	YAGI	25.6 IN	41.7 IN	3.0 IN	14.3 LBS	0.0
1	DBSPECTRA	DS1F06F36U-D	OMNI	262.8 IN	3.2	3.2 IN	60.0	0.0

Feedline Specifications

Quantity	Manufacturer	Model	Nominal Size	Nominal O.D.
2	ANDREW	EW52	ELLIPTICAL	1.31 IN
2	ANDREW	LDF5-50A	7/8"	1.03 IN
2	RFS/CELWAVE	LCF78-50JA	7/8"	1.09 IN

Customer Site Name:
Customer Site ID:

Crown Site Name: Bryant Canyon
Crown Business Unit: 839198
License Number: 179772
Amendment Number: 491620

ATTACHMENT B

Site Plan

(INTENTIONALLY OMITTED)

TT: A 853551
Prepared by: J. Gormley
Prepared on: January 21, 2016
Revised on:
SLA TLA Universal Amendment; 2/17/11

LRF Rev. #: 1
App Rev. #: 1

Customer Site Name:
Customer Site ID:

Crown Site Name: Bryant Canyon
Crown Business Unit: 839198
License Number: 179772
Amendment Number: 491620

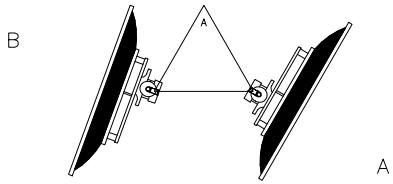
ATTACHMENT C

Level Drawing

(See attached CAD-Generated Level Drawing)

TT: A 853551
Prepared by: J. Gormley
Prepared on: January 21, 2016
Revised on:
SLA TLA Universal Amendment; 2/17/11

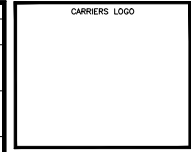
LRF Rev. #: 1
App Rev. #: 1



BUSINESS UNIT: 839198 TOWER ID: A LEVEL: 83

ORIENT	CUSTOMER	E	STATUS	MFG	ANTENNA			FEEDLINE			TME		
					MODEL	AZ	TECH	QTY	SIZE	QTY	TME TYPE	MFG	MODEL
A	MONTEREY COUNTY, CA	83	INSTALLED	ANDREW	PAR6-59-PXA/B	130	MW Link	1	EW52	0			
B	MONTEREY COUNTY, CA	83	INSTALLED	ANDREW	PAR6-59-PXA/B	300	MW Link	1	EW52	0			
C													
D													
E													
F													
G													
H													
I													
J													
K													
L													
M													
N													
O													
P													
Q													
R													

OPERATING LEGAL ENTITY: **COUNTY OF MONTEREY**



SPACE RESERVED FOR PROFESSIONAL SEALS

REVISIONS	NO.	DATE	DESCRIPTION	BY	SP
	1	11/17/2016	ISSUED FOR WORK ORDER 110993		

DRAWN/CHECKED BY: EZCAD
DRAWING DATE: 1/11/2016

SITE NUMBER:
SITE NAME:
SITE NAME
BRYANT CANYON
BUSINESS UNIT NUMBER
839198
SITE ADDRESS
.5 MILES W OF BRYANT CANYON
ROAD 3 MILES NORTH OF METZER
ROAD
SOLEDAD, CA 93960
MONTEREY COUNTY
US
SHEET TITLE
83 FT INSTALLED LEVEL
SHEET NUMBER

A1-X


LEVEL DRAWING



BUSINESS UNIT: 839198 TOWER ID: A LEVEL: 113

ORIENT	CUSTOMER	☉	STATUS	ANTENNA			FEEDLINE			TME			
				MFG	MODEL	AZ	TECH	QTY	SIZE	QTY	TME	TYPE	MFG
A MD	MONTEREY COUNTY, CA	112	INSTALLED	KATHREIN	K531921	210	Digital	1	7/8"	0			
B :													
C :													
D :													
E :													
F :													
G :													
H :													
I :													
J :													
K :													
L :													
M :													
N :													
O :													
P :													
Q :													
R :													

OPERATING LEGAL ENTITY: COUNTY OF MONTEREY



CROWN REGION ADDRESS
USA

SPACE RESERVED FOR PROFESSIONAL SEALS

REVISIONS	NO.	DATE	DESCRIPTION	BY	SR
	1	11/17/2016	Issued Per Order 119980		

DRAWN/CHECKED BY: EZCAD
DRAWING DATE: 1/11/2016

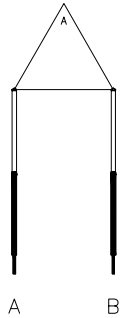
SITE NUMBER:
SITE NAME:
[SITE NAME]
BRYANT CANYON
[BUSINESS UNIT NUMBER]
839198
[SITE ADDRESS]

.5 MILES W OF BRYANT CANYON
ROAD 3 MILES NORTH OF METZER
ROAD
SOLEDAD, CA 93960
MONTEREY COUNTY
US

[SHEET TITLE]
113 FT INSTALLED LEVEL
[SHEET NUMBER]

A1-X


LEVEL DRAWING



BUSINESS UNIT: 839198 TOWER ID: A LEVEL: 147

ORIENT	CUSTOMER	QTY	STATUS	ANTENNA			FEEDLINE			TME				
				MFG	MODEL	AZ	TECH	QTY	SIZE	QTY	TME	TYPE	MFG	MODEL
A	UP	MONTEREY COUNTY, CA	151	INSTALLED	SINCLAR	SRL-210C-2	190	Digital	1	7/8"	0			
B	UP	MONTEREY COUNTY, CA	151	INSTALLED	SINCLAR	SRL-210C-2	190	Digital	1	7/8"	0			
C														
D														
E														
F														
G														
H														
I														
J														
K														
L														
M														
N														
O														
P														
Q														
R														

OPERATING LEGAL ENTITY: **COUNTY OF MONTEREY**



CROWN REGION ADDRESS
USA

SPACE RESERVED FOR PROFESSIONAL SEALS

NO.	DATE	DESCRIPTION	BY
1	11/2/2016	ISSUED FOR WORK ORDER 1087782	EA

DRAWN/CHECKED BY: EZCAD
DRAWING DATE: 1/11/2016

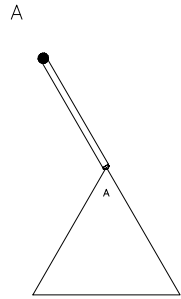
SITE NUMBER:
SITE NAME:
SITE ADDRESS:
BRYANT CANYON
BUSINESS UNIT NUMBER:
839198
SITE ADDRESS:

.5 MILES W OF BRYANT CANYON
ROAD 3 MILES NORTH OF METZER
ROAD
SOLEDAD, CA 93960
MONTEREY COUNTY
US

SHEET TITLE:
147 FT PROPOSED LEVEL
SHEET NUMBER:

LEVEL DRAWING


A1-X



BUSINESS UNIT: 839198 TOWER ID: A LEVEL: 151

ORIENT	CUSTOMER	Q	STATUS	ANTENNA			FEEDLINE		TME				
				MFG	MODEL	AZ	TECH	QTY	SIZE	QTY	TME TYPE	MFG	MODEL
UP	MONTEREY COUNTY, CA	159	INSTALLED	DBSPECTRA	DS1F06F36U-D	340	Digital	1	7/8"	0			
A:													
B:													
C:													
D:													
E:													
F:													
G:													
H:													
I:													
J:													
K:													
L:													
M:													
N:													
O:													
P:													
Q:													
R:													

OPERATING LEGAL ENTITY: COUNTY OF MONTEREY



CROWN REGION ADDRESS
USA

SPACE RESERVED FOR PROFESSIONAL SEALS

NO.	DATE	BY	DESCRIPTION
1	11/7/2016	EZCAD	Updated per work order 117800

DRAWN/CHECKED BY: EZCAD
DRAWING DATE: 1/11/2016

SITE NUMBER:
SITE NAME:
SITE NAME

BRYANT CANYON
BUSINESS UNIT NUMBER

839198
SITE ADDRESS

.5 MILES W OF BRYANT CANYON
ROAD 3 MILES NORTH OF METZER
ROAD
SOLEDAD, CA 93960
MONTEREY COUNTY
US

SHEET TITLE

151 FT INSTALLED LEVEL

SHEET NUMBER

A1-X

LEVEL DRAWING

Certificate Of Completion

Envelope Id: 7FFBFBFD435924CA1925CC617C509DF9C	Status: Sent
Subject: BU-839198_PLIC-179772_APP-312804_WTA_BryantCanyon_MontereyCounty,CA__.pdf	
BusinessUnit: 839198	
License: 179772	
ApplicationId: 312804	
District: SFO	
Area: WTA	
Source Envelope:	
Document Pages: 15	Signatures: 0
Certificate Pages: 4	Initials: 0
AutoNav: Enabled	Envelope Originator:
Envelopeld Stamping: Enabled	Ashley Kellams at Crown Castle
Time Zone: (UTC-05:00) Eastern Time (US & Canada)	Canonsburg, PA 15317
	ashley.kellams@crowncastle.com
	IP Address: 64.213.130.241

Record Tracking

Status: Original 8/4/2017 3:42:28 PM	Holder: Ashley Kellams at Crown Castle ashley.kellams@crowncastle.com	Location: DocuSign
---	--	--------------------

Signer Events

Signature

Timestamp

Security Level: Email, Account Authentication
(None)

Electronic Record and Signature Disclosure:
Not Offered via DocuSign

Security Level: Email, Account Authentication
(None)

Electronic Record and Signature Disclosure:
Not Offered via DocuSign

Execution Specialist
executionspecialist.embedded@crowncastle.com

Security Level: Email, Account Authentication
(None)

Electronic Record and Signature Disclosure:
Not Offered via DocuSign

System Sync
system.sync@crowncastle.com

Security Level: Email, Account Authentication
(None)

Electronic Record and Signature Disclosure:
Not Offered via DocuSign

Crown Manager, Contract Development

Signing Group: Crown Manager, Contract
Development

Security Level: Email, Account Authentication
(None)

Electronic Record and Signature Disclosure:
Not Offered via DocuSign

In Person Signer Events

Signature

Timestamp

Editor Delivery Events	Status	Timestamp
------------------------	--------	-----------

Agent Delivery Events	Status	Timestamp
-----------------------	--------	-----------

Steve Paxton PaxtonS@co.monterey.ca.us Security Level: Email, Account Authentication (None)		Sent: 4/16/2018 12:06:00 PM Viewed: 4/23/2018 2:38:00 PM
---	--	---

Electronic Record and Signature Disclosure:
Accepted: 4/23/2018 | 2:38:00 PM
ID: a292f287-7c47-45e9-a5a2-c871ecb1c6be

Intermediary Delivery Events	Status	Timestamp
------------------------------	--------	-----------

Certified Delivery Events	Status	Timestamp
---------------------------	--------	-----------

Carbon Copy Events	Status	Timestamp
--------------------	--------	-----------

Laura Whitten laura.whitten@crowncastle.com Security Level: Email, Account Authentication (None)	<div style="border: 2px solid blue; padding: 5px; text-align: center; color: blue; font-weight: bold; font-size: 1.2em;">COPIED</div>	Sent: 8/4/2017 3:44:05 PM Viewed: 8/4/2017 3:51:18 PM
--	---	--

Electronic Record and Signature Disclosure:
Not Offered via DocuSign

Notary Events	Signature	Timestamp
---------------	-----------	-----------

Envelope Summary Events	Status	Timestamps
-------------------------	--------	------------

Envelope Sent	Hashed/Encrypted	4/16/2018 12:06:00 PM
---------------	------------------	-------------------------

Payment Events	Status	Timestamps
----------------	--------	------------

Electronic Record and Signature Disclosure
--

ELECTRONIC RECORD AND SIGNATURE DISCLOSURE

In order to provide more efficient and faster service, Crown Castle (“we”, “us” or “company”) is pleased to announce the use of DocuSign, Inc. (“DocuSign”) electronic signing system. The terms for providing such documents for execution and various other documents and records to you electronically through DocuSign are set forth below. Please read the information below carefully and if you can satisfactorily access this information electronically and agree to these terms, please confirm your agreement by clicking the “I agree” button at the bottom of this document.

Getting paper copies

At any time, you may request from us a paper copy of any document for execution or other document or record provided or made available electronically to you by us. You will be able to download and print documents we send to you through the DocuSign system during and immediately after each signing session and, if you elect to create a DocuSign signer account, you may access them for a limited period of time thereafter. To request paper copies of documents previously provided by us to you electronically, send an e-mail to esignature@CrownCastle.com, requesting the subject paper copies and stating your e-mail address, name, US Postal address and telephone number.

Withdrawing your consent to receive and/or execute documents electronically

If you elect to receive documents for execution and various other documents and records from us electronically, you may at any time change your mind and tell us that thereafter you want to receive such documents only in paper format. To withdraw your consent to electronic delivery and execution of documents, use the DocuSign 'Withdraw Consent' form on the signing page of a DocuSign envelope, instead of signing it. Thereafter, you will no longer be able to use the DocuSign system to electronically receive and execute documents or other records from us. You may also send an e-mail to esignature@CrownCastle.com stating that you are withdrawing your consent to electronic delivery and execution of documents through the DocuSign system and stating your e-mail address, name, US Postal Address, and telephone number.

Consequences of withdrawing consent to receive and/or execute documents electronically

If you elect to receive documents for execution and various other documents and other records only in paper format, it will slow the speed at which we can complete the subject transactions because of the increased delivery time.

Documents for execution, and other documents and records may be sent to you electronically

Unless you tell us otherwise in accordance with the procedures described herein, we may provide documents for execution, and other documents and records electronically to you through the DocuSign system during the course of our relationship with you. To reduce the chance of you inadvertently not receiving any document for execution or other document or record, we prefer to provide all documents for execution, and other documents and records by the same method and to the same address that you have given us. If you do not agree with this process, please let us know as described below.

How to contact Crown Castle

You may contact us to let us know of any changes related to contacting you electronically, to request paper copies of documents for execution and other documents and records from us, and to withdraw your prior consent to receive documents for execution and other documents and records electronically as follows:

To contact us by phone call: 724-416-2000

To contact us by email, send messages to: esignature@CrownCastle.com

To contact us by paper mail, send correspondence to

Crown Castle

2000 Corporate Drive

Canonsburg, PA 15317

To advise Crown Castle and DocuSign of your new e-mail address

To let us know of a change to the e-mail address where we should send documents for execution and other documents and records to you, you must send an email message to esignature@CrownCastle.com and state your previous e-mail address and your new e-mail address.

In addition, you must notify DocuSign, Inc. to arrange for your new email address to be reflected in your DocuSign account by following the process for changing e-mail in the DocuSign system.

Required hardware and software

Operating Systems:	Windows® 2000, Windows® XP, Windows Vista®; Mac OS® X
Browsers:	Final release versions of Internet Explorer® 6.0 or above (Windows only); Mozilla Firefox 2.0 or above (Windows and Mac); Safari™ 3.0 or above (Mac only)
PDF Reader:	Acrobat® or similar software may be required to view and print PDF files
Screen Resolution:	800 x 600 minimum
Enabled Security Settings:	Allow per session cookies

These minimum requirements are subject to change. If these requirements change, you will be asked to re-accept the disclosure. Pre-release (e.g. beta) versions of operating systems and browsers are not supported.

Acknowledging your access and consent to receive documents electronically

Please confirm that you were able to access this disclosure electronically (which is similar to the manner in which we will deliver documents for execution and other documents and records) and that you were able to print this disclosure on paper or electronically save it for your future reference and access or that you were able to e-mail this disclosure to an address where you will be able to print it on paper or save it for your future reference and access. Further, if you consent to receiving documents for execution and other documents and records in electronic format on the terms described above, please let us know by clicking the “I agree” button below.

By checking the 'I agree' box, I confirm that:

- You can access and read this Electronic Record and Signature Disclosure; and
- As a recipient, you can read, electronically sign and act upon this message, and you agree not to forward it or any other DocuSign e-mail communications. In the event another party needs to be added to the DocuSign communication, you must make a request to the e-mail originator.