



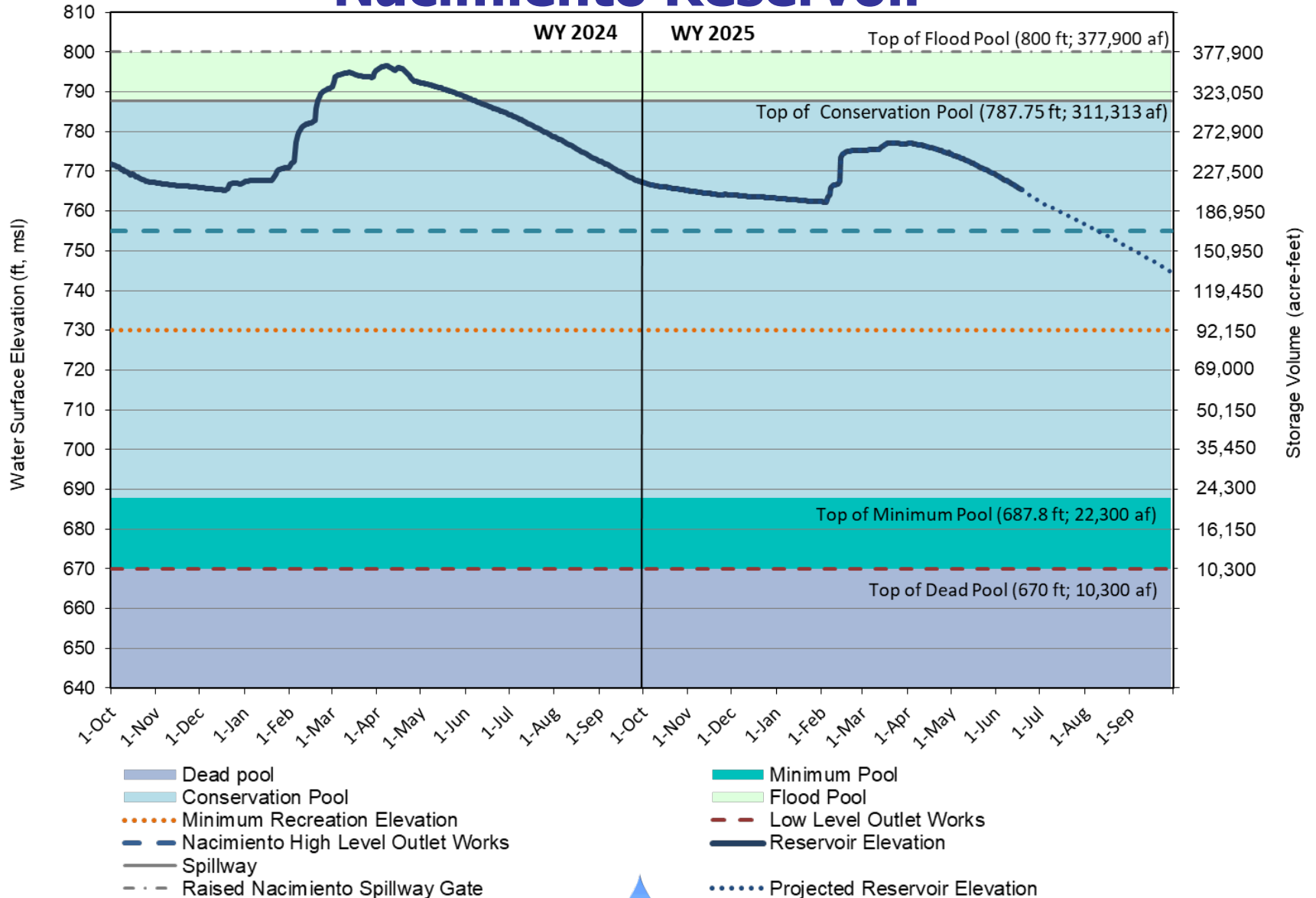
Current Reservoir Conditions

(6/18/25)

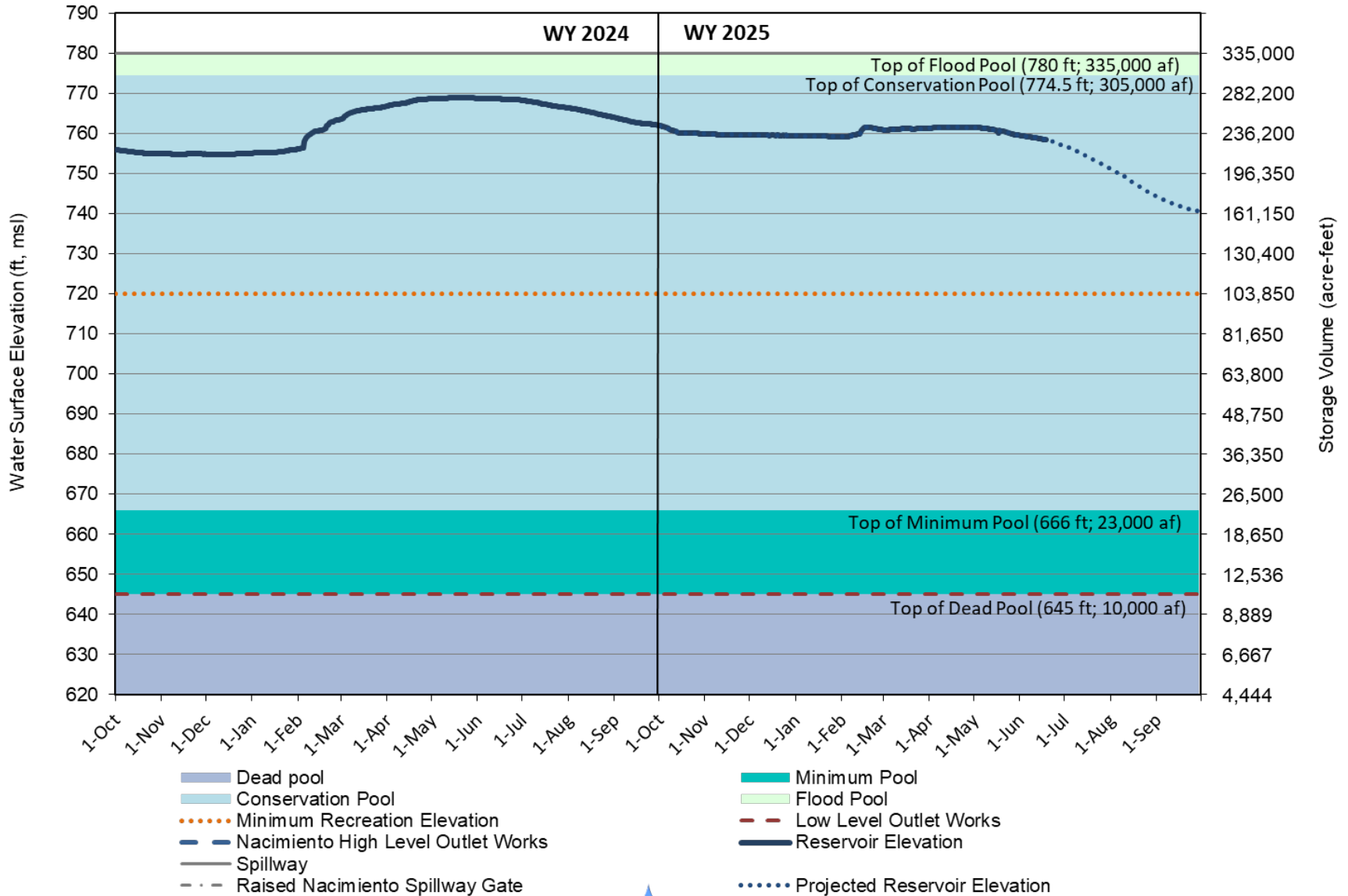
	Nacimiento	San Antonio
Percentage of Capacity	55%	68%
Elevation (ft.)	765.45	758.4
Storage (ac-ft)	208,450	229,430
Releases (cfs)	391	115



Nacimientto Reservoir



San Antonio Reservoir



Synopsis of Reservoir Release Changes

Since October 10, 2024

	San Antonio Reservoir		Nacimiento Reservoir		
Date	Starting Flow	Ending Flow	Starting Flow	Ending Flow	Total Releases
October 10, 2024	340	300	110	110	410
October 11, 2024	300	220	110	60	280
October 14, 2024	220	10	60	60	70
February 17, 2025	10	300	60	60	360
February 21, 2025	300	270	60	60	330
February 24, 2025	270	240	60	60	300
February 26, 2025	240	200	60	60	260
February 28, 2025	200	130	60	60	190
March 1, 2025	130	90	60	60	150
March 2, 2025	90	50	60	60	110
March 3, 2025	50	10	60	60	70
March 16, 2025	10	300	60	60	360
March 18, 2025	300	260	60	255	515
March 19, 2025	260	215	255	255	470
March 20, 2025	215	115	255	255	370
March 21, 2025	115	50	255	255	305
March 24, 2025	50	10	255	255	265
March 27, 2025	10	10	255	220	230
March 28, 2025	10	10	220	260	270
April 22, 2025	10	10	260	300	310
May 2, 2025	10	50	300	300	350
May 6, 2025	50	90	300	300	390
May 9, 2025	90	90	300	360	450
May 15, 2025	90	130	360	360	490
May 16, 2025	130	130	360	400	530
May 23, 2025	130	260	400	270	530
May 27, 2025	260	100	270	400	500
June 3, 2025	100	75	400	400	475
June 12, 2025	75	115	400	400	515

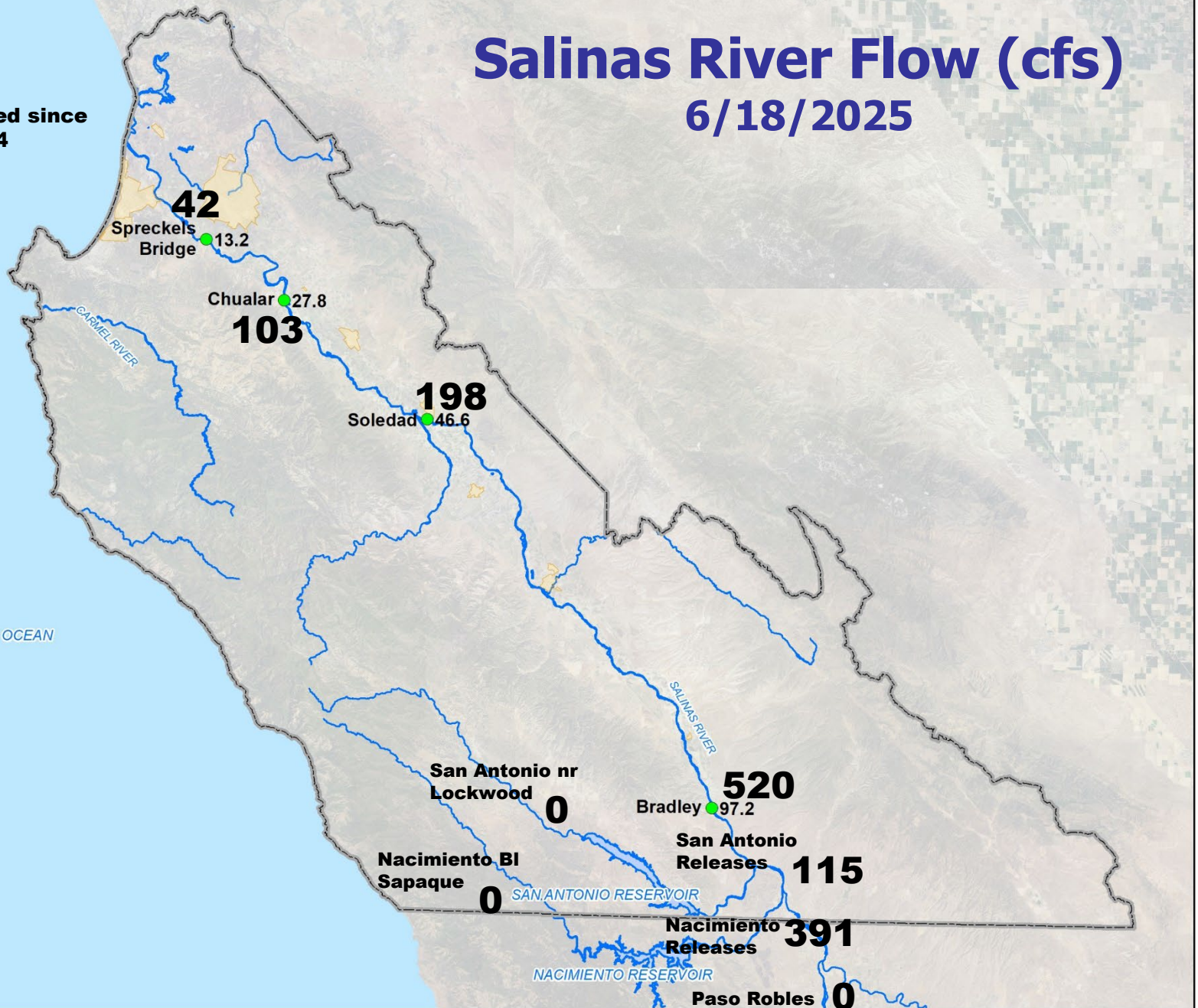


Salinas River Flow (cfs)

6/18/2025

Lagoon: Closed since
May 14

PACIFIC OCEAN



2025 Reservoir Release Schedule

Original

Month	Combined Releases (cfs)	Nacimiento Releases (cfs)	San Antonio Releases (cfs)	Nacimiento Elevation (ft)	San Antonio Elevation (ft)
Jan	73	63	10	763.2	759.5
Feb	172	60	112	762.4	759.2
Mar	218	151	67	775.4	760.8
Apr	380	368	12	775.6	760.6
May	409	326	84	770.2	760.1
Jun	488	358	131	764.5	758.5
Jul	600	270	330	757.9	755.8
Aug	638	275	363	752.0	749.8
Sep	470	279	191	745.6	743.0
Oct	220	158	62	738.9	739.2
Nov	70	60	10	734.7	737.7
Dec	70	60	10	732.8	737.3
Jan				731.1	737.0

Updated

Month	Combined Releases (cfs)	Nacimiento Releases (cfs)	San Antonio Releases (cfs)	Nacimiento Elevation (ft)	San Antonio Elevation (ft)
Jan	73	63	10	763.2	759.5
Feb	172	60	112	762.4	759.2
Mar	203	144	59	775.4	760.8
Apr	288	278	10	777.1	761.3
May	471	348	123	774.2	761.4
Jun	534	352	137	768.9	759.2
Jul	600	270	330	762.1	756.7
Aug	638	275	363	756.5	750.8
Sep	470	279	191	750.5	744.0
Oct	220	158	62	744.1	740.3
Nov	70	60	10	740.3	738.8
Dec	70	60	10	738.5	738.4
Jan				736.9	738.1

Note: Table on left shows the Reservoir Release Schedule to be presented at the April 21, 2025 Board of Directors meeting. Table on the right is current as of June 18, 2025. Bold text indicates actual values. The Reservoir Release Schedule includes estimated monthly release values to meet the goals of dam safety, flood protection, groundwater recharge, operation of the SRDF, water supply, fish migration, fish habitat requirements, agriculture, and recreation while complying with water rights, permits, and existing agreements. Salinas River conditions are dynamic, and the reservoir releases required to meet downstream goals can vary based on watershed and climatic conditions. The Release Schedule is updated throughout the year with actual releases and updated estimates to reflect these changing conditions.



