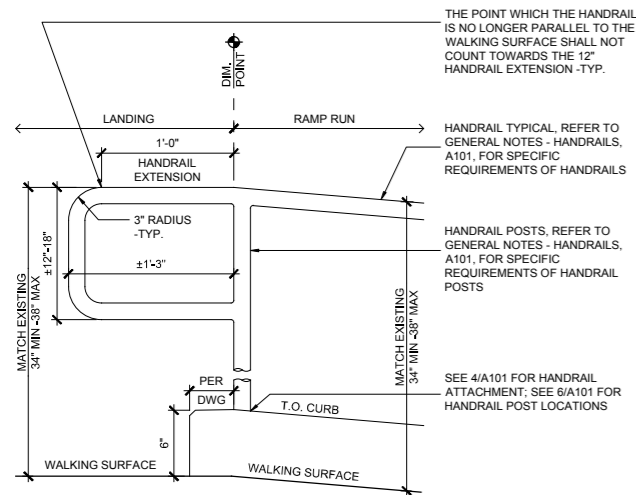
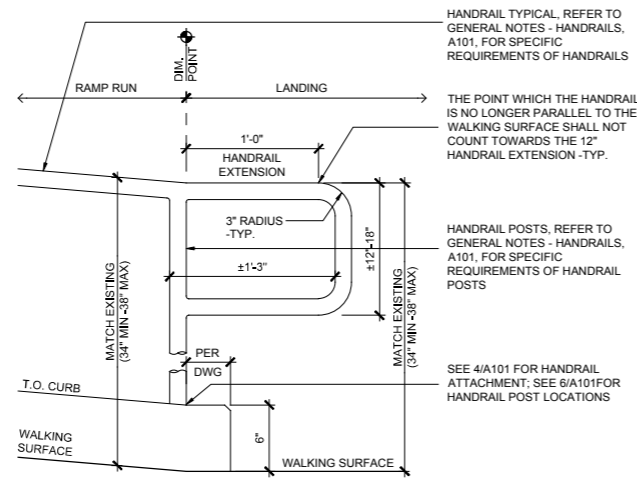


Attachment C

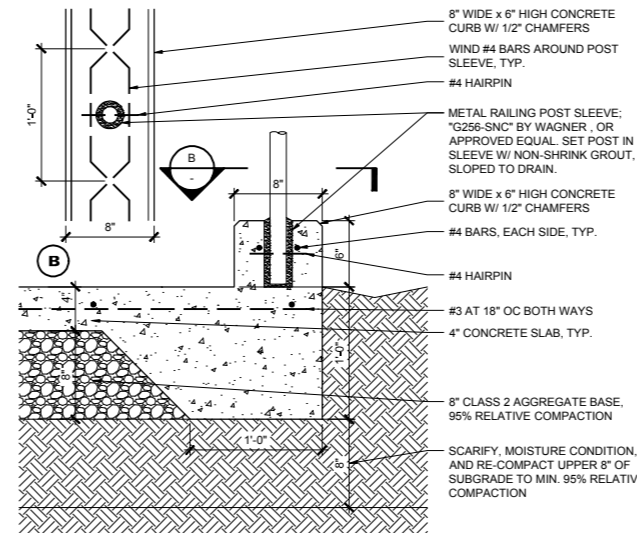
This page intentionally left blank.



10 HANDRAIL EXTENSION AT TOP LANDING
SCALE: 1 1/2" = 1'-0"

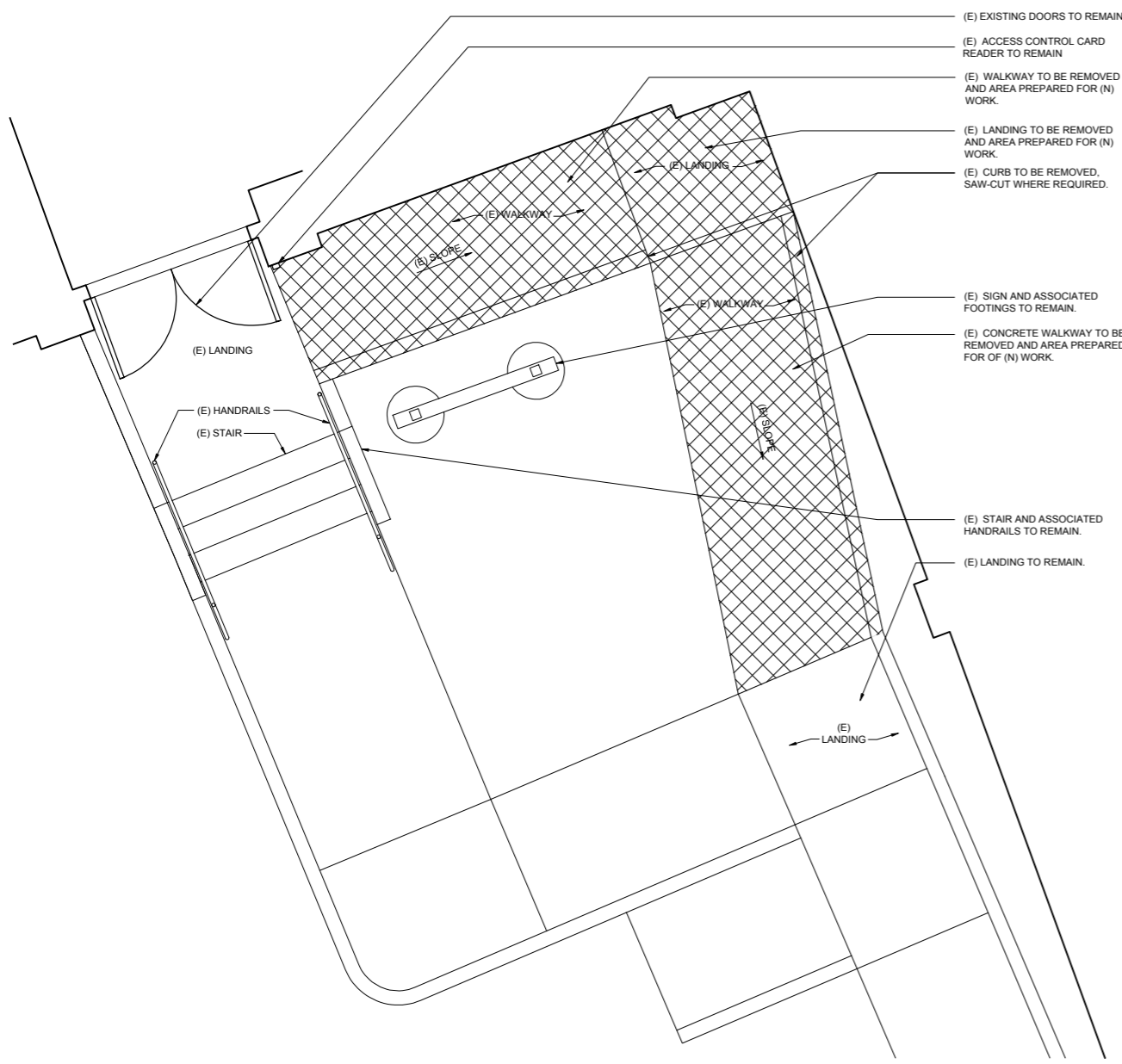


7 HANDRAIL EXTENSION AT BOTTOM LANDING
SCALE: 1 1/2" = 1'-0"

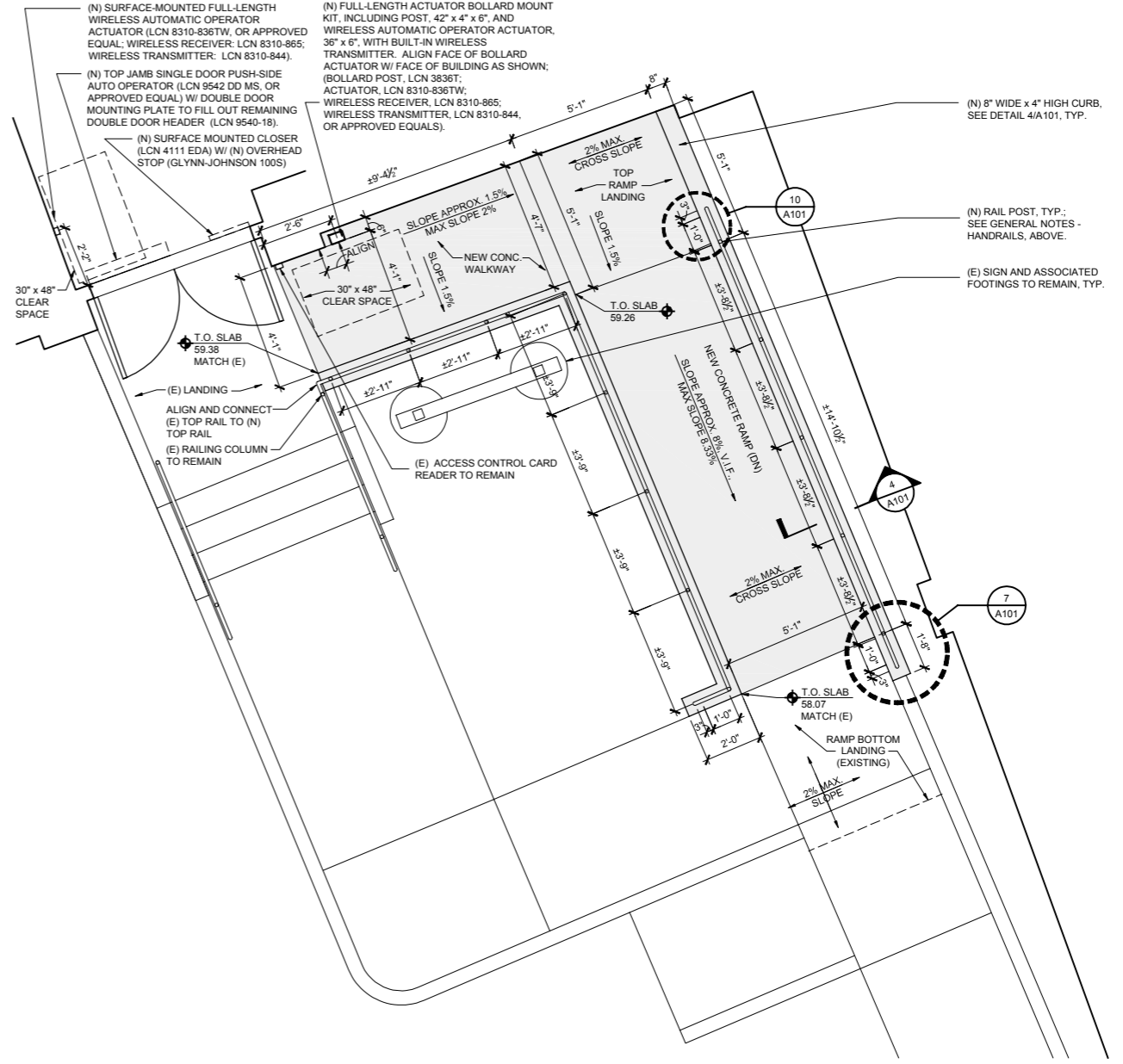


4 CONCRETE CURB & HANDRAIL AT RAMP
SCALE: 1 1/2" = 1'-0"

- ### GENERAL NOTES - HANDRAILS
- ALL RAILINGS AND ATTACHMENTS SHALL BE ADEQUATE IN STRENGTH AND ATTACHMENT IN ACCORDANCE WITH CBC SECTION 1607.8.
 - CONTRACTOR SHALL MAKE FIELD MEASUREMENTS OF AS-BUILT CONDITIONS PRIOR TO RAILING FABRICATION.
 - ALL PIPING SHALL BE HOT DIPPED GALVANIZED, FREE OF BURRS AND SHARP EDGES.
 - ALL PIPING CONNECTIONS SHALL BE COPE AND WELDED, WELDS SHALL BE GROUND SMOOTH.
 - CLEAN FIELD WELDS, BOLTED CONNECTIONS, AND ABRASED AREAS AND REPAIR GALVANIZING TO COMPLY WITH ASTM A 780, INCLUDING THE USE OF GALVANIZING REPAIR PAINT.
 - GALVANIZING REPAIR PAINT SHALL BE HIGH-ZINC-DUST-CONTENT PAINT FOR REGALVANIZING WELDS IN STEEL, COMPLYING WITH SSPC-PAINT 20.
 - HANDRAILS SHALL BE 1-1/2" DIAMETER, 0.120 INCH THICK (SCHEDULE 40) GALVANIZED PIPE.
 - HANDRAIL POSTS SHALL BE 1-1/2" DIAMETER, 0.188 INCH THICK GALVANIZED PIPE (SCHEDULE 80).
 - BOTTOM RAIL (WHEEL ENTRAPMENT BARRIER) SHALL BE 1-1/2" DIAMETER, 0.120 INCH THICK (SCHEDULE 40) GALVANIZED PIPE.
 - HANDRAIL POSTS SHALL BE EQUALLY SPACED ALONG RAMP WITH A MAX SPACING OF 48" ON CENTER OR AS REQUIRED PER SECTION 1607.8 C.B.C.
 - HANDRAILS SHALL BE PROVIDED ON BOTH SIDES OF RAMP.
 - HANDRAIL GRIPPING SURFACES SHALL BE CONTINUOUS, WITHOUT INTERRUPTION BY NEWEL POSTS OR OTHER OBSTRUCTIONS.
 - CLEAR SPACE BETWEEN A HANDRAIL AND A WALL OR OTHER SURFACE SHALL BE NOT LESS THAN 1-1/2". A HANDRAIL AND A WALL OR OTHER SURFACE ADJACENT TO THE HANDRAIL SHALL BE FREE OF ANY SHARP OR ABRASIVE ELEMENTS AND SHALL HAVE ROUNDED EDGES.
 - TOP OF GRIPPING SURFACES OF HANDRAILS SHALL BE 34" MINIMUM AND 38" MAXIMUM VERTICALLY ABOVE WALKING SURFACES, AND RAMP SURFACES. HANDRAILS SHALL BE AT A CONSISTENT HEIGHT ABOVE WALKING SURFACES, AND RAMP SURFACES.
 - HANDRAIL HEIGHT MEASURED ABOVE FINISHED SURFACE OF RAMP SLOPE SHALL BE UNIFORM, NOT LESS THAN 34" AND NOT MORE THAN 38".
 - HANDRAILS SHALL BE CONTINUOUS WITHIN THE FULL LENGTH OF EACH RAMP RUN. INSIDE HANDRAILS ON SWITCHBACK OR DOGLEG RAMP SHALL BE CONTINUOUS BETWEEN RUNS.
 - RAMP HANDRAILS SHALL RETURN TO A WALL, GUARD OR THE WALKING SURFACE OR SHALL BE CONTINUOUS TO THE HANDRAIL OF AN ADJACENT RAMP RUN. AT RAMP WHERE HANDRAILS ARE NOT CONTINUOUS BETWEEN RUNS, THE HANDRAILS SHALL EXTEND HORIZONTALLY ABOVE THE LANDING 12" MINIMUM BEYOND THE TOP AND BOTTOM OF RAMP RUNS. THE EXTENSIONS OF HANDRAILS SHALL BE IN THE SAME DIRECTION OF THE RAMP RUNS AT RAMP.
 - A CURB, 2" HIGH MINIMUM, OR BARRIER SHALL BE PROVIDED THAT PREVENTS THE PASSAGE OF A 4" DIAMETER SPHERE, WHERE ANY PORTION OF THE SPHERE IS WITHIN 4" OF THE FINISH FLOOR OR GROUND SURFACE. TO PREVENT WHEEL ENTRAPMENT, THE CURB OR BARRIER SHALL PROVIDE A CONTINUOUS AND UNINTERRUPTED BARRIER ALONG THE LENGTH OF THE RAMP. THE EDGE PROTECTION SHALL BE PROVIDED ON EACH SIDE OF RAMP RUNS AND AT EACH SIDE OF RAMP LANDINGS.



12 (E) WALKWAY DEMOLITION PLAN
SCALE: 3/8" = 1'-0"



6 PROPOSED RAMP & WALKWAY ENLARGED PLAN
SCALE: 3/8" = 1'-0"

50
WR&D
WALD RUHNKE & DOST ARCHITECTS LLP
2340 GARDEN ROAD, SUITE 100
MONTEREY, CALIFORNIA 93940
PHONE: 831.649.4642
FAX: 831.649.3530
WWW.WR&DARCH.COM

THE USE OF THE PLANS AND SPECIFICATIONS IS RESTRICTED TO THE ORIGINAL SITE FOR WHICH THEY WERE PREPARED AND PUBLICATION THEREOF IS EXPRESSLY LIMITED TO SUCH USE. PROVISIONS OF THE PLANS AND SPECIFICATIONS REMAINS WITH THE ARCHITECT AND "VISUAL CONTACT" WITH THEM CONSTITUTES PRIMA FACIE EVIDENCE OF THE ACCEPTANCE OF THESE RESTRICTIONS.

ARCHITECT
PETER RUHNKE
No. C21266
REN. 4/30/21
STATE OF CALIFORNIA

MONTEREY COUNTY SCHILLING PLACE EXTERIOR ENTRY MODIFICATION
MONTEREY COUNTY GOVERNMENT CENTER
1441 SCHILLING PLACE
SALINAS, CA 93901

JOB NO.: **19130**
DRAWN BY:
CHECKED BY: **MH**
SET ISSUED:
75% CD REVIEW 07/18/2019
100% PERMIT SUB. 08/13/2019
SHEET NAME:
ENLARGED SITE PLAN
SHEET NO.:
A101
FILE NAME: 19130_A101

This page intentionally left blank.