

# County of Monterey

Government Center - Board Chambers  
168 W. Alisal St., 1st Floor  
Salinas, CA 93901



## Meeting Agenda - Final

Thursday, June 20, 2024

9:00 AM

Join via Zoom at <https://montereycty.zoom.us/j/224397747> or in person at the address listed above

### **Board of Supervisors of the Monterey County Water Resources Agency**

*Chair Supervisor Glenn Church - District 2*  
*Vice Chair Supervisor Chris Lopez - District 3*  
*Supervisor Wendy Root Askew - District 4*  
*Supervisor Mary L. Adams - District 5*  
*Supervisor Luis A. Alejo - District 1*

## Participation in meetings

While the Board chambers remain open, members of the public may participate in Board meetings in 2 ways:

1. You may attend the meeting in person; or,
2. You may observe the live stream of the Board of Supervisors meetings at <https://monterey.legistar.com/Calendar.aspx>, <http://www.mgtvonline.com/>, [www.youtube.com/c/MontereyCountyTV](http://www.youtube.com/c/MontereyCountyTV) or <https://www.facebook.com/MontereyCoInfo/>

If you choose not to attend the Board of Supervisors meeting but desire to make general public comment, or comment on a specific item on the agenda, you may do so in 2 ways:

a. submit your comment via email by 5:00 p.m. on the Monday prior to the Board meeting. Please submit your comment to the Clerk of the Board at [cob@co.monterey.ca.us](mailto:cob@co.monterey.ca.us). In an effort to assist the Clerk in identifying the agenda item relating to your public comment please indicate in the Subject Line, the meeting body (i.e. Board of Supervisors Agenda) and item number (i.e. Item No. 10). Your comment will be placed into the record at the Board meeting.

b. you may participate through ZOOM. For ZOOM participation please join by computer audio at: <https://montereycty.zoom.us/j/224397747>

OR to participate by phone call any of these numbers below:

- +1 669 900 6833 US (San Jose)
- +1 346 248 7799 US (Houston)
- +1 312 626 6799 US (Chicago)
- +1 929 205 6099 US (New York)
- +1 253 215 8782 US
- +1 301 715 8592 US

Enter this Meeting ID number: 224397747 when prompted. Please note there is no Participant Code, you will just hit # again after the recording prompts you.

You will be placed in the meeting as an attendee; when you are ready to make a public comment if joined by computer audio please Raise your Hand; and by phone please push \*9 on your keypad.

**PLEASE NOTE: IF ALL BOARD MEMBERS ARE PRESENT IN PERSON, PUBLIC PARTICIPATION BY ZOOM IS FOR CONVENIENCE ONLY AND IS NOT REQUIRED BY LAW. IF THE ZOOM FEED IS LOST FOR ANY REASON, THE MEETING MAY BE PAUSED WHILE A FIX IS ATTEMPTED BUT THE MEETING MAY CONTINUE AT THE DISCRETION OF THE CHAIRPERSON.**

---

## Participación en reuniones

Mientras las cámaras de la Junta permanezcan abiertas, los miembros del público pueden participar en las reuniones de la Junta de 2 maneras:

1. Podrá asistir personalmente a la reunión; o,
2. Puede observar la transmisión en vivo de las reuniones de la Junta de Supervisores en <https://monterey.legistar.com/Calendar.aspx>, <http://www.mgtvonline.com/>, [www.youtube.com/c/MontereyCountyTV](http://www.youtube.com/c/MontereyCountyTV) o <https://www.facebook.com/MontereyCoInfo/>

Si elige no asistir a la reunión de la Junta de Supervisores pero desea hacer comentarios del público en general o comentar un tema específico de la agenda, puede hacerlo de 2 maneras:

a. envíe su comentario por correo electrónico antes de las 5:00 p.m. el lunes anterior a la reunión de la Junta. Envíe su comentario al Secretario de la Junta a [cob@co.monterey.ca.us](mailto:cob@co.monterey.ca.us). En un esfuerzo por ayudar al secretario a identificar el tema de la agenda relacionado con su comentario público, indique en la línea de asunto el cuerpo de la reunión (es decir, la agenda de la Junta de Supervisores) y el número de artículo (es decir, el artículo n.º 10). Su comentario se colocará en el registro en la reunión de la Junta.

b. puedes participar a través de ZOOM. Para participar en ZOOM, únase por audio de computadora en: <https://montereycty.zoom.us/j/224397747>

O para participar por teléfono llame a cualquiera de estos números a continuación:

- +1 669 900 6833 EE. UU. (San José)
- +1 346 248 7799 EE. UU. (Houston)
- +1 312 626 6799 EE. UU. (Chicago)
- +1 929 205 6099 EE. UU. (Nueva York)
- +1 253 215 8782 EE. UU.
- +1 301 715 8592 EE. UU.

Ingrese este número de ID de reunión: 224397747 cuando se le solicite. Tenga en cuenta que no hay un código de participante, simplemente presione # nuevamente después de que la grabación lo solicite.

Se le colocará en la reunión como asistente; cuando esté listo para hacer un comentario público si se une al audio de la computadora, levante la mano; y por teléfono, presione \*9 en su teclado.

**TENGA EN CUENTA: SI TODOS LOS MIEMBROS DE LA JUNTA ESTÁN PRESENTES EN PERSONA, LA PARTICIPACIÓN DEL PÚBLICO POR ZOOM ES ÚNICAMENTE POR CONVENIENCIA Y NO ES REQUERIDA POR LA LEY. SI LA ALIMENTACIÓN DE ZOOM SE PIERDE POR CUALQUIER MOTIVO, LA REUNIÓN PUEDE PAUSARSE MIENTRAS SE INTENTA UNA SOLUCIÓN, PERO LA REUNIÓN PUEDE CONTINUAR A DISCRECIÓN DEL PRESIDENTE.**

**NOTE: All agenda titles related to numbered agenda items are live web links. Click on the title to be directed to the corresponding Board Report.**

**PUBLIC COMMENTS: Members of the public may address comments to the Board concerning each agenda item. The timing of public comment shall be at the discretion of the Chair.**

**9:00 A.M. - Call to Order**

**Roll Call**

**Additions and Corrections by Clerk**

The Clerk of the Board will announce agenda corrections and proposed additions, which may be acted on by the Board as provided in Sections 54954.2 of the California Government Code.

**General Public Comments**

This portion of the meeting is reserved for persons to address the Board on any matter not on this agenda but under the jurisdiction of the Board of Supervisors. Board members may respond briefly to the statement made or questions posed. They may ask a question for clarification; make a referral to staff for factual information or request staff to report back to the Board at a future meeting.

**Consent Calendar**

1. Adopt a resolution approving the Monterey County Water Resources Agency's Fiscal Year 2024-25 Budget.

**Attachments:**     [Board Report](#)  
                          [MCWRA FY 2024-2025 Recommended Budget](#)  
                          [Resolution](#)

**Adjournment**



# County of Monterey

## Item No.1

### Board Report

Board of Supervisors  
Chambers  
168 W. Alisal St., 1st Floor  
Salinas, CA 93901

Legistar File Number: WRAG 24-091

June 20, 2024

**Introduced:** 5/30/2024

**Current Status:** Agenda Ready

**Version:** 1

**Matter Type:** WR General Agenda

Adopt a resolution approving the Monterey County Water Resources Agency's Fiscal Year 2024-25 Budget.

#### RECOMMENDATION:

It is recommended that the Monterey County Water Resources Agency Board of Supervisors:

Adopt a resolution approving the Monterey County Water Resources Agency's Fiscal Year 2024-25 Budget.

#### SUMMARY/DISCUSSION:

The Monterey County Water Resources Agency (Agency) FY 2024-2025 (FY25) Recommended Budget totals \$48,759,795 in expenditures and \$42,154,850 in revenue and total full time equivalent (FTE) positions is 57 FTE, for all 14 Agency Funds. The Recommended Budget is a decrease of 11% in expenditures and a decrease of 16% in revenue from the Amended Budget of Fiscal Year 2023-24 (FY24).

The Agency's FY25 Recommended Budget authorizes the total 57 FTE, which includes 53 funded, 4 unfunded and 6 partially funded positions.

The budget authorizes an assignment of \$105,000 of Fund 116 to capital project reserve in Fund 116 and fund transfers of \$244,474 and \$200,000 of the Advance Funding Agreement payment from Fund 111 to Fund 122 and Fund 124, respectively.

The total revenue estimated in FY25 is \$42,154,850 adopting a 2.4% cost-of-living adjustment (COLA) increase to FY25's assessment charges and Water Delivery Fee of \$45.24 per acre foot water delivered. FY25's assessment charges and Water Delivery Fee were approved and adopted by the Agency's Board of Supervisors at the May 29th 2024 meeting.

Overall, FY25 budgeted expenditures exceed revenues by \$6,604,945, which will be financed with Fund Balance of Agency Funds. Ending Fund Balance of Agency's fund is estimated at \$14,496,277.

#### OTHER AGENCY INVOLVEMENT:

Staff worked with Monterey One Water for Fund 131 CSIP Operations, Fund 132 SVRP Operations, and Fund 134 SRDF Operations.

The Water Resources Agency Board of Directors heard and recommended approval of the Water Resources Agency's FY25 Recommended Budget at its April 15, 2024, meeting and Agency's Board of Supervisors held the public budget hearing on May 29, 2024. No change has been made to the Recommended Budget since the budget hearing.

FINANCING:

The Water Resources Agency FY 2024-25 Recommended Budget represents a statutorily balanced budget and meets all requirements for adoption.

Prepared by: Nan Kyung Kim, Finance Manager III, (831) 755-4860

Approved by: \_\_\_\_\_  
Ara Azhderian, General Manager, (831) 755-4860

Attachments:

1. MCWRA FY 2024-2025 Recommended Budget
2. Resolution



# County of Monterey

## Item No.1

### Board Report

Board of Supervisors  
Chambers  
168 W. Alisal St., 1st Floor  
Salinas, CA 93901

Legistar File Number: WRAG 24-091

June 20, 2024

**Introduced:** 5/30/2024

**Current Status:** Agenda Ready

**Version:** 1

**Matter Type:** WR General Agenda

Adopt a resolution approving the Monterey County Water Resources Agency's Fiscal Year 2024-25 Budget.

**RECOMMENDATION:**

It is recommended that the Monterey County Water Resources Agency Board of Supervisors:

Adopt a resolution approving the Monterey County Water Resources Agency's Fiscal Year 2024-25 Budget.

**SUMMARY/DISCUSSION:**

The Monterey County Water Resources Agency (Agency) FY 2024-2025 (FY25) Recommended Budget totals \$48,759,795 in expenditures and \$42,154,850 in revenue and total full time equivalent (FTE) positions is 57 FTE, for all 14 Agency Funds. The Recommended Budget is a decrease of 11% in expenditures and a decrease of 16% in revenue from the Amended Budget of Fiscal Year 2023-24 (FY24).

The Agency's FY25 Recommended Budget authorizes the total 57 FTE, which includes 53 funded, 4 unfunded and 6 partially funded positions.

The budget authorizes an assignment of \$105,000 of Fund 116 to capital project reserve in Fund 116 and fund transfers of \$244,474 and \$200,000 of the Advance Funding Agreement payment from Fund 111 to Fund 122 and Fund 124, respectively.

The total revenue estimated in FY25 is \$42,154,850 adopting a 2.4% cost-of-living adjustment (COLA) increase to FY25's assessment charges and Water Delivery Fee of \$45.24 per acre foot water delivered. FY25's assessment charges and Water Delivery Fee were approved and adopted by the Agency's Board of Supervisors at the May 29th 2024 meeting.

Overall, FY25 budgeted expenditures exceed revenues by \$6,604,945, which will be financed with Fund Balance of Agency Funds. Ending Fund Balance of Agency's fund is estimated at \$14,496,277.

**OTHER AGENCY INVOLVEMENT:**

Staff worked with Monterey One Water for Fund 131 CSIP Operations, Fund 132 SVRP Operations, and Fund 134 SRDF Operations.



Legistar File Number: WRAG 24-091


---

The Water Resources Agency Board of Directors heard and recommended approval of the Water Resources Agency's FY25 Recommended Budget at its April 15, 2024, meeting and Agency's Board of Supervisors held the public budget hearing on May 29, 2024. No change has been made to the Recommended Budget since the budget hearing.

FINANCING:


The Water Resources Agency FY 2024-25 Recommended Budget represents a statutorily balanced budget and meets all requirements for adoption.

Prepared by: Nan Kyung Kim, Finance Manager III, (831) 755-4860

Approved by:   
1F182FFB49A2435  
Ara Azhderian, General Manager, (831) 755-4860

Attachments:


1. MCWRA FY 2024-2025 Recommended Budget
2. Resolution



# MONTEREY COUNTY WATER RESOURCES AGENCY

## Fiscal Year 2024-25 Recommended Budget





The Monterey County Water Resources Agency was formed in 1947 by State law, which established the Monterey County Flood Control and Water Conservation District and was organized as a division of the Department of Public Works. In the late 50s, the Monterey County Flood Control and Water Conservation District became autonomous with the district Engineer reporting directly to the Board of Supervisors. In January of 1991, new legislation (SB 2580) changed the name of the Agency to the Monterey County Water Resources Agency to more accurately reflect its powers and functions. In addition to the Agency's responsibility for flood plain management and emergency flood-related preparedness, the Agency has jurisdiction over matters pertaining to water within the entire area of the County of Monterey, including both incorporated and unincorporated areas. The Agency is authorized to conserve water in any manner, to buy, sell and purvey water, to prevent the waste or diminution of the water extractions which are determined to be harmful to the groundwater basin.

# Monterey County Water Resources Agency

## **HISTORY**

The Salinas River was the original main source for irrigation in the Salinas Valley, but by 1872, farmers turned to groundwater. By 1900, wells were so common to the point by 1930 there were concerns about seawater intrusion. Combined with continual flooding in the valley, the concerns prompted the formation of the Monterey County Flood Control and Water Conservation District (MCFCWCD) in 1947.

The MCFCWCD became the Monterey County Water Resources Agency (“Agency”) in 1991, with an updated mandate to provide for the control of flood and storm waters, conservation of such waters through storage and percolation, control of groundwater extraction, protection of water quality, reclamation of water, exchange of water, and the construction and operation of hydroelectric power facilities. MCWRA area covers all of Monterey County, including the Salinas Valley Groundwater Basin.

## **PRESENT**

The Agency has a nine-member Board of Directors. The board is made up of members appointed by the Monterey County Farm Bureau, Monterey Grower-Shipper Association, the County Agricultural Advisory Committee, five members appointed by the County Board of Supervisors (one from each district), and a member appointed by the Mayor Select Committee. The board is under the governance of the Monterey County Water Resources Agency Board of Supervisors.

The FY 2024-25 Recommended Budget attempts to meet Agency’s 5-year strategic plan Goal C: Financial Stability to ensure long term financial stability with sufficient funding to pay for Agency obligations and align expenditures with revenues.

## MCWRA Funds:

MCWRA Funds are comprised of fourteen (14) funds as below:

### Special Assessment Funds:

Fund 116 - Salinas Valley Water Project Dam Operations & Maintenance and Administration

Fund 131 - Castroville Seawater Intrusion Project (CSIP) Operations

Fund 132 - Salinas Valley Reclamation Project (SVRP) Operations

Fund 134 - Salinas River Diversion Facility (SRDF) Operations

### Flood Assessment Funds:

Fund 112 - Pajaro Levee

Fund 121 - Soledad Storm Drain

Fund 122 - Reclamation Ditch

Fund 124 - San Lorenzo Creek

Fund 127 - Moro Cojo Slough

### Debt Service Funds:

Fund 303 - CSIP Debt Service

Fund 313 - SVWP Monterey Financing Authority Debt Service

### Other Funds:

Fund 111 - WRA Administration

Fund 130 - Hydro-Electric Operations

Fund 426 - Interlake Tunnel and Spillway Modification DWR Grant Project/Study (ILT)

# Table of Contents

<b>Summary of Recommendations</b> .....	<b>6</b>
<b>Strategic Plan: Proposed Goals</b> .....	<b>9</b>
<b>Agency Organizational Chart</b> .....	<b>12</b>
<b>Agency Personnel and Salaries</b> .....	<b>13</b>
<b>All Funds Consolidated Budget</b> .....	<b>14</b>
<b>Fund 111 - Administration</b> .....	<b>20</b>
<b>Fund 112 - Pajaro Levee</b> .....	<b>23</b>
<b>Fund 116 - Dam Operations</b> .....	<b>28</b>
<b>Fund 121 - Soledad Storm Drain</b> .....	<b>32</b>
<b>Fund 122- Reclamation Ditch</b> .....	<b>36</b>
<b>Fund 124 - San Lorenzo Creek</b> .....	<b>40</b>
<b>Fund 127 - Moro Cojo Slough</b> .....	<b>44</b>
<b>Fund 130 - Hydro-Electric Operations</b> .....	<b>48</b>
<b>Fund 131 - Castroville Seawater Intrusion Project (CSIP) Operations</b> .....	<b>51</b>
<b>Fund 132 - Salinas Valley Reclamation Plant (SVRP) Operations</b> .....	<b>56</b>
<b>Fund 134 - Salinas River Diversion Facility (SRDF) Operations</b> .....	<b>60</b>
<b>Fund 303 - Castroville Seawater Intrusion Project (CSIP) Debt Service</b> .....	<b>63</b>
<b>Fund 313 - Salinas Valley Water Project (SVWP) Debt Service</b> .....	<b>65</b>
<b>Fund 426 - Interlake Tunnel Project</b> .....	<b>67</b>
<b>Consolidated Fund Balance Summary</b> .....	<b>69</b>

# Summary of Recommendations

The Monterey County Water Resources Agency (Agency) FY 2024-2025 (FY25) Recommended Budget totals \$48,759,795 in expenditures and \$42,154,850 in revenue and total full time equivalent (FTE) positions is 57 FTE, for all 14 Agency Funds. The Recommended Budget is a decrease of 11% in expenditures and a decrease of 16% in revenue from the Amended Budget of Fiscal Year 2023-24 (FY24).

In the Agency's FY25 Recommended Budget, amount of \$8,755,473 is allocated for salaries and benefits, which is 18% of the Recommended Budget. Of the total 57 FTE authorized, 53 positions are funded, 4 positions are unfunded, and 6 positions are partially funded. Total salary saving of both partially funded and unfunded position is \$1,126,831.

Total amount budgeted for services provided by contractors and or consultants is \$24,737,530, which is decreased by \$921,861 from FY24. Monterey One Water payment is 4% decreased to \$9,163,033 and other contractors/consultants' expense is 3% increased to \$15,574,497, which includes a total amount of \$8,980,000 reimbursable by federal aid and or state grants.

FY25 budget's biggest increase over the FY24 Amended Budget is with insurance cost, which is increased by 41% to \$1,781,691. Estimated cost of general liability (GL) and pollution coverage through Public Risk Innovation, Solutions, and Management (PRISM) program is expected to increase by 73% to estimated \$791,233 in FY25 and the Agency's share of the County's GL and property insurance allocations is increased by 23% to \$990,458.

FY25 is another year that the Agency will experience a significant change with County's Cost Plan charges. Its FY25 allocation is \$573,662 decreased from \$1,828,247 in FY24. Agency's Cost Plan charge in FY23 was \$551,359.

A combined total debt payment in FY25 is \$4,440,213, nine percent (9%) of the Budget, which is comprised of bond payments for the Salinas Valley Water Project Bond (SVWP), annual USBR loan payments for the Castroville Seawater Intrusion Project (CSIP) and the Salinas Valley Reclamation Project (SVRP). Fund transfers to the Debt Service Funds for CSIP loan and SVWP bond payments is estimated at \$3,424,213 or seven percent (7%) of the Budget.

Remaining expenditures are county department charges of \$823,171 and other services and supplies of \$3,674,368. The Budget recommends an assignment of \$105,000 of Fund 116 to capital project reserve in Fund 116. In FY2022-23, Fund 111 received \$2,500,000 cash aid from the County of Monterey via Advance Funding Agreement to repair damages caused by 2023 winter storm events. In FY24, the County approved additional cash aid of \$850,000 to complete repair of Hydro-electric powerplant Access Road, which was also damaged during a 2023 winter storm event. The FY25 Recommended Budget requests fund transfers of \$244,474 and \$200,000 of the Advance Funding Agreement payment from Fund 111 to Fund 122 and Fund 124, respectively and a transfer from General Fund \$850,000 to Fund 116 to pay for repair expenses

of 2023 winter storm damages. The Agency will seek external funding to continue the ILT project beyond completion of the ILT grant with DWR this summer and such efforts will be funded by Fund 426 Fund Balance.

The FY25 Recommended Budget estimates total revenue of \$42,154,850, which is 16% decrease from the FY24 Amended Budget revenue of \$50,097,830.

The estimated revenue reflects 2.4% cost-of-living adjustment (COLA) increase to FY25's assessment charges adopting the Consumer Price Index (CPI) of the San Francisco Bay Area released on March 12, 2024. Annual COLA adjustments by the CPI percentage are authorized by MCWRA ordinances. The Recommended Budget estimates Ad-Valorem tax revenue at \$3,447,294 and total assessment revenue at \$17,535,649.

The budget includes estimates \$9,869,900 grant revenue from the following: the Salinas Valley Basin Groundwater Sustainability Agency (SVB GSA) subgrant, the Nacimiento Project with California Department of Water Resources (DWR), Dam Safety Project with DWR, Section 6 HCP grants with CDFW, Integrated Regional Water Management (IRWM) grant with DWR. It also contains a federal assistance of \$900,000 for Castroville Seawater Intrusion Project. Additionally, the budget accounts for three additional grants that the Agency applied for in FY24.

Estimated combined revenue from Water Delivery Fees and Water Services Charges is \$2,629,626. The Recommended Budget is based on the Water Delivery Fee in FY25 at \$45.24 per acre foot water delivered, increased by \$8.00 from \$37.24 in FY24. Revenue from the Water Delivery Fee will fund funding gaps caused by increased operation and maintenance costs, especially utility and chemical expense at the Castroville Seawater Intrusion Project (CSIP) and the Salinas Valley Reclamation Project (SVWP) operations. The Water Service charge in FY25 will receive a COLA adjustment by the CPI 2.4% and be used to fund SRDF operations only.

The Recommended Budget includes \$444,474 of revenue transfer-in within Agency Funds, \$1,220,000 transfer revenue from other County departments and \$3,424,213 for debt payments, hydro-electronic revenue of \$1,140,961, and payments of \$614,070 from San Luis Obispo County.

Overall, FY25 budgeted expenditures exceed revenues by \$6,604,945, which will be financed with Fund Balance of Agency Funds. Ending Fund Balance of Agency's fund is estimated at \$14,496,277.

For the FY25 budget, the Agency attempted to right-size staffing level and incorporate staff requests as well as achieve structurally balanced budget, by setting expenses at the level sustainable by ongoing revenue. However, Agency's revenue growth does not support expenses needed for known operation and maintenance cost, needed staffing and major repair and replacement projects. The Recommended budget reflects approximate \$7.5 million reductions made to cost estimated for preferred level of staffing and services and supplies. It is a budget constraint by current revenue growth rates and zone restrictions.



The Agency is working on interim and long-term plans to meet County fiscal guidelines where fund balances are not used to sustain ongoing operations. The financial plans will consider organizational restructuring with a focus on service level and financial sustainability, as well as fund balance growth and positive cash balances.

# Strategic Plan: Proposed Goals

The Monterey County Water Resources Agency (Agency) Board of Directors adopted a five-year strategic plan in December 2020. The strategic plan developed and provided updates to the Agency’s, vision mission, organizational values, and multi-year goals.

## Vision Statement

Be recognized throughout the region as a leader in water resource management through demonstrated knowledge, integrity, and the quality of our actions.

## Mission Statement

Manage water resources sustainably while minimizing impacts from flooding for present and future generations.

## Organizational Values

### Leadership

- Set a positive example for others in water resources management and flood control through our knowledge, integrity, and actions.

### Stewardship

- Operate with financial and environmental responsibility so the Agency continuously succeeds.

### Transparency

- Work in ways that are easily understood by stakeholders and the public, communicating effectively about Agency decisions, actions, resources, and progress.

### Integrity

- Act with openness, honesty, and consistency, showing no favoritism and utilizing professional standards for decision making.

### Public service

- Work in a way that brings pride upon the Agency, showing that we care about quality and safety, are accountable, think long term, and provide excellent service to the community we serve.

### Collaboration

- Work with stakeholders and related organizations to advance our mission and vision.

## Multi-Year Goals



## Proposed Goals

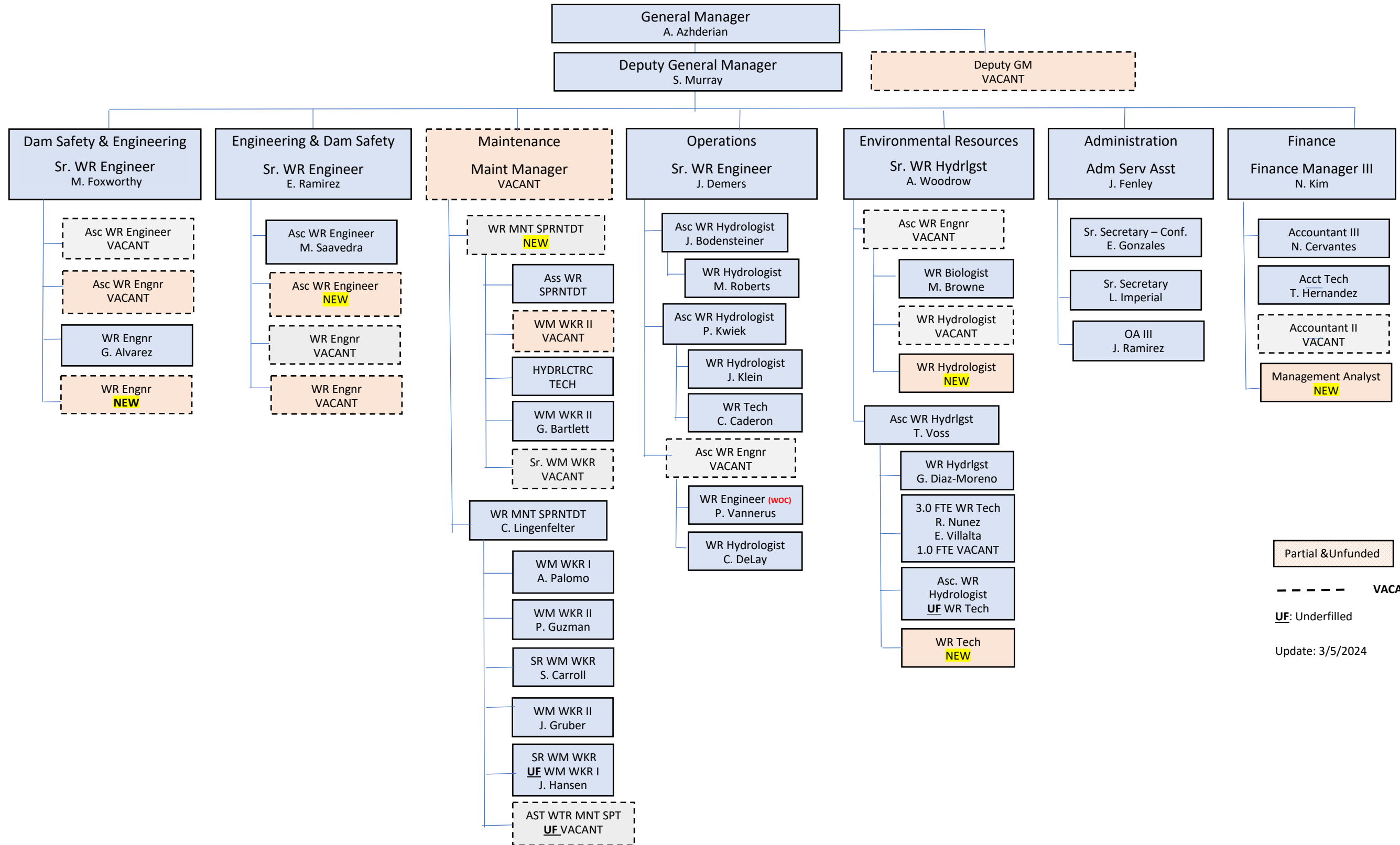
The Monterey County Water Resources Agency Board of Directors held an annual Strategic Plan Update Workshop in January 2024. This exercise summarized accomplishments and updates on progress for implementation of year three of the adopted plan. The group reviewed and discussed seven proposed goals for the next two years. The discussion about the goals included sharing success indicators for each. A summary of the discussions regarding each goal is provided in below.

Goal	Summary of Discussion
<b>1. Recycled water system master planning</b>	<ul style="list-style-type: none"> <li>• Optimized Castroville Seawater Intrusion Project (CSIP)</li> <li>• CSIP expansion – maximize the diversion facility</li> <li>• Priorities are as follows:                             <ul style="list-style-type: none"> <li>○ Treated water</li> <li>○ River water</li> <li>○ Well water</li> </ul> </li> <li>• We understand what goes in and what comes out and it adds up</li> <li>• Successful financial and flow audit results to improve information regarding what is going on</li> </ul>
<b>2. Project feasibility studies to address seawater intrusion/groundwater sustainability</b>	<ul style="list-style-type: none"> <li>• List of projects to start the funding process</li> <li>• Reduce seawater intrusion</li> <li>• CSIP expansion</li> <li>• Extraction barrier</li> <li>• Good science that is well vetted and reviewed</li> <li>• This is a Groundwater Sustainability Agency (GSA)-led project, so we need to work with them</li> </ul>

Goal	Summary of Discussion
<b>3. Condition assessments of facilities to support capital replacement and improvement plan</b>	<ul style="list-style-type: none"> <li>• Efficiency may increase if we keep the river clean</li> <li>• Create a capital improvement plan (CIP) list that shows how well we are doing</li> <li>• Create and maintain a checklist of projects and needed investments</li> <li>• This is a work in progress. We need to plan better.</li> </ul>
<b>4. Relationship building with other water resources agencies</b>	<ul style="list-style-type: none"> <li>• Quarterly General Manager-Chair meetings to build relationships</li> <li>• Continue building on this</li> <li>• Water agency general managers work well together</li> <li>• Association of California Water Agencies (ACWA) connection must be used</li> <li>• Agency partners with other agencies to advance initiatives of mutual benefit</li> </ul>
<b>5. Public information and community engagement plan</b>	<ul style="list-style-type: none"> <li>• Dedicated staff person</li> <li>• Stakeholders can clearly articulate what the Agency is doing and where it is headed so they support the direction</li> <li>• We will need a staff person for this</li> <li>• Community support of Proposition 218 funding</li> <li>• Need to get funding first</li> </ul>
<b>6. Funding strategies and implementation plan</b>	<ul style="list-style-type: none"> <li>• Revisit meters and price per acre-foot</li> <li>• Use Proposition 218 funds for the dam repair</li> <li>• Regional consensus</li> <li>• Use it, pay for it</li> <li>• Charge extraction fee</li> <li>• Ensure that the Agency has the funds to address its priorities</li> </ul>
<b>7. Legislative platform and engagement strategy</b>	<ul style="list-style-type: none"> <li>• State/federal grants for dam repairs. Explore grant writers</li> <li>• Lobbyist</li> <li>• Educate government officials on Monterey County water issues at the federal and state level</li> <li>• Hire dedicated/specialized staff to respond to environmental regulations</li> <li>• Staying involved with local legislative committees</li> <li>• Maintain a presence at the state and federal level</li> </ul>

# Monterey County Water Resources Agency

## FY25 Positions – Proposed



Partial & Unfunded  
 - - - - - VACANT  
 UF: Underfilled  
 Update: 3/5/2024



# MONTEREY COUNTY WATER RESOURCES AGENCY

## PERSONNEL AND SALARIES

<u>CLASSIFICATION / DESCRIPTION</u>	<u>FY 2023-24</u> <u>Adopted</u>		<u>FY 2024-25</u> <u>Recommended</u>		<u>DIFFERENCE</u>
	<u>NUMBER</u>	<u>AMOUNT</u>	<u>NUMBER</u>	<u>AMOUNT</u>	
<b><u>FUNDED POSITIONS (SALARIES &amp; BENEFITS)*</u></b>					
Accounting Technician	1	115,012	1	124,058	9,046
Accountant II	1	137,407	1	145,626	8,220
Accountant III	1	166,874	1	210,635	43,760
Administration Services Assistant	1	178,662	1	179,944	1,282
Assistant Water Maintenance Superintendent	2	259,267	2	281,911	22,644
Associate Water Resources Engineer	5	1,026,567	5	958,580	(67,987)
Associate Water Resources Hydrologist*	4	756,694	4	758,101	1,406
Deputy General Manager - Water Resources Agency	1	312,013	1	378,290	66,277
Engineering Aide II	1	115,898	0		(115,898)
Finance Manager III	1	260,065	1	280,663	20,598
General Manager - Water Resources Agency	1	396,157	1	378,147	(18,010)
Hydroelectric Technician	1	137,335	1	106,230	(31,105)
Maintenance Manager	1	208,249	1	176,392	(31,857)
Management Analyst II			1	119,629	119,629
Office Assistant III	1	99,005	1	104,131	5,125
Senior Secretary			1	127,729	127,729
Senior Secretary - Confidential	1	112,762	1	115,425	2,662
Senior Water Maintenance Worker	3	299,688	3	282,254	(17,435)
Senior Water Resources Engineer	2	567,458	3	731,602	164,144
Senior Water Resources Hydrologist	1	218,984	1	245,646	26,662
Water Maintenance Superintendent	1	175,822	2	343,830	168,008
Water Maintenance Worker I	1	77,391	1	75,654	(1,737)
Water Maintenance Worker II	3	320,504	3	324,567	4,064
Water Resources Biologist	1	156,932	1	111,473	(45,458)
Water Resources Engineer	4	561,156	4	547,125	(14,031)
Water Resources Hydrologist	5	728,699	6	714,158	(14,542)
Water Resources Technician	4	427,758	5	481,772	54,014
<b>*SALARIES AND BENEFITS SUBTOTAL</b>	<b>48.0</b>	<b>7,816,361</b>	<b>53.0</b>	<b>8,303,571</b>	<b>487,210</b>
<b>SALARY ADJUSTMENTS:</b>					
Temporary Employees		148,099		159,416	11,317
Vacation Buybacks		119,524		115,200	(4,324)
Overtime		36,188		26,612	(9,576)
Other Post-Employment Benefits		13,617		439	(13,178)
Unemployment		5,630		4,664	(966)
Worker's Compensation		154,396		186,554	32,158
Wellness Plan		3,400		2,888	(512)
<b>SALARY ADJUSTMENTS SUBTOTAL</b>		<b>480,854</b>		<b>495,773</b>	<b>14,919</b>
<b>*SALARIES AND BENEFITS TOTAL</b>	<b>48.0</b>	<b>\$8,297,215</b>	<b>53.0</b>	<b>\$8,799,344</b>	<b>\$502,130</b>
<b><u>UNFUNDED POSITIONS</u></b>					
Associate Water Resources Engineer	0		1		
Deputy General Manager	1		1		
Senior Water Resources Hydrologist	1		0		
Water Maintenance Worker II	1		1		
Water Resources Engineer	0		1		
<b>SUTOTAL UNFUNDED</b>	<b>3</b>		<b>4</b>		
<b>TOTAL POSITIONS</b>	<b>51</b>		<b>57</b>		

## All Funds Consolidated Budget

### Revenues

Ad-Valorem Taxes	3,447,294
Special Assessments	17,535,649
San Luis Obispo County Payment	614,070
Grants	8,969,900
Federal Aid (FEMA, Etc)	900,000
Lease & Interest Revenue	960,082
Development & Annexation Fees	208,000
Hydroelectric Revenue	1,140,961
Water Delivery & Service Fees	2,629,626
Other Revenues	660,582
Fund Transfer In	1,664,474
Debt Service Funds	3,424,213

<b>Total Revenues</b>	<b>42,154,850</b>
-----------------------	-------------------

### Expenditures

Salaries & Benefits	8,755,473
General Liability & Pollution Insurances	1,781,691
County Cost Allocation Plan	573,662
Contractors/Consultants	15,574,497
Monterey One Water	9,163,033
Equipment	0
County Department Charges	823,171
Other Services Supplies	3,674,368
Fund Transfers Out	549,474
Debt Payments (CSIP, SVRP, SVWP)	4,440,213
Debt Service Funds	3,424,213

<b>Total Expenditures</b>	<b>48,759,795</b>
---------------------------	-------------------

<b>Impact to Fund Balance</b>	<b>(6,604,945)</b>
-------------------------------	--------------------

<b>Est. Beginning Fund Balance</b>	<b>21,101,222</b>
------------------------------------	-------------------

<b>Est. Ending Fund Balance</b>	<b>14,496,277</b>
---------------------------------	-------------------

## FY25 Budget Summary



## All Funds - Revenue Summary

REVENUES CATEGORIES:	FY25 Budget	FY24 Amended	% Change
FUND 111;112;121;122;124	3,447,294		
AD-VALOREM TAXES	3,447,294	3,084,317	12%
SVWP Assessments (Zone 2C)	5,630,735		
Flood Control (Zone 1/1A,8,9,12,17)	2,187,167		
CSIP-SVRP Assessments (Zone 2B, 2Y, 2Z)	9,717,747		
SPECIAL ASSESSMENTS	17,535,649	17,629,231	-1%
SLO County O&M Contributions	614,070		
ROYALTIES REVENUE	614,070	582,600	5%
111, 131, 134 & 116 SVBGSA Grant	1,890,000		
111 Carmel River Flood study	230,000	New	
116 DWR Dam Safety Projects	1,717,500	New	
116 Nacimiento Dam Projects	2,961,400		
116 IRWMP	280,000		
116 2021 SECTION 6 HCP	501,000		
116 FIRO Grant	230,000	New	
116 Weather Modification	170,000	New	
116 Flood inundation mapping	180,000	New	
134 Prop 1 Well Destruction Grant	810,000		
131 CSIP Earmarked Federal Aid	900,000		
GRANTS & Federal Reimbursements	9,869,900	18,029,290	-45%
ALL FUNDS - Interests	635,282		
116 Rents/Grazing Leases	324,800		
116 Boat Dock Fees	147,093		
111 MOU - GSA Supports	151,198		
112 PRFMA Reimbursement	309,168		
111 Permits & other Fees	53,123		
111 Annexation Fees	208,000		
All Other Revenues	1,828,664	1,285,147	42%
130 Hydroelectric Revenue	1,140,961		
HYDROELECTRIC REVENUE	1,140,961	772,856	48%
131 Water Delivery Charge	224,800		
132 Water Delivery Charge	680,000	New	
134 Water Service Fees	1,724,826		
WATER DELIVERY & SERVICE FEES	2,629,626	2,621,654	0%
112 Pajaro County PRFMA Cost Share (from 001)	170,000		
116 Hydro plant Access Rd Repair (from 001)	850,000	New	
122 Winterstorm Repair Reserve (from 111)	244,474		
124 Winterstorm Repair Reserve (from 111)	200,000		
127 Reimbursement on Tidegate (from 001)	200,000		
313 Bond Payments (from Fund 111)	1,756,213		
303 CSIP USBR Loan Payments (From 131)	1,668,000		
TRANSFERS & DEBT SERVICES	5,088,687	6,092,735	-16%
<b>TOTAL REVENUES :</b>	<b>42,154,850</b>	<b>50,097,830</b>	<b>-16%</b>



## All Funds - Expenditure Summary

EXPENDITURES CATEGORIES:	FY25 Requested	FY24 Amended	% Increase
Salaries - Regular/Temp/OT	5,350,300		
Benefits - Medicare/FICA	456,532		
Benefits - PERS/RETIREMENT	1,383,959		
Benefits - Insurances/PSA/EAP	158,051		
Benefits - WC/UI	191,218		
Benefits - Other Benefits	1,215,413		
<b>Salaries &amp; Benefits</b>	<b>8,755,473</b>	<b>8,337,215</b>	<b>5%</b>
Insurance - County General Liabilities	721,914		
Insurance - Property	268,544		
Insurance - Pollution Coverage + GL	791,233		
<b>INSURANCES</b>	<b>1,781,691</b>	<b>1,260,386</b>	<b>41%</b>
COWCAP	573,662		
<b>COWCAP</b>	<b>573,662</b>	<b>1,828,247</b>	<b>-69%</b>
Monterey One Water - O& M	7,983,033		
Monterey One Water - Capital Outlay	1,180,000		
<b>M1W Payment</b>	<b>9,163,033</b>	<b>9,557,314</b>	<b>-4%</b>
Contractors/Consultants Reimbursable (Grants, Fed)	8,980,000		
2023 Winterstorm Repairs (GF Strategic Reserve)	2,092,175		
Other Contractors/Consultants	4,502,322		
<b>OTHER CONSULTANTS</b>	<b>15,574,497</b>	<b>16,102,077</b>	<b>-3%</b>
Courier Services & Mail charges	12,530		
Records Retention Charge - Internal	641		
Legal Services (Internal)	250,000		
Data Processing Services - Internal	560,000		
<b>COUNTY CHARGES</b>	<b>823,171</b>	<b>1,080,653</b>	<b>-24%</b>
Building/Equipment Maintenance	650,537		
Non Capital Equipment (including Lease/Rent)	347,794		
Vehicle Maintenance & Leases)	416,024		
Legal Services (External)	70,000		
USGS JP & Other Cooperative Agreements	380,000		
Utilities	234,473		
PRFMA Cost Share and OMRRR payment	494,778		
Membership, Conferences & Training	244,600		
Other Services and Supplies	836,162		
<b>SERVICES &amp; SUPPLIES</b>	<b>3,674,368</b>	<b>5,903,337</b>	<b>-38%</b>
Reline Low Level Conduit - Annual Sinking Fund (116)	105,000		
2023 Winterstorm - Pump Station Repairs (111 to 122)	244,474		
2023 Winterstorm - San Lorenzo Creek (111 to 124)	200,000		
<b>TRANSFERS OUT</b>	<b>549,474</b>	<b>2,881,304</b>	<b>-81%</b>
SVWP Bond (111 to 313)	1,756,213		
USBR CSIP Loan Payment (131 to 303)	1,668,000		
USBR SVRP USBR Loan Payment (132)	1,016,000		
<b>DEBT PAYMENTS</b>	<b>4,440,213</b>	<b>4,486,338</b>	<b>-1%</b>
USBR CSIP Loan Payment (303)	1,668,000		
SVWP Bond (313)	1,756,213		
<b>DEBT SERVICE FUNDS</b>	<b>3,424,213</b>	<b>3,423,338</b>	<b>0%</b>
<b>TOTAL Expenditures:</b>	<b>48,759,795</b>	<b>54,860,209</b>	<b>-11%</b>

## All Funds - FY25 Budget Expenditure & Revenue Details

FUND	Budget Object	Budget Object Name	FY25 Recommended	FY24 Amended	FY23 Actual
ALL	6111	Regular Employees	5,164,272	5,255,934	3,785,652
ALL	6112	Temporary Employees	159,416	188,099	300,059
ALL	6113	Overtime	26,612	38,742	99,572
ALL	6121	PERS	1,383,520	1,255,776	909,072
ALL	6122	Other Post-Employment Benefits	439	13,617	20,509
ALL	6131	FICA	367,103	126,624	183,146
ALL	6132	Medicare	89,429	80,338	61,144
ALL	6141	Flex Co Paid Insurance-Pretax	103,680	92,880	123,800
ALL	6142	Life Insurance	5,415	4,260	3,141
ALL	6143	Long-Term Disability Insurance	6,555	5,556	3,967
ALL	6144	Short-Term Disability Insurance	8,266	6,444	4,185
ALL	6145	Dental Insurance	26,071	22,176	16,353
ALL	6147	Vision Insurance	8,064	6,864	5,428
ALL	6148	Unemployment Insurance	4,664	5,630	4,195
ALL	6161	Workers Compensation Insurance	186,554	154,396	146,592
ALL	6171	Employee Assistance Program	1,371	-	61
ALL	6173	Flex-Benefit Plan Contribution	1,180,129	1,054,836	624,003
ALL	6174	Special Benefits	31,025	21,643	27,955
ALL	6175	Wellness Plan	2,888	3,400	2,484
ALL	6222	Uniforms and Safety Equipment	9,258	9,852	16,317
ALL	6231	Communication Charges - External	34,822	16,195	18,734
ALL	6241	Food	6,150	3,000	4,998
ALL	6251	Cleaning and Janitorial	1,980	2,100	1,800
ALL	6261	Insurance - General Liability (Non-recoverable)	414,306	577,006	373,309
ALL	6262	Insurance - General Liability (Recoverable)	307,608	41,797	24,949
ALL	6266	Insurance - Property	268,544	183,261	131,470
ALL	6268	Insurance - Other	791,233	458,322	409,842
ALL	6311	Bldg Improvements/Maintenance -External	481,315	767,146	1,937,105
ALL	6312	Bldg Improvements/Maintenance -Internal	-	-	1,905
ALL	6321	Equipment Maintenance	169,222	624,081	187,254
ALL	6351	Membership Fees	31,227	22,875	3,641
ALL	6361	Noncapital Equipment	154,272	372,995	113,233
ALL	6381	Advertising	1,500	1,100	3,885
ALL	6384	Miscellaneous Supplies	10,500	24,853	25,286
ALL	6401	Books/Periodicals & Subscriptions	31,750	13,270	12,973
ALL	6402	Bottled Water	3,450	3,100	2,483
ALL	6404	Courier Services - External	950	1,700	769
ALL	6405	Courier Services - Internal	7,060	9,144	6,363
ALL	6406	Mail Handling Charges	326	747	734
ALL	6407	Minor Computer Hardware	16,800	21,500	1,120
ALL	6408	Minor Computer Software	17,706	29,868	13,545
ALL	6409	Minor Equipment and Furnishings	58,300	30,869	15,841
ALL	6410	Office Supplies	6,863	5,600	4,856

## All Funds - FY25 Budget Expenditure & Revenue Details

FUND	Budget Object	Budget Object Name	FY25 Recommended	FY24 Amended	FY23 Actual
ALL	6411	Postage and Shipping	5,144	4,143	2,167
ALL	6412	Printing, Graphics & Binding- External	450	1,160	613
ALL	6414	Other Office Expense	6,350	341	43
ALL	6415	Records Retention Charge - Internal	641	577	600
ALL	6601	Accounting & Auditing Charges	59	2,252	-
ALL	6603	Data Processing Services - Internal	560,000	724,842	269,483
ALL	6605	Laboratory Services	40,000	36,087	20,602
ALL	6606	Legal Service - External	70,000	24,000	51,127
ALL	6607	Legal Service - Internal	250,000	340,405	170,018
ALL	6609	Other Personnel Services	26,000	65,615	34,931
ALL	6611	Staff Training Services	84,373	21,000	20,485
ALL	6613	Other Professional & Special Services	24,737,530	25,659,391	12,949,297
ALL	6801	Publications and Legal Notices	5,630	11,745	2,147
ALL	6811	Rents and Leases - Buildings	1,756,213	1,755,338	1,758,338
ALL	6821	Rents and Leases - Equipment	130,881	200,394	158,249
ALL	6835	Other Special Departmental Expenses	470,156	432,758	931,664
ALL	6861	Conference/Lodging/Meals/Travel	129,000	23,700	3,225
ALL	6862	Employee Mileage Reimbursement	3,750	2,750	1,524
ALL	6864	Fleet Service Charge	164,203	84,837	104,785
ALL	6866	Vehicle Maintenance - External	56,821	35,067	44,519
ALL	6881	Utilities	234,473	158,265	287,635
ALL	7013	Reimbursement to Other Gvnmt Agency	390,000	403,074	155,339
ALL	7041	Bond Principal Payments	905,000	860,000	825,000
ALL	7051	Other Debt Retirement	1,018,000	1,018,000	1,085,360
ALL	7061	Interest On Bonds	851,213	895,338	933,338
ALL	7082	Other Interest	650,000	650,000	472,695
ALL	7101	Rights Of Way	3,588	509,588	2,775
ALL	7121	Taxes and Assessments	70,150	66,618	66,486
ALL	7201	Contribution to Other Agency	1,510,778	2,587,548	992,560
ALL	7301	Cost Plan Charges	573,662	1,828,247	551,357
ALL	7304	Interfund Reimbursement	-	-	(108,975)
ALL	7531	Equipment	-	-	300,222
ALL	7532	Vehicles	-	149,250	68,762
ALL	7533	Right-To-Use Expenditure - Equipment	62,641	73,486	23,930
ALL	7534	Right-to-Use Expenditure - Vehicles	195,000	127,493	115,137
ALL	7614	Operating Transfers Out	2,217,474	4,549,304	2,194,216
ALL	4010	Property Tax - Current Secured	2,951,389	2,652,348	2,880,477
ALL	4015	Property Tax - Current Unsecured	125,133	109,063	121,981
ALL	4025	Property Tax - Prior Secured	40,667	31,998	38,016
ALL	4030	Property Tax - Prior Unsecured	858	2,022	568
ALL	4035	Property Tax - Current Supplemental	89,786	60,256	85,115
ALL	4040	Property Tax - Prior Supplemental	3,124	3,927	2,633
ALL	4090	Other Property Taxes	225,620	214,003	221,197

### All Funds - FY25 Budget Expenditure & Revenue Details

FUND	Budget Object	Budget Object Name	FY25 Recommended	FY24 Amended	FY23 Actual
ALL	4300	Other Licenses and Permits	191,376	184,840	189,203
ALL	4600	Investment Income	635,282	211,528	433,800
ALL	4675	Rents, Concessions, and Leases	2,081,013	2,091,338	1,969,583
ALL	4750	Royalties	614,070	582,600	582,468
ALL	5030	Homeowners Property Tax Relief	10,717	10,700	10,669
ALL	5050	Other State Aid	8,969,900	15,591,540	2,166,324
ALL	5290	Federal Aid Other	900,000	2,437,750	-
ALL	5415	Special Assessments	17,535,649	17,629,231	16,340,406
ALL	5505	Planning and Engineering Services	-	-	5,513
ALL	5750	Other Services and Non-Taxable Sales	3,987,426	3,609,091	1,956,367
ALL	5855	Other Reimbursement	460,366	338,198	85,674
ALL	5870	Miscellaneous Revenues	-	-	8,077
ALL	5940	Operating Transfers In	3,332,474	4,337,397	10,144,216
EXPENDITURES:			48,759,795	54,860,209	34,123,384
REVENUES:			42,154,850	50,097,830	37,242,287

## FUND 111 - Administration Fund

## FY25 Budget Summary

### Revenues

Ad-Valorem Taxes	3,072,648
Special Assessments (Zone 2C)	1,145,102
San Luis Obispo County Payment	0
Grants	550,000
Federal Aid (FEMA, Etc)	0
Lease & Interest Revenue	115,381
Development & Annexation Fees	208,000
Hydroelectric Revenue	0
Water Delivery & Service Fees	0
Other Revenues	195,481
Fund Transfer In	0
Debt Service Funds	0

**Total Revenues** **5,286,612**

### Expenditures

Salaries & Benefits	1,820,159
General Liability & Pollution Insurances	188,234
County Cost Allocation Plan	129,763
Contractors/Consultants	1,935,601
Monterey One Water	0
Equipment	0
County Department Charges	129,647
Other Services Supplies	558,029
Fund Transfers Out	444,474
Debt Payments (CSIP, SVRP, SVWP)	1,756,213
Debt Service Funds	0

**Total Expenditures** **6,962,120**

**Impact to Fund Balance** **(1,675,508)**

**Est. Beginning Fund Balance** **3,845,993**

**Est. Ending Fund Balance** **2,170,485**



#### Authorized Fund Transfers:

- > A transfer of unassigned fund balance (111-3101) \$244,474 to Fund 122 for 2023 winterstorm repair
- > A transfer of unassigned fund balance (111-3101) \$200,000 to Fund 124 for 2023 winterstorm repair

## Fund 111 - FY25 Budget Expenditure & Revenue Details

FUND	Unit	Appt	Budget Object	Budget Object Name	FY25 Recommended	FY24 Amended	FY23 Actual
111	8267	WRA001	6111	Regular Employees	1,150,990	1,014,951	696,869
111	8267	WRA001	6112	Temporary Employees	6,800	2,257	106,581
111	8267	WRA001	6113	Overtime	7,034	7,254	32,909
111	8267	WRA001	6121	PERS	275,707	245,721	160,377
111	8267	WRA001	6122	Other Post-Employment Benefits	189	2,649	9,400
111	8267	WRA001	6131	FICA	73,073	24,538	36,491
111	8267	WRA001	6132	Medicare	17,745	15,902	12,393
111	8267	WRA001	6141	Flex Co Paid Insurance-Pretax	21,021	18,066	75,687
111	8267	WRA001	6142	Life Insurance	1,038	888	556
111	8267	WRA001	6143	Long-Term Disability Insurance	1,046	1,104	693
111	8267	WRA001	6144	Short-Term Disability Insurance	1,318	1,224	734
111	8267	WRA001	6145	Dental Insurance	5,451	4,464	3,086
111	8267	WRA001	6147	Vision Insurance	1,707	1,356	1,057
111	8267	WRA001	6148	Unemployment Insurance	2,012	1,096	1,923
111	8267	WRA001	6161	Workers Compensation Insurance	23,683	30,031	26,680
111	8267	WRA001	6171	Employee Assistance Program	288	-	9
111	8267	WRA001	6173	Flex-Benefit Plan Contribution	224,590	189,900	101,101
111	8267	WRA001	6174	Special Benefits	5,673	4,120	5,708
111	8267	WRA001	6175	Wellness Plan	794	705	2,484
111	8267	WRA001	6222	Uniforms and Safety Equipment	400	1,000	1,425
111	8267	WRA001	6231	Communication Charges - External	7,526	10,000	11,836
111	8267	WRA001	6241	Food	4,300	2,500	3,381
111	8267	WRA001	6261	Insurance - General Liability (Non-recoverable)	16,622	68,665	67,942
111	8267	WRA001	6262	Insurance - General Liability (Recoverable)	2,138	4,974	4,541
111	8267	WRA001	6266	Insurance - Property	34,095	21,809	23,928
111	8267	WRA001	6268	Insurance - Other	135,379	54,542	49,834
111	8267	WRA001	6311	Bldg Improvements/Maintenance -External	64,590	50,000	818,294
111	8267	WRA001	6312	Bldg Improvements/Maintenance -Internal	-	-	1,561
111	8267	WRA001	6321	Equipment Maintenance	21,000	59,750	13,581
111	8267	WRA001	6351	Membership Fees	7,986	12,000	2,906
111	8267	WRA001	6361	Noncapital Equipment	15,124	55,500	28,971
111	8267	WRA001	6381	Advertising	1,000	300	-
111	8267	WRA001	6384	Miscellaneous Supplies	1,000	7,000	4,623
111	8267	WRA001	6401	Books/Periodicals & Subscriptions	9,186	4,000	4,345
111	8267	WRA001	6402	Bottled Water	600	1,200	421
111	8267	WRA001	6404	Courier Services - External	250	1,000	186
111	8267	WRA001	6405	Courier Services - Internal	1,592	1,036	1,158
111	8267	WRA001	6406	Mail Handling Charges	74	118	116
111	8267	WRA001	6407	Minor Computer Hardware	5,500	15,000	770
111	8267	WRA001	6408	Minor Computer Software	8,106	8,106	4,301
111	8267	WRA001	6409	Minor Equipment and Furnishings	19,800	9,800	8,035
111	8267	WRA001	6410	Office Supplies	5,563	5,000	4,719
111	8267	WRA001	6411	Postage and Shipping	1,164	651	387
111	8267	WRA001	6412	Printing, Graphics & Binding- External	350	650	33
111	8267	WRA001	6414	Other Office Expense	1,300	300	-
111	8267	WRA001	6415	Records Retention Charge - Internal	145	91	73
111	8267	WRA001	6601	Accounting & Auditing Charges	-	928	-
111	8267	WRA001	6603	Data Processing Services - Internal	70,122	118,074	62,601
111	8267	WRA001	6605	Laboratory Services	10,000	30,000	15,764
111	8267	WRA001	6606	Legal Service - External	10,000	10,000	4,627
111	8267	WRA001	6607	Legal Service - Internal	56,550	89,434	99,364
111	8267	WRA001	6609	Other Personnel Services	-	-	2,050

## Fund 111 - FY25 Budget Expenditure & Revenue Details

FUND	Unit	Appt	Budget Object	Budget Object Name	FY25 Recommended	FY24 Amended	FY23 Actual
111	8267	WRA001	6611	Staff Training Services	7,285	3,500	9,735
111	8267	WRA001	6613	Other Professional & Special Services	1,935,601	360,900	454,036
111	8267	WRA001	6801	Publications and Legal Notices	2,500	2,500	1,238
111	8267	WRA001	6811	Rents and Leases - Buildings	1,756,213	1,755,338	1,758,338
111	8267	WRA001	6821	Rents and Leases - Equipment	27,000	17,018	(30,408)
111	8267	WRA001	6835	Other Special Departmental Expenses	25,000	15,000	27,318
111	8267	WRA001	6861	Conference/Lodging/Meals/Travel	56,000	3,500	725
111	8267	WRA001	6862	Employee Mileage Reimbursement	2,000	1,250	1,524
111	8267	WRA001	6864	Fleet Service Charge	39,939	12,174	36,757
111	8267	WRA001	6866	Vehicle Maintenance - External	13,901	3,783	4,284
111	8267	WRA001	6881	Utilities	46,095	14,631	76,454
111	8267	WRA001	7013	Reimbursement to Other Gvnmt Agency	78,480	137,030	54,639
111	8267	WRA001	7101	Rights Of Way	3,588	3,588	2,775
111	8267	WRA001	7121	Taxes and Assessments	350	918	319
111	8267	WRA001	7301	Cost Plan Charges	129,763	379,179	100,346
111	8267	WRA001	7304	Interfund Reimbursement	-	-	(108,975)
111	8267	WRA001	7531	Equipment	-	-	72,389
111	8267	WRA001	7532	Vehicles	-	21,525	-
111	8267	WRA001	7533	Right-To-Use Expenditure - Equipment	14,863	14,481	23,930
111	8267	WRA001	7534	Right-to-Use Expenditure - Vehicles	47,447	18,296	46,693
111	8267	WRA001	7614	Operating Transfers Out	444,474	400,000	-
111	8267	WRA001	4010	Property Tax - Current Secured	2,598,338	2,272,974	2,515,692
111	8267	WRA001	4015	Property Tax - Current Unsecured	111,466	84,545	98,715
111	8267	WRA001	4025	Property Tax - Prior Secured	36,110	27,137	35,033
111	8267	WRA001	4030	Property Tax - Prior Unsecured	853	1,376	467
111	8267	WRA001	4035	Property Tax - Current Supplemental	86,864	56,934	84,528
111	8267	WRA001	4040	Property Tax - Prior Supplemental	2,680	3,475	2,628
111	8267	WRA001	4090	Other Property Taxes	225,620	208,840	221,197
111	8267	WRA001	4300	Other Licenses and Permits	44,283	42,634	44,283
111	8267	WRA001	4600	Investment Income	115,381	43,188	74,840
111	8267	WRA001	5030	Homeowners Property Tax Relief	10,717	10,700	10,669
111	8267	WRA001	5050	Other State Aid	550,000	100,000	39,926
111	8267	WRA001	5290	Federal Aid Other	-	623,750	-
111	8267	WRA001	5415	Special Assessments	1,145,102	1,199,766	1,133,765
111	8267	WRA001	5505	Planning and Engineering Services	-	-	5,513
111	8267	WRA001	5750	Other Services and Non-Taxable Sales	208,000	208,000	6,119
111	8267	WRA001	5855	Other Reimbursement	151,198	26,198	53,749
111	8267	WRA001	5870	Miscellaneous Revenues	-	-	686
111	8267	WRA001	5940	Operating Transfers In	-	-	2,500,000
<b>EXPENDITURES:</b>					<b>6,962,120</b>	<b>5,374,265</b>	<b>5,048,628</b>
<b>REVENUES:</b>					<b>5,286,612</b>	<b>4,909,517</b>	<b>6,827,810</b>

## FUND 112 - Pajaro Levee (Zone 1/1A)

## FY25 Budget Summary

### Revenues

Ad-Valorem Taxes	0
Special Assessments (Zone 1 & 1A)	553,078
San Luis Obispo County Payment	0
Grants	0
Federal Aid (FEMA, Etc)	0
Lease & Interest Revenue	8,110
Development & Annexation Fees	0
Hydroelectric Revenue	0
Water Delivery & Service Fees	0
Other Revenues	309,168
Fund Transfer In	170,000
Debt Service Funds	0

**Total Revenues 1,040,356**

### Expenditures

Salaries & Benefits	84,307
General Liability & Pollution Insurances	22,569
County Cost Allocation Plan	5,220
Contractors/Consultants	20,000
Monterey One Water	0
Equipment	0
County Department Charges	95,217
Other Services Supplies	817,687
Fund Transfers Out	0
Debt Payments (CSIP, SVRP, SVWP)	0
Debt Service Funds	0

**Total Expenditures 1,045,000**

**Impact to Fund Balance (4,644)**

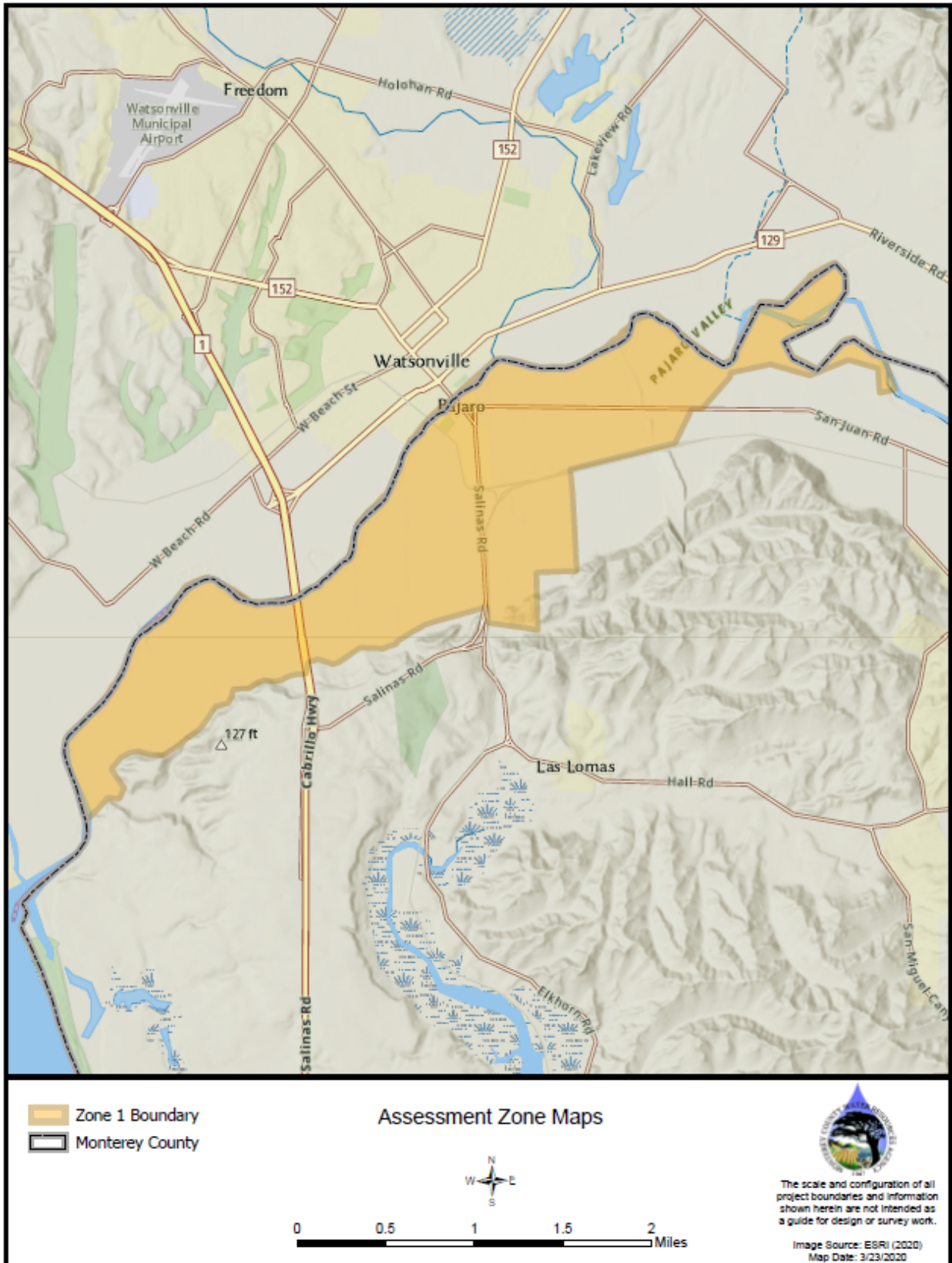
**Est. Beginning Fund Balance 46,933**

**Est. Ending Fund Balance 42,289**

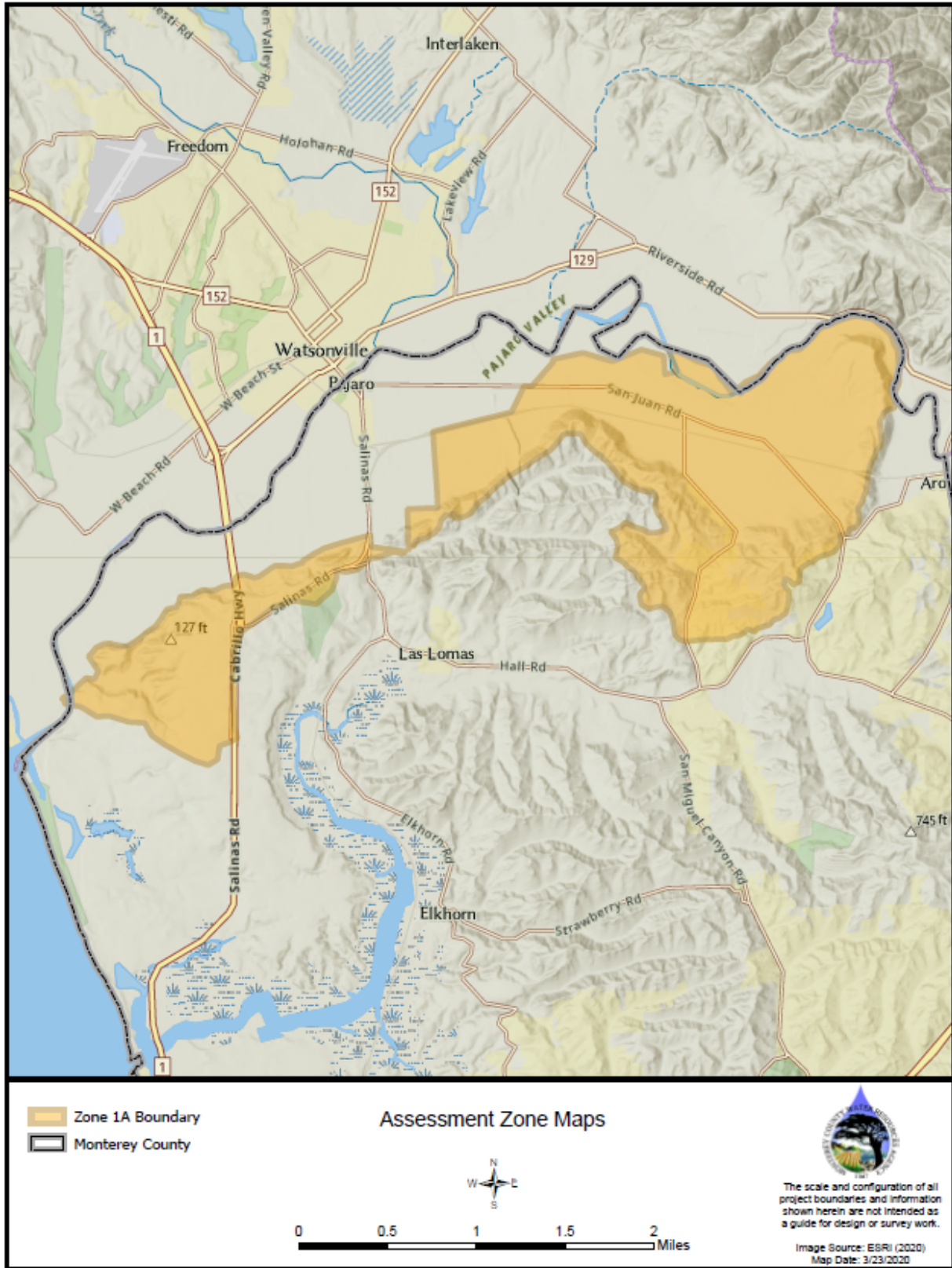




# Fund 112 – Pajaro Levee - Zone 1 Boundary



# Fund 112 – Pajaro Levee - Zone 1A Boundary



## Fund 112 - FY25 Budget Expenditure & Revenue Details

FUND	Unit	Appt	Budget Object	Budget Object Name	FY25 Recommended	FY24 Amended	FY23 Actual
112	8484	WRA002	6111	Regular Employees	40,663	167,381	184,115
112	8484	WRA002	6112	Temporary Employees	15,600	40,000	74,058
112	8484	WRA002	6113	Overtime	203	853	16,759
112	8484	WRA002	6121	PERS	7,491	41,989	42,524
112	8484	WRA002	6122	Other Post-Employment Benefits	-	498	-
112	8484	WRA002	6131	FICA	2,365	4,739	11,126
112	8484	WRA002	6132	Medicare	580	2,579	3,983
112	8484	WRA002	6141	Flex Co Paid Insurance-Pretax	889	3,168	2,828
112	8484	WRA002	6142	Life Insurance	37	96	138
112	8484	WRA002	6143	Long-Term Disability Insurance	25	168	208
112	8484	WRA002	6144	Short-Term Disability Insurance	31	192	219
112	8484	WRA002	6145	Dental Insurance	220	612	759
112	8484	WRA002	6147	Vision Insurance	67	144	241
112	8484	WRA002	6148	Unemployment Insurance	-	206	-
112	8484	WRA002	6161	Workers Compensation Insurance	8,057	5,651	6,465
112	8484	WRA002	6171	Employee Assistance Program	12	-	2
112	8484	WRA002	6173	Flex-Benefit Plan Contribution	7,871	38,244	30,829
112	8484	WRA002	6174	Special Benefits	170	663	943
112	8484	WRA002	6175	Wellness Plan	26	133	-
112	8484	WRA002	6222	Uniforms and Safety Equipment	-	-	929
112	8484	WRA002	6231	Communication Charges - External	303	-	-
112	8484	WRA002	6241	Food	-	-	116
112	8484	WRA002	6261	Insurance - General Liability (Non-recoverable)	5,654	17,558	16,463
112	8484	WRA002	6262	Insurance - General Liability (Recoverable)	727	1,272	1,100
112	8484	WRA002	6266	Insurance - Property	11,598	5,577	5,798
112	8484	WRA002	6268	Insurance - Other	4,590	13,947	12,376
112	8484	WRA002	6311	Bldg Improvements/Maintenance -External	250,000	649,000	802,830
112	8484	WRA002	6321	Equipment Maintenance	-	-	7,288
112	8484	WRA002	6361	Noncapital Equipment	1,056	-	-
112	8484	WRA002	6384	Miscellaneous Supplies	-	-	2,999
112	8484	WRA002	6401	Books/Periodicals & Subscriptions	1,584	-	-
112	8484	WRA002	6405	Courier Services - Internal	65	320	281
112	8484	WRA002	6406	Mail Handling Charges	3	37	28
112	8484	WRA002	6409	Minor Equipment and Furnishings	-	-	615
112	8484	WRA002	6411	Postage and Shipping	47	201	115
112	8484	WRA002	6415	Records Retention Charge - Internal	6	28	28
112	8484	WRA002	6603	Data Processing Services - Internal	2,821	36,400	8,320
112	8484	WRA002	6606	Legal Service - External	20,000	-	-
112	8484	WRA002	6607	Legal Service - Internal	92,275	13,318	20,675
112	8484	WRA002	6609	Other Personnel Services	-	-	4,547
112	8484	WRA002	6611	Staff Training Services	253	-	-
112	8484	WRA002	6613	Other Professional & Special Services	20,000	105,000	336,756
112	8484	WRA002	6821	Rents and Leases - Equipment	20,987	97,247	2,128
112	8484	WRA002	6835	Other Special Departmental Expenses	10,000	30,000	14,513
112	8484	WRA002	6861	Conference/Lodging/Meals/Travel	-	-	4
112	8484	WRA002	6864	Fleet Service Charge	2,890	-	3,668
112	8484	WRA002	6866	Vehicle Maintenance - External	1,006	-	3,732
112	8484	WRA002	6881	Utilities	-	-	3,849
112	8484	WRA002	7013	Reimbursement to Other Gvnmt Agency	10,000	10,000	10,000
112	8484	WRA002	7101	Rights Of Way	-	506,000	-
112	8484	WRA002	7121	Taxes and Assessments	800	700	682
112	8484	WRA002	7201	Contribution to Other Agency	494,778	1,376,548	-

## Fund 112 - FY25 Budget Expenditure & Revenue Details

FUND	Unit	Appt	Budget Object	Budget Object Name	FY25 Recommended	FY24 Amended	FY23 Actual
112	8484	WRA002	7301	Cost Plan Charges	5,220	66,914	24,315
112	8484	WRA002	7533	Right-To-Use Expenditure - Equipment	598	2,725	-
112	8484	WRA002	7534	Right-to-Use Expenditure - Vehicles	3,432	-	1,711
112	8484	WRA002	7614	Operating Transfers Out	-	400,000	-
112	8484	WRA002	4010	Property Tax - Current Secured	-	32,333	31,090
112	8484	WRA002	4015	Property Tax - Current Unsecured	-	10,777	10,363
112	8484	WRA002	4025	Property Tax - Prior Secured	-	377	214
112	8484	WRA002	4030	Property Tax - Prior Unsecured	-	646	7
112	8484	WRA002	4035	Property Tax - Current Supplemental	-	35	-
112	8484	WRA002	4600	Investment Income	8,110	4,962	11,182
112	8484	WRA002	5050	Other State Aid	-	492,500	-
112	8484	WRA002	5415	Special Assessments	553,078	533,123	513,418
112	8484	WRA002	5855	Other Reimbursement	309,168	312,000	-
112	8484	WRA002	5940	Operating Transfers In	170,000	1,056,920	2,450,000
<b>EXPENDITURES:</b>					<b>1,045,000</b>	<b>3,640,108</b>	<b>1,661,063</b>
<b>REVENUES:</b>					<b>1,040,356</b>	<b>2,443,673</b>	<b>3,016,274</b>

## FUND 116 - Dam Operations (Zone 2C)

## FY25 Budget Summary

### Revenues

Ad-Valorem Taxes	0
Special Assessments (Zone 2C)	4,485,633
San Luis Obispo County Payment	614,070
Grants	6,404,900
Federal Aid (FEMA, Etc)	0
Lease & Interest Revenue	473,665
Development & Annexation Fees	0
Hydroelectric Revenue	0
Water Delivery & Service Fees	0
Other Revenues	155,933
Fund Transfer In	850,000
Debt Service Funds	0

**Total Revenues 12,984,201**

### Expenditures

Salaries & Benefits	4,273,217
General Liability & Pollution Insurances	1,051,235
County Cost Allocation Plan	276,677
Contractors/Consultants	8,352,460
Monterey One Water	0
Equipment	0
County Department Charges	426,438
Other Services Supplies	1,392,580
Fund Transfers Out	105,000
Debt Payments (CSIP, SVRP, SVWP)	0
Debt Service Funds	0

**Total Expenditures 15,877,607**

**Impact to Fund Balance (2,893,406)**

**Est. Beginning Fund Balance 3,926,927**

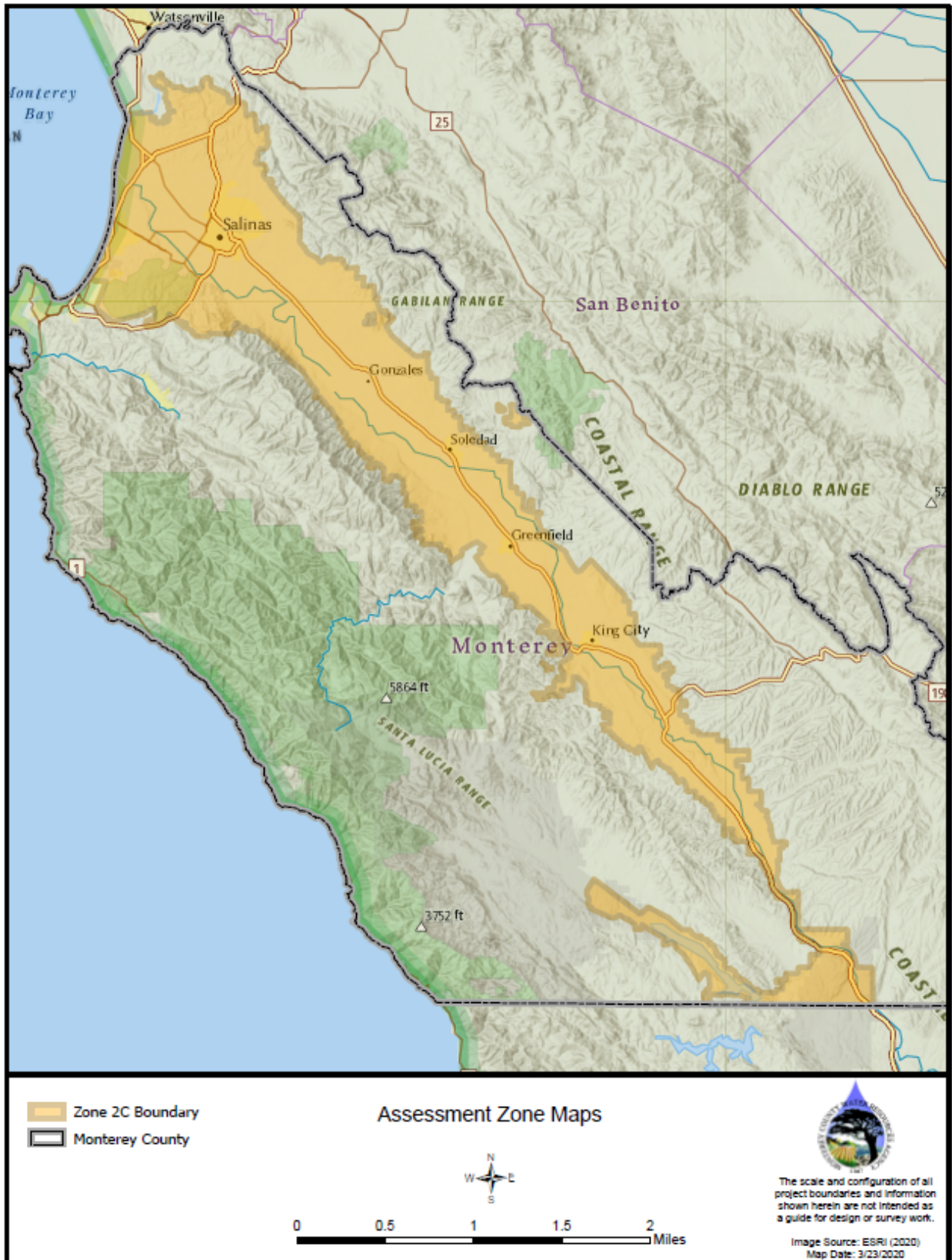
**Est. Ending Fund Balance 1,033,521**



#### Authorized Fund Transfers:

- > Annual Assignment of \$105,000 to Fund 116-BSA 3123 for capital projects, to accumulated total amount of \$840,000
- > Receiving Transfer-in from County General Fund strategic reserves of \$850,000 for 2023 winter storm repair

# Fund 116 – Dam Operations - Zone 2C Boundary



## Fund 116 - FY25 Budget Expenditure & Revenue Details

FUND	Unit	Appt	Budget Object	Budget Object Name	FY25 Recommended	FY24 Amended	FY23 Actual
116	8485	WRA006	6111	Regular Employees	2,366,255	2,463,085	1,802,226
116	8485	WRA006	6112	Temporary Employees	105,200	101,370	91,451
116	8485	WRA006	6113	Overtime	8,764	17,167	35,144
116	8485	WRA006	6121	PERS	741,959	567,175	439,753
116	8485	WRA006	6122	Other Post-Employment Benefits	129	6,236	5,554
116	8485	WRA006	6131	FICA	194,630	53,731	84,606
116	8485	WRA006	6132	Medicare	47,440	37,401	27,963
116	8485	WRA006	6141	Flex Co Paid Insurance-Pretax	52,704	42,822	27,408
116	8485	WRA006	6142	Life Insurance	2,830	2,076	1,473
116	8485	WRA006	6143	Long-Term Disability Insurance	3,627	2,856	1,875
116	8485	WRA006	6144	Short-Term Disability Insurance	4,573	3,324	1,978
116	8485	WRA006	6145	Dental Insurance	13,178	10,548	7,582
116	8485	WRA006	6147	Vision Insurance	4,058	3,216	2,466
116	8485	WRA006	6148	Unemployment Insurance	1,372	2,578	1,136
116	8485	WRA006	6161	Workers Compensation Insurance	70,406	70,698	65,659
116	8485	WRA006	6171	Employee Assistance Program	691	-	26
116	8485	WRA006	6173	Flex-Benefit Plan Contribution	638,008	510,696	308,094
116	8485	WRA006	6174	Special Benefits	16,003	10,453	10,785
116	8485	WRA006	6175	Wellness Plan	1,390	1,659	-
116	8485	WRA006	6222	Uniforms and Safety Equipment	750	750	2,577
116	8485	WRA006	6231	Communication Charges - External	16,047	750	2,003
116	8485	WRA006	6241	Food	1,850	500	1,501
116	8485	WRA006	6261	Insurance - General Liability (Non-recoverable)	330,559	183,199	167,205
116	8485	WRA006	6262	Insurance - General Liability (Recoverable)	293,262	13,267	11,175
116	8485	WRA006	6266	Insurance - Property	101,349	58,182	58,885
116	8485	WRA006	6268	Insurance - Other	326,065	145,515	129,982
116	8485	WRA006	6311	Bldg Improvements/Maintenance -External	40,000	28,750	130,155
116	8485	WRA006	6312	Bldg Improvements/Maintenance -Internal	-	-	344
116	8485	WRA006	6321	Equipment Maintenance	40,000	68,700	57,916
116	8485	WRA006	6351	Membership Fees	14,469	10,275	235
116	8485	WRA006	6361	Noncapital Equipment	92,329	139,447	57,041
116	8485	WRA006	6381	Advertising	500	425	3,885
116	8485	WRA006	6384	Miscellaneous Supplies	4,000	7,500	11,671
116	8485	WRA006	6401	Books/Periodicals & Subscriptions	19,324	7,770	7,919
116	8485	WRA006	6402	Bottled Water	2,500	1,500	1,841
116	8485	WRA006	6404	Courier Services - External	500	500	343
116	8485	WRA006	6405	Courier Services - Internal	3,406	1,239	2,849
116	8485	WRA006	6406	Mail Handling Charges	153	141	297
116	8485	WRA006	6407	Minor Computer Hardware	8,000	6,500	274
116	8485	WRA006	6408	Minor Computer Software	6,600	6,568	6,568
116	8485	WRA006	6409	Minor Equipment and Furnishings	27,000	1,069	5,261
116	8485	WRA006	6410	Office Supplies	1,000	200	137
116	8485	WRA006	6411	Postage and Shipping	2,481	779	972
116	8485	WRA006	6412	Printing, Graphics & Binding- External	100	510	555
116	8485	WRA006	6414	Other Office Expense	5,050	41	43
116	8485	WRA006	6415	Records Retention Charge - Internal	310	109	289
116	8485	WRA006	6603	Data Processing Services - Internal	399,513	141,313	108,568
116	8485	WRA006	6605	Laboratory Services	30,000	6,087	4,728

## Fund 116 - FY25 Budget Expenditure & Revenue Details

FUND	Unit	Appt	Budget Object	Budget Object Name	FY25 Recommended	FY24 Amended	FY23 Actual
116	8485	WRA006	6606	Legal Service - External	10,000	10,000	-
116	8485	WRA006	6607	Legal Service - Internal	20,575	181,500	15,311
116	8485	WRA006	6609	Other Personnel Services	20,000	46,615	18,247
116	8485	WRA006	6611	Staff Training Services	13,408	2,500	4,932
116	8485	WRA006	6613	Other Professional & Special Services	8,352,460	7,363,507	2,796,930
116	8485	WRA006	6821	Rents and Leases - Equipment	52,279	20,368	93,396
116	8485	WRA006	6835	Other Special Departmental Expenses	322,277	308,058	306,930
116	8485	WRA006	6861	Conference/Lodging/Meals/Travel	59,000	3,700	1,287
116	8485	WRA006	6862	Employee Mileage Reimbursement	1,000	1,000	-
116	8485	WRA006	6864	Fleet Service Charge	67,751	40,340	37,249
116	8485	WRA006	6866	Vehicle Maintenance - External	23,572	3,740	23,225
116	8485	WRA006	6881	Utilities	48,000	25,760	52,735
116	8485	WRA006	7013	Reimbursement to Other Gvnmt Agency	284,130	205,428	77,653
116	8485	WRA006	7121	Taxes and Assessments	69,000	65,000	65,485
116	8485	WRA006	7301	Cost Plan Charges	276,677	837,154	246,952
116	8485	WRA006	7531	Equipment	-	-	30,936
116	8485	WRA006	7532	Vehicles	-	71,325	-
116	8485	WRA006	7533	Right-To-Use Expenditure - Equipment	31,687	34,088	-
116	8485	WRA006	7534	Right-to-Use Expenditure - Vehicles	80,457	60,623	35,077
116	8485	WRA006	7614	Operating Transfers Out	105,000	1,005,000	-
116	8485	WRA006	4300	Other Licenses and Permits	147,093	142,206	144,920
116	8485	WRA006	4600	Investment Income	148,865	24,340	69,696
116	8485	WRA006	4675	Rents, Concessions, and Leases	324,800	336,000	211,245
116	8485	WRA006	4750	Royalties	614,070	582,600	582,468
116	8485	WRA006	5050	Other State Aid	6,404,900	8,397,000	477,496
116	8485	WRA006	5290	Federal Aid Other	-	500,000	-
116	8485	WRA006	5415	Special Assessments	4,485,633	4,619,495	4,163,975
116	8485	WRA006	5750	Other Services and Non-Taxable Sales	8,840	6,581	12,629
116	8485	WRA006	5870	Miscellaneous Revenues	-	-	40
116	8485	WRA006	5940	Operating Transfers In	850,000	940,200	3,636,162
<b>EXPENDITURES:</b>					<b>15,877,607</b>	<b>15,024,383</b>	<b>7,496,743</b>
<b>REVENUES:</b>					<b>12,984,201</b>	<b>15,548,422</b>	<b>9,298,631</b>



## FUND 121 - Soledad Storm Drain (Zone 8)

## FY25 Budget Summary

### Revenues

Ad-Valorem Taxes	14,340
Special Assessments (Zone 8)	86,819
San Luis Obispo County Payment	0
Grants	0
Federal Aid (FEMA, Etc)	0
Lease & Interest Revenue	7,383
Development & Annexation Fees	0
Hydroelectric Revenue	0
Water Delivery & Service Fees	0
Other Revenues	0
Fund Transfer In	0
Debt Service Funds	0

<b>Total Revenues</b>	<b>108,542</b>
-----------------------	----------------

### Expenditures

Salaries & Benefits	58,653
General Liability & Pollution Insurances	6,044
County Cost Allocation Plan	4,245
Contractors/Consultants	10,000
Monterey One Water	0
Equipment	0
County Department Charges	4,244
Other Services Supplies	46,106
Fund Transfers Out	0
Debt Payments (CSIP, SVRP, SVWP)	0
Debt Service Funds	0

<b>Total Expenditures</b>	<b>129,292</b>
---------------------------	----------------

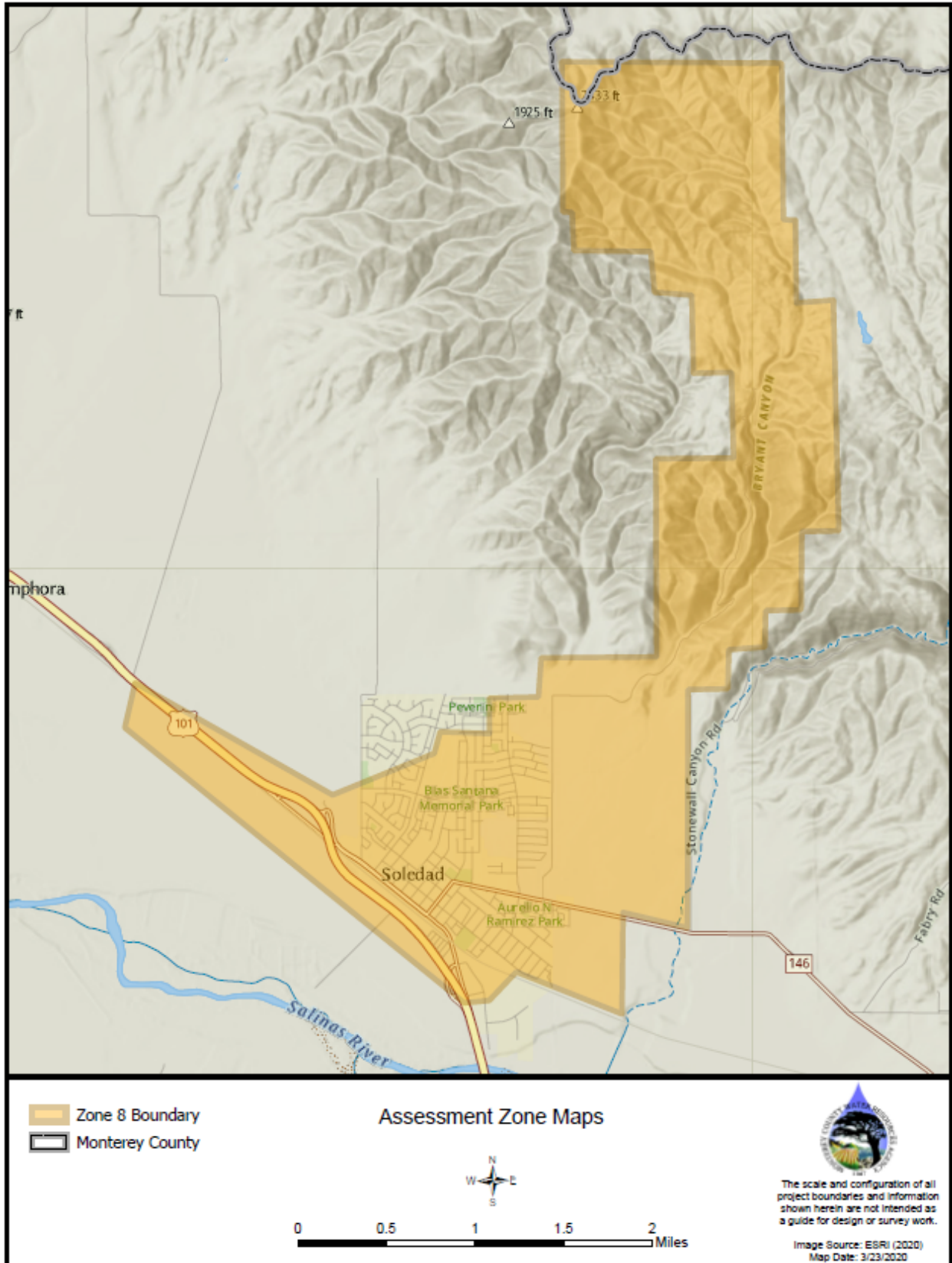
<b>Impact to Fund Balance</b>	<b>(20,750)</b>
-------------------------------	-----------------

<b>Est. Beginning Fund Balance</b>	<b>246,109</b>
------------------------------------	----------------

<b>Est. Ending Fund Balance</b>	<b>225,359</b>
---------------------------------	----------------



# Fund 121 – Soledad Storm Drain - Zone 8 Boundary



## Fund 121 - FY25 Budget Expenditure & Revenue Details

FUND	Unit	Appt	Budget Object	Budget Object Name	FY25 Recommended	FY24 Amended	FY23 Actual
121	8486	WRA011	6111	Regular Employees	37,838	56,875	19,742
121	8486	WRA011	6112	Temporary Employees	-	715	-
121	8486	WRA011	6113	Overtime	264	403	457
121	8486	WRA011	6121	PERS	7,018	12,815	4,033
121	8486	WRA011	6122	Other Post-Employment Benefits	-	172	-
121	8486	WRA011	6131	FICA	2,325	1,881	826
121	8486	WRA011	6132	Medicare	566	819	279
121	8486	WRA011	6141	Flex Co Paid Insurance-Pretax	739	1,122	329
121	8486	WRA011	6142	Life Insurance	37	12	16
121	8486	WRA011	6143	Long-Term Disability Insurance	41	12	16
121	8486	WRA011	6144	Short-Term Disability Insurance	52	36	16
121	8486	WRA011	6145	Dental Insurance	183	144	92
121	8486	WRA011	6147	Vision Insurance	56	48	29
121	8486	WRA011	6148	Unemployment Insurance	-	71	-
121	8486	WRA011	6161	Workers Compensation Insurance	652	1,945	1,730
121	8486	WRA011	6171	Employee Assistance Program	10	-	-
121	8486	WRA011	6173	Flex-Benefit Plan Contribution	8,644	11,808	4,041
121	8486	WRA011	6174	Special Benefits	207	263	221
121	8486	WRA011	6175	Wellness Plan	21	46	-
121	8486	WRA011	6231	Communication Charges - External	246	-	-
121	8486	WRA011	6261	Insurance - General Liability (Non-recoverable)	457	4,109	4,405
121	8486	WRA011	6262	Insurance - General Liability (Recoverable)	59	298	294
121	8486	WRA011	6266	Insurance - Property	938	1,305	1,551
121	8486	WRA011	6268	Insurance - Other	4,590	3,264	2,896
121	8486	WRA011	6311	Bldg Improvements/Maintenance -External	1,000	500	-
121	8486	WRA011	6351	Membership Fees	222	-	-
121	8486	WRA011	6361	Noncapital Equipment	-	1,500	-
121	8486	WRA011	6405	Courier Services - Internal	53	2,571	75
121	8486	WRA011	6406	Mail Handling Charges	3	3	8
121	8486	WRA011	6411	Postage and Shipping	39	12	25
121	8486	WRA011	6415	Records Retention Charge - Internal	5	2	8
121	8486	WRA011	6601	Accounting & Auditing Charges	-	60	-
121	8486	WRA011	6603	Data Processing Services - Internal	2,294	2,106	2,226
121	8486	WRA011	6607	Legal Service - Internal	1,850	-	-
121	8486	WRA011	6611	Staff Training Services	6,285	-	-
121	8486	WRA011	6613	Other Professional & Special Services	10,000	10,000	191
121	8486	WRA011	6821	Rents and Leases - Equipment	803	304	(856)
121	8486	WRA011	6835	Other Special Departmental Expenses	2,000	3,000	1,572
121	8486	WRA011	6861	Conference/Lodging/Meals/Travel	-	-	19
121	8486	WRA011	6864	Fleet Service Charge	13,834	1,282	981
121	8486	WRA011	6866	Vehicle Maintenance - External	4,811	235	436
121	8486	WRA011	7301	Cost Plan Charges	4,245	23,036	6,506
121	8486	WRA011	7532	Vehicles	-	2,265	-
121	8486	WRA011	7533	Right-To-Use Expenditure - Equipment	486	938	-
121	8486	WRA011	7534	Right-to-Use Expenditure - Vehicles	16,419	1,926	856
121	8486	WRA011	4010	Property Tax - Current Secured	13,741.0	14,010	13,472
121	8486	WRA011	4015	Property Tax - Current Unsecured	476.0	485	467
121	8486	WRA011	4025	Property Tax - Prior Secured	104.0	136	102
121	8486	WRA011	4030	Property Tax - Prior Unsecured	3.0	-	3
121	8486	WRA011	4035	Property Tax - Current Supplemental	16.0	431	16
121	8486	WRA011	4040	Property Tax - Prior Supplemental	-	16	-
121	8486	WRA011	4090	Other Property Taxes	-	3,606	-

## Fund 121 - FY25 Budget Expenditure & Revenue Details

FUND	Unit	Appt	Budget Object	Budget Object Name	FY25 Recommended	FY24 Amended	FY23 Actual
121	8486	WRA011	4600	Investment Income	7,383.0	1,916	4,805
121	8486	WRA011	5415	Special Assessments	86,819	85,835	80,594
121	8486	WRA011	5870	Miscellaneous Revenues	-	-	3,495
EXPENDITURES:					129,292	147,903	53,020
REVENUES:					108,542	106,435	102,954

## FUND 122 - Reclamation Ditch (Zone 9)

## FY25 Budget Summary

### Revenues

Ad-Valorem Taxes	350,570
Special Assessments (Zone 9)	1,406,656
San Luis Obispo County Payment	0
Grants	0
Federal Aid (FEMA, Etc)	0
Lease & Interest Revenue	38,585
Development & Annexation Fees	0
Hydroelectric Revenue	0
Water Delivery & Service Fees	0
Other Revenues	0
Fund Transfer In	244,474
Debt Service Funds	0

<b>Total Revenues</b>	<b>2,040,285</b>
-----------------------	------------------

### Expenditures

Salaries & Benefits	957,966
General Liability & Pollution Insurances	100,157
County Cost Allocation Plan	71,708
Contractors/Consultants	273,000
Monterey One Water	0
Equipment	0
County Department Charges	61,648
Other Services Supplies	504,025
Fund Transfers Out	0
Debt Payments (CSIP, SVRP, SVWP)	0
Debt Service Funds	0

<b>Total Expenditures</b>	<b>1,968,504</b>
---------------------------	------------------

<b>Impact to Fund Balance</b>	<b>71,781</b>
-------------------------------	---------------

<b>Est. Beginning Fund Balance</b>	<b>1,286,178</b>
------------------------------------	------------------

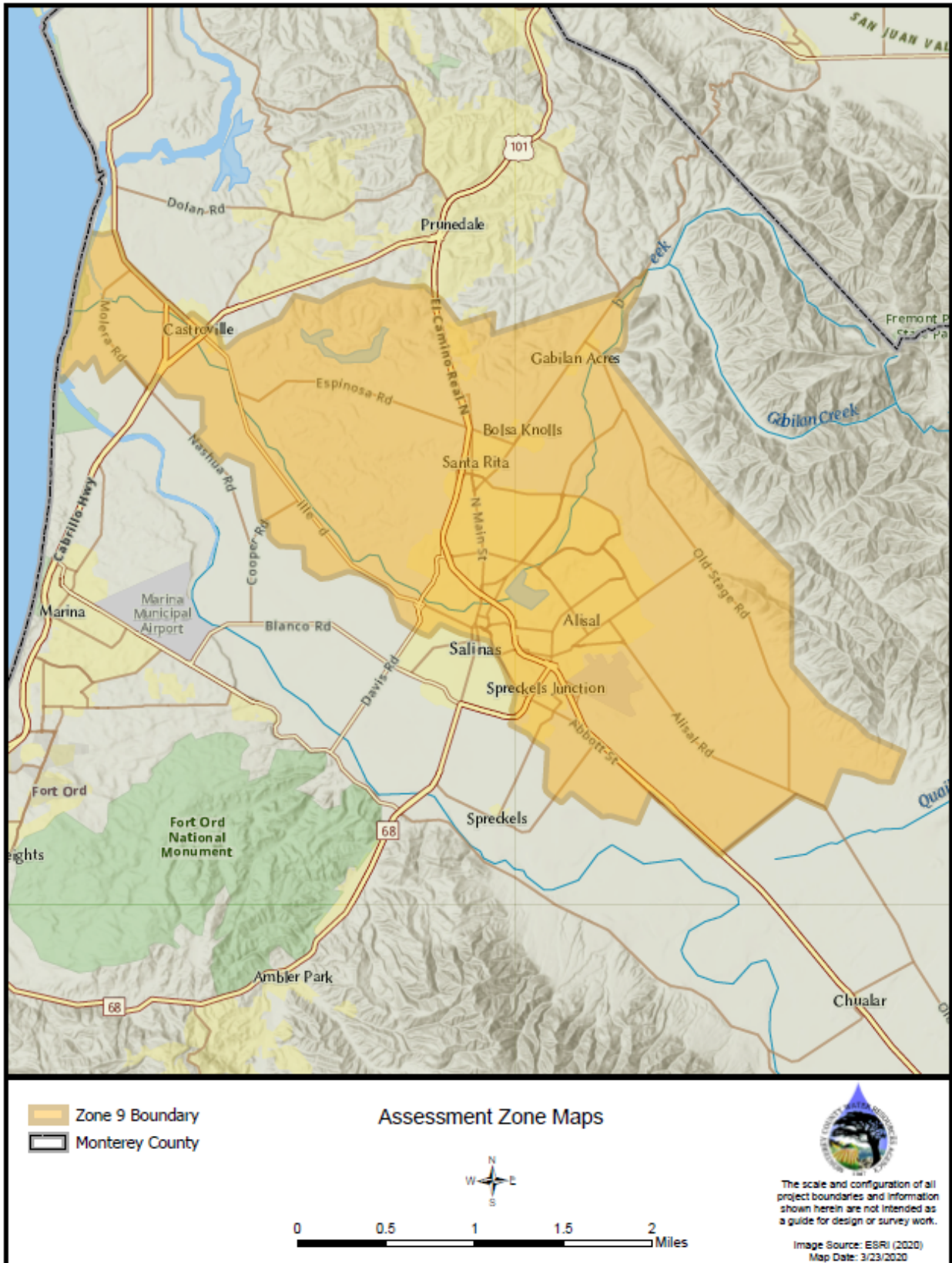
<b>Est. Ending Fund Balance</b>	<b>1,357,959</b>
---------------------------------	------------------



#### Authorized Fund Transfers:

> Receiving Fund Transfer of \$ 244,474 from Fund 111 for 2023 winterstorm repair

# Fund 122 – Reclamation Ditch - Zone 9 Boundary



## Fund 122 - FY25 Budget Expenditure & Revenue Details

FUND	Unit	Appt	Budget Object	Budget Object Name	FY25 Recommended	FY24 Amended	FY23 Actual
122	8487	WRA012	6111	Regular Employees	585,206	473,590	459,667
122	8487	WRA012	6112	Temporary Employees	13,600	43,025	25,059
122	8487	WRA012	6113	Overtime	4,096	3,444	5,128
122	8487	WRA012	6121	PERS	146,045	151,344	124,361
122	8487	WRA012	6122	Other Post-Employment Benefits	95	1,373	4,273
122	8487	WRA012	6131	FICA	34,535	14,145	19,500
122	8487	WRA012	6132	Medicare	8,437	7,846	7,324
122	8487	WRA012	6141	Flex Co Paid Insurance-Pretax	12,376	10,104	8,818
122	8487	WRA012	6142	Life Insurance	547	432	456
122	8487	WRA012	6143	Long-Term Disability Insurance	489	540	475
122	8487	WRA012	6144	Short-Term Disability Insurance	617	672	500
122	8487	WRA012	6145	Dental Insurance	3,056	2,364	2,430
122	8487	WRA012	6147	Vision Insurance	929	696	806
122	8487	WRA012	6148	Unemployment Insurance	1,006	568	874
122	8487	WRA012	6161	Workers Compensation Insurance	11,672	15,563	21,124
122	8487	WRA012	6171	Employee Assistance Program	160	-	11
122	8487	WRA012	6173	Flex-Benefit Plan Contribution	131,910	117,336	91,533
122	8487	WRA012	6174	Special Benefits	2,830	2,218	6,258
122	8487	WRA012	6175	Wellness Plan	360	365	-
122	8487	WRA012	6222	Uniforms and Safety Equipment	7,908	8,102	8,823
122	8487	WRA012	6231	Communication Charges - External	4,159	-	-
122	8487	WRA012	6251	Cleaning and Janitorial	1,980	2,100	1,800
122	8487	WRA012	6261	Insurance - General Liability (Non-recoverable)	9,486	55,998	53,794
122	8487	WRA012	6262	Insurance - General Liability (Recoverable)	3,292	4,057	3,595
122	8487	WRA012	6266	Insurance - Property	16,801	17,786	18,945
122	8487	WRA012	6268	Insurance - Other	70,578	44,480	40,123
122	8487	WRA012	6311	Bldg Improvements/Maintenance -External	100,000	15,000	158,668
122	8487	WRA012	6321	Equipment Maintenance	90,631	456,650	81,869
122	8487	WRA012	6351	Membership Fees	3,750	-	200
122	8487	WRA012	6361	Noncapital Equipment	25,563	150,000	7,937
122	8487	WRA012	6381	Advertising	-	100	-
122	8487	WRA012	6384	Miscellaneous Supplies	3,500	9,000	4,142
122	8487	WRA012	6401	Books/Periodicals & Subscriptions	1,056	1,000	368
122	8487	WRA012	6402	Bottled Water	350	400	221
122	8487	WRA012	6405	Courier Services - Internal	883	480	917
122	8487	WRA012	6406	Mail Handling Charges	41	55	92
122	8487	WRA012	6407	Minor Computer Hardware	3,300	-	16
122	8487	WRA012	6408	Minor Computer Software	3,000	5,194	2,676
122	8487	WRA012	6409	Minor Equipment and Furnishings	10,000	10,000	225
122	8487	WRA012	6411	Postage and Shipping	643	302	307
122	8487	WRA012	6415	Records Retention Charge - Internal	81	43	93
122	8487	WRA012	6601	Accounting & Auditing Charges	-	735	-
122	8487	WRA012	6603	Data Processing Services - Internal	38,750	54,751	48,473
122	8487	WRA012	6606	Legal Service - External	-	-	(2,327)
122	8487	WRA012	6607	Legal Service - Internal	21,250	500	701
122	8487	WRA012	6609	Other Personnel Services	-	11,000	-
122	8487	WRA012	6611	Staff Training Services	18,885	15,000	3,669
122	8487	WRA012	6613	Other Professional & Special Services	273,000	485,435	46,901
122	8487	WRA012	6801	Publications and Legal Notices	610	7,000	-
122	8487	WRA012	6821	Rents and Leases - Equipment	13,550	11,810	106,868
122	8487	WRA012	6835	Other Special Departmental Expenses	45,958	38,450	36,367
122	8487	WRA012	6861	Conference/Lodging/Meals/Travel	2,000	1,500	115

## Fund 122 - FY25 Budget Expenditure & Revenue Details

FUND	Unit	Appt	Budget Object	Budget Object Name	FY25 Recommended	FY24 Amended	FY23 Actual
122	8487	WRA012	6862	Employee Mileage Reimbursement	500	500	-
122	8487	WRA012	6864	Fleet Service Charge	18,229	15,288	11,984
122	8487	WRA012	6866	Vehicle Maintenance - External	6,342	20,605	8,149
122	8487	WRA012	6881	Utilities	95,506	73,920	106,739
122	8487	WRA012	7013	Reimbursement to Other Gvnmt Agency	17,390	43,714	8,698
122	8487	WRA012	7301	Cost Plan Charges	71,708	184,287	79,451
122	8487	WRA012	7531	Equipment	-	-	196,897
122	8487	WRA012	7532	Vehicles	-	27,030	59,877
122	8487	WRA012	7533	Right-To-Use Expenditure - Equipment	8,213	7,504	-
122	8487	WRA012	7534	Right-to-Use Expenditure - Vehicles	21,645	22,975	11,977
122	8487	WRA012	4010	Property Tax - Current Secured	329,797	323,331	310,896
122	8487	WRA012	4015	Property Tax - Current Unsecured	13,191	12,933	12,436
122	8487	WRA012	4025	Property Tax - Prior Secured	4,396	4,310	2,611
122	8487	WRA012	4030	Property Tax - Prior Unsecured	-	-	89
122	8487	WRA012	4035	Property Tax - Current Supplemental	2,747	2,694	415
122	8487	WRA012	4040	Property Tax - Prior Supplemental	439	431	-
122	8487	WRA012	4600	Investment Income	38,585	7,731	26,006
122	8487	WRA012	5050	Other State Aid	-	123,000	16,120
122	8487	WRA012	5290	Federal Aid Other	-	414,000	-
122	8487	WRA012	5415	Special Assessments	1,406,656	1,362,456	1,305,787
122	8487	WRA012	5855	Other Reimbursement	-	-	31,925
122	8487	WRA012	5870	Miscellaneous Revenues	-	-	359
122	8487	WRA012	5940	Operating Transfers In	244,474	400,000	-
EXPENDITURES:					1,968,504	2,648,376	1,887,947
REVENUES:					2,040,285	2,650,886	1,706,644



## FUND 124 - San Lorenzo Creek (Zone 12)

## FY25 Budget Summary

### Revenues

Ad-Valorem Taxes	9,736
Special Assessments (Zone 12)	36,254
San Luis Obispo County Payment	0
Grants	0
Federal Aid (FEMA, Etc)	0
Lease & Interest Revenue	821
Development & Annexation Fees	0
Hydroelectric Revenue	0
Water Delivery & Service Fees	0
Other Revenues	0
Fund Transfer In	200,000
Debt Service Funds	0
<b>Total Revenues</b>	<b>246,811</b>

### Expenditures

Salaries & Benefits	33,752
General Liability & Pollution Insurances	3,196
County Cost Allocation Plan	2,409
Contractors/Consultants	202,000
Monterey One Water	0
Equipment	0
County Department Charges	2,409
Other Services Supplies	10,716
Fund Transfers Out	0
Debt Payments (CSIP, SVRP, SVWP)	0
Debt Service Funds	0
<b>Total Expenditures</b>	<b>254,482</b>

**Impact to Fund Balance (7,671)**

**Est. Beginning Fund Balance 27,375**

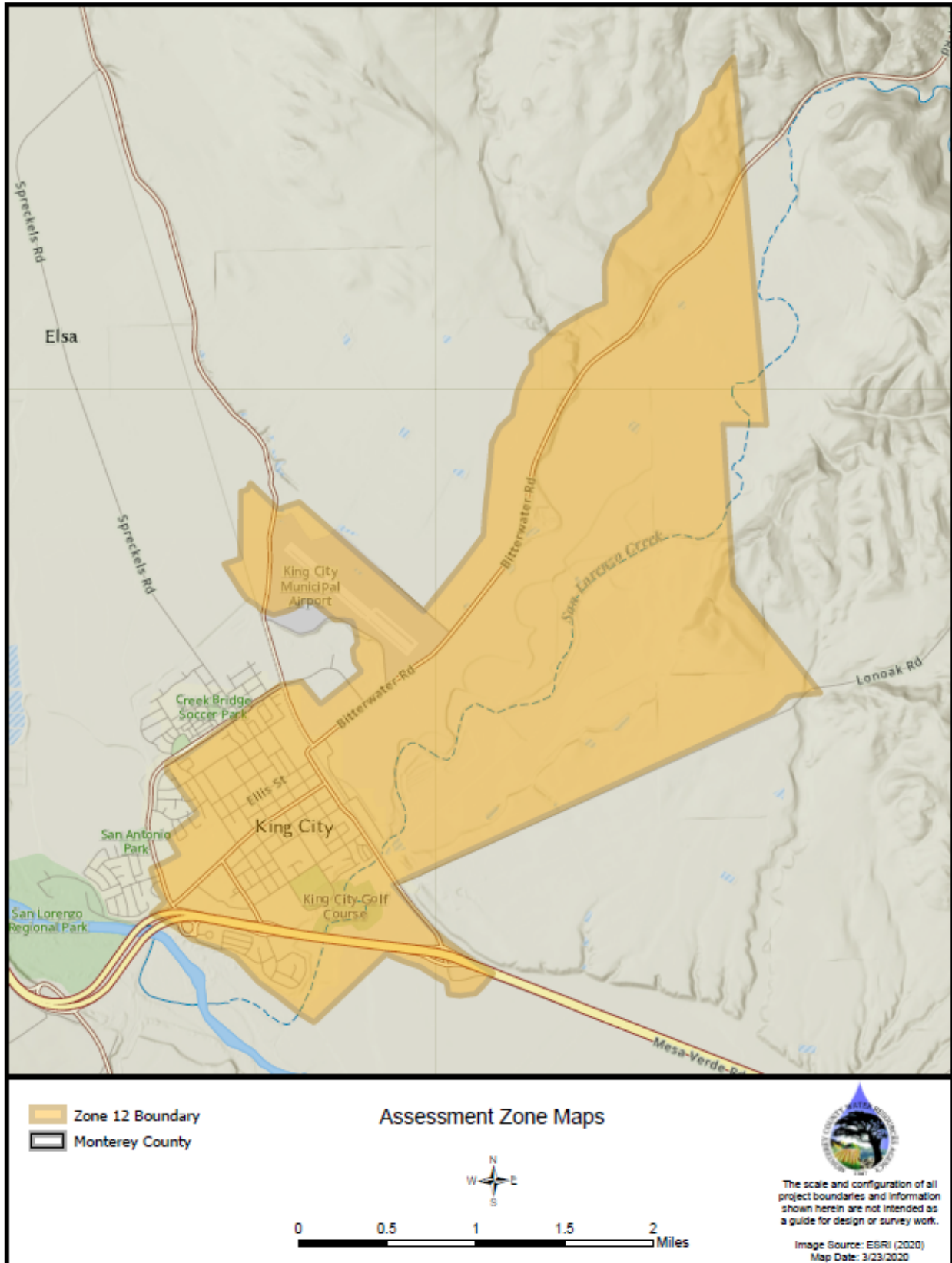
**Est. Ending Fund Balance 19,704**

Authorized Fund Transfers:

> Receiving Fund Transfer of \$ 200,000 from Fund 111 for 2023 winterstorm repair



# Fund 124 – San Lorenzo Creek - Zone 12 Boundary



## Fund 124 - FY25 Budget Expenditure & Revenue Details

FUND	Unit	Appt	Budget Object	Budget Object Name	FY25 Recommended	FY24 Amended	FY23 Actual
124	8488	WRA014	6111	Regular Employees	22,282	16,632	10,608
124	8488	WRA014	6113	Overtime	155	122	107
124	8488	WRA014	6121	PERS	3,589	3,714	2,384
124	8488	WRA014	6122	Other Post-Employment Benefits	-	46	-
124	8488	WRA014	6131	FICA	1,349	435	519
124	8488	WRA014	6132	Medicare	328	236	156
124	8488	WRA014	6141	Flex Co Paid Insurance-Pretax	426	372	169
124	8488	WRA014	6142	Life Insurance	21	-	8
124	8488	WRA014	6143	Long-Term Disability Insurance	27	-	11
124	8488	WRA014	6144	Short-Term Disability Insurance	35	12	11
124	8488	WRA014	6145	Dental Insurance	105	24	47
124	8488	WRA014	6147	Vision Insurance	31	-	16
124	8488	WRA014	6148	Unemployment Insurance	-	19	-
124	8488	WRA014	6161	Workers Compensation Insurance	227	525	821
124	8488	WRA014	6171	Employee Assistance Program	5	-	-
124	8488	WRA014	6173	Flex-Benefit Plan Contribution	5,027	2,904	1,880
124	8488	WRA014	6174	Special Benefits	133	81	100
124	8488	WRA014	6175	Wellness Plan	12	12	-
124	8488	WRA014	6231	Communication Charges - External	140	-	-
124	8488	WRA014	6261	Insurance - General Liability (Non-recoverable)	159	2,055	2,090
124	8488	WRA014	6262	Insurance - General Liability (Recoverable)	20	149	140
124	8488	WRA014	6266	Insurance - Property	326	653	736
124	8488	WRA014	6268	Insurance - Other	2,691	1,632	1,448
124	8488	WRA014	6311	Bldg Improvements/Maintenance -External	1,000	-	1
124	8488	WRA014	6321	Equipment Maintenance	3,341	3,341	-
124	8488	WRA014	6351	Membership Fees	126	-	-
124	8488	WRA014	6361	Noncapital Equipment	200	200	239
124	8488	WRA014	6384	Miscellaneous Supplies	-	-	89
124	8488	WRA014	6401	Books/Periodicals & Subscriptions	500	500	308
124	8488	WRA014	6405	Courier Services - Internal	30	18	36
124	8488	WRA014	6406	Mail Handling Charges	2	2	4
124	8488	WRA014	6409	Minor Equipment and Furnishings	500	-	138
124	8488	WRA014	6411	Postage and Shipping	22	11	12
124	8488	WRA014	6415	Records Retention Charge - Internal	3	2	4
124	8488	WRA014	6601	Accounting & Auditing Charges	-	30	-
124	8488	WRA014	6603	Data Processing Services - Internal	1,302	1,956	1,057
124	8488	WRA014	6607	Legal Service - Internal	1,050	-	-
124	8488	WRA014	6611	Staff Training Services	117	-	-
124	8488	WRA014	6613	Other Professional & Special Services	202,000	1,000	13,484
124	8488	WRA014	6801	Publications and Legal Notices	620	-	-
124	8488	WRA014	6821	Rents and Leases - Equipment	456	282	(856)
124	8488	WRA014	6835	Other Special Departmental Expenses	1,500	-	746
124	8488	WRA014	6861	Conference/Lodging/Meals/Travel	-	-	4
124	8488	WRA014	6864	Fleet Service Charge	887	425	466
124	8488	WRA014	6866	Vehicle Maintenance - External	-	119	219
124	8488	WRA014	7013	Reimbursement to Other Gvnmt Agency	-	6,902	4,349
124	8488	WRA014	7301	Cost Plan Charges	2,409	6,216	3,088
124	8488	WRA014	7533	Right-To-Use Expenditure - Equipment	276	253	-
124	8488	WRA014	7534	Right-to-Use Expenditure - Vehicles	1,053	638	856
124	8488	WRA014	4010	Property Tax - Current Secured	9,513	9,700	9,327
124	8488	WRA014	4015	Property Tax - Current Unsecured	-	323	-
124	8488	WRA014	4025	Property Tax - Prior Secured	57	38	56

## Fund 124 - FY25 Budget Expenditure & Revenue Details

FUND	Unit	Appt	Budget Object	Budget Object Name	FY25 Recommended	FY24 Amended	FY23 Actual
124	8488	WRA014	4030	Property Tax - Prior Unsecured	2	-	2
124	8488	WRA014	4035	Property Tax - Current Supplemental	159	162	156
124	8488	WRA014	4040	Property Tax - Prior Supplemental	5	5	5
124	8488	WRA014	4090	Other Property Taxes	-	1,557	-
124	8488	WRA014	4600	Investment Income	821	376	594
124	8488	WRA014	5415	Special Assessments	36,254	35,088	33,655
124	8488	WRA014	5870	Miscellaneous Revenues	-	-	2
124	8488	WRA014	5940	Operating Transfers In	200,000	-	-
EXPENDITURES:					254,482	51,518	45,495
REVENUES:					246,811	47,249	43,797

## FUND 127 - Moro Cojo Slough (Zone 17)

## FY25 Budget Summary

### Revenues

Ad-Valorem Taxes	0
Special Assessments (Zone 17)	104,360
San Luis Obispo County Payment	0
Grants	0
Federal Aid (FEMA, Etc)	0
Lease & Interest Revenue	17,901
Development & Annexation Fees	0
Hydroelectric Revenue	0
Water Delivery & Service Fees	0
Other Revenues	0
Fund Transfer In	200,000
Debt Service Funds	0
<b>Total Revenues</b>	<b>322,261</b>

### Expenditures

Salaries & Benefits	74,454
General Liability & Pollution Insurances	10,513
County Cost Allocation Plan	3,844
Contractors/Consultants	467,848
Monterey One Water	0
Equipment	0
County Department Charges	3,843
Other Services Supplies	21,989
Fund Transfers Out	0
Debt Payments (CSIP, SVRP, SVWP)	0
Debt Service Funds	0
<b>Total Expenditures</b>	<b>582,491</b>

**Impact to Fund Balance (260,230)**

**Est. Beginning Fund Balance 626,944**

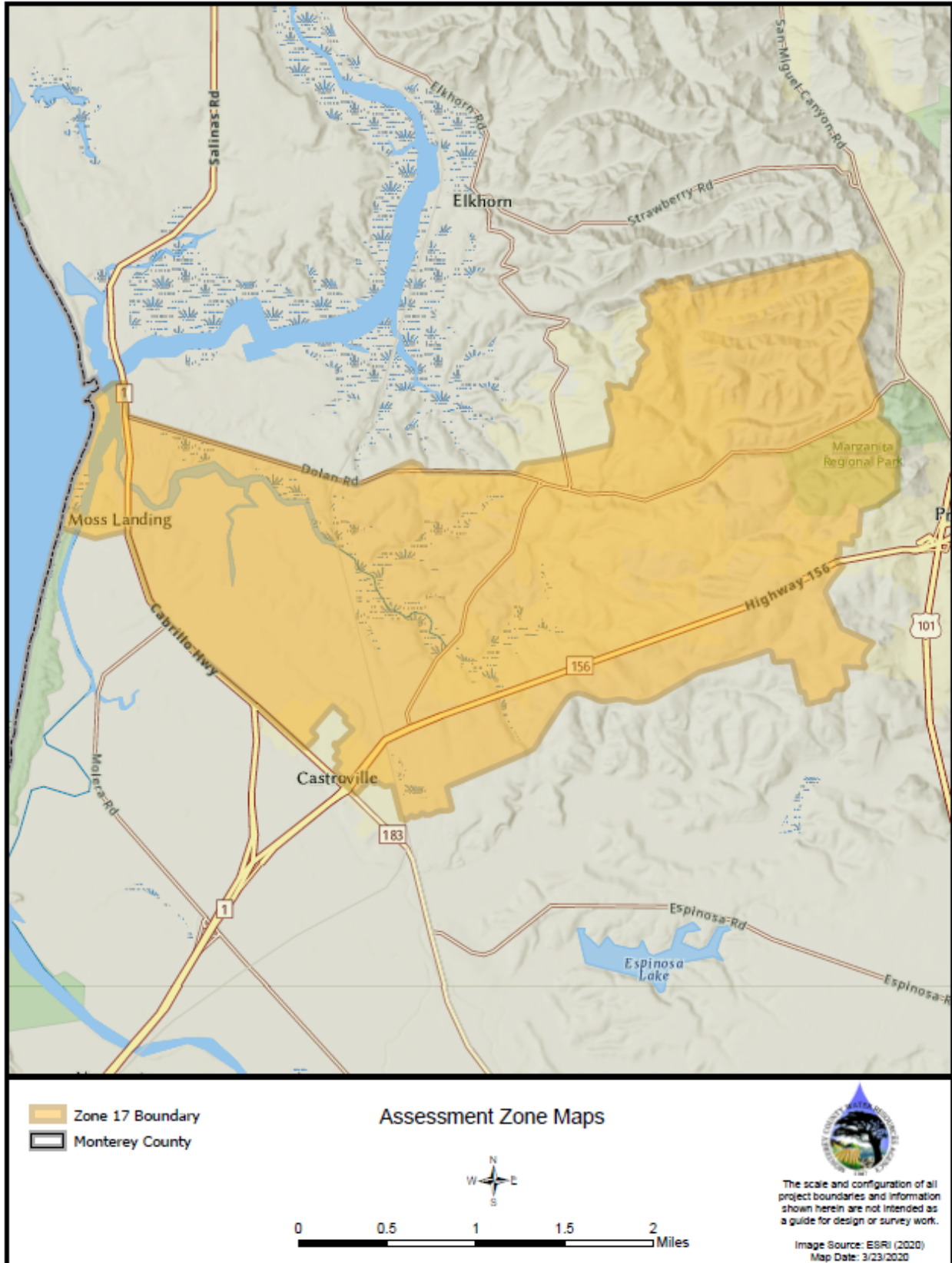
**Est. Ending Fund Balance 366,714**



Authorized Fund Transfers:

> Receiving Fund Transfer of 50% of tidegate construction cost from Public Works Department

# Fund 127 – Moro Cojo Slough - Zone 17 Boundary



## Fund 127 - FY25 Budget Expenditure & Revenue Details

FUND	Unit	Appt	Budget Object	Budget Object Name	FY25 Recommended	FY24 Amended	FY23 Actual
127	8489	WRA017	6111	Regular Employees	38,204	63,771	26,707
127	8489	WRA017	6112	Temporary Employees	17,800	-	1,870
127	8489	WRA017	6113	Overtime	267	470	626
127	8489	WRA017	6121	PERS	2,961	13,396	4,430
127	8489	WRA017	6122	Other Post-Employment Benefits	-	176	-
127	8489	WRA017	6131	FICA	2,458	2,770	1,415
127	8489	WRA017	6132	Medicare	594	907	412
127	8489	WRA017	6141	Flex Co Paid Insurance-Pretax	647	1,074	394
127	8489	WRA017	6142	Life Insurance	37	24	23
127	8489	WRA017	6143	Long-Term Disability Insurance	53	36	39
127	8489	WRA017	6144	Short-Term Disability Insurance	67	36	41
127	8489	WRA017	6145	Dental Insurance	159	144	112
127	8489	WRA017	6147	Vision Insurance	48	36	37
127	8489	WRA017	6148	Unemployment Insurance	-	73	-
127	8489	WRA017	6161	Workers Compensation Insurance	2,690	1,992	1,686
127	8489	WRA017	6171	Employee Assistance Program	9	-	1
127	8489	WRA017	6173	Flex-Benefit Plan Contribution	8,201	12,000	5,005
127	8489	WRA017	6174	Special Benefits	240	279	213
127	8489	WRA017	6175	Wellness Plan	19	47	-
127	8489	WRA017	6231	Communication Charges - External	223	-	-
127	8489	WRA017	6261	Insurance - General Liability (Non-recoverable)	1,888	4,353	4,293
127	8489	WRA017	6262	Insurance - General Liability (Recoverable)	243	316	287
127	8489	WRA017	6266	Insurance - Property	3,872	1,383	1,512
127	8489	WRA017	6268	Insurance - Other	4,510	3,458	3,068
127	8489	WRA017	6311	Bldg Improvements/Maintenance -External	5,925	5,925	5,575
127	8489	WRA017	6321	Equipment Maintenance	4,750	4,750	830
127	8489	WRA017	6351	Membership Fees	201	-	-
127	8489	WRA017	6405	Courier Services - Internal	48	20	73
127	8489	WRA017	6406	Mail Handling Charges	3	3	7
127	8489	WRA017	6411	Postage and Shipping	35	13	24
127	8489	WRA017	6415	Records Retention Charge - Internal	5	2	7
127	8489	WRA017	6601	Accounting & Auditing Charges	59	59	-
127	8489	WRA017	6603	Data Processing Services - Internal	2,077	2,257	2,170
127	8489	WRA017	6607	Legal Service - Internal	1,675	-	-
127	8489	WRA017	6611	Staff Training Services	6,285	-	-
127	8489	WRA017	6613	Other Professional & Special Services	467,848	453,913	6,540
127	8489	WRA017	6801	Publications and Legal Notices	-	445	-
127	8489	WRA017	6821	Rents and Leases - Equipment	727	326	(856)
127	8489	WRA017	6835	Other Special Departmental Expenses	1,921	6,750	1,601
127	8489	WRA017	6861	Conference/Lodging/Meals/Travel	-	-	4
127	8489	WRA017	6864	Fleet Service Charge	575	1,010	956
127	8489	WRA017	6866	Vehicle Maintenance - External	200	346	268
127	8489	WRA017	6881	Utilities	-	-	10,669
127	8489	WRA017	7301	Cost Plan Charges	3,844	23,584	6,341
127	8489	WRA017	7532	Vehicles	-	1,785	-
127	8489	WRA017	7533	Right-To-Use Expenditure - Equipment	440	960	-
127	8489	WRA017	7534	Right-to-Use Expenditure - Vehicles	683	1,518	856
127	8489	WRA017	4600	Investment Income	17,901	4,988	11,176
127	8489	WRA017	5415	Special Assessments	104,360	99,506	96,877
127	8489	WRA017	5870	Miscellaneous Revenues	-	-	3,495
127	8489	WRA017	5940	Operating Transfers In	200,000	136,173	-

## Fund 127 - FY25 Budget Expenditure & Revenue Details

FUND	Unit	Appt	Budget Object	Budget Object Name	FY25 Recommended	FY24 Amended	FY23 Actual	
					EXPENDITURES:	582,491	610,407	87,236
					REVENUES:	322,261	240,667	111,548



## FUND 130 - Hydroplant Operations

## FY25 Budget Summary

### Revenues

Ad-Valorem Taxes	0
Special Assessments	0
San Luis Obispo County Payment	0
Grants	0
Federal Aid (FEMA, Etc)	0
Lease & Interest Revenue	36,766
Development & Annexation Fees	0
Hydroelectric Revenue	1,140,961
Water Delivery & Service Fees	0
Other Revenues	0
Fund Transfer In	0
Debt Service Funds	0

**Total Revenues 1,177,727**

### Expenditures

Salaries & Benefits	304,256
General Liability & Pollution Insurances	32,984
County Cost Allocation Plan	19,791
Contractors/Consultants	585,000
Monterey One Water	0
Equipment	0
County Department Charges	19,777
Other Services Supplies	142,515
Fund Transfers Out	0
Debt Payments (CSIP, SVRP, SVWP)	0
Debt Service Funds	0

**Total Expenditures 1,104,323**

**Impact to Fund Balance 73,404**

**Est. Beginning Fund Balance 1,228,672**

**Est. Ending Fund Balance 1,302,076**



## Fund 130 - FY25 Budget Expenditure & Revenue Details

FUND	Unit	Appt	Budget Object	Budget Object Name	FY25 Recommended	FY24 Amended	FY23 Actual
130	8490	WRA022	6111	Regular Employees	196,543	231,517	159,471
130	8490	WRA022	6112	Temporary Employees	-	197	-
130	8490	WRA022	6113	Overtime	1,375	4,142	5,015
130	8490	WRA022	6121	PERS	43,997	49,373	37,734
130	8490	WRA022	6122	Other Post-Employment Benefits	9	613	427
130	8490	WRA022	6131	FICA	11,565	4,523	8,521
130	8490	WRA022	6132	Medicare	2,805	3,369	2,374
130	8490	WRA022	6141	Flex Co Paid Insurance-Pretax	3,506	4,062	2,470
130	8490	WRA022	6142	Life Insurance	172	216	127
130	8490	WRA022	6143	Long-Term Disability Insurance	208	216	159
130	8490	WRA022	6144	Short-Term Disability Insurance	262	252	168
130	8490	WRA022	6145	Dental Insurance	865	1,068	681
130	8490	WRA022	6147	Vision Insurance	263	384	220
130	8490	WRA022	6148	Unemployment Insurance	91	253	87
130	8490	WRA022	6161	Workers Compensation Insurance	4,300	6,948	6,465
130	8490	WRA022	6171	Employee Assistance Program	44	-	3
130	8490	WRA022	6173	Flex-Benefit Plan Contribution	37,131	41,484	23,446
130	8490	WRA022	6174	Special Benefits	1,021	867	1,073
130	8490	WRA022	6175	Wellness Plan	99	163	-
130	8490	WRA022	6222	Uniforms and Safety Equipment	200	-	41
130	8490	WRA022	6231	Communication Charges - External	1,148	5,445	4,895
130	8490	WRA022	6261	Insurance - General Liability (Non-recoverable)	3,266	17,411	16,463
130	8490	WRA022	6262	Insurance - General Liability (Recoverable)	818	1,262	1,100
130	8490	WRA022	6266	Insurance - Property	6,191	5,530	5,798
130	8490	WRA022	6268	Insurance - Other	22,709	13,830	12,337
130	8490	WRA022	6311	Bldg Improvements/Maintenance -External	10,000	10,000	15,373
130	8490	WRA022	6321	Equipment Maintenance	1,500	10,860	22,988
130	8490	WRA022	6351	Membership Fees	1,035	-	-
130	8490	WRA022	6361	Noncapital Equipment	7,000	2,000	8,793
130	8490	WRA022	6384	Miscellaneous Supplies	1,000	-	676
130	8490	WRA022	6401	Books/Periodicals & Subscriptions	100	-	33
130	8490	WRA022	6404	Courier Services - External	200	200	-
130	8490	WRA022	6405	Courier Services - Internal	244	194	281
130	8490	WRA022	6406	Mail Handling Charges	12	22	28
130	8490	WRA022	6408	Minor Computer Software	-	10,000	-
130	8490	WRA022	6409	Minor Equipment and Furnishings	1,000	-	1,567
130	8490	WRA022	6410	Office Supplies	300	400	-
130	8490	WRA022	6411	Postage and Shipping	178	122	94
130	8490	WRA022	6412	Printing, Graphics & Binding- External	-	-	25
130	8490	WRA022	6415	Records Retention Charge - Internal	23	17	28
130	8490	WRA022	6601	Accounting & Auditing Charges	-	225	-
130	8490	WRA022	6603	Data Processing Services - Internal	10,695	22,036	10,721
130	8490	WRA022	6607	Legal Service - Internal	8,625	621	314
130	8490	WRA022	6609	Other Personnel Services	2,000	2,000	-
130	8490	WRA022	6611	Staff Training Services	19,285	-	2,149
130	8490	WRA022	6613	Other Professional & Special Services	585,000	187,726	134,565
130	8490	WRA022	6821	Rents and Leases - Equipment	3,740	3,176	950
130	8490	WRA022	6835	Other Special Departmental Expenses	30,000	-	26,064
130	8490	WRA022	6861	Conference/Lodging/Meals/Travel	7,000	10,000	1,018
130	8490	WRA022	6862	Employee Mileage Reimbursement	250	-	-
130	8490	WRA022	6864	Fleet Service Charge	4,089	3,343	3,668
130	8490	WRA022	6866	Vehicle Maintenance - External	1,423	4,570	1,137

## Fund 130 - FY25 Budget Expenditure & Revenue Details

FUND	Unit	Appt	Budget Object	Budget Object Name	FY25 Recommended	FY24 Amended	FY23 Actual
130	8490	WRA022	6881	Utilities	44,122	43,534	36,769
130	8490	WRA022	7301	Cost Plan Charges	19,791	82,271	24,315
130	8490	WRA022	7532	Vehicles	-	5,910	-
130	8490	WRA022	7533	Right-To-Use Expenditure - Equipment	2,267	3,350	-
130	8490	WRA022	7534	Right-to-Use Expenditure - Vehicles	4,856	5,024	3,422
130	8490	WRA022	7614	Operating Transfers Out	-	175,000	121,162
130	8490	WRA022	4600	Investment Income	36,766	16,800	23,125
130	8490	WRA022	5750	Other Services and Non-Taxable Sales	1,140,961	772,856	636,281
EXPENDITURES:					1,104,323	975,726	705,215
REVENUES:					1,177,727	789,656	659,406

## FUND 131 - CSIP Operations (Zone 2B, 2Y)

## FY25 Budget Summary

### Revenues

Ad-Valorem Taxes	0
Special Assessments (Zone 2Y & 77% 2B )	4,747,107
San Luis Obispo County Payment	0
Grants	205,000
Federal Aid (FEMA, Etc)	900,000
Lease & Interest Revenue	86,165
Development & Annexation Fees	0
Hydroelectric Revenue	0
Water Delivery & Service Fees	224,800
Other Revenues	0
Fund Transfer In	0
Debt Service Funds	0

**Total Revenues 6,163,072**

### Expenditures

Salaries & Benefits	543,639
General Liability & Pollution Insurances	194,310
County Cost Allocation Plan	33,272
Contractors/Consultants	1,800,000
Monterey One Water	2,780,599
Equipment	0
County Department Charges	33,246
Other Services Supplies	79,967
Fund Transfers Out	0
Debt Payments (CSIP, SVRP, SVWP)	1,668,000
Debt Service Funds	0

**Total Expenditures 7,133,033**

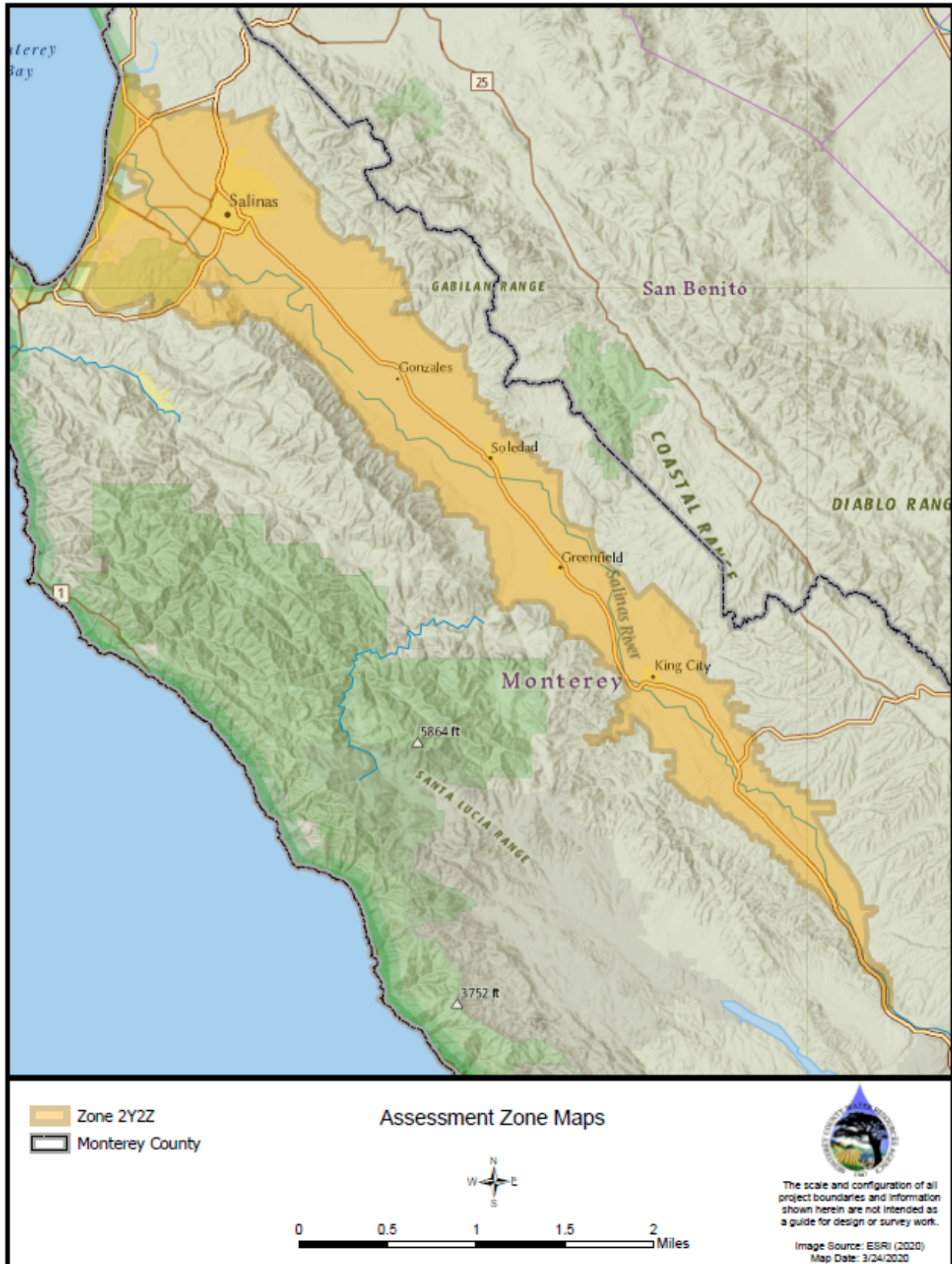
**Impact to Fund Balance (969,961)**

**Est. Beginning Fund Balance 2,866,769**

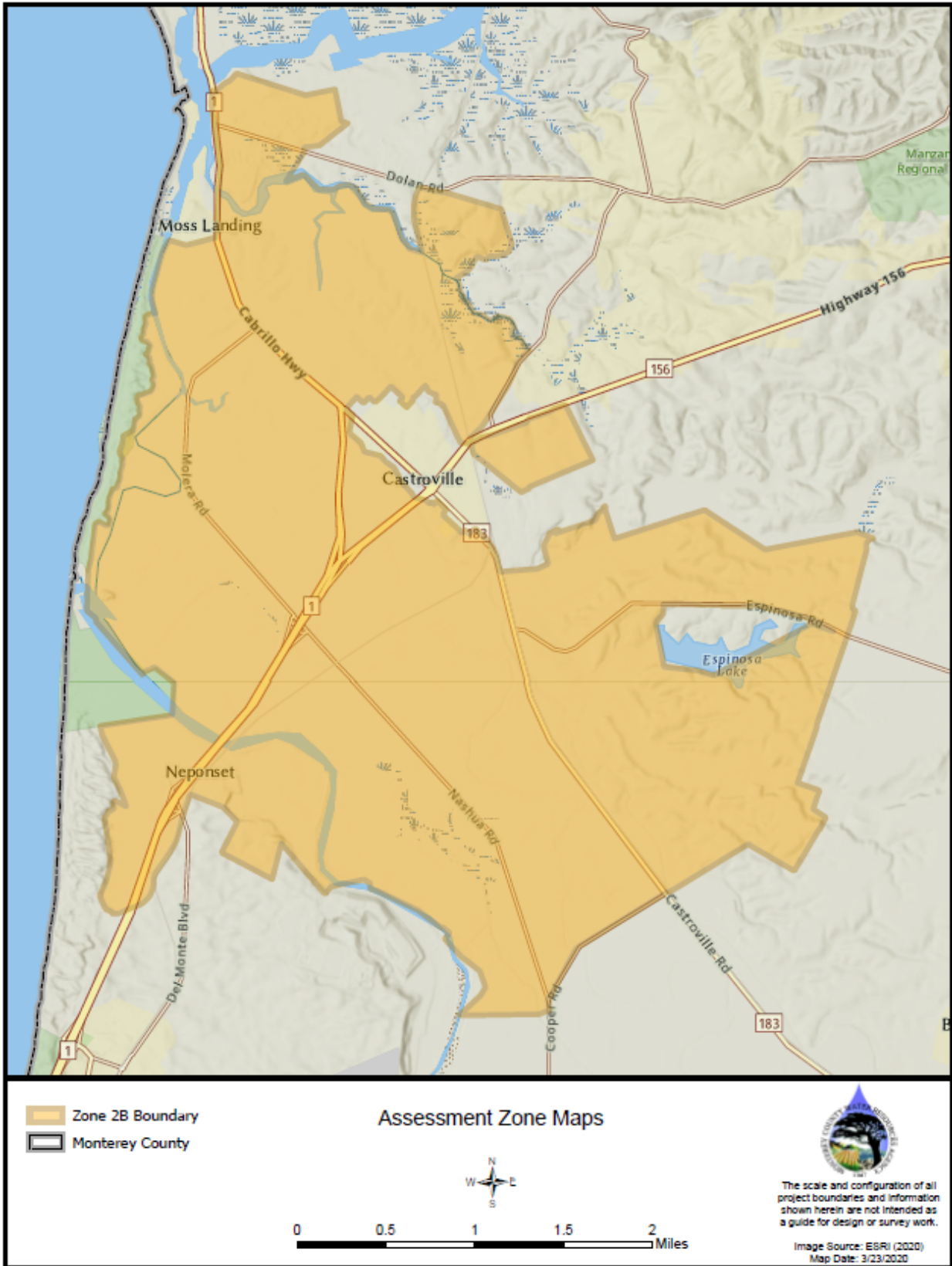
**Est. Ending Fund Balance 1,896,808**



# Fund 131 – CSIP Operations - Zone 2Y Boundary



# Fund 131 & 132 - Zone 2B Boundary



## Fund 131 - FY25 Budget Expenditure & Revenue Details

FUND	Unit	Appt	Budget Object	Budget Object Name	FY25 Recommended	FY24 Amended	FY23 Actual
131	8491	WRA020	6111	Regular Employees	349,700	291,820	177,379
131	8491	WRA020	6112	Temporary Employees	416	535	408
131	8491	WRA020	6113	Overtime	2,447	1,997	2,371
131	8491	WRA020	6121	PERS	63,254	57,285	33,675
131	8491	WRA020	6122	Other Post-Employment Benefits	17	670	855
131	8491	WRA020	6131	FICA	20,992	6,144	9,833
131	8491	WRA020	6132	Medicare	5,079	4,281	2,635
131	8491	WRA020	6141	Flex Co Paid Insurance-Pretax	5,706	4,542	2,576
131	8491	WRA020	6142	Life Insurance	323	204	132
131	8491	WRA020	6143	Long-Term Disability Insurance	458	228	151
131	8491	WRA020	6144	Short-Term Disability Insurance	578	252	159
131	8491	WRA020	6145	Dental Insurance	1,432	1,092	743
131	8491	WRA020	6147	Vision Insurance	435	396	244
131	8491	WRA020	6148	Unemployment Insurance	183	277	175
131	8491	WRA020	6161	Workers Compensation Insurance	34,854	7,596	6,172
131	8491	WRA020	6171	Employee Assistance Program	74	-	4
131	8491	WRA020	6173	Flex-Benefit Plan Contribution	55,452	49,656	23,472
131	8491	WRA020	6174	Special Benefits	2,072	979	942
131	8491	WRA020	6175	Wellness Plan	167	178	-
131	8491	WRA020	6222	Uniforms and Safety Equipment	-	-	41
131	8491	WRA020	6231	Communication Charges - External	1,930	-	-
131	8491	WRA020	6261	Insurance - General Liability (Non-recoverable)	25,151	103,971	15,716
131	8491	WRA020	6262	Insurance - General Liability (Recoverable)	4,340	7,532	1,050
131	8491	WRA020	6266	Insurance - Property	50,170	33,022	5,535
131	8491	WRA020	6268	Insurance - Other	114,649	82,585	157,778
131	8491	WRA020	6311	Bldg Improvements/Maintenance -External	7,800	7,176	5,871
131	8491	WRA020	6321	Equipment Maintenance	7,000	15,030	2,324
131	8491	WRA020	6351	Membership Fees	2,040	600	300
131	8491	WRA020	6361	Noncapital Equipment	3,000	9,348	3,116
131	8491	WRA020	6384	Miscellaneous Supplies	1,000	1,353	451
131	8491	WRA020	6405	Courier Services - Internal	410	1,449	268
131	8491	WRA020	6406	Mail Handling Charges	19	165	111
131	8491	WRA020	6411	Postage and Shipping	299	911	89
131	8491	WRA020	6415	Records Retention Charge - Internal	38	127	27
131	8491	WRA020	6601	Accounting & Auditing Charges	-	215	-
131	8491	WRA020	6603	Data Processing Services - Internal	17,980	165,228	12,744
131	8491	WRA020	6605	Laboratory Services	-	-	110
131	8491	WRA020	6607	Legal Service - Internal	14,500	26,070	10,295
131	8491	WRA020	6609	Other Personnel Services	2,000	2,000	4,753
131	8491	WRA020	6611	Staff Training Services	6,285	-	-
131	8491	WRA020	6613	Other Professional & Special Services	4,580,599	4,916,685	2,725,040
131	8491	WRA020	6801	Publications and Legal Notices	1,000	1,000	909
131	8491	WRA020	6821	Rents and Leases - Equipment	6,287	23,815	(7,839)
131	8491	WRA020	6835	Other Special Departmental Expenses	10,500	10,500	497,633
131	8491	WRA020	6861	Conference/Lodging/Meals/Travel	-	-	38
131	8491	WRA020	6864	Fleet Service Charge	10,774	5,854	3,501
131	8491	WRA020	6866	Vehicle Maintenance - External	3,748	1,077	1,990
131	8491	WRA020	6881	Utilities	-	-	20
131	8491	WRA020	7201	Contribution to Other Agency	-	148,000	-
131	8491	WRA020	7301	Cost Plan Charges	33,272	89,950	23,212
131	8491	WRA020	7532	Vehicles	-	10,350	-
131	8491	WRA020	7533	Right-To-Use Expenditure - Equipment	3,811	3,663	-

## Fund 131 - FY25 Budget Expenditure & Revenue Details

FUND	Unit	Appt	Budget Object	Budget Object Name	FY25 Recommended	FY24 Amended	FY23 Actual
131	8491	WRA020	7534	Right-to-Use Expenditure - Vehicles	12,792	8,797	9,411
131	8491	WRA020	7614	Operating Transfers Out	1,668,000	1,804,104	1,558,054
131	8491	WRA020	4600	Investment Income	86,165	35,988	74,990
131	8491	WRA020	5050	Other State Aid	205,000	1,185,500	-
131	8491	WRA020	5290	Federal Aid Other	900,000	900,000	-
131	8491	WRA020	5415	Special Assessments	4,747,107	4,645,524	4,402,514
131	8491	WRA020	5750	Other Services and Non-Taxable Sales	224,800	760,624	125,008
EXPENDITURES:					7,133,033	7,908,709	5,294,474
REVENUES:					6,163,072	7,527,636	4,602,512



**FUND 132 - SVRP Operations (Zone 2B, 2Z)**

**FY25 Budget Summary**

<b>Revenues</b>	
Ad-Valorem Taxes	0
Benefit Assessments (Zone 2Z & 23% 2B)	4,970,640
San Luis Obispo County Payment	0
Grants	0
Federal Aid (FEMA, Etc)	0
Lease & Interest Revenue	75,931
Development & Annexation Fees	0
Hydroelectric Revenue	0
Water Delivery & Service Fees	680,000
Other Revenues	0
Fund Transfer In	0
Debt Service Funds	0
<b>Total Revenues</b>	<b>5,726,571</b>

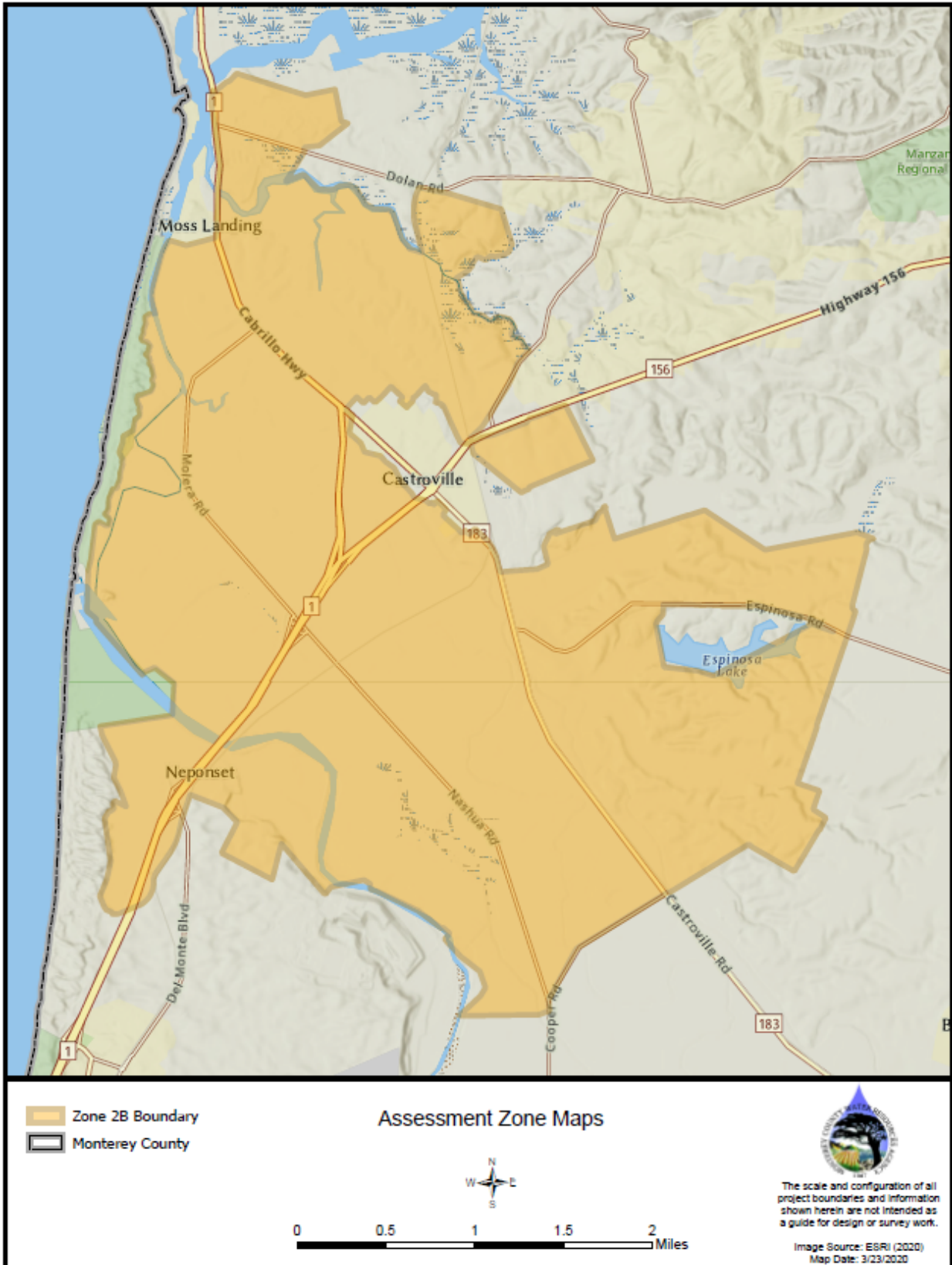


<b>Expenditures</b>	
Salaries & Benefits	0
General Liability & Pollution Insurances	66,543
County Cost Allocation Plan	0
Contractors/Consultants	0
Monterey One Water	5,096,293
Equipment	0
County Department Charges	0
Other Services Supplies	8,235
Fund Transfers Out	0
Debt Payments (CSIP, SVRP, SVWP)	1,016,000
Debt Service Funds	0
<b>Total Expenditures</b>	<b>6,187,071</b>

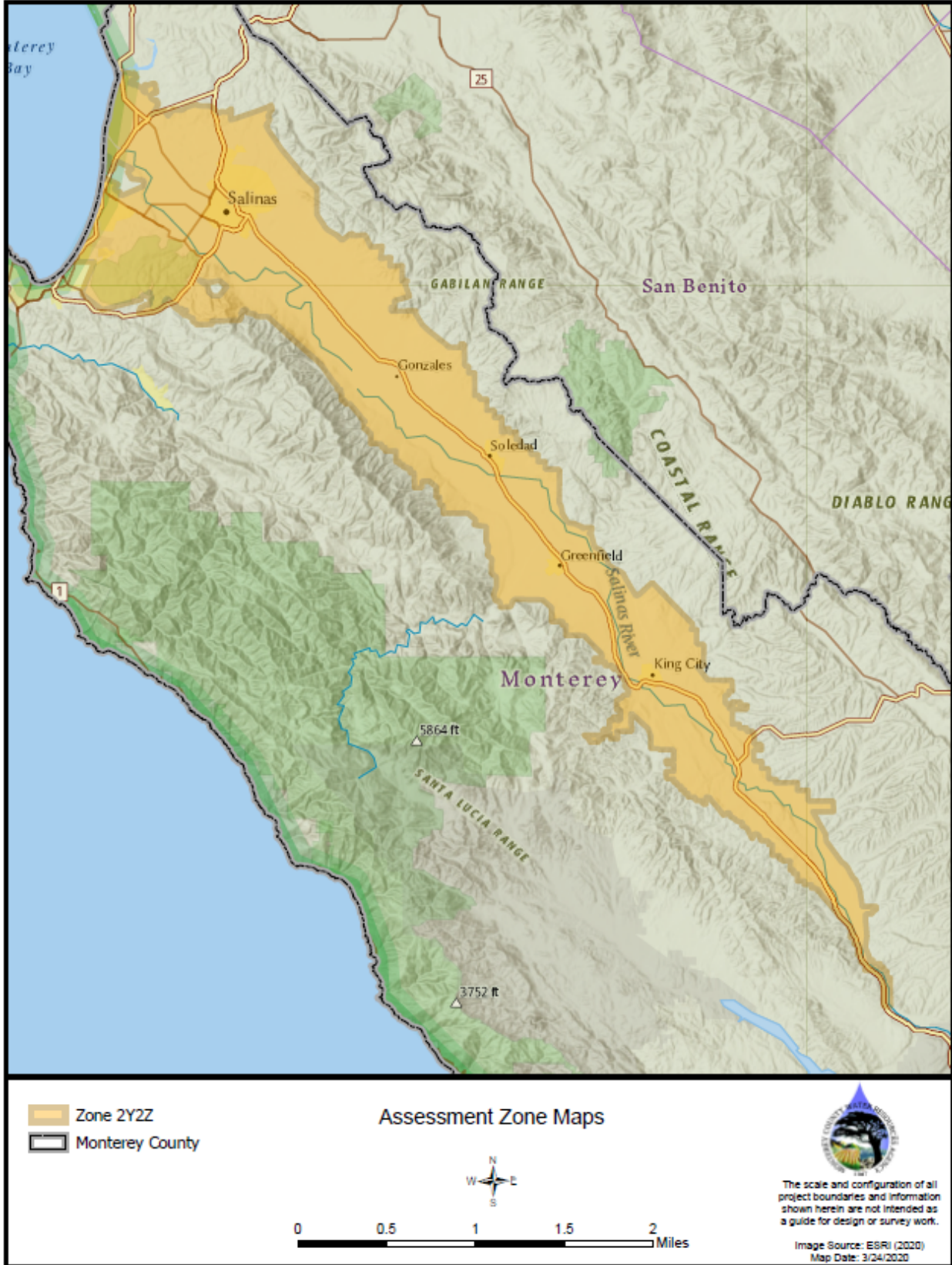


<b>Impact to Fund Balance</b>	<b>(460,500)</b>
<b>Est. Beginning Fund Balance</b>	<b>2,508,534</b>
<b>Est. Ending Fund Balance</b>	<b>2,048,034</b>

# Fund 131 & 132 - Zone 2B Boundary



# Fund 132 – SVRP Operations - Zone 2Z Boundary



### Fund 132 - FY25 Budget Expenditure & Revenue Details

FUND	Unit	Appt	Budget Object	Budget Object Name	FY25 Recommended	FY24 Amended	FY23 Actual
132	8492	WRA021	6231	Communication Charges - External	1,550	-	-
132	8492	WRA021	6261	Insurance - General Liability (Non-recoverable)	-	66,815	-
132	8492	WRA021	6262	Insurance - General Liability (Recoverable)	-	4,840	-
132	8492	WRA021	6266	Insurance - Property	-	21,221	-
132	8492	WRA021	6268	Insurance - Other	66,543	53,072	-
132	8492	WRA021	6405	Courier Services - Internal	-	1,071	-
132	8492	WRA021	6406	Mail Handling Charges	-	122	-
132	8492	WRA021	6411	Postage and Shipping	-	673	-
132	8492	WRA021	6415	Records Retention Charge - Internal	-	94	-
132	8492	WRA021	6603	Data Processing Services - Internal	-	122,060	-
132	8492	WRA021	6607	Legal Service - Internal	-	14,000	9,410
132	8492	WRA021	6611	Staff Training Services	6,285	-	-
132	8492	WRA021	6613	Other Professional & Special Services	5,096,293	5,029,048	3,353,232
132	8492	WRA021	6801	Publications and Legal Notices	400	400	-
132	8492	WRA021	6821	Rents and Leases - Equipment	-	17,593	-
132	8492	WRA021	7201	Contribution to Other Agency	1,016,000	1,063,000	992,560
132	8492	WRA021	4600	Investment Income	75,931	11,764	44,113
132	8492	WRA021	5415	Special Assessments	4,970,640	5,048,438	4,609,821
132	8492	WRA021	5750	Other Services and Non-Taxable Sales	680,000	-	-
EXPENDITURES:					6,187,071	6,394,009	4,355,202
REVENUES:					5,726,571	5,060,202	4,653,934

## FUND 134 - SRDF Operations

## FY25 Budget Summary

### Revenues

Ad-Valorem Taxes	0
Special Assessments	0
San Luis Obispo County Payment	0
Grants	1,810,000
Federal Aid (FEMA, Etc)	0
Lease & Interest Revenue	61,139
Development & Annexation Fees	0
Hydroelectric Revenue	0
Water Delivery & Service Fees	1,724,826
Other Revenues	0
Fund Transfer In	0
Debt Service Funds	0

**Total Revenues 3,595,965**

### Expenditures

Salaries & Benefits	459,281
General Liability & Pollution Insurances	105,906
County Cost Allocation Plan	26,733
Contractors/Consultants	1,750,000
Monterey One Water	1,286,141
Equipment	0
County Department Charges	26,702
Other Services Supplies	62,519
Fund Transfers Out	0
Debt Payments (CSIP, SVRP, SVWP)	0
Debt Service Funds	0

**Total Expenditures 3,717,282**

**Impact to Fund Balance (121,317)**

**Est. Beginning Fund Balance 2,022,995**

**Est. Ending Fund Balance 1,901,678**



## Fund 134 - FY25 Budget Expenditure & Revenue Details

FUND	Unit	Appt	Budget Object	Budget Object Name	FY25 Recommended	FY24 Amended	FY23 Actual
134	8493	WRA028	6111	Regular Employees	286,758	417,595	192,147
134	8493	WRA028	6112	Temporary Employees	-	-	425
134	8493	WRA028	6113	Overtime	2,007	2,890	1,011
134	8493	WRA028	6121	PERS	64,102	96,629	47,384
134	8493	WRA028	6122	Other Post-Employment Benefits	-	1,010	-
134	8493	WRA028	6131	FICA	17,436	12,336	8,018
134	8493	WRA028	6132	Medicare	4,218	6,159	2,828
134	8493	WRA028	6141	Flex Co Paid Insurance-Pretax	4,322	6,702	2,297
134	8493	WRA028	6142	Life Insurance	259	276	160
134	8493	WRA028	6143	Long-Term Disability Insurance	366	360	230
134	8493	WRA028	6144	Short-Term Disability Insurance	462	396	243
134	8493	WRA028	6145	Dental Insurance	1,090	1,608	610
134	8493	WRA028	6147	Vision Insurance	355	540	235
134	8493	WRA028	6148	Unemployment Insurance	-	418	-
134	8493	WRA028	6161	Workers Compensation Insurance	30,013	11,456	9,790
134	8493	WRA028	6171	Employee Assistance Program	59	-	4
134	8493	WRA028	6173	Flex-Benefit Plan Contribution	46,167	70,896	25,025
134	8493	WRA028	6174	Special Benefits	1,667	1,417	1,450
134	8493	WRA028	6175	Wellness Plan	-	46	-
134	8493	WRA028	6222	Uniforms and Safety Equipment	-	-	2,481
134	8493	WRA028	6231	Communication Charges - External	1,550	-	-
134	8493	WRA028	6261	Insurance - General Liability (Non-recoverable)	21,064	52,872	24,938
134	8493	WRA028	6262	Insurance - General Liability (Recoverable)	2,709	3,830	1,667
134	8493	WRA028	6266	Insurance - Property	43,204	16,793	8,782
134	8493	WRA028	6268	Insurance - Other	38,929	41,997	-
134	8493	WRA028	6311	Bldg Improvements/Maintenance -External	1,000	795	338
134	8493	WRA028	6321	Equipment Maintenance	1,000	5,000	458
134	8493	WRA028	6351	Membership Fees	1,398	-	-
134	8493	WRA028	6361	Noncapital Equipment	10,000	15,000	7,136
134	8493	WRA028	6381	Advertising	-	275	-
134	8493	WRA028	6384	Miscellaneous Supplies	-	-	635
134	8493	WRA028	6404	Courier Services - External	-	-	240
134	8493	WRA028	6405	Courier Services - Internal	329	515	425
134	8493	WRA028	6406	Mail Handling Charges	16	59	43
134	8493	WRA028	6409	Minor Equipment and Furnishings	-	10,000	-
134	8493	WRA028	6411	Postage and Shipping	236	324	142
134	8493	WRA028	6415	Records Retention Charge - Internal	25	46	43
134	8493	WRA028	6603	Data Processing Services - Internal	14,446	58,661	12,603
134	8493	WRA028	6607	Legal Service - Internal	11,650	6,000	3,173
134	8493	WRA028	6609	Other Personnel Services	2,000	4,000	5,334
134	8493	WRA028	6613	Other Professional & Special Services	3,036,141	5,764,461	2,833,328
134	8493	WRA028	6801	Publications and Legal Notices	500	400	-
134	8493	WRA028	6821	Rents and Leases - Equipment	5,052	8,455	(4,278)
134	8493	WRA028	6835	Other Special Departmental Expenses	21,000	21,000	18,920
134	8493	WRA028	6861	Conference/Lodging/Meals/Travel	5,000	5,000	11
134	8493	WRA028	6864	Fleet Service Charge	5,235	5,121	5,555
134	8493	WRA028	6866	Vehicle Maintenance - External	1,818	592	1,079
134	8493	WRA028	6881	Utilities	750	420	400
134	8493	WRA028	7301	Cost Plan Charges	26,733	135,656	36,831
134	8493	WRA028	7532	Vehicles	-	9,060	8,885
134	8493	WRA028	7533	Right-To-Use Expenditure - Equipment	-	5,524	-
134	8493	WRA028	7534	Right-to-Use Expenditure - Vehicles	6,216	7,696	4,278

## Fund 134 - FY25 Budget Expenditure & Revenue Details

FUND	Unit	Appt	Budget Object	Budget Object Name	FY25 Recommended	FY24 Amended	FY23 Actual
134	8493	WRA028	4600	Investment Income	61,139	51,747	73,397
134	8493	WRA028	5050	Other State Aid	1,810,000	3,377,121	923,906
134	8493	WRA028	5750	Other Services and Non-Taxable Sales	1,724,826	1,861,030	1,176,330
134	8493	WRA028	5940	Operating Transfers In	-	136,104	-
EXPENDITURES:					3,717,282	6,810,286	3,265,304
REVENUES:					3,595,965	5,426,002	2,173,633

## FUND 303 - CSIP Debt Service Fund

## FY25 Budget Summary

### Revenues

Ad-Valorem Taxes	0
Special Assessments	0
San Luis Obispo County Payment	0
Grants	0
Federal Aid (FEMA, Etc)	0
Lease & Interest Revenue	0
Development & Annexation Fees	0
Hydroelectric Revenue	0
Water Delivery & Service Fees	0
Other Revenues	0
Fund Transfer In	0
Debt Service Funds	1,668,000
<b>Total Revenues</b>	<b>1,668,000</b>

### Expenditures

Salaries & Benefits	0
General Liability & Pollution Insurances	0
County Cost Allocation Plan	0
Consultant (Non M1W)	0
Monterey One Water	0
Equipment	0
County Department Charges	0
Other Services Supplies	0
Fund Transfers Out	0
Debt Payments (CSIP, SVRP, SVWP)	0
Debt Service Funds	1,668,000
<b>Total Expenditures</b>	<b>1,668,000</b>

**Impact to Fund Balance 0**

**Est. Beginning Fund Balance 770,672**

**Est. Ending Fund Balance 770,672**





**Fund 303 - FY25 Budget Expenditure & Revenue Details**

FUND	Unit	Appt	Budget Object	Budget Object Name	FY25 Recommended	FY24 Amended	FY23 Actual
303	8267	WRA025	7051	Other Debt Retirement	1,018,000	1,018,000	1,085,360
303	8267	WRA025	7082	Other Interest	650,000	650,000	472,695
303	8267	WRA025	5940	Operating Transfers In	1,668,000	1,668,000	1,558,054
EXPENDITURES:					1,668,000	1,668,000	1,558,055
REVENUES:					1,668,000	1,668,000	1,558,054

## FUND 313 - SVWP Debt Service Fund

## FY25 Budget Summary

### Revenues

Ad-Valorem Taxes	0
Special Assessments	0
San Luis Obispo County Payment	0
Grants	0
Federal Aid (FEMA, Etc)	0
Lease & Interest Revenue	0
Development & Annexation Fees	0
Hydroelectric Revenue	0
Water Delivery & Service Fees	0
Other Revenues	0
Fund Transfer In	0
Debt Service Funds	1,756,213
<b>Total Revenues</b>	<b>1,756,213</b>

### Expenditures

Salaries & Benefits	0
General Liability & Pollution Insurances	0
County Cost Allocation Plan	0
Consultant (Non M1W)	0
Monterey One Water	0
Equipment	0
County Department Charges	0
Other Services Supplies	0
Fund Transfers Out	0
Debt Payments (CSIP, SVRP, SVWP)	0
Debt Service Funds	1,756,213
<b>Total Expenditures</b>	<b>1,756,213</b>

<b>Impact to Fund Balance</b>	<b>0</b>
-------------------------------	----------

<b>Est. Beginning Fund Balance</b>	<b>1,034,991</b>
------------------------------------	------------------

<b>Est. Ending Fund Balance</b>	<b>1,034,991</b>
---------------------------------	------------------



**Fund 313 - FY25 Budget Expenditure & Revenue Details**

FUND	Unit	Appt	Budget Object	Budget Object Name	FY25 Recommended	FY24 Amended	FY23 Actual
313	8494	WRA026	7041	Bond Principal Payments	905,000	860,000	825,000
313	8494	WRA026	7061	Interest On Bonds	851,213	895,338	933,338
313	8494	WRA026	4600	Investment Income	-	-	759
313	8494	WRA026	4675	Rents, Concessions, and Leases	1,756,213	1,755,338	1,758,338
EXPENDITURES:					1,756,213	1,755,338	1,758,338
REVENUES:					1,756,213	1,755,338	1,759,097

## FUND 426 - Interlake Tunnel Project

## FY25 Budget Summary

### Revenues

Ad-Valorem Taxes	0
Special Assessments	0
San Luis Obispo County Payment	0
Grants	0
Federal Aid (FEMA, Etc)	0
Lease & Interest Revenue	38,234
Development & Annexation Fees	0
Hydroelectric Revenue	0
Water Delivery & Service Fees	0
Other Revenues	0
Fund Transfer In	0
Debt Service Funds	0
<b>Total Revenues</b>	<b>38,234</b>

### Expenditures

Salaries & Benefits	145,789
General Liability & Pollution Insurances	0
County Cost Allocation Plan	0
Contractors/Consultants	178,588
Monterey One Water	0
Equipment	0
County Department Charges	20,000
Other Services Supplies	30,000
Fund Transfers Out	0
Debt Payments (CSIP, SVRP, SVWP)	0
Debt Service Funds	0
<b>Total Expenditures</b>	<b>374,377</b>

**Impact to Fund Balance (336,143)**

**Est. Beginning Fund Balance 661,372**

**Est. Ending Fund Balance 325,229**



## Fund 426 - FY25 Budget Expenditure & Revenue Details

FUND	Unit	Appt	Budget Object	Budget Object Name	FY25 Recommended	FY24 Amended	FY23 Actual
426	8495	WRA036	6111	Regular Employees	89,833	58,717	56,721
426	8495	WRA036	6112	Temporary Employees	-	-	207
426	8495	WRA036	6113	Overtime	-	-	45
426	8495	WRA036	6121	PERS	27,397	16,335	12,417
426	8495	WRA036	6122	Other Post-Employment Benefits	-	174	-
426	8495	WRA036	6131	FICA	6,375	1,382	2,291
426	8495	WRA036	6132	Medicare	1,637	839	797
426	8495	WRA036	6141	Flex Co Paid Insurance-Pretax	1,344	846	824
426	8495	WRA036	6142	Life Insurance	114	36	52
426	8495	WRA036	6143	Long-Term Disability Insurance	215	36	110
426	8495	WRA036	6144	Short-Term Disability Insurance	271	48	116
426	8495	WRA036	6145	Dental Insurance	332	108	211
426	8495	WRA036	6147	Vision Insurance	115	48	77
426	8495	WRA036	6148	Unemployment Insurance	-	71	-
426	8495	WRA036	6161	Workers Compensation Insurance	-	1,991	-
426	8495	WRA036	6171	Employee Assistance Program	19	-	1
426	8495	WRA036	6173	Flex-Benefit Plan Contribution	17,128	9,912	9,577
426	8495	WRA036	6174	Special Benefits	1,009	303	262
426	8495	WRA036	6175	Wellness Plan	-	46	-
426	8495	WRA036	6405	Courier Services - Internal	-	231	-
426	8495	WRA036	6406	Mail Handling Charges	-	20	-
426	8495	WRA036	6407	Minor Computer Hardware	-	-	60
426	8495	WRA036	6411	Postage and Shipping	-	144	-
426	8495	WRA036	6415	Records Retention Charge - Internal	-	16	-
426	8495	WRA036	6606	Legal Service - External	30,000	4,000	48,827
426	8495	WRA036	6607	Legal Service - Internal	20,000	8,962	10,775
426	8495	WRA036	6613	Other Professional & Special Services	178,588	981,716	248,294
426	8495	WRA036	7614	Operating Transfers Out	-	765,200	515,000
426	8495	WRA036	4600	Investment Income	38,234	7,728	19,117
426	8495	WRA036	5050	Other State Aid	-	1,916,419	708,876
426	8495	WRA036	5940	Operating Transfers In	-	-	-
EXPENDITURES:					374,377	1,851,181	906,664
REVENUES:					38,234	1,924,147	727,993

# MONTEREY COUNTY WATER RESOURCES AGENCY

## Summary Fund Balance Estimates (FB) of FY 2024-25 Recommended Budget

Fund	Fund Name	Zone	FY23 Beginning FB	FY24 Beginning FB	FY24 Amended Expenditures	FY24 Amended Revenues	FY24 Amended FB Use	FY25 Estimated Beginning FB	FY25 Expenditure	FY25 Revenue	FY25 Total FB Use	FY25 Ending Fund Balance
111	Administration Fund		2,533,679	4,310,741	5,374,265	4,909,517	(464,748)	3,845,993	6,962,120	5,286,612	(1,675,508)	2,170,485
112	Pajaro Levee	1&1A	(111,700)	1,243,368	3,640,108	2,443,673	(1,196,435)	46,933	1,045,000	1,040,356	(4,644)	42,289
116	Dam Operations (*)	2C	2,368,478	4,302,888	15,024,383	15,548,422	524,039	3,926,927	15,877,607	12,984,201	(2,893,406)	1,033,521
121	Soledad Storm Drain	8	237,642	287,577	147,903	106,435	(41,468)	246,109	129,292	108,542	(20,750)	225,359
122	Reclamation Ditch	9	1,464,970	1,283,668	2,648,376	2,650,886	2,510	1,286,178	1,968,504	2,040,285	71,781	1,357,959
124	San Lorenzo Creek	12	33,340	31,644	51,518	47,249	(4,269)	27,375	254,482	246,811	(7,671)	19,704
127	Moro Cojo Slough (^)	17	572,372	596,684	610,407	240,667	(369,740)	626,944	582,491	322,261	(260,230)	366,714
130	Hydro-Electric Ops		1,457,439	1,414,742	975,726	789,656	(186,070)	1,228,672	1,104,323	1,177,727	73,404	1,302,076
131	CSIP Operations	2B&2Y	3,945,232	3,247,842	7,908,709	7,527,636	(381,073)	2,866,769	7,133,033	6,163,072	(969,961)	1,896,808
132	SVRP Operations (~)	2B&2Z	2,343,677	2,642,341	6,394,009	5,060,202	(1,333,807)	2,508,534	6,187,071	5,726,571	(460,500)	2,048,034
134	SRDF Operations		4,513,943	3,407,279	6,810,286	5,426,002	(1,384,284)	2,022,995	3,717,282	3,595,965	(121,317)	1,901,678
303	CSIP Debt Service Fund		770,672	770,672	1,668,000	1,668,000	0	770,672	1,668,000	1,668,000	0	770,672
313	SVWP Debt Service Fund		1,034,991	1,035,749	1,755,338	1,755,338	0	1,035,749	1,756,213	1,756,213	0	1,035,749
426	Interlake Tunnel Project		767,077	588,406	1,851,181	1,924,147	72,966	661,372	374,377	38,234	(336,143)	325,229
<b>Total:</b>			<b>21,931,813</b>	<b>25,163,601</b>	<b>54,860,209</b>	<b>50,097,830</b>	<b>(4,762,379)</b>	<b>21,101,222</b>	<b>48,759,795</b>	<b>42,154,850</b>	<b>(6,604,945)</b>	<b>14,496,277</b>

(^) FY25 Estimated Beginning FB reflecting postponement of tidegate construction (\$400,000) to FY25

(\*) FY25 Estimated Beginning FB reflecting postponement of realizing Nacimiento Maintenance Grant revenue (\$900,000)

(~) FY25 Estimated Beginning FB reflecting receipts of unbudgeted \$1.2M SVB GSA grant payment in FY24

**MONTEREY COUNTY WATER RESOURCES AGENCY  
BOARD OF SUPERVISORS**

**Resolution No. 24-\_\_\_\_\_**

Resolution of the Monterey County Water Resources Agency  
Board of Supervisors to:

Approve and adopt the Monterey County Water Resources )  
Agency’s Fiscal Year 2024-25 Budget. )

**WHEREAS**, California Government Code sections 29088-29092 provide that the Board of Supervisors of each county shall adopt, by resolution, the budget; and

**WHEREAS**, the Monterey County Water Resources Agency Act (“Act”, located at California Water Code, Appendix 52) Section 15 provides the County of Monterey Board of Supervisors is the ex officio board for the Monterey County Water Resources Agency;

**WHEREAS**, Section 70(e) of the Act provides that the Monterey County Water Resources Agency Board of Supervisors is authorized to adopt the Agency budget;

**WHEREAS**, after giving due notice as required by law, the Monterey County Water Resources Agency Board of Supervisors has held public hearings for the purpose of developing the Adopted Budget for the Monterey County Water Resources Agency for Fiscal Year 2024-25; and

**WHEREAS**, the FY2024-25 Recommended Budget authorizes fund transfers of \$244,474 and \$200,000 from Fund 111 WRA Administration (BSA 111-3101) to pay for 2023 winter storm repair activities in Fund 122 Reclamation Ditch (122-9300-WRA012) and Fund 124 San Lorenzo Creek (124-9300-WRA014), respectively; and

**WHEREAS**, the Recommended Budget approves an annual assignment of \$105,000 of Fund 116 Dam Operations (BSA 116-3101) to Fund 116 capital project reserve (BSA 116-3123) in FY 2024-25; and

**WHEREAS**, at said public hearing held on May 29, 2024, the Monterey County Water Resources Agency Board of Supervisors heard all requests for the increase, decrease, or other alteration of the FY 2024-25 Recommended Budget as presented and in consideration thereof has decided upon all revisions of said Recommended Budget which it deems advisable; and

**WHEREAS**, the record of such decisions is in final form in the possession of, and will be published by the Monterey County Water Resources Agency; and

**WHEREAS**, the minimum requirements as set forth in Section 29089 of the Government Code of the State of California have been met in the budget document; and

**WHEREAS**, Section 29090 of the Government Code of the State of California permits the adoption of the budget by reference to the financing uses in the budget as finally determined.

**NOW, THEREFORE, BE IT RESOLVED that:** the Monterey County Water Resources Agency Board of Supervisors hereby adopts by reference the Fiscal Year 2024-25 Recommended Budget as received and approved during the aforementioned public hearing and as officially submitted by the General Manager of the Agency to the Auditor-Controller, with said revised budget for the County of Monterey as the Adopted Budget for the Fiscal Year 2024-25 for the Monterey County Water Resources Agency.

PASSED AND ADOPTED upon motion of Supervisor \_\_\_\_\_,  
seconded by Supervisor \_\_\_\_\_, and carried this \_\_\_\_\_ day of \_\_\_\_\_,  
2024, by the following vote, to wit:

AYES:

NOES:

ABSENT:

I, Valerie Ralph Clerk of the Board of Supervisors of the County of Monterey, State of California, hereby certify that the foregoing is a true copy of an original order of said Board of Supervisors duly made and entered in the minutes thereof of Minute Book \_\_\_ for the meeting on \_\_\_\_\_.

Dated:

Valerie Ralph, Clerk of the Board of Supervisors  
County of Monterey, State of California

By \_\_\_\_\_  
Deputy





# County of Monterey

## Item No.1

### Board Report

Board of Supervisors  
Chambers  
168 W. Alisal St., 1st Floor  
Salinas, CA 93901

Legistar File Number: WRAG 24-091

June 20, 2024

**Introduced:** 5/30/2024

**Current Status:** Agenda Ready

**Version:** 1

**Matter Type:** WR General Agenda

Adopt a resolution approving the Monterey County Water Resources Agency's Fiscal Year 2024-25 Budget.

**RECOMMENDATION:**

It is recommended that the Monterey County Water Resources Agency Board of Supervisors:

Adopt a resolution approving the Monterey County Water Resources Agency's Fiscal Year 2024-25 Budget.

**SUMMARY/DISCUSSION:**

The Monterey County Water Resources Agency (Agency) FY 2024-2025 (FY25) Recommended Budget totals \$48,759,795 in expenditures and \$42,154,850 in revenue and total full time equivalent (FTE) positions is 57 FTE, for all 14 Agency Funds. The Recommended Budget is a decrease of 11% in expenditures and a decrease of 16% in revenue from the Amended Budget of Fiscal Year 2023-24 (FY24).

The Agency's FY25 Recommended Budget authorizes the total 57 FTE, which includes 53 funded, 4 unfunded and 6 partially funded positions.

The budget authorizes an assignment of \$105,000 of Fund 116 to capital project reserve in Fund 116 and fund transfers of \$244,474 and \$200,000 of the Advance Funding Agreement payment from Fund 111 to Fund 122 and Fund 124, respectively.

The total revenue estimated in FY25 is \$42,154,850 adopting a 2.4% cost-of-living adjustment (COLA) increase to FY25's assessment charges and Water Delivery Fee of \$45.24 per acre foot water delivered. FY25's assessment charges and Water Delivery Fee were approved and adopted by the Agency's Board of Supervisors at the May 29th 2024 meeting.

Overall, FY25 budgeted expenditures exceed revenues by \$6,604,945, which will be financed with Fund Balance of Agency Funds. Ending Fund Balance of Agency's fund is estimated at \$14,496,277.

**OTHER AGENCY INVOLVEMENT:**

Staff worked with Monterey One Water for Fund 131 CSIP Operations, Fund 132 SVRP Operations, and Fund 134 SRDF Operations.

Legistar File Number: WRAG 24-091


---

The Water Resources Agency Board of Directors heard and recommended approval of the Water Resources Agency's FY25 Recommended Budget at its April 15, 2024, meeting and Agency's Board of Supervisors held the public budget hearing on May 29, 2024. No change has been made to the Recommended Budget since the budget hearing.

FINANCING:

The Water Resources Agency FY 2024-25 Recommended Budget represents a statutorily balanced budget and meets all requirements for adoption.

Prepared by: Nan Kyung Kim, Finance Manager III, (831) 755-4860

Approved by:   
1F182FFB49A2435  
Ara Azhderian, General Manager, (831) 755-4860

Attachments:

1. MCWRA FY 2024-2025 Recommended Budget
2. Resolution