



# COUNTY OF MONTEREY HEALTH DEPARTMENT

---

Elsa Jimenez, Director of Health

Administration  
Behavioral Health

Clinic Services  
Emergency Medical Services  
Environmental Health/Animal Services

Public Health  
Public Administrator/Public Guardian

Pilot Project for the Remaining Uninsured

Julie Edgcomb

Clinic Services Bureau Chief

Maura Noel, Business Analyst

October 20, 2016

# Project Overview

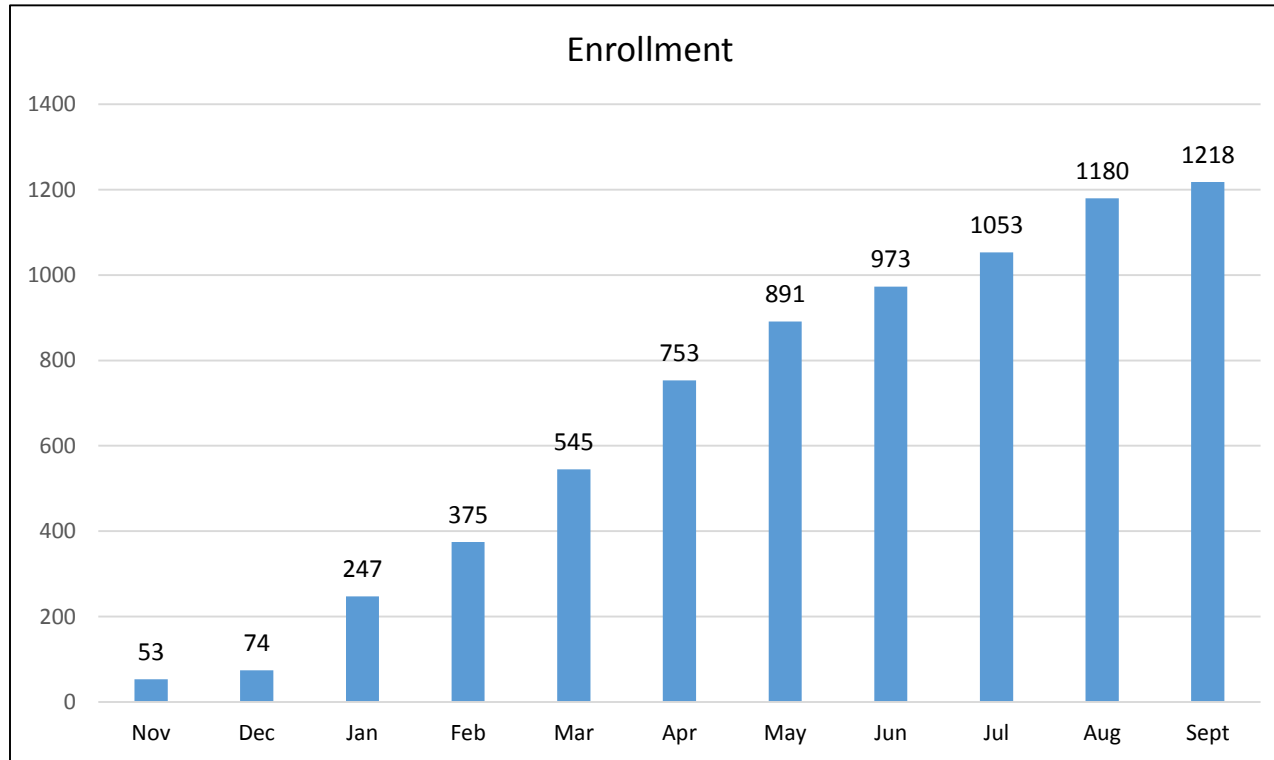
- Between 30,000 and 50,000 Monterey County Residents have no health insurance.
  - <http://www.countyhealthrankings.org/app/california/2015/measure/factors/85/data>
- The Monterey County Health Department (MCHD) and other safety net clinics provide Primary Care, but no funding was available for other critical services. Needed medical diagnostic tests and treatments were delayed because of the patient's inability to pay for them.
- On September 15, 2015 the Monterey County Board of Supervisors set aside \$500,000 for a pilot project to provide specific pharmacy, laboratory, and radiology services for this population. (Monterey County residents who do not qualify for health insurance)
- The Monterey County Board of Supervisors received quarterly updates on the Pilot project on February 2, 2016 and May 17<sup>th</sup> 2016.

# Kickoff: Media and Social Network Coverage

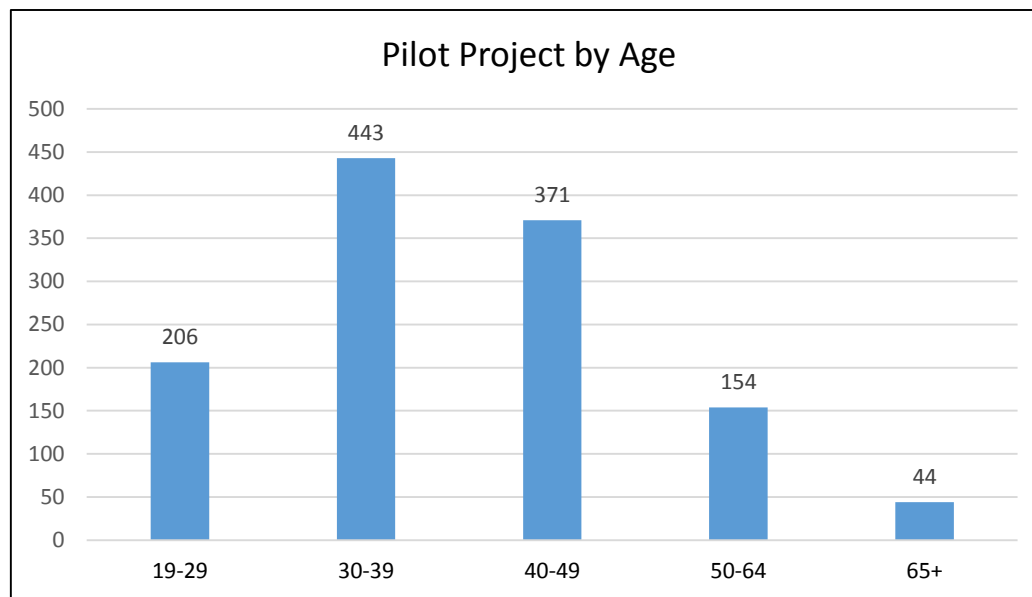
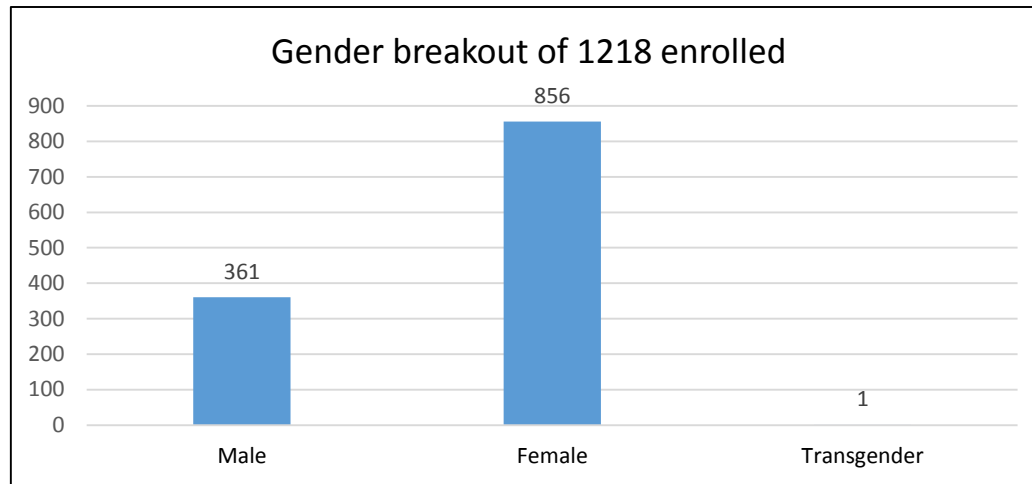
- Television news spots:
  - KSBW
  - KION
  - Entravision
- Print:
  - Monterey County Weekly insert
  - New America Media
  - CA Healthline
  - Capital Public Radio (9/29/15)
- Facebook
  - COPA
  - SEIU
  - Natividad Medical Center
- Monterey County Health Department Website

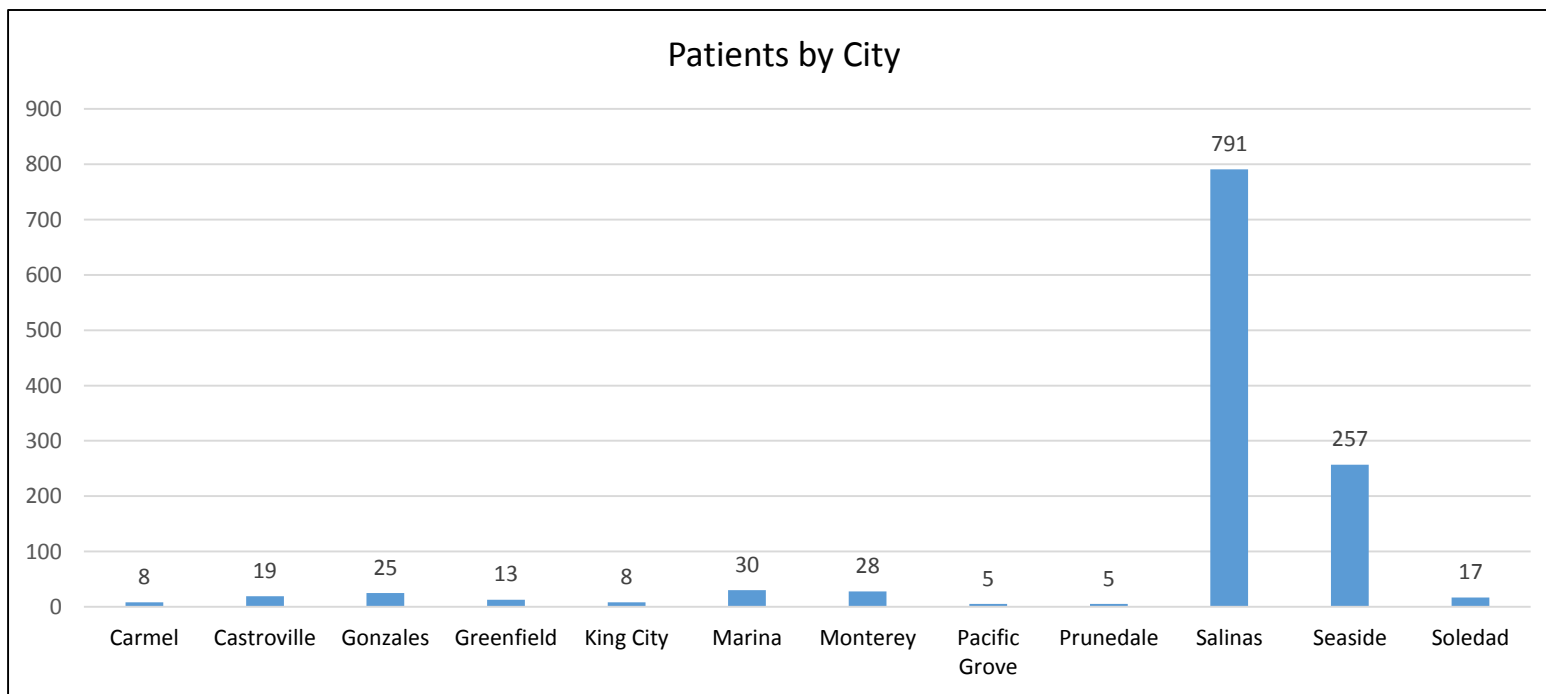
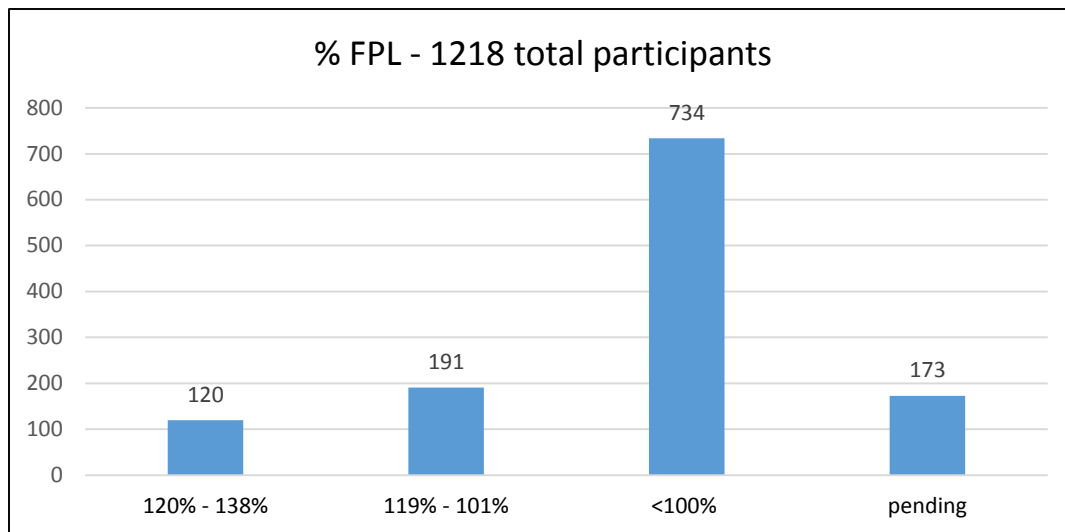
# Pilot Project for the Remaining Uninsured

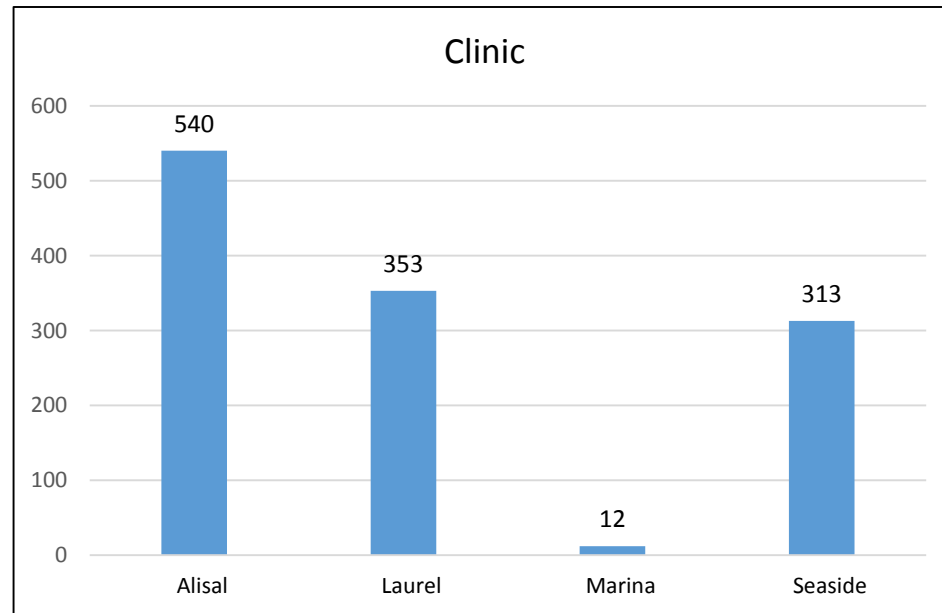
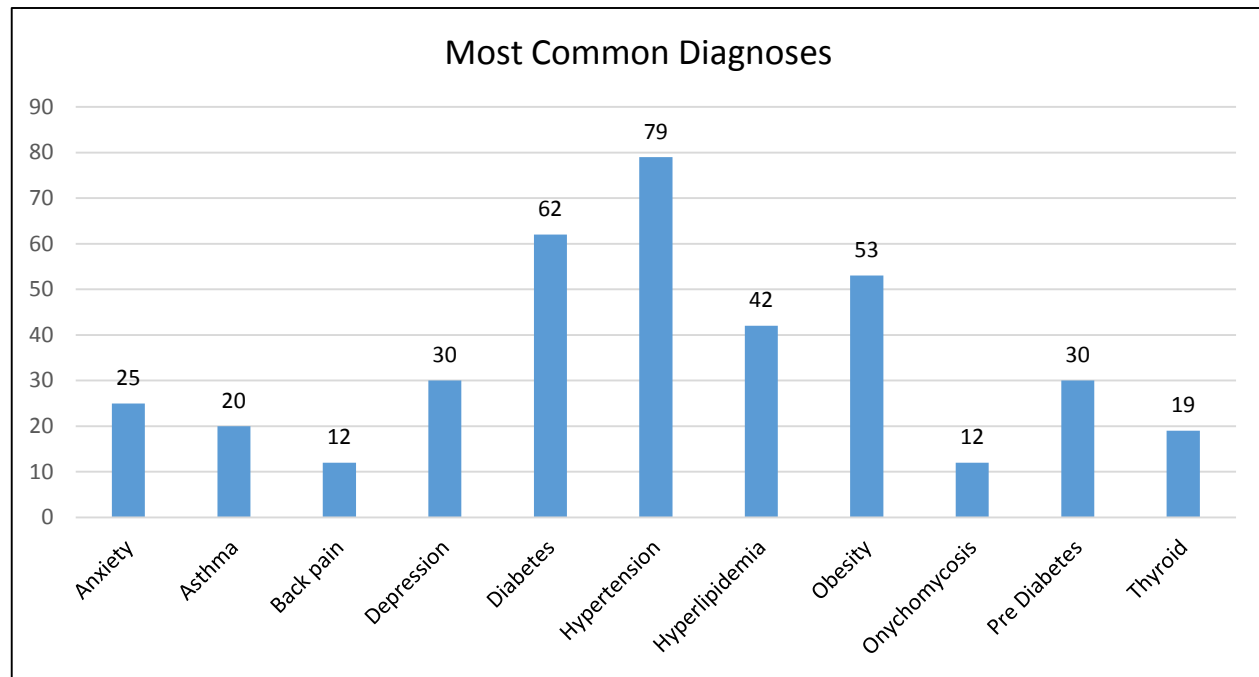
Current Status – 1,218 people enrolled as 9/15/2016

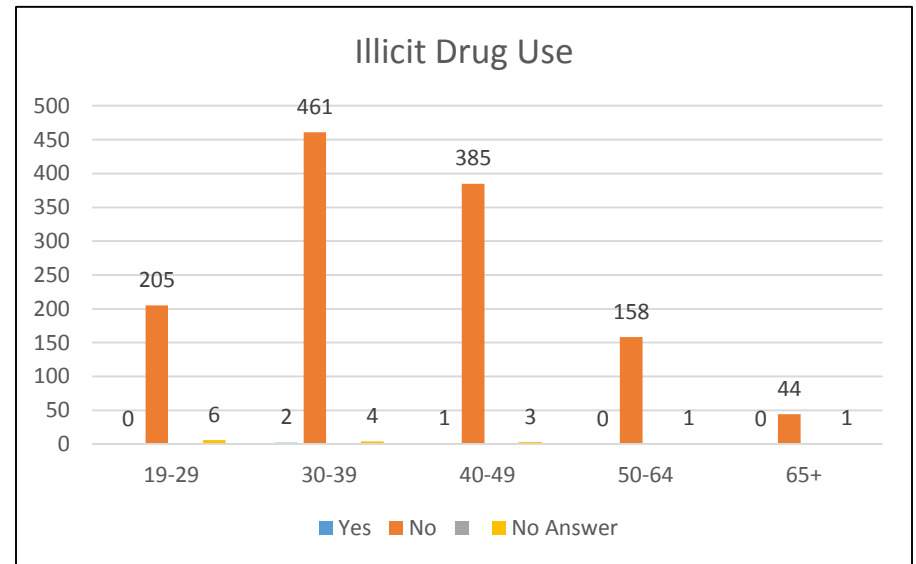
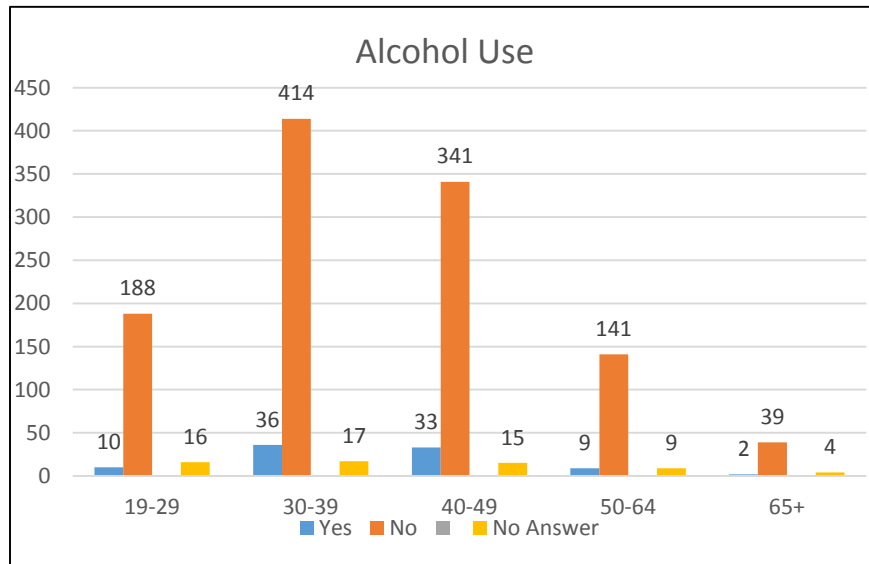
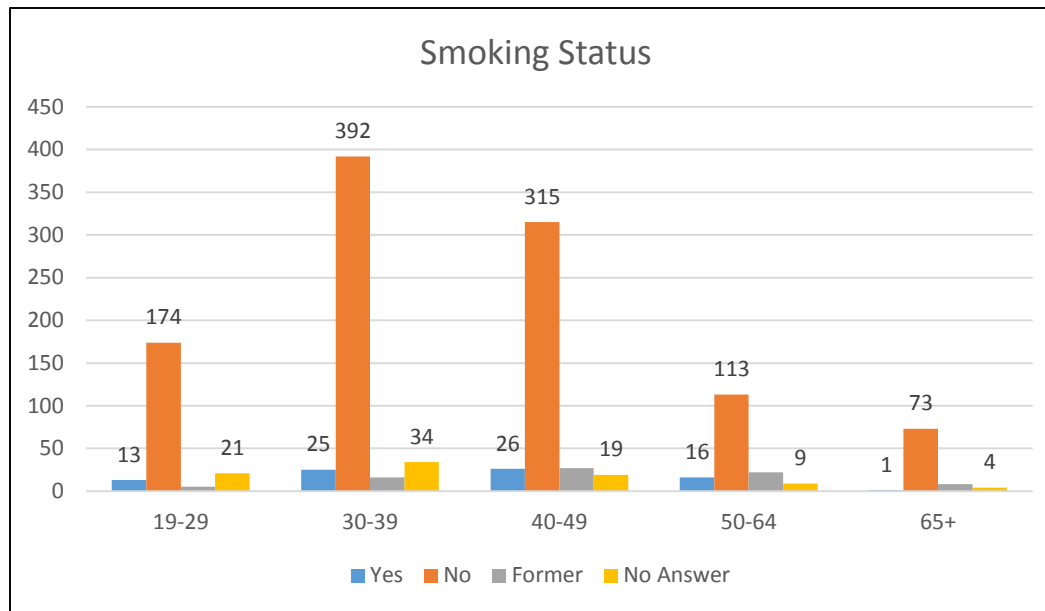


- Stopped counting patients under 19 starting in July.
- 40 – 50 patients unenrolled monthly since June. (verified over income limit, has OHC, etc.)



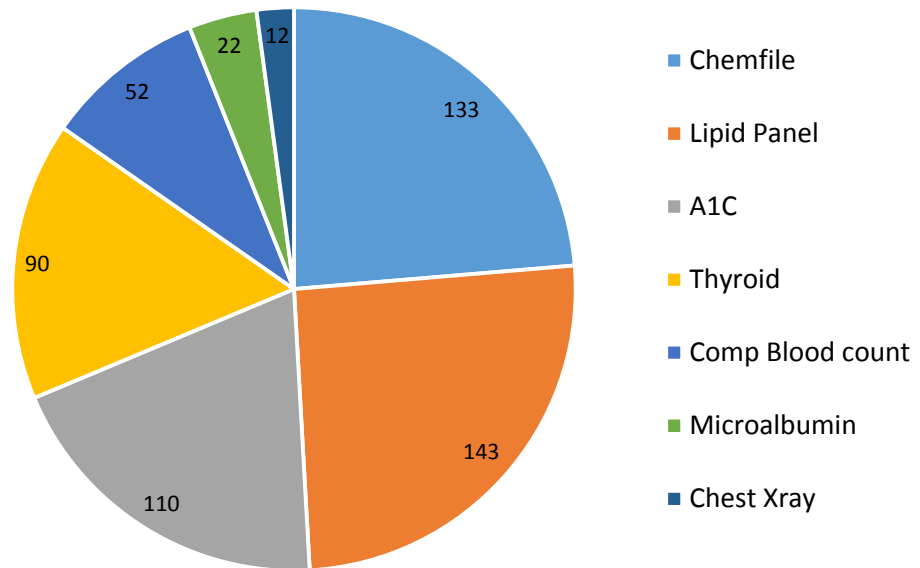




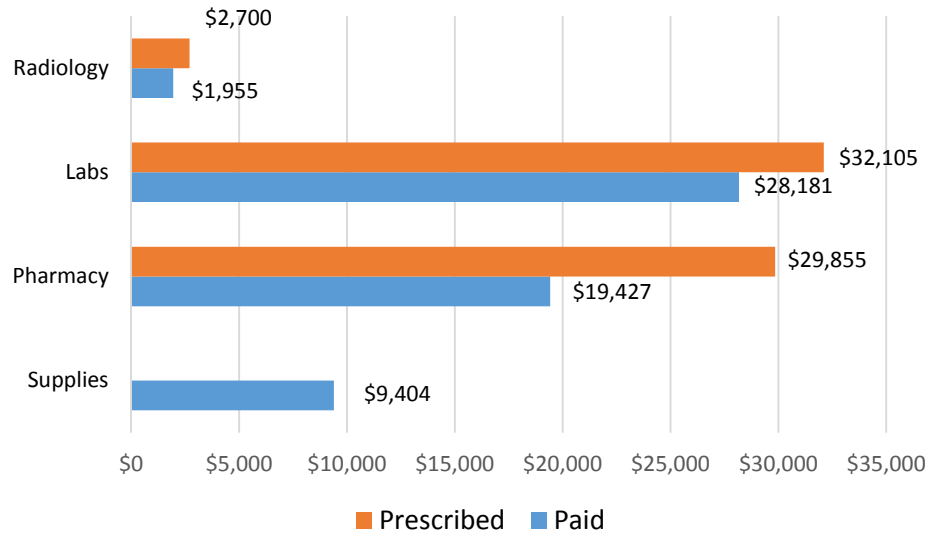




Types of Lab / Radiology services ordered



Costs to date, paid versus pending as of  
9/15/2016  
Total liability \$74,064



## Projected Run rates for Pilot

	Est new	
	# of patients	
	avg 125+	
Nov	53	
Dec	74	
Jan	247	
Feb	375	
Mar	545	
Apr	753	
May	891	\$44,550
<b>Jun</b>	<b>973</b>	<b>\$48,650</b>
Jul	1053	\$63,180
Aug	1180	\$70,800
Sep	1305	\$78,300
Oct	1430	\$85,800
Nov	1555	\$93,300
<b>Dec-16</b>	<b>1680</b>	<b>\$100,800</b>
Jan	1805	\$108,300
Feb	1930	\$115,800
Mar	2055	\$123,300
Apr	2180	\$130,800
May	2305	\$138,300
<b>Jun</b>	<b>2430</b>	<b>\$145,800</b>
Jul	2555	\$153,300
Aug	2680	\$160,800
Sep	2805	\$168,300
Oct	2930	\$175,800
Nov	3055	\$183,300
<b>Dec-17</b>	<b>3180</b>	<b>\$190,800</b>
	<b>\$190,800.00</b>	
	<b>\$61,119.60</b>	

	Est new	
	# of patients	
	avg 200+	
Nov	53	
Dec	74	
Jan	247	
Feb	375	
Mar	545	
Apr	753	
May	891	\$53,460
<b>Jun</b>	<b>973</b>	<b>\$58,380</b>
Jul	1173	\$70,380
Aug	1373	\$82,380
Sep	1573	\$94,380
Oct	1773	\$106,380
Nov	1973	\$118,380
<b>Dec-16</b>	<b>2173</b>	<b>\$130,380</b>
Jan	2373	\$142,380
Feb	2573	\$154,380
Mar	2773	\$166,380
Apr	2973	\$178,380
May	3173	\$190,380
<b>Jun</b>	<b>3373</b>	<b>\$202,380</b>
Jul	3573	\$214,380
Aug	3773	\$226,380
Sep	3973	\$238,380
Oct	4173	\$250,380
Nov	4373	\$262,380
<b>Dec-17</b>	<b>4573</b>	<b>\$274,380</b>
	<b>\$228,650.00</b>	
	<b>\$87,893.06</b>	

Current rate \$60 pmpm

CCAHCAL rate 2015  
for Lab, xray and radiology  
19.22 pmpm