

AMENDMENT No. 1 TO
UNIFIED FRANCHISE AGREEMENT
BETWEEN THE COUNTY OF MONTEREY
AND

HEALTH DEPARTMENT
OCT 21 2011
ENVIRONMENTAL HEALTH

USA WASTE OF CALIFORNIA, INC.
DBA CARMEL MARINA CORPORATION

FOR THE EXCLUSIVE COLLECTION OF SOLID WASTE AND RECYCLABLES IN
UNINCORPORATED MONTEREY COUNTY

THIS AMENDMENT is made to an AGREEMENT for the Exclusive Collection of Solid Waste and Recyclables in Unincorporated Monterey County dated February 9, 2010, by and between the County of Monterey (the "County") and USA Waste of California Inc., dba Carmel Marina Corporation ("Contractor") and together, the "Parties".

WHEREAS, the County and Contractor wish to amend the AGREEMENT to change the effective day of the rate adjustment, the timeline for the submission of the rate adjustment request, and the format of Exhibit 1 Approved Rates and Charges

NOW THEREFORE, the County and Contractor hereby agree to amend the AGREEMENT in the following manner:

1. Amend Article 13, Sections 13.13 through 13.14.2 as follows:

13.13 Adjustments to Service Rates, Surcharges and Fees. Beginning on January 1, 2012 and annually thereafter, subject to CONTRACTOR'S compliance with all provisions of this Article, each Collection Service rate, fee or surcharge as set forth in Exhibit 1 to this Agreement shall be adjusted by the Refuse Rate Index as set forth in Section 13.13.1 below.

13.13.1 Refuse Rate Index (RRI) Adjustment. The RRI adjustment shall be the sum of the weighted percentage change in the annual average of each RRI index number between the base calendar year, which shall be the prior preceding Calendar Year ending December 31st and the preceding Calendar Year ending December 31st and the percentage change in the most recently approved Disposal tip fee charged to CONTRACTOR at the SVSWA Disposal Facility and/or the MRWMD Disposal Facility, as appropriate, and the prior tipping fee (from the most recently approved tip fee), at the time the RRI is submitted to the County. Therefore, the first rate adjustment will be based on the percentage changes between the Annual Average of the RRI indices for the Calendar

Year 2009 and the Annual Average of the RRI indices for the Calendar Year 2010. The RRI shall be calculated using the RRI methodology included in Exhibit 2.

13.13.2 Annual Rate Adjustment.

13.13.2.1 On January 1, 2012, and annually thereafter, the service rates, fees and surcharges set forth in Exhibit 1 shall be adjusted by multiplying them by the RRI percentage adjustment.

13.13.2.2 However, in any year that the calculation of the RRI results in a negative number, there shall be no adjustment of those service rates, fees and surcharges.

13.13.2.3 In the subsequent year the negative RRI number from the prior year shall be added to the result of the subsequent years RRI calculation and the result shall be the RRI percentage for that subsequent year, ("adjusted RRI percentage").

13.13.2.4 The subsequent year rate adjustment shall consist of multiplying the appropriate service rate, fee or surcharge by the adjusted RRI percentage.

13.13.2.5 Annual adjustments shall be made only in units of one cent (\$0.01). Fractions of less than one cent (\$0.01) shall not be considered in making adjustments. The indices shall be truncated at four (4) decimal places for the adjustment calculations.

13.14 Financial Information. On or before August 1st of each year, during the term of this Agreement, CONTRACTOR shall deliver to COUNTY financial information for the specific services performed under this Agreement for the preceding full or partial Calendar Year. Such financial information shall be in the format as set forth in Exhibit 2, or as may be further revised by COUNTY from time to time. If CONTRACTOR fails to submit the financial information in the required format by August 1st, it is agreed that CONTRACTOR shall be deemed to have waived the annual rate adjustment for that year.


13.14.1 If CONTRACTOR'S failure to submit the financial information required under Section 13.14 is the result of extraordinary or unusual circumstances as demonstrated by CONTRACTOR to the satisfaction of the Contract Administrator, COUNTY, at its sole discretion, may consider the request for the annual rate adjustment.

13.14.2 Within seven (7) days following the Board's approval of the rate adjustment, the Contract Administrator shall notify CONTRACTOR of the adjustment to the affected service rates to take place on the subsequent January 1st.


2. Replace the current Exhibit 1 Approved Rates and Charges format with the attached new Exhibit 1 Approved Rates and Charges format
3. Except as provided herein, all remaining terms, conditions and provisions of the Agreement are unchanged and unaffected by this Amendment and shall continue in full force and effect as set forth in the Agreement.

IN WITNESS WHEREOF, the parties have executed this Amendment on the day and year written below:

COUNTY OF MONTEREY

By: 
Title: Director of Health
Date: 2/3/12

CONTRACTOR

By: 
Title: Area Vice President
Date: 10/21/2011

APPROVED AS TO FORM


By: 
Title: Deputy County Counsel
Date: 1-31-2012

Exhibit 1 Approved Rates and Charges

Effective January 1, 2012

FORM 1
COLLECTION SERVICE RATES

SINGLE FAMILY DWELLING COLLECTION SERVICE

SOLID WASTE
1ST CONTAINER

	MONTHLY RATE
CAN (32 GAL)	25.58
20 GAL CART	21.46
35 GAL CART	26.09
64 GAL CART	40.90
96 GAL CART	51.13

SOLID WASTE
ADDITIONAL CONTAINER

	MONTHLY RATE
CAN (32 GAL)	20.46
20 GAL CART	17.17
35 GAL CART	20.87
64 GAL CART	32.72
96 GAL CART	40.90

Above rates include Solid Waste container requested, up to 96 gallons in Recycling and up to 96 gallons in Green Waste

RECYCLING
ADDITIONAL CONTAINER

	MONTHLY RATE
CAN (32 GAL)	12.79
35 GAL CART	13.04
64 GAL CART	20.45
96 GAL CART	25.57

GREEN WASTE
ADDITIONAL CONTAINER

	MONTHLY RATE
CAN (32 GAL)	12.79
35 GAL CART	13.04
64 GAL CART	20.45
96 GAL CART	25.57

Can refers to customer owned 32 gallon container

ANCILLARY SERVICES

	MONTHLY RATE	
Backyard Service	19.57	for default services, 3 containers
Backyard Service	6.53	each container
Difficult to Service	150%	of base rate

All of the below rates are per occurrence.

Additional Cart Exchange	72.93	each, in excess of 1 per year
Additional Cart Replacement	72.93	each, in excess of subscribed container quantity
Excess On-Call Collection Capacity	51.18	each yard, above 5 yards, for the included on-call collection
Additional On-Call Collection Capacity	51.18	each yard, for subsequent on-call collections
Un-containerized Material Surcharge	0.51	per gallon, in excess of 1 occurrence
Return for Inaccessible Containers	51.18	over 2 times per year
Composting Bin Delivery	102.36	
NSF Fee	25.00	bad check fee
Late Payment Fee	1.5%	\$5.00 minimum not compounded

FORM 2
COLLECTION SERVICE RATES

MFD & COMMERCIAL CART RATES

SOLID WASTE		MONTHLY RATE BASED ON SERVICES PER WEEK					
1ST CONTAINER	RATE	1	2	3	4	5	6
20 GAL CART	22.49	22.49	44.98	67.47	89.96	112.45	134.94
35 GAL CART	27.60	27.60	55.20	82.80	110.40	138.00	165.60
64 GAL CART	42.95	42.95	85.90	128.85	171.80	214.75	257.70
96 GAL CART	53.18	53.18	106.36	159.54	212.72	265.90	319.08
CAN (32 GAL)	27.11	27.11	54.22	81.33	108.44	135.55	162.66

SOLID WASTE		MONTHLY RATE BASED ON SERVICES PER WEEK					
ADDITIONAL CONTAINER	RATE	1	2	3	4	5	6
20 GAL CART	17.99	17.99	35.98	53.97	71.96	89.95	107.94
35 GAL CART	22.08	22.08	44.16	66.24	88.32	110.40	132.48
64 GAL CART	34.36	34.36	68.72	103.08	137.44	171.80	206.16
96 GAL CART	42.54	42.54	85.08	127.62	170.16	212.70	255.24
CAN (32 GAL)	21.69	21.69	43.38	65.07	86.76	108.45	130.14

Can refers to customer owned 32 gallon container

MFD/commercial cart/can customers eligible for 1 cart up to 96 gallons for recyclables at no charge for each solid waste cart or can.

RECYCLING ADDITIONAL CART		MONTHLY RATE	GREEN WASTE SUBSCRIPTION CART		MONTHLY RATE
35 GAL CART		13.80			
64 GAL CART		21.47	64 GAL CART		21.47
96 GAL CART		26.59	96 GAL CART		26.59

Roll Out Service:	6.53	per cart
Difficult to Service Customers;	150%	of base rate

All of the below rates are per occurrence.

Cleaning Fee	72.93	each cart
Additional Cart Exchange	72.93	each, in excess of 1 per year
Additional Cart Replacement	72.93	each, in excess of subscribed container quantity
Excess On-Call Capacity	51.18	per yard, Multifamily customers only
Subscription On-Call Capacity	51.18	per yard
Un-containerized Material Surcharge	0.51	per gallon
Return for Inaccessible Containers	51.18	over 2 times per year
Lock Fee Greater of	25.59	per month per enclosure
	10.24	per month per container
Composting Bin Delivery	102.36	
Reactivation Fee	25.59	after County approved service suspension
NSF Fee	25.00	bad check fee
Late Payment Fee	1.5%	\$5.00 minimum not compounded

**FORM 3A
COLLECTION SERVICE RATES**

MFD & COMMERCIAL BIN RATES in the MRWMD

SOLID WASTE

NON-COMPACTED BINS

CUBIC YARDS	Per Yard	MONTHLY RATE BASED ON SERVICES PER WEEK					
		1	2	3	4	5	6
1	101.35	101.35	202.70	304.05	405.40	506.75	608.10
1.5	89.70	134.55	269.10	403.65	538.20	672.75	807.30
2	78.04	156.08	312.16	468.24	624.32	780.40	936.48
3	78.04	234.12	468.24	702.36	936.48	1,170.60	1,404.72
4	75.00	300.00	600.00	900.00	1,200.00	1,500.00	1,800.00
6	71.96	431.76	863.52	1,295.28	1,727.04	2,158.80	2,590.56
8	68.92	551.36	1,102.72	1,654.08	2,205.44	2,756.80	3,308.16

At 25% of base rate At 50% base rate

Extra Pick Up On routed day	Special Pick Up Non routed day
25.34	50.68
33.64	67.28
39.02	78.04
58.53	117.06
75.00	150.00
107.94	215.88
137.84	275.68

COMPACTED BINS

CUBIC YARDS	Per Yard	MONTHLY RATE BASED ON SERVICES PER WEEK					
		1	2	3	4	5	6
1	202.70	202.70	405.40	608.10	810.80	1,013.50	1,216.20
2	156.08	312.16	624.32	936.48	1,248.64	1,560.80	1,872.96
3	156.08	468.24	936.48	1,404.72	1,872.96	2,341.20	2,809.44
4	150.00	600.00	1,200.00	1,800.00	2,400.00	3,000.00	3,600.00
5	146.96	734.80	1,469.60	2,204.40	2,939.20	3,674.00	4,408.80
6	143.92	863.52	1,727.04	2,590.56	3,454.08	4,317.60	5,181.12
7	140.88	986.16	1,972.32	2,958.48	3,944.64	4,930.80	5,916.96
8	137.84	1,102.72	2,205.44	3,308.16	4,410.88	5,513.60	6,616.32

Extra Pick Up On routed day	Special Pick Up Non routed day
50.68	101.35
78.04	156.08
117.06	234.12
150.00	300.00
183.70	367.40
215.88	431.76
246.54	493.08
275.68	551.36

Service Rate for multiple Bins shall be calculated by multiplying the Container size by the number of Containers.
Compacted rate is 2 times the uncompacted rate.

MFD/Commercial bin customers eligible for 1/2 of solid waste capacity in recycling bin or cart service at no charge.
Compacted solid waste counts as 2 times uncompacted for recycling calculation.

For example, (1) 4 cubic yard compacted solid waste bin eligible for (1) 4 cubic yard recyclables bin at no charge.

ADDITIONAL RECYCLING - BINS

40.94	Per yard over free capacity
-------	-----------------------------

For additional recycling carts and subscription green waste service, rates on Form 2 will apply.

PUSH RATES

1-25 ft	26-49 ft	50-75 ft	76-100 ft	101-125 ft	126+ ft
25.59	51.18	76.77	102.36	127.95	153.54

All of the above rates are monthly except extra and special pickups.

Cleaning Fee	115.16	each bin
Additional Bin Exchange	76.77	each, in excess of 1 per year
Additional Bin Replacement	460.62	each, in excess of subscribed container quantity
Excess On-Call Capacity	95.96	per yard, Multifamily customers only
Subscription On-Call Capacity	95.96	per yard
Bin Overflow	102.36	per yard
Return for Inaccessible Containers	51.18	over 2 times per year
Lock Fee Greater of:	25.59	per month per enclosure
	10.24	per month per container
Composting Bin Delivery	102.36	
Reactivation Fee	25.59	after County approved service suspension
NSF Fee	25.00	bad check fee
Late Payment Fee	1.5%	\$5.00 minimum not compounded

**FORM 3B
COLLECTION SERVICE RATES**

MFD & COMMERCIAL BIN RATES in the SVSWA

SOLID WASTE

NON-COMPACTED BINS		MONTHLY RATE BASED ON SERVICES PER WEEK					
CUBIC YARDS	Per Yard	1	2	3	4	5	6
1	147.73	147.73	295.46	443.19	590.92	738.65	886.38
1.5	132.95	199.43	398.85	598.28	797.70	997.13	1,196.55
2	118.18	236.36	472.72	709.08	945.44	1,181.80	1,418.16
3	113.75	341.25	682.50	1,023.75	1,365.00	1,706.25	2,047.50
4	109.32	437.28	874.56	1,311.84	1,749.12	2,186.40	2,623.68
6	104.89	629.34	1,258.68	1,888.02	2,517.36	3,146.70	3,776.04
8	100.45	803.60	1,607.20	2,410.80	3,214.40	4,018.00	4,821.60

At 25% of base rate	At 50% base rate
Extra Pick Up	Special Pick Up
On routed day	Non routed day
36.93	73.87
49.86	99.71
59.09	118.18
85.31	170.63
109.32	218.64
157.34	314.67
200.90	401.80

COMPACTED BINS		MONTHLY RATE BASED ON SERVICES PER WEEK					
CUBIC YARDS	Per Yard	1	2	3	4	5	6
1	295.46	295.46	590.92	886.38	1,181.84	1,477.30	1,772.76
2	236.36	472.72	945.44	1,418.16	1,890.88	2,363.60	2,836.32
3	227.50	682.50	1,365.00	2,047.50	2,730.00	3,412.50	4,095.00
4	218.64	874.56	1,749.12	2,623.68	3,498.24	4,372.80	5,247.36
5	214.21	1,071.05	2,142.10	3,213.15	4,284.20	5,355.25	6,426.30
6	209.78	1,258.68	2,517.36	3,776.04	5,034.72	6,293.40	7,552.08
7	205.34	1,437.38	2,874.76	4,312.14	5,749.52	7,186.90	8,624.28
8	200.90	1,607.20	3,214.40	4,821.60	6,428.80	8,036.00	9,643.20

Extra Pick Up	Special Pick Up
On routed day	Non routed day
73.87	147.73
118.18	236.36
170.63	341.25
218.64	437.28
267.76	535.53
314.67	629.34
359.35	718.69
401.80	803.60

Service Rate for multiple Bins shall be calculated by multiplying the Container size by the number of Containers.
Compacted rate is 2 times the uncompacted rate.

MFD/Commercial bin customers eligible for 1/2 of solid waste capacity in recycling bin or cart service at no charge.
Compacted solid waste counts as 2 times uncompacted for recycling calculation.

For example, (1) 4 cubic yard compacted solid waste bin eligible for (1) 4 cubic yard recyclables bin at no charge.

ADDITIONAL RECYCLING - BINS

40.94	Per yard over free capacity
-------	-----------------------------

For additional recycling carts and subscription green waste service, rates on Form 2 will apply.

PUSH RATES

1-25 ft	26-49 ft	50-75 ft	76-100 ft	101-125 ft	126+ ft
25.59	51.18	76.77	102.36	127.95	153.54

All of the above rates are monthly except extra and special pickups.

Cleaning Fee	115.16	each bin
Additional Bin Exchange	76.77	each, in excess of 1 per year
Additional Bin Replacement	460.62	each, in excess of subscribed container quantity
Excess On-Call Capacity	95.96	per yard, Multifamily customers only
Subscription On-Call Capacity	95.96	per yard
Bin Overflow	102.36	per yard
Return for Inaccessible Containers	51.18	over 2 times per year
Lock Fee Greater of:	25.59	per month per enclosure
	10.24	per month per container
Composting Bin Delivery	102.36	
Reactivation Fee	25.59	after County approved service suspension
NSF Fee	25.00	bad check fee
Late Payment Fee	1.5%	\$5.00 minimum not compounded

FORM 4A **COLLECTION SERVICE RATES**

MFD & COMMERCIAL ROLL-OFF RATES in the MRWMD

SOLID WASTE NON-COMPACTED BOXES

CUBIC YARDS	PER PULL
up to 6	324.68
7-8	374.29
9-10	423.65
11-15	473.01
16-20	508.09
21-30	576.70
31-40	704.80
41-50	843.84

SOLID WASTE COMPACTED BOXES

CUBIC YARDS	PER PULL
up to 6	434.42
7-10	484.55
11-15	582.77
16-20	680.99
21-30	806.13
31-40	933.87
41-50	1,120.89

Rates include all disposal

Minimum weekly service, up to 6 times per week

Relocation	102.36	
Dry Run	153.54	trip charge, no haul
Stand By	204.72	per hour
Stand By	1,228.32	per day
Composting Bin Delivery	102.36	
Reactivation Fee	25.59	after County approved service suspension
NSF Fee	25.00	bad check fee
Late Payment Fee	1.5%	\$5.00 minimum not compounded

All services are charged on a per occurrence basis.

MFD/Commercial box customers eligible for 1/2 of solid waste capacity in recyclables capacity at no charge.
Compacted solid waste counts as 2 times uncompacted for recycling calculation.

ADDITIONAL RECYCLING - BINS

40.94	Per yard over free capacity
-------	-----------------------------

ADDITIONAL RECYCLING - BOXES

Customers with 90% clean recyclables loads eligible for the following discounted haul rates

50%	Loads greater than 1.5 but less than 2.5 tons
75%	Loads greater than or equal to 2.5 tons

FORM 4B **COLLECTION SERVICE RATES**

MFD & COMMERCIAL ROLL-OFF RATES in the SVSWA

SOLID WASTE NON-COMPACTED BOXES

CUBIC YARDS	PER PULL
up to 6	373.56
7-8	424.50
9-10	495.26
11-15	566.00
16-20	650.90
21-30	674.86
31-40	824.62
41-50	1,027.86

SOLID WASTE COMPACTED BOXES

CUBIC YARDS	PER PULL
up to 6	458.46
7-10	511.38
11-15	552.86
16-20	594.35
21-30	1,061.53
31-40	1,074.13
41-50	1,287.75

Rates include all disposal

Minimum weekly service, up to 6 times per week

Relocation	102.36	
Dry Run	153.54	trip charge, no haul
Stand By	204.72	per hour
Stand By	1,228.32	per day
Composting Bin Delivery	102.36	
Reactivation Fee	25.59	after County approved service suspension
NSF Fee	25.00	bad check fee
Late Payment Fee	1.5%	\$5.00 minimum not compounded

All services are charged on a per occurrence basis.

MFD/Commercial box customers eligible for 1/2 of solid waste capacity in recyclables capacity at no charge.
Compacted solid waste counts as 2 times uncompacted for recycling calculation.

ADDITIONAL RECYCLING - BINS

40.94	Per yard over free capacity
-------	-----------------------------

ADDITIONAL RECYCLING - BOXES

Customers with 90% clean recyclables loads eligible for the following discounted haul rates

50%	Loads greater than 1.5 but less than 2.5 tons
75%	Loads greater than or equal to 2.5 tons

FORM 5
COLLECTION SERVICE RATES

TEMPORARY ON-CALL BIN AND ROLL-OFF COLLECTION SERVICE

**SOLID WASTE
BINS**

CUBIC YARDS	PER PULL
1	95.52
1.5	120.09
2	144.66
3	216.98
4	277.22
6	397.68
8	506.04

**SOLID WASTE
NON-COMPACTED BOXES**

CUBIC YARDS	PER PULL
up to 6	261.59
7-10	284.34
11-20	341.20
21-30	420.81
31-40	511.80
41-50	603.81

Customers may keep On-Call Bins and Roll-off Containers for five (5) Work Days, not counting the delivery and removal days.

**SOLID WASTE
COMPACTED BOXES**

CUBIC YARDS	PER PULL
up to 6	326.98
7-10	355.41
11-15	390.96
16-20	426.50
21-30	526.02
31-40	639.75
41-50	753.48

Compacted boxes refers to customer-owned compactors

Provided on a temporary or irregular basis.

Relocation	102.36	
Dry Run	153.54	trip charge, no haul
Demurrage Per Day	10.24	temporary rental, after five (5) days, not including delivery and removal days
Stand By	204.72	per hour
Stand By	1,228.32	per day
Composting Bin Delivery	102.36	
Reactivation Fee	25.59	after County approved service suspension
NSF Fee	25.00	bad check fee
Late Payment Fee	1.5%	\$5.00 minimum not compounded

All services are charged on a per occurrence basis.

Note: All Bin, compacted box and non-compacted box per pull service rates consist of collection rates and franchise fees only; disposal will be based on actual disposal costs plus a 10% franchise fee. The total customer rate will be the pull rate (collection and franchise fee), and disposal and the disposal franchise fee.

RECYCLING CAPACITY - BINS

40.94	Per yard
-------	----------

RECYCLING CAPACITY - ROLL-OFF

Customers with 90% clean recyclables loads eligible for the following discounted haul rates

50%	Loads greater than 1.5 but less than 2.5 tons
75%	Loads greater than or equal to 2.5 tons

Pilot Program

Bagster 177.78 per service, including disposal
bag purchased separately

FORM 6A **COLLECTION SERVICE RATES**

SPECIAL EVENT RATES in the MRWMD

SOLID WASTE BINS

CUBIC YARDS	PER LIFT
1	101.35
1.5	134.55
2	156.07
3	234.12
4	299.99
6	431.74
8	551.33

SOLID WASTE NON-COMPACTED BOXES

CUBIC YARDS	PER PULL
up to 6	324.68
7-10	374.29
11-20	508.09
21-30	576.70
31-40	704.80
41-50	843.84

Rates include all disposal

Special Event Collection Service eligible for equal solid waste capacity in recycling at no charge

ADDITIONAL RECYCLING - BINS

40.94	Per yard over free capacity
-------	-----------------------------

ADDITIONAL RECYCLING - BOXES

Customers with 90% clean recyclables loads eligible for the following discounted haul rates

50%	Loads greater than 1.5 but less than 2.5 tons
75%	Loads greater than or equal to 2.5 tons

Relocation	102.36	
Dry Run	153.54	trip charge, no haul
Stand By	204.72	per hour
Stand By	1,228.32	per day
Cleaning Fee	115.16	each container
Container Overflow	102.36	per yard
Lock Fee	25.59	per enclosure
Greater of:	10.24	per container
Reactivation Fee	25.59	after County approved service suspension
NSF Fee	25.00	bad check fee
Late Payment Fee	1.5%	\$5.00 minimum not compounded

All services are charged on a per occurrence basis.

FORM 6B
COLLECTION SERVICE RATES

SPECIAL EVENT RATES in the SVSWA

**SOLID WASTE
BINS**

CUBIC YARDS	PER LIFT
1	147.73
1.5	199.43
2	236.36
3	341.25
4	437.27
6	629.31
8	803.63

**SOLID WASTE
NON-COMPACTED BOXES**

CUBIC YARDS	PER PULL
up to 6	373.56
7-10	424.50
11-20	650.90
21-30	674.86
31-40	824.62
41-50	1,027.86

Rates include all disposal

Special Event Collection Service eligible for equal solid waste capacity in recycling at no charge

ADDITIONAL RECYCLING - BINS

40.94	Per yard over free capacity
-------	-----------------------------

ADDITIONAL RECYCLING - BOXES

Customers with 90% clean recyclables loads eligible for the following discounted haul rates

50%	Loads greater than 1.5 but less than 2.5 tons
75%	Loads greater than or equal to 2.5 tons

Relocation	102.36	
Dry Run	153.54	trip charge, no haul
Stand By	204.72	per hour
Stand By	1,228.32	per day
Cleaning Fee	115.16	each container
Container Overflow	102.36	per yard
Lock Fee	25.59	per enclosure
Greater of:	10.24	per container
Reactivation Fee	25.59	after County approved service suspension
NSF Fee	25.00	bad check fee
Late Payment Fee	1.5%	\$5.00 minimum not compounded

All services are charged on a per occurrence basis.

FORM 7
MAXIMUM RATES

EMERGENCY SERVICE RATES

EMPLOYEES

Labor Position	Hourly Rate
Driver	153.54
Supervisor	179.13
Helper	102.36

EQUIPMENT

Equipment Type	Make & Model	Hourly Rate
Side Loader	Autocar	153.54
Commercial Front End Loader	Autocar	179.13
Rear End Loader	Autocar	153.54
Roll Off	Autocar	153.54
Flat Bed Truck	Autocar	76.77

Collection Vehicle Travel Costs per Mile	7.17
------------------------------------------	------

FORM 8
DISPOSAL COSTS PER GALLON AND CUBIC YARD

Form	Cost
Form 1 the average disposal cost per gallon.	0.03
Form 2 the average disposal cost per gallon.	0.03
Form 3A the average disposal cost per cubic yard in MRWMD.	2.90
Form 3B the average disposal cost per cubic yard in SVSWA.	3.81
Form 4A the average disposal cost per cubic yard in MRWMD.	2.90
Form 4B the average disposal cost per cubic yard in SVSWA.	3.81
For Form 6A the average disposal cost per cubic yard in MRWMD.	2.90
Form 6B the average disposal cost per cubic yard in SVSWA.	3.81