

Attachment A

Monterey-Salinas Transit

Community Update

MST Fast Facts

MST

SERVICE AREA



MST

MONTEREY-SALINAS TRANSIT

MST Fast Facts

MST

FIXED ROUTE

Population Served: **435,232**
Service Area: **295 square miles**
Fleet Size: **122**
Operating Expenses FY 2017: **\$37,233,619**
Capital Expenses FY 2017: **\$10,532,211**
Passengers Carried: **4,262,312**
Farebox Recovery Ratio: **26.6%**
Stops in Service Area: **1,317**
Revenue Miles Traveled: **4,572,297**
Routes: **58**
Employees: **250**

MST

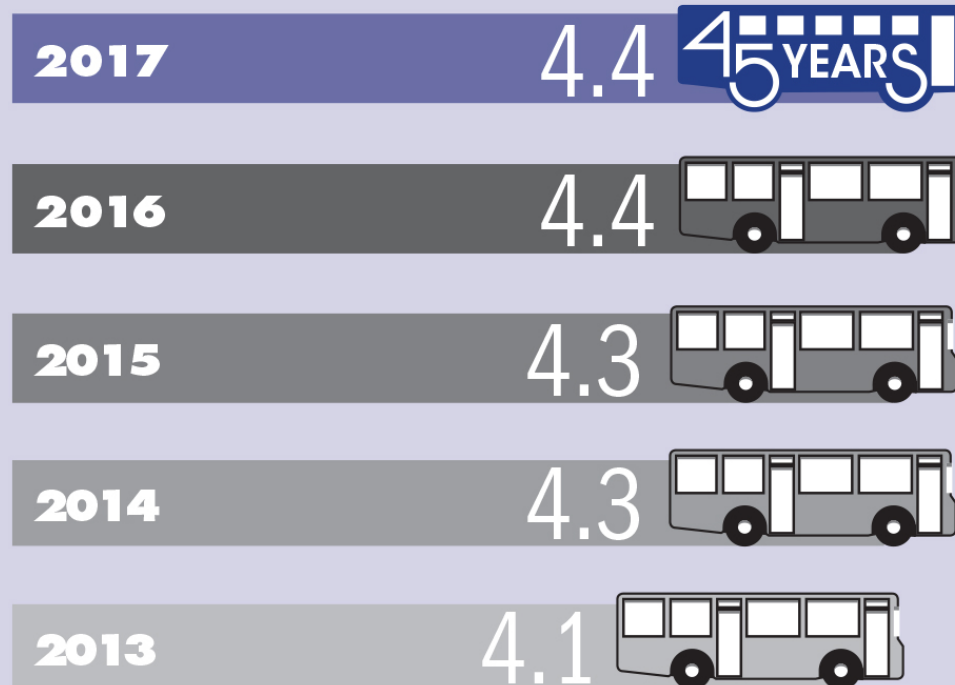
RIDES

Fleet Size: **34**
Operating Expenses FY 2017: **\$4,114,519**
Capital Expenses FY 2017: **\$707,391**
Passengers Carried: **132,769**
Farebox Recovery Ratio: **11.7%**
Revenue Miles Traveled: **976,231**

MST Fast Facts

2017 MST **RIDERSHIP**

Total Number of Passenger Boardings Between July 1, 2016
and June 30, 2017 (in Millions)

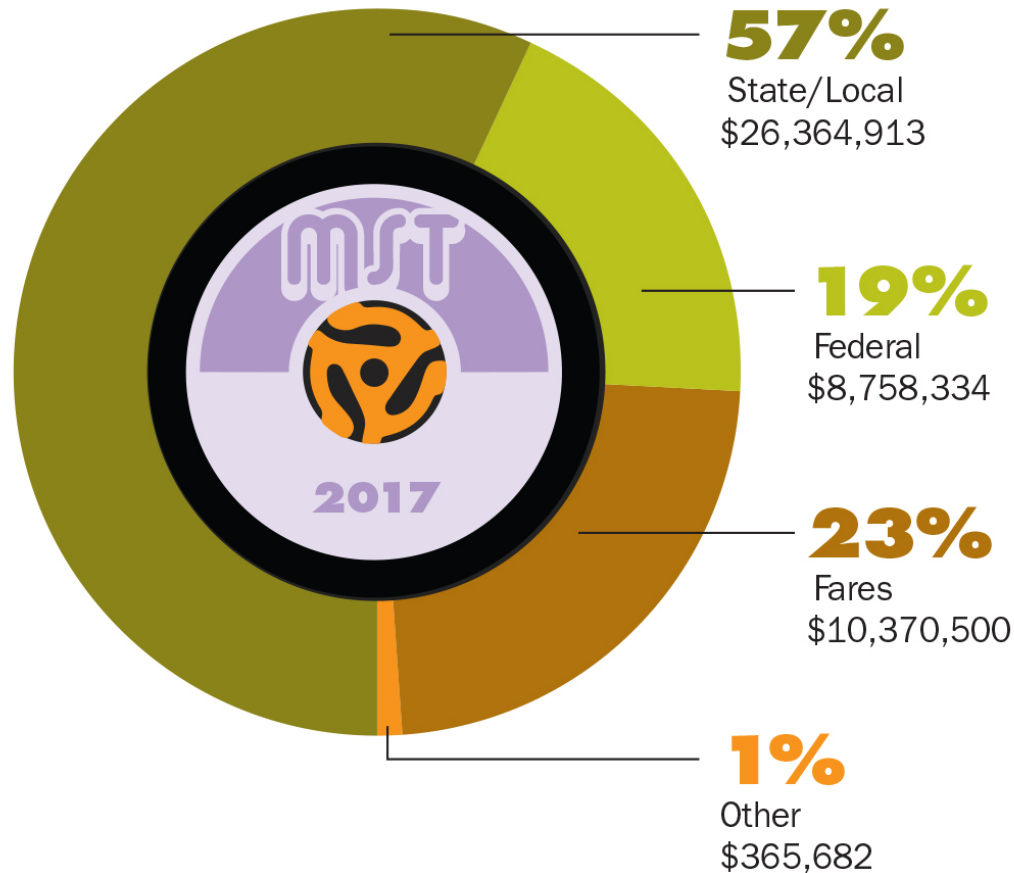


MST Fast Facts

- 231,706 miles between preventable accidents
- 89% on time performance
- 91% of riders rate MST service good or excellent
- Recognized Nationally as an innovative leader

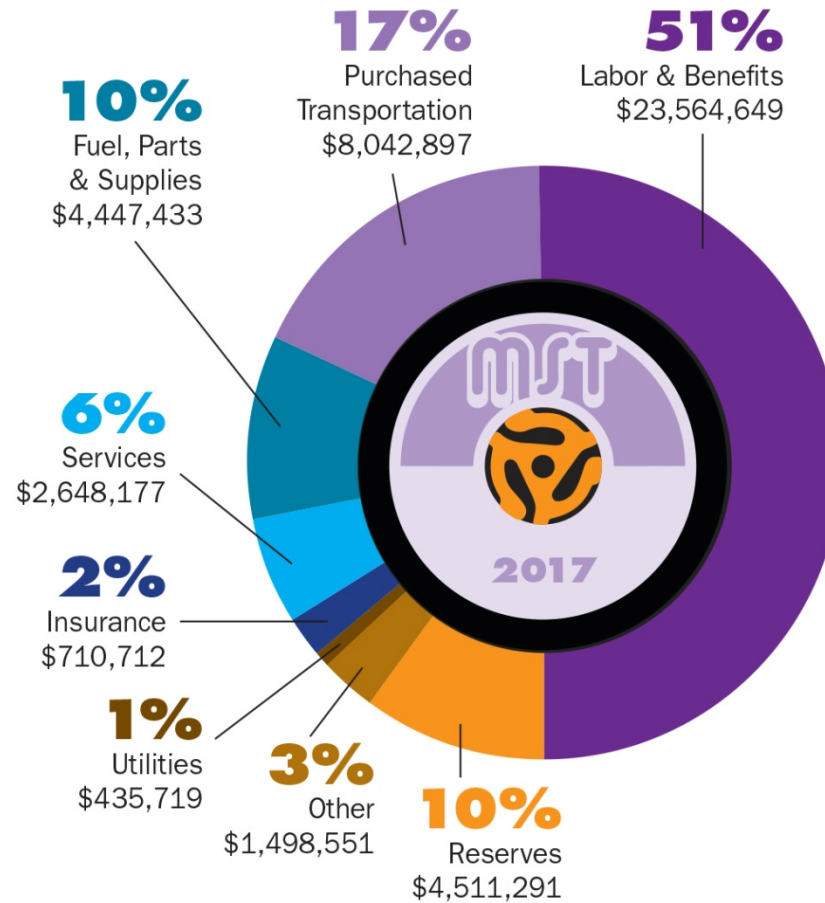
MST Budget

OPERATING REVENUE **\$45,859,429**



MST Budget

OPERATING EXPENSES **\$45,859,429**



Recent Accomplishments

- RealTime bus arrival information deployed
- Monterey Bay bus facility under construction
- Grant to build new bus facility in King City
- 33 new buses arriving this year:
 - 26 standard buses
 - 2 zero emission buses
 - 5 MST trolleys
- Discounts and new services for seniors, veterans and persons with disabilities

MST RealTime

RealTime bus arrivals via:

- Telephone
- Smart phone app
- Text message
- Google Maps





Monterey-Salinas Transit x Play / Sand City Station x

Secure | https://www.google.com/maps/dir/Playa+Sand+City+Station,+Sand+City,+CA+93955/Steinbeck+Museum,+Main+Street,+Salinas,+CA/@36.6532295,-121.8207369,12z/am=t/data=!4m17!4m16!1m11s...

from Playa / Sand City Station, Sand City, CA 93955 to National Steinbeck Center, 1 Main St, Salinas, CA 9...

3:41 PM - 4:20 PM (39 min)

20

3:41 PM from Playa / Sand City Station - 1 min late
\$3.50 1 min

SCHEDULE EXPLORER

3:41 PM ○ Playa / Sand City Station
Sand City, CA 93955

3:40 PM
3:41 PM

20 Salinas
38 min (31 stops) - 1 min late · Stop ID: 5460


4:19 PM ○ Salinas Transit Center / Gate 7

Walk
About 1 min, 466 ft

4:20 PM ● National Steinbeck Center
1 Main St, Salinas, CA 93901

Cost: \$3.50


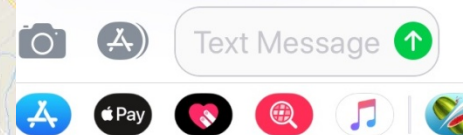
Tickets and information
Monterey-Salinas Transit • 1 (888) 678-2871



Next 0788

(MSTNEXT):NEX
T: 0788

Line	Arrivals
Linea	Llegadas
JZB	12:37p
JZB	1:07p(s)
012	1:10p
JZB	1:37p(s)
094	1:37p(s)



MST South County Campaign

- Grant funded promotional campaign
- April – July 2017
- TV, radio, bus, billboard on Highway 101 in Chualar, and social media
- 15 years serving South County
- 200,000 passengers annually
- May 4th ride free on line 23



MST Measure Q

- 1/8 of one percent county-wide sales tax to protect and maintain transit services for veterans, seniors and persons with disabilities
- November 2014
- Passed with 72.4 % support




MST Measure Q 5-Year Plan

- Protect and enhance existing services
- Paratransit emergency response module
- Veteran free annual bus pass program
- Veteran helping veterans program
- Volunteer driver reimbursement program
- Flex voucher system


MST and Measure X

- 3/8 of one-percent countywide sales tax to support local roads, regional mobility, and transit services for youth seniors, working families and persons with disabilities for 30 years
- Estimated dollars raised over the life of the tax: \$600 million (2015 dollars)
- Nov 2016 - 67.7% support



MST and Measure X

- Highway 1 rapid bus (Surf!) - \$15M
- Salinas Valley commuter bus / facilities - \$25M
- Transportation for seniors and persons with disabilities - \$15M



The Future of MST.....



MST Major Projects

- Operations and maintenance facilities:
 - Monterey Bay (April 2018)
 - South County \$11.2M (2019)
 - Salinas \$14.5M (2020)
- Salinas Mobility Center (July 2018)
- Salinas Transit Center improvements \$400K (July 2018)
- Highway 1 rapid bus corridor \$40.7M (2023)

MST Major Challenges

- Bus driver recruitment
- National Highway Trust Fund insolvency
- Zero emission bus regulations
- Efforts to repeal State gas tax funds

Thank You!

Follow us on social media

Facebook: @montereysalinas.transit

Twitter: @MST_BUS

Instagram: mst_bus

www.mst.org • 888-MST-BUS1