

# County of Monterey Special Districts

---

2018-19 ANNUAL REPORT

BOARD OF SUPERVISORS: DECEMBER 11, 2018

LEGISTAR #: 18-1152

MELANIE BERETTI, PROPERTY ADMINISTRATION/SPECIAL PROGRAMS MANAGER

LYNETTE REDMAN, MANAGEMENT ANALYST III, RMA – SPECIAL DISTRICTS

# Special Districts

## Types of Districts and Services

---

### County Service Areas (CSAs)

- 37 Active CSAs
- 2 Inactive CSAs

### County Sanitation Districts

- Pajaro County Sanitation District (PCSD)
- Boronda County Sanitation District (BCSD)
- BCSD - Zone 2 – San Jerardo Water System

### Community Services District

- East Garrison Community Services District

# Special Districts

Distribution by Supervisorial District

■ District 1

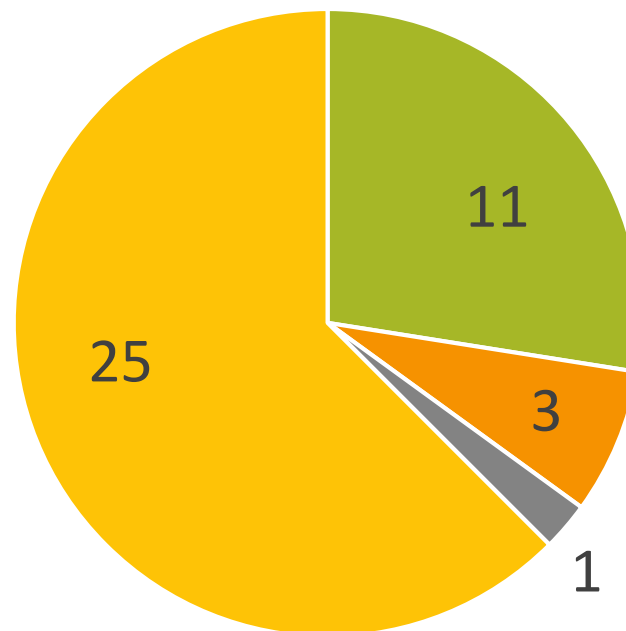
■ District 2

■ District 3

■ District 4

■ District 5

Distribution by District  
(All Special Districts)



# County Sanitation Districts

## County Sanitation Districts

---

RMA-Special Districts currently manages two County Sanitation Districts:

- Boronda County Sanitation District
- Pajaro County Sanitation District

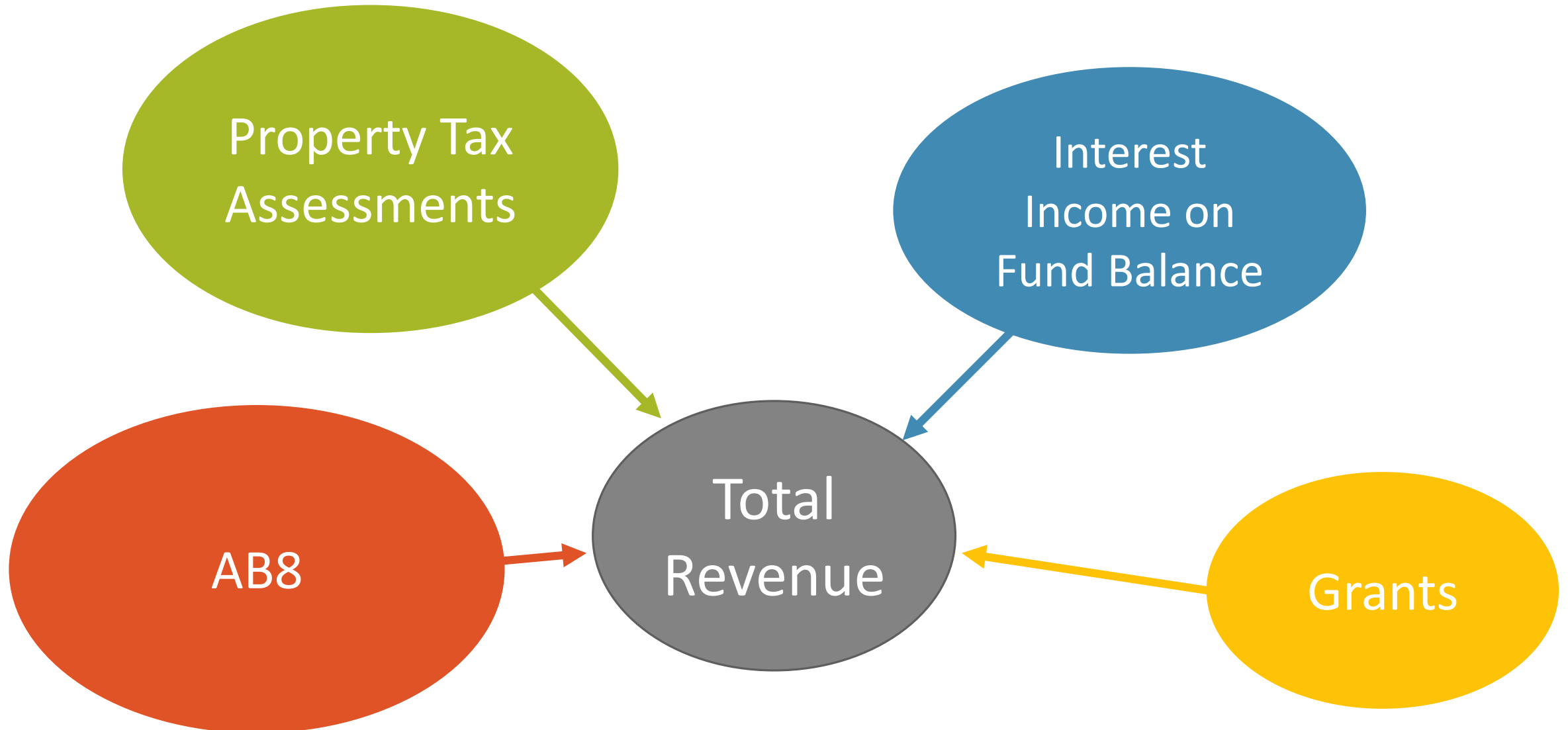
The County is currently in negotiations to transfer these districts, along with the sewer system currently included as part of CSA 75 – Chualar. Updates on the transfers will be provided to the board in a separate report at a later date.

Note: CSA 75 active services also includes street lighting & storm drain maintenance and are reflected in the portion of this report that address County Service Areas.

# County Service Areas

## Funding Sources

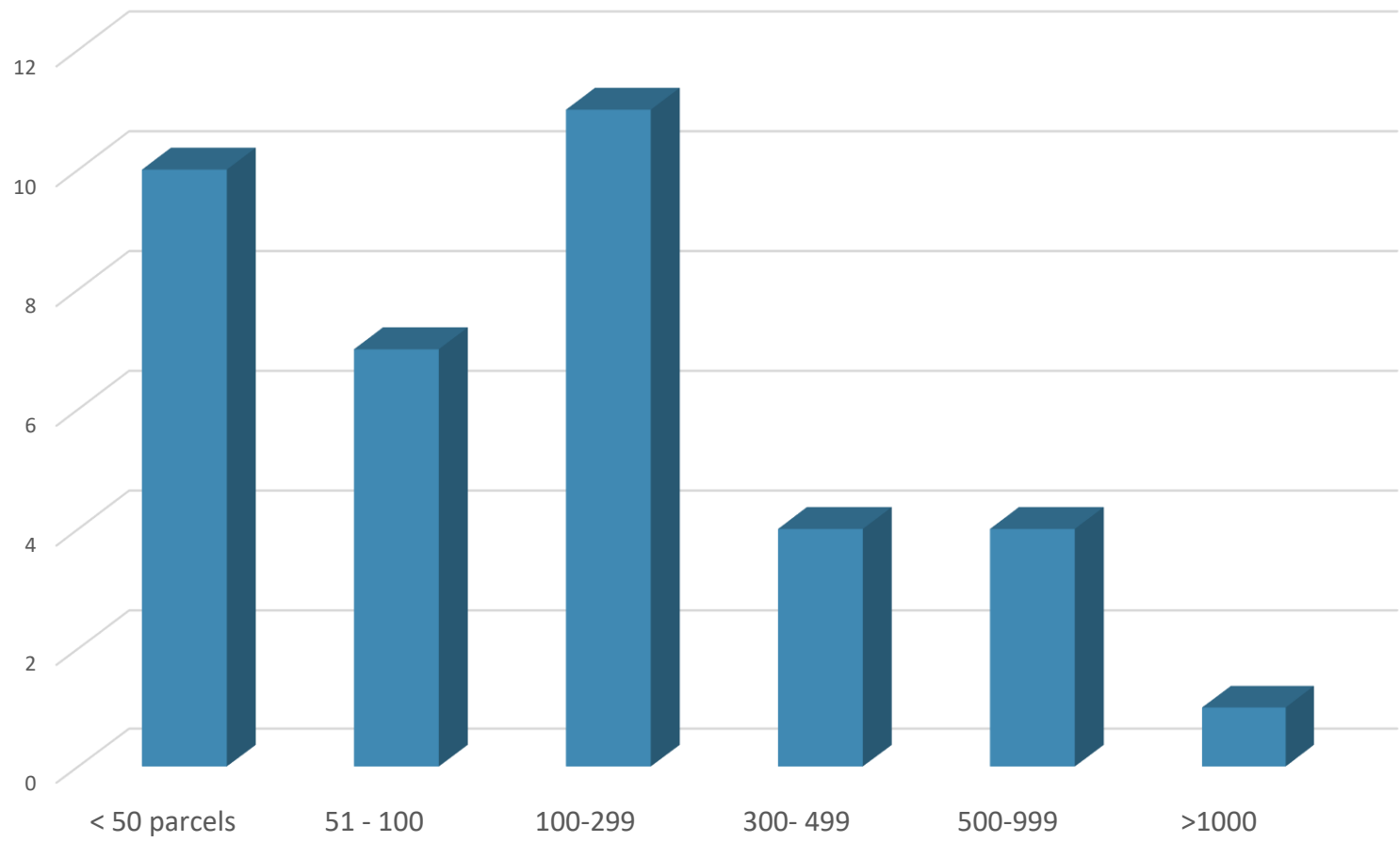
---



# County Service Areas

CSA Size (# of Parcels)

Less than 50 Parcels:	10
51-100 Parcels:	7
100-299 Parcels:	11
300 – 499 Parcels:	4
500 – 999 Parcels:	4
Greater than 1000 Parcels:	1



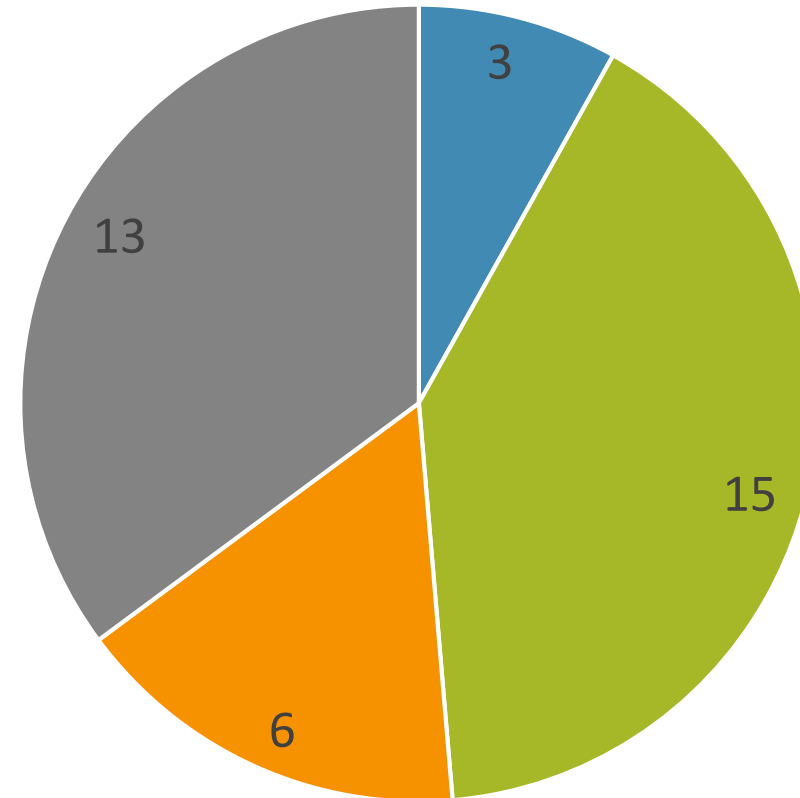
Most CSA are residential developments. Five (5) CSAs include mix of residential & commercial

# County Service Areas

## Distribution of Services

Storm Drainage Only	15
Street Lighting Only	3
Storm Drainage + Street Lighting	13
Combination (two or more services including storm drainage, street lighting, street & sidewalk, parks/recreation/parkway, levee maintenance)	6

Services Per District



# County Service Areas

Pathway to Fiscal Sustainability

## Evaluation/Prioritization

- Visual Assessment
- Financial Review

### CSA Analysis

- Engineer's Reports
- Alternative Analysis

### Assessment Rate Setting

- 218 Vote
- Grants
- Reduce Services
- Dissolve

### On-Going O&M


- Field maintenance
- Financial Monitoring/  
Management

5-Year  
Cycle

# County Service Areas

## Factors Determining Fiscal Health

---

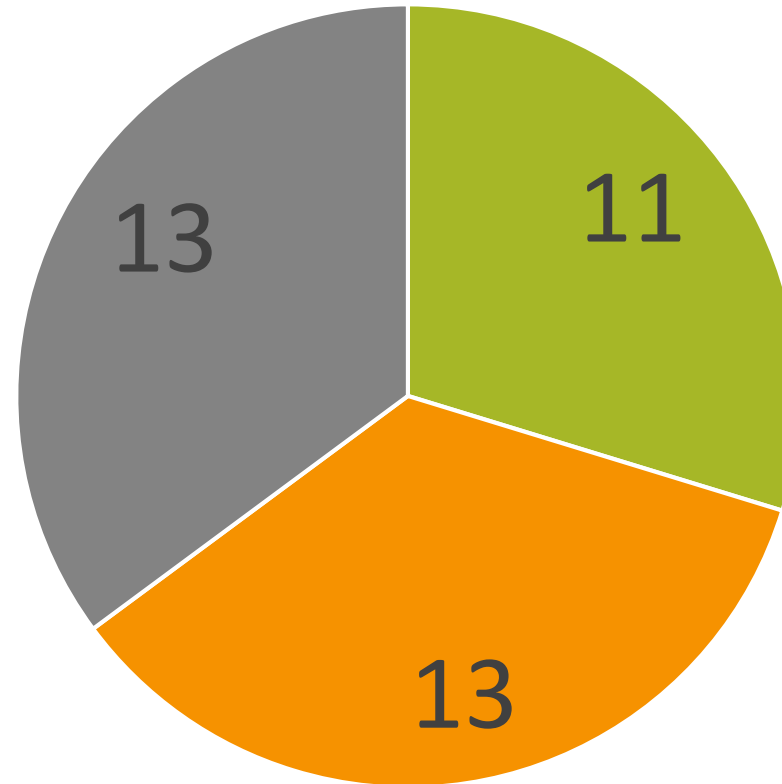


# County Service Areas

Fiscal Health

Good	11
Fair	13
Poor	13

CSA Fiscal Health



# County Service Areas

## Progress-to-Date and 3-Year Plan

---

Task	FY 2017-18	Current FY 2018-19	FY 2019-20	FY 2020-21
Visual Assessments	26	11		
Condition Assessment/Rate Study (Engineer's Reports)	1 <sup>1</sup>	3	5	5
Assessment Rate Decision Made <sup>3</sup>		1	3 <sup>2</sup>	5

<sup>1</sup> CSA 66 – Oak Tree Views (Engineer's Report)

<sup>2</sup> CSA 66 and CSAs with Completed Engineer's Reports in FY 2018-19

<sup>3</sup> Rate increases will take effect the subsequent FY

# County Service Areas

## Accomplishments



CSA 51 High Meadows  
Street & Valley Gutter Repair  
(8 locations)



CSA 37 Colonia Oak Estates  
Valley Gutter Repair



# County Service Areas

## Accomplishments

---



CSA 66 Oak Tree Views  
Road Repair



CSA 47 – Carmel Views  
Guardrail Replacement



# *Special Districts FY 2018-19 Annual Report*

## Questions