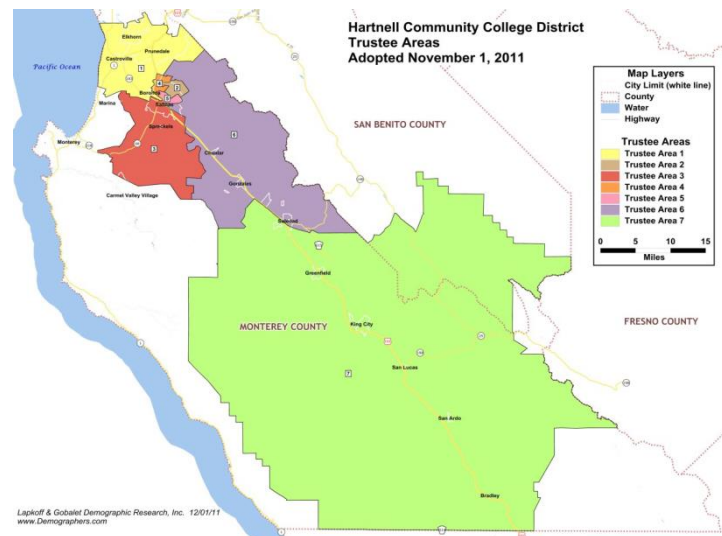


Salinas Valley Promise Scholarship Program

Dr. Willard Lewallen, Jackie Cruz, Margaret D'Arrigo-Martin and Evelyn Macias Reyes

Prepared for the Monterey County Board of Supervisors

March 19, 2019




The Real Cost of College

Dr. Willard Lewallen

Full-time, In-state, Off-Campus Student Budget (9 months)	
Tuition/Fees	\$1,400
Books/Supplies	\$1,971
Food/Housing	\$15,084
Transportation	\$1,278
Personal Necessity	\$3,996
Child Care	-
TOTAL	\$23,729

From Hartnell College, 2019-2020 numbers



Out Of Ten 9th Graders



3 Drop Out



3 Work After
Graduation



4 Go To College



Out Of 4 College Students



2 Drop Out



1 Under
Employed



1 Employed
In Chosen Career

Each year dropouts represent \$320 billion in lost lifetime earning potential

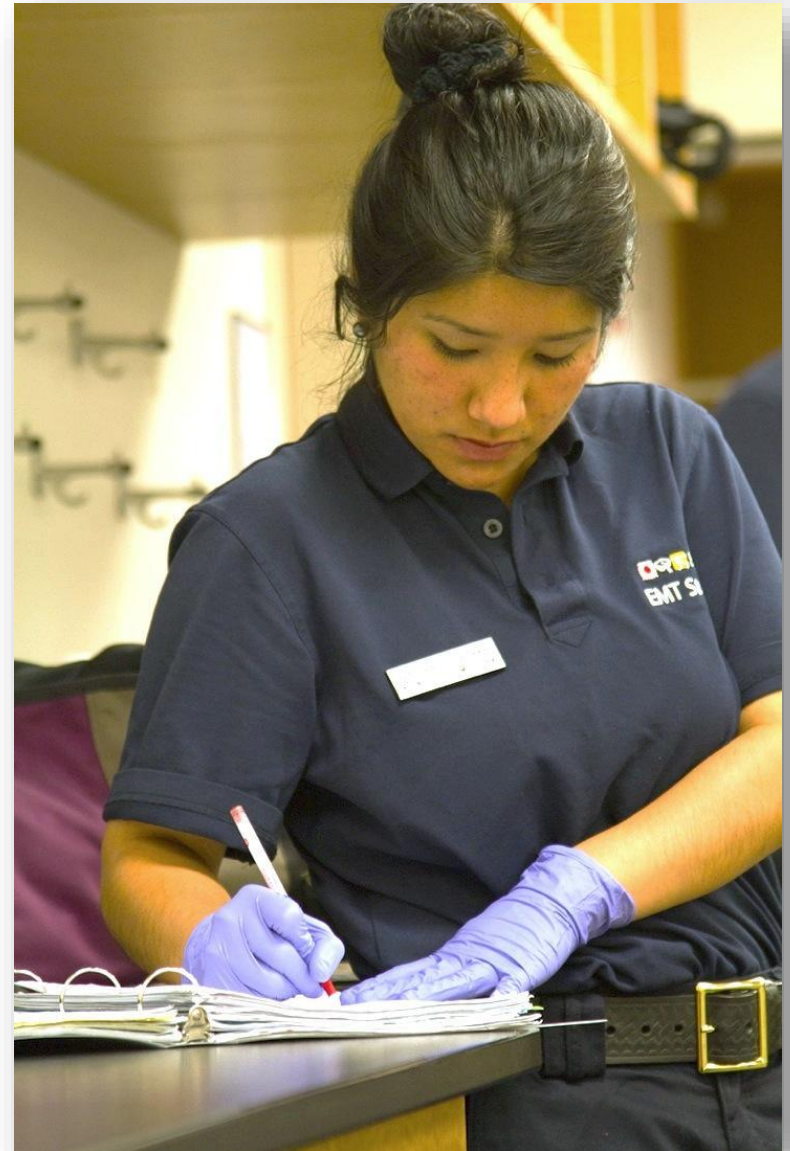
SOURCE: Alliance for Excellent Education, "The High Cost of High School Dropouts: What the Nation Pays for Inadequate High Schools," (Washington, DC: 2008).

Only 39% of first-time community college students (who enrolled in 2008) earned a credential from a 2 or 4 year institution within 6 years.

Ntl Student Clearinghouse, Shapiro & Dundar, 2014

Hartnell College 43%

Datamart, Completion/SPAR, 2009-10 students



In 2018, **3,226** students graduated from area high schools.

Roughly 60% of this number pursue post-secondary education or vocational training;
approximately **1,935** students.

This means about 40% of those graduating students either go into the workforce or take
other paths;
approximately **1,290** students

Of the 60% pursuing post-secondary education or vocational training, roughly 30% of
students attend either a UC, CSU or other institution;
approximately **580** students



Of the 60% who pursue education or vocational training, roughly 70% attend Hartnell College (42.19% of all local high school graduates);
1,361 students

68% of those students attend full-time;
934 students

According to our current Student Success Scorecard, 45.5% of these students will complete - at 6-year graduation rate;
424 students

Our aim, then is equitable graduation/completion rates across all groups, regardless of race, gender or ethnicity, which we will measure and report on a 2 and 3-year rate.



Hartnell and WELI Student Presentation

Evelyn Macias Reyes

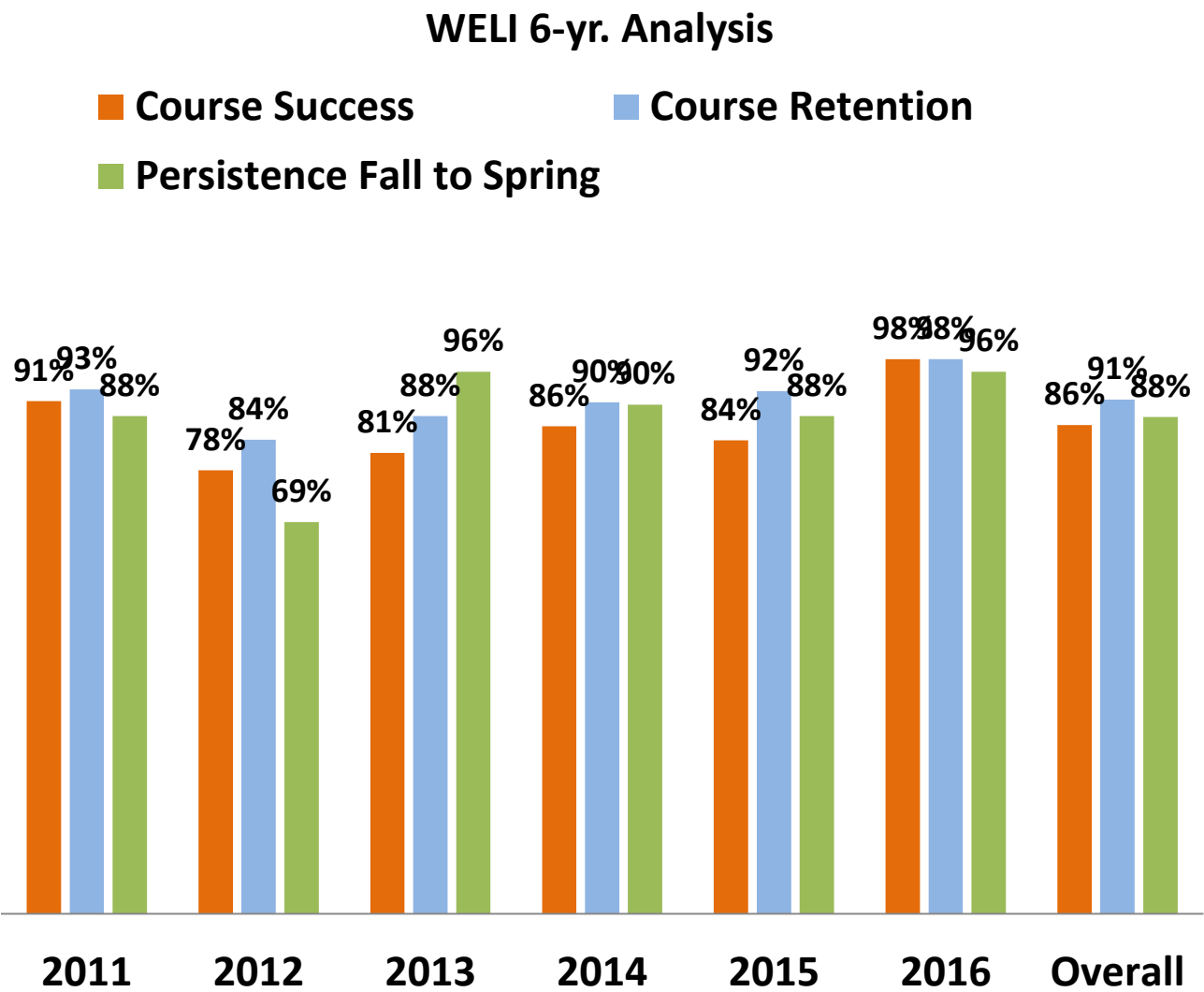
Cumulative Completion

72% vs 43%

Graduation (Hartnell Females)

65% vs 38%

Transfer to four year university (Hartnell Females)



The **vision** of the Salinas Valley Promise is to provide critical resources to increase college completion and grow the educated workforce in order to foster a more vibrant, prosperous and secure community.



SALINAS VALLEY PROMISE

HARTNELL COLLEGE

Pre-College Design for Salinas Valley High Schools

- NASA Academies
- Intro to Coding
- Coder Dojo (K-6)
- Early College Credit (Dual Enrollment)
- Summer Bridges



Salinas Valley Promise Cohorts

- 30 cohorts of 35 students
- By career and professional interest
- Affective, effective and leadership skills



Faculty Champions
Leadership Institute
and Quarterly Meetings
Industry Mentors
(Group mentorship)
Scholarship Support

Outcomes

Success Metrics for First-time, Full-time Students:

Metrics for first-time,
full-time students:

- Total number of first-time, full-time students
- Increase certificates and degrees awarded
- Decrease time to degree completion (2 years)
- Increase transfers to UC and CSU Systems

Workforce Initiative and Economic Development Strategy:

- Grow the educated workforce

Metrics:

- Increase employment rate at 6 months and one year after graduation
- Increase earnings
- Increase number of Career Technical Education students employed in their field of study
- Growth in local industry



Salinas Valley Promise Program Budget



HARTNELL COLLEGE

Budget Item	2019-2020	2020-2021
Marketing and Promotional Material	\$10,000	\$10,000
Supplies	\$15,000	\$15,000
AB19 Tuition Waivers	\$222,000	\$222,000
Scholarships (includes technology and textbook supports)	\$642,592	\$1,285,184
Total Non-Personnel Expenses	\$889,592	\$1,532,184
Facilitators	\$30,000	\$30,000
Special Projects Contracts	\$36,000	\$36,000
Program Coordinator	\$109,743	\$109,743
Total Personnel Expenses with Salaries and Benefits	\$175,743	\$175,743
Subtotal	\$1,065,335	\$1,707,927
AB19 Funding	\$211,000	\$422,000
Grand Total - Funding Needed	(\$854,335)	(\$1,285,927)

Note: Consideration for County support of the scholarship line item up to \$300,000. The difference will be sought from matching funds for all cities and private supporters.

Salinas Valley Promise Committee

Dr. Willard Lewallen	Dr. Romero Jalomo	Adrienne Laurent
Dave Phillips	Jackie Cruz	Jessica Tovar
Mary Dominguez	Michele Peregrin	Scott Faust
Bronwyn Moreno	Ana Valles	Alfred Diaz-Infante
Brenda Jones	Dr. Pablo Romero	Chris Lopez
Rene Mendez	Margaret D'Arrigo-Martin	Kate Roberts
Elliott Robinson	Chris Lopez	Olegario Gomez
Aurelio Salazar	Esther Rubio	Ruth Rodriguez
Andy Myrick	Monica Tovar	Andrea Bailey
Mike Briley	Aleen Bradley	