

Exhibit C

This page intentionally left blank.

Radio Frequency – Electromagnetic Energy (RF-EME)

Compliance Report

T-Mobile Proposed Facility

Site ID: SFL0185A

Address: 16041 Castorville Blvd., Castroville, CA 95012

DATE: 06/27/2025



TABLE OF CONTENTS

Contents

1.0 Executive Summary	3
2.0 T-Mobile Antenna Inventory	4
3.0 FCC Rules and Regulations and Guidelines from OET 65	5
4.0 Safety Recommendations.....	7
5.0 FCC Limits.....	8
6.0 Mitigation Diagram	9
7.0 Summary.....	10
8.0 Engineering Certification	11

I.0 Executive Summary

Site ID	SFL0185A	Site Name	16041 Castroville Blvd/KGI
Street Address	16041 Castorville Blvd.	Latitude	36.79800
City, State, Zip	Castroville, CA 95012	Longitude	-121.70770
Site Type	Monopole	Collocation Status	<input checked="" type="checkbox"/> Collocated <input type="checkbox"/> Not Collocated
Area Classification	General Population	Report Type	Pre-Study
Access Method	Access Gate	Report Review	Mudassir Ahmed
Report Date	06/27/2025	Report Creation	Suraj Kumar
T-Mobile Compliance Status	The proposed modification will be compliant upon implementing the recommendations in Section 6		

T-Mobile has contracted with Telnet Inc. an experienced and independent Telecommunication Engineering Consulting firm, to determine whether site SFL0185A will be compliant with the rules and guidelines as defined by the Federal Communications Commission (FCC), OET Bulletin 65, regarding Maximum Permissible Exposure (MPE) to non-ionizing RF emissions for all individuals, classified in two groups, “Occupational or Controlled” and “General Public or Uncontrolled.

The Antenna Inventory Table (Section 3) shows all transmitting antennas on the site. There is one other collocators on this tower. Data shown in the table is made available from the operators. Z reference specifies the centerline of the antenna to the indicated level. In this report, it is assumed that all antennas are operating at full power at all times. Software modeling was performed for all transmitting antennas located on the site. Telnet Inc. has further assumed a 100% duty cycle and maximum radiated power for regular antennas and 75% duty cycle for AIR antennas. Obstructions (trees, buildings etc.) that would normally attenuate the signal are not taken into account. As a result, the predicted signal levels are more conservative (higher) than the actual signal levels will be from the measurement conclusions. The modeling software that Telnet Inc. used to create this report is RF Master – V1.0092.25.

A result of over 100% does not make a site out of compliance with FCC guidelines. For predicted EME over 100% of the applicable FCC limit, further remediation (e.g. signage and/or barriers preventing access) is required to consider the site compliant. Areas exceeding the FCC limit are presented with the barriers and appropriate signages. Accessible areas outside the demarcated are the safety zones that have predicted EME values below the FCC's limits. Installation of the recommended mitigation or remediation measures brings the site into compliance. The predictions models antennas as if they are operating at full power, and this assumption yields a worst-case scenario with more conservative results. On-site measurements may yield different results, as antennas do not always operate at full capacity.

2.0 T-Mobile Antenna Inventory

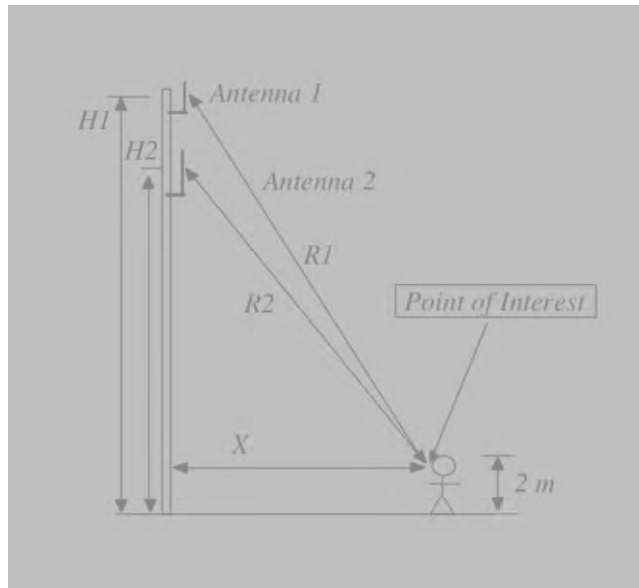
Sector	Antenna Number	Operator	Frequency (MHz)	Technology	Antenna Make	Antenna Model	Azimuth (°)	H-BW (deg.)	Height AGL
A	1	TMO	600	NR	Amphenol	APXVAALL24M-U-J20	0	60	66.00
A	1	TMO	700	LTE	Amphenol	APXVAALL24M-U-J20	0	63	66.00
A	1	TMO	1900	LTE	Amphenol	APXVAALL24M-U-J20	0	58	66.00
A	1	TMO	1900	NR	Amphenol	APXVAALL24M-U-J20	0	58	66.00
A	1	TMO	2100	LTE	Amphenol	APXVAALL24M-U-J20	0	60	66.00
A	2	TMO	2500	NR	Ericsson	AIR6419	0	13	68.50
A	2	TMO	2500	NR	Ericsson	AIR6419	0	13	68.50
B	3	TMO	600	NR	Amphenol	APXVAALL24M-U-J20	90	60	66.00
B	3	TMO	700	LTE	Amphenol	APXVAALL24M-U-J20	90	63	66.00
B	3	TMO	1900	LTE	Amphenol	APXVAALL24M-U-J20	90	58	66.00
B	3	TMO	1900	NR	Amphenol	APXVAALL24M-U-J20	90	58	66.00
B	3	TMO	2100	LTE	Amphenol	APXVAALL24M-U-J20	90	60	66.00
B	4	TMO	2500	NR	Ericsson	AIR6419	90	13	68.50
B	4	TMO	2500	NR	Ericsson	AIR6419	90	13	68.50
C	5	TMO	600	NR	Amphenol	APXVAALL24M-U-J20	240	60	66.00
C	5	TMO	700	LTE	Amphenol	APXVAALL24M-U-J20	240	63	66.00
C	5	TMO	1900	LTE	Amphenol	APXVAALL24M-U-J20	240	58	66.00
C	5	TMO	1900	NR	Amphenol	APXVAALL24M-U-J20	240	58	66.00
C	5	TMO	2100	LTE	Amphenol	APXVAALL24M-U-J20	240	60	66.00
C	6	TMO	2500	NR	Ericsson	AIR6419	240	13	68.50
C	6	TMO	2500	NR	Ericsson	AIR6419	240	13	68.50
A	7	UNK	700	LTE	Unknown	UNKNOWN	50	6.0	45.34
A	8	UNK	850	LTE	Unknown	UNKNOWN	50	6.0	45.34
A	9	UNK	1900	LTE	Unknown	UNKNOWN	50	6.0	45.34
A	10	UNK	2100	LTE	Unknown	UNKNOWN	50	6.0	46.34
A	11	UNK	700	LTE	Unknown	UNKNOWN	170	6.0	45.34
B	12	UNK	850	LTE	Unknown	UNKNOWN	170	6.0	45.34
B	13	UNK	1900	LTE	Unknown	UNKNOWN	170	6.0	45.34
B	14	UNK	2100	LTE	Unknown	UNKNOWN	170	6.0	46.34
B	15	UNK	700	LTE	Unknown	UNKNOWN	290	6.0	45.34
B	16	UNK	850	LTE	Unknown	UNKNOWN	290	6.0	45.34
C	17	UNK	1900	LTE	Unknown	UNKNOWN	290	6.0	45.34
C	18	UNK	2100	LTE	Unknown	UNKNOWN	290	6.0	46.34

- 75% is applied on B41 AIR6419, antennas in each TMO sector.

3.0 FCC Rules and Regulations and Guidelines from OET 65

When considering the contributions to field strength or power density from other RF sources, care should be taken to ensure that such variables as reflection and re-radiation are considered. In cases involving very complex sites predictions of RF fields may not be possible, and a measurement survey may be necessary. The process for determining compliance for other situations can be similarly accomplished using the techniques described in this section and in Supplement A to this bulletin that deals with radio and television broadcast operations. However, as mentioned above, at very complex sites measurements may be necessary.

In the simple example shown in the below diagram, it is desired to determine the power density at a given location X meters from the base of a tower on which are mounted two antennas. One antenna is a CMRS antenna with several channels, and the other is an FM broadcast antenna. The system parameters that must be known are the total ERP for each antenna and the operating frequencies (to determine which MPE limits apply). The heights above ground level for each antenna, H1 and H2, must be known in order to calculate the distances, R1 and R2, from the antennas to the point of interest.



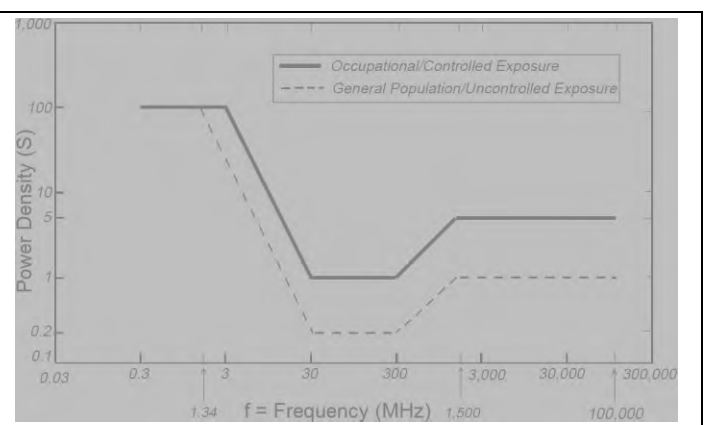
This summarizes the policies, guidelines and requirements that were adopted by the FCC on August 1, 1996, amending Part 1 of Title 47 of the Code of Federal Regulations, and further amended by action of the Commission on August 25, 1997 (see 47 CFR Sections 1.1307(b), 1.1310, 2.1091 and 2.1093, as amended from FCC "OET Bulletin 65"). Commission actions granting construction permits, licenses to transmit or renewals thereof, equipment authorizations or modifications in existing facilities, require the preparation of an Environmental Assessment (EA), as described in 47 CFR Section 1.1311, if the particular facility, operation or transmitter would cause human exposure to levels of radiofrequency (RF) electromagnetic fields in excess of these limits. For exact language, see the relevant FCC rule sections.

The FCC-adopted limits for Maximum Permissible Exposure (MPE) are generally based on recommended exposure guidelines published by the National Council on Radiation Protection and Measurements (NCRP) in "Biological Effects and Exposure Criteria for Radiofrequency Electromagnetic Fields," NCRP Report No. 86, Sections 17.4.1, 17.4.1.1, 17.4.2 and 17.4.3. Copyright NCRP, 1986, Bethesda, Maryland 20814. In the frequency range from 100 MHz to 1500 MHz, exposure limits for field strength and power density are also generally based on the MPE limits found in Section 4.1 of, "IEEE Standard for Safety Levels with Respect to Human Exposure to Radio Frequency Electromagnetic Fields, 3 kHz to 300 GHz," ANSI/IEEE C95.1-1992, Copyright 1992 by the Institute of Electrical and Electronics Engineers, Inc., New York, New York 10017, and approved for use as an American National Standard by the American National Standards Institute (ANSI). The exposure guidelines are based on thresholds for known adverse effects and they incorporate a significant margin of safety. The federal health and safety agencies such as: the Environmental Protection Agency ("EPA"), the Food and Drug Administration ("FDA"), the National Institute on Occupational Safety and Health ("NIOSH") and the Occupational Safety and Health Administration ("OSHA") have also been actively involved in monitoring and investigating issues related to RF exposure.

The formulas used in RF Master – V1.0088.27 for calculating Power density is based on FCC "OET Bulletin 65", Section 2: PREDICTION METHODS, August 1997, Edition 97-01. Power density is converted to Maximum Permissible Exposure Limits (MPE Limits) based on Limits of General population/Uncontrolled Exposure and Limits of Occupational/Controlled Exposure presented in the following table generated from Appendix A of "OET Bulletin 65"

Limits for Occupational/Controlled Exposure		
Frequency Range (MHz)	Power Density (S) (mW/cm ²)	Averaging Time E ² , H ² , or S (minutes)
300-1500	f/300	6
1500-100,000	5	6

Limits for General Population/Uncontrolled Exposure		
Frequency Range (MHz)	Power Density (S) (mW/cm ²)	Averaging Time E ² , H ² , or S (minutes)
300-1500	f/1500	30
1500-100,000	1	30



4.0 Safety Recommendations






4.1.1 Occupational Safety and Health Administration (OSHA) Requirements

OSHA requires that those in the Occupational classification must complete training in RF Safety, RF Awareness, and Utilization of Personal Protective Equipment. OSHA also provides options for Hazard Prevention and Control:

Hazard Prevention	Control
<ul style="list-style-type: none"> Utilization of good equipment Enact control of hazard areas Limit exposures Employ medical surveillance and accident response 	<ul style="list-style-type: none"> Employ Lockout/Tag out Utilize personal alarms & protective clothing Prevent access to hazardous locations Develop or operate an administrative control program

4.1.2 RF Signage and Barriers

RF signs and preventive barriers have an important role in appropriately alerting a worker before entering into a potential RF exposure area. All RF signs should be abided by at all times.

				
NOC	Guidelines	Notice	Caution	Warning
This sign indicates T-Mobile emergency call number along with site Name and Number	This sign will inform anyone of the basic precautions to follow when entering an area with transmitting radiofrequency equipment.	This sign indicates that transmitters operated by T-Mobile are in full compliance with FCC regulations	This sign indicates that RF emissions may exceed the FCC General Population or Occupational MPE limits	This sign indicates that RF emissions may exceed the FCC General Population or Occupational MPE limits

Telnet, Inc. recommends coordinating with all wireless tenants before performing services in front of or near any transmitting antennas. During these activities, it may be appropriate to utilize Lockout/Tagout Procedures, “RF Exposure: Responsibilities, Procedures & Guidelines” for scheduled outages to eliminate RF hazards during these activities.

5.0 FCC Limits

5.1 Contribution to Co-Located areas

Any wireless operator that contributes 5% or greater of the MPE limit in an area that is identified to be greater than 100% of the MPE limit is responsible taking corrective actions to bring the site into compliance.

5.2 Occupational limits

Apply in situations in which persons are exposed as a consequence of their employment provided those persons are fully aware of the potential for exposure and can exercise control over their exposure. Limits for occupational/controlled exposure also apply in situations when an individual is transient through a location where occupational/controlled limits apply provided he or she is made aware of the potential for exposure.

5.3 General population limits

Apply in situations in which the general public may be exposed, or in which persons that are exposed as a consequence of their employment may not be fully aware of the potential for exposure or cannot exercise control over their exposure.

5.4 Controlled Environment

Applies to environments that are restricted or “controlled” in order to prevent access from members of the General Population classification.

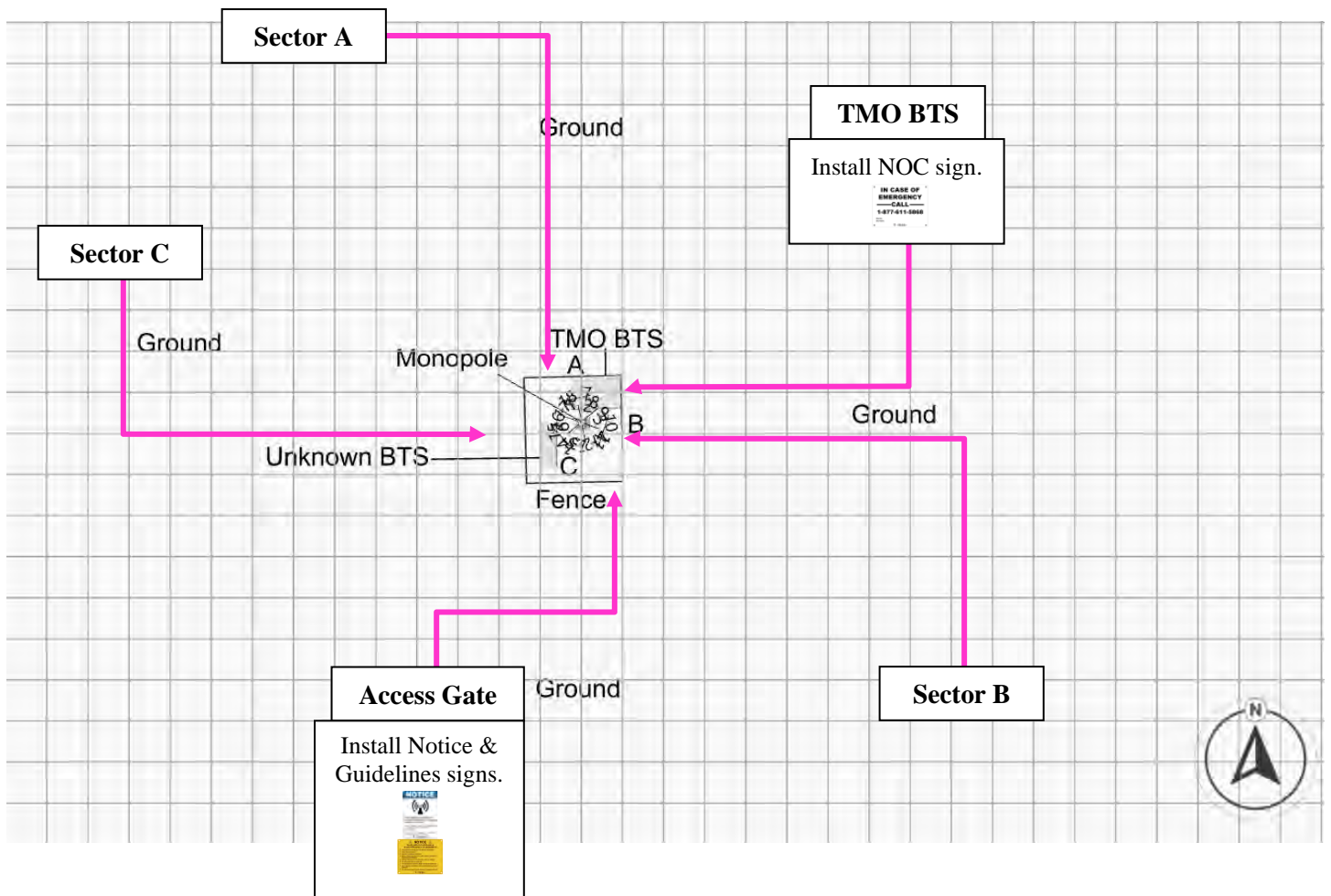
5.5 Uncontrolled Environment

Applies to environments that are unrestricted or “uncontrolled” that allow access from members of the General Population classification.

5.6 Generic Values

The use of “Unknown” for an operator means the information with regard to the carrier, their FCC license and / or antenna information was not available. Generic values used as estimation for Effective Radiated Power (ERP) and antenna characteristics for unknown antenna.

6.0 Mitigation Diagram



7.0 Summary

All calculations performed for this analysis yielded results that were not within the allowable limits for exposure to RF Emissions and the site will be compliant by implementing the recommended mitigation.

There is one other carrier on the site.

A result of over 100% does not make a site out of compliance with FCC guidelines. For predicted EME over 100% of the applicable FCC limit, further remediation (e.g. signage and/or barriers preventing access) is required to consider the site compliant. Areas exceeding the FCC limit are demarcated with barriers and appropriate signage. Accessible areas outside the demarcated safety zones have predicted EME below the FCC limits. Installation of the recommended mitigation or remediation measures brings the site into compliance. The engineering models and antennas are assumed to be operating at full power for T-Mobile antennas, and this assumption yields more conservative results (higher predicted EME). On-site measurements may yield different results, as antennas do not always operate at full capacity.

The anticipated maximum contribution from each sector of the proposed T-Mobile facility on the ground is 16.76 % of the FCC general public limit. This was determined through calculations along a radial from each sector taking power values into account as well as actual vertical plane antenna gain values per the manufacturer-supplied specifications for gain. Based on worst-case predictive modeling, there are areas at ground level related to the proposed antennas that exceed the FCC's occupational or general public exposure limits at this site. At ground level, the maximum power density generated by the antennas is approximately 0.17 mW/cm² of the FCC's general public limit.

A site is considered out of compliance with FCC regulations if there are areas that exceed the FCC exposure limits and there are no RF hazard mitigation measures in place. Any carrier which has an installation that contributes more than 5% of the applicable MPE must participate in mitigating these RF hazards. For this facility, the calculated values were above the allowable 100% threshold standard per the federal government which will be controlled by engineering methods.

Modeling indicates that the areas on the walking/working surfaces at the ground level in front of the T-Mobile antennas, will not exceed the FCC standards for general population and/or occupational exposure. To reduce the risk of exposure and/or injury, Preparer recommends that access to the monopole or areas associated with the active antenna installation be restricted and secured where possible.

In order to alert any workers potentially accessing the site, a blue Notice sign and yellow Guidelines signs are recommended for installation at the site's access and white NOC sign at the BTS/TMO Equipment area.

8.0 Engineering Certification

I Kenneth D Gilbert, P.E. State:

The stamp and signature on this page certify the following:

- I am a Registered Professional Engineer in the state of California, license # E20159 expiration date 12/31/2026.
- I am familiar with the Rules and Regulations of the Federal Communications Commission (FCC) as well as the regulations of the Occupational Safety and Health Administration (OSHA), both in general and specifically as they apply to the FCC Guidelines for Human Exposure to Radio-frequency Radiation.
- I reviewed the RFE-EME Compliance Report for the T-Mobile site.

Site Name	16041 Castroville Blvd/KGI
Site ID	SFL0185A
Street Address	16041 Castorville Blvd. Castroville, CA 95012

and based on supplied data and to the best of my knowledge I believe the Report to be true and accurate.



Kenneth D Gilbert, P.E., PMP
Registered Professional Engineer
California License # E20159

Date: 06/30/2025

This page intentionally left blank