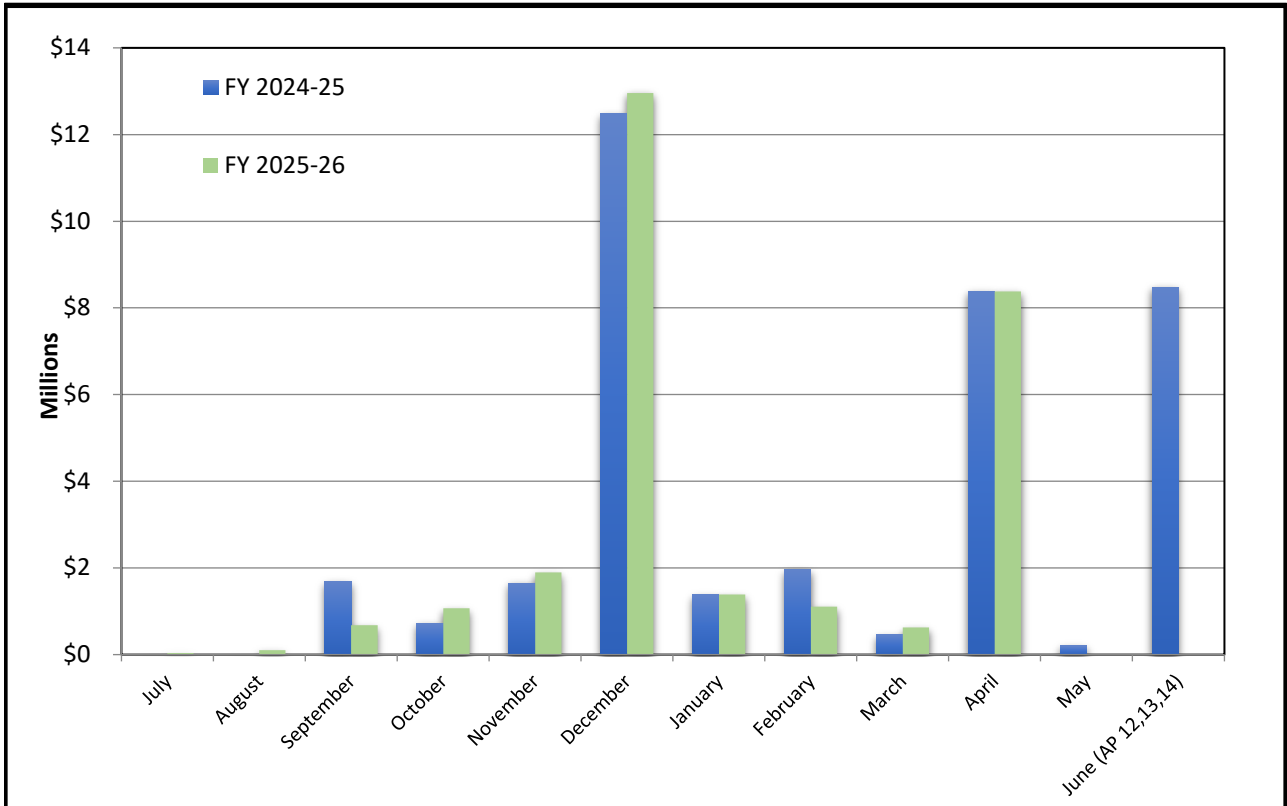


Monterey County
Water Resources Agency
FY 2025-26 FINANCIAL STATUS REPORT

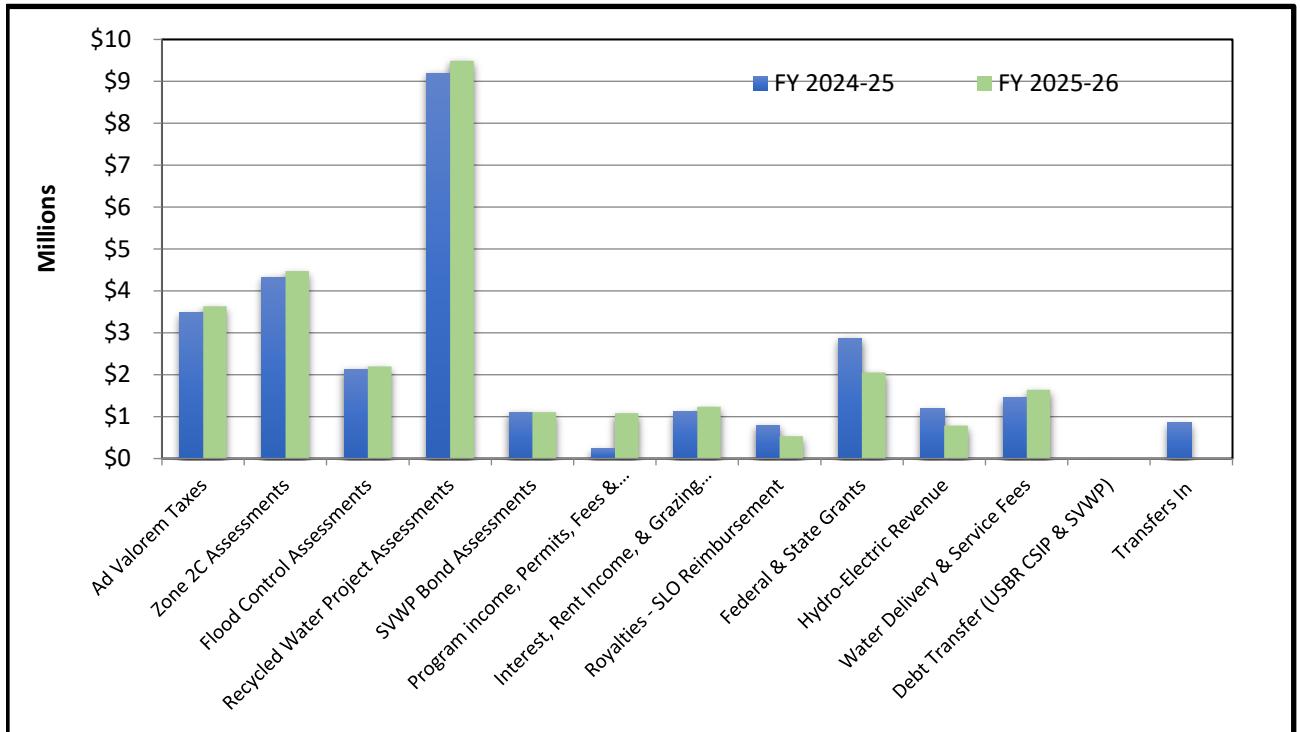
YTD Actual Revenues

Month By Month Revenues				
	FY 2024-25	% Received	FY 2025-26	% Received
July	7,045	0.0%	36,852	0.1%
August	4,028	0.0%	103,344	0.3%
September	1,681,142	4.0%	677,465	1.7%
October	715,871	5.7%	1,069,550	2.7%
November	1,652,130	9.6%	1,896,697	4.8%
December	12,483,369	39.2%	12,957,042	32.9%
January	1,382,720	42.5%	1,390,617	3.5%
February	1,962,815	47.2%	1,105,999	2.8%
March	458,368	48.3%	626,552	1.6%
April	8,382,106	68.2%	8,380,922	21.3%
May	202,616	68.6%	-	
June (AP 12,13,14)	8,481,362	88.8%	-	
YEAR TO DATE ACTUAL:	37,413,571	88.8%	28,245,039	71.6%
Budgeted Amount	42,154,850		39,437,279	



Monterey County
Water Resources Agency
FY 2025-26 FINANCIAL STATUS REPORT
YTD Revenues by Source

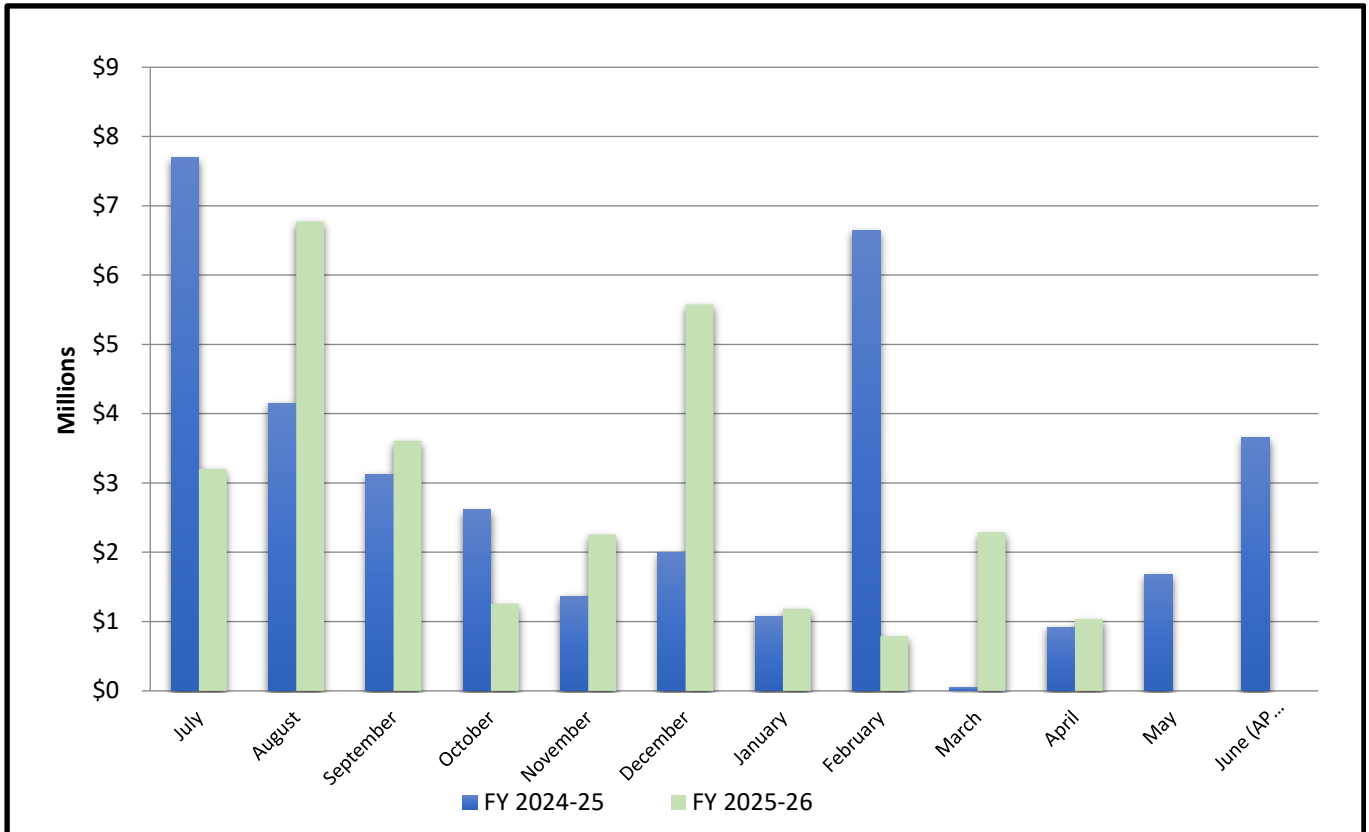
Through Accounting Period 10 - April 30		
	FY 2024-25	FY 2025-26
Ad Valorem Taxes	3,477,452	3,637,232
Zone 2C Assessments	4,328,661	4,476,982
Flood Control Assessments	2,123,421	2,201,978
Recycled Water Project Assessments	9,197,573	9,491,114
SVWP Bond Assessments	1,100,362	1,105,507
Program income, Permits, Fees & Other	233,395	1,082,540
Interest, Rent Income, & Grazing Leases	1,114,578	1,235,871
Royalties - SLO Reimbursement	786,699	534,546
Federal & State Grants	2,876,429	2,051,633
Hydro-Electric Revenue	1,194,231	789,230
Water Delivery & Service Fees	1,446,792	1,638,405
Debt Transfer (USBR CSIP & SVWP)	0	0
Transfers In	850,000	0
YEAR TO DATE TOTAL:	28,729,593	28,245,039



**Monterey County
Water Resources Agency
FY 2025-26 FINANCIAL STATUS REPORT**

YTD Actual Expenditures

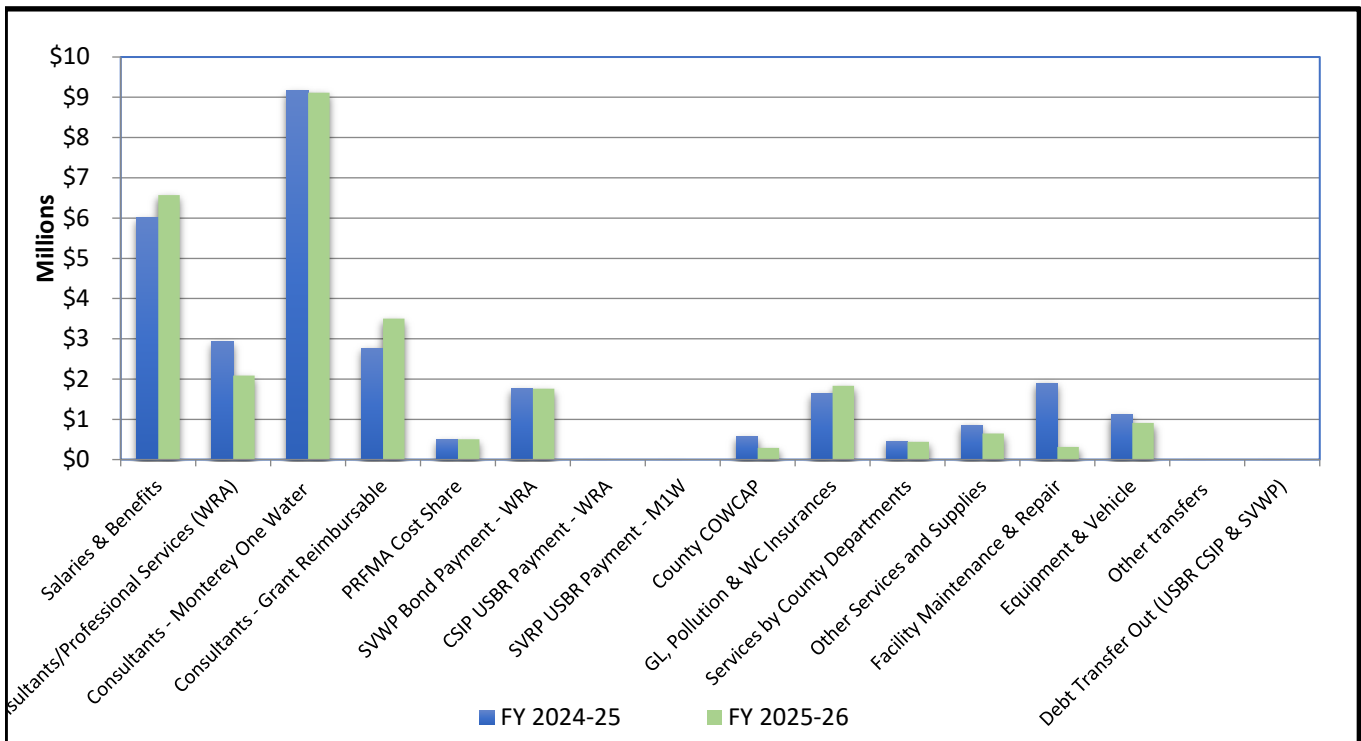
Month By Month Expenditures				
	FY 2024-25	% Expended	FY 2025-26	% Expended
July	7,692,836	15.8%	3,202,490	7.3%
August	4,149,850	24.3%	6,774,328	15.5%
September	3,125,338	30.7%	3,607,164	8.3%
October	2,612,806	36.1%	1,260,916	2.9%
November	1,364,959	38.9%	2,254,543	5.2%
December	1,996,632	43.0%	5,577,926	12.8%
January	1,076,537	45.2%	1,183,757	2.7%
February	6,650,206	58.8%	788,638	1.8%
March	49,849	58.9%	2,289,018	5.2%
April	918,854	60.8%	1,036,488	2.4%
May	1,681,153	64.2%	-	
June (AP 12,13,14)	3,650,742	71.7%	-	
YEAR TO DATE ACTUAL:	34,969,763	71.7%	27,975,267	64.2%
Budgeted Amount	48,759,795		43,605,541	



**Monterey County
Water Resources Agency
FY 2025-26 FINANCIAL STATUS REPORT**

YTD Expenditures by Type

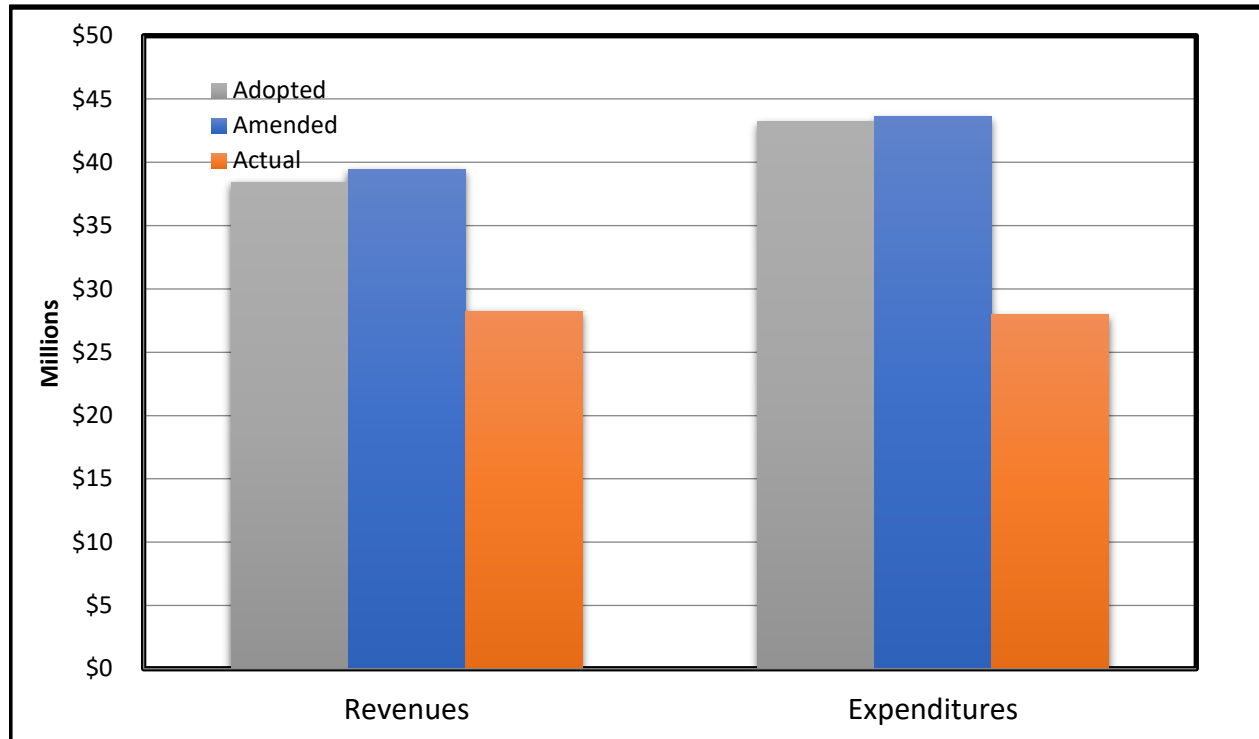
Through Accounting Period 10 - April 30		
	FY 2024-25	FY 2025-26
Salaries & Benefits	6,007,352	6,568,160
Consultants/Professional Services (WRA)	2,922,209	2,087,234
Consultants - Monterey One Water	9,163,033	9,114,619
Consultants - Grant Reimbursable	2,766,394	3,501,642
PRFMA Cost Share	491,511	503,307
SVWP Bond Payment - WRA	1,756,213	1,759,713
CSIP USBR Payment - WRA	-	0
SVRP USBR Payment - M1W	-	0
County COWCAP	573,662	292,183
GL, Pollution & WC Insurances	1,637,507	1,835,987
Services by County Departments	456,367	442,586
Other Services and Supplies	856,995	644,532
Facility Maintenance & Repair	1,893,659	315,812
Equipment & Vehicle	1,112,966	909,492
Other transfers	-	0
Debt Transfer Out (USBR CSIP & SVWP)	-	0
YEAR TO DATE TOTAL:	29,637,868	27,975,267



**MONTEREY COUNTY
WATER RESOURCES AGENCY
FY 2025-26 FINANCIAL STATUS REPORT**

For Month Ending: April 30, 2026

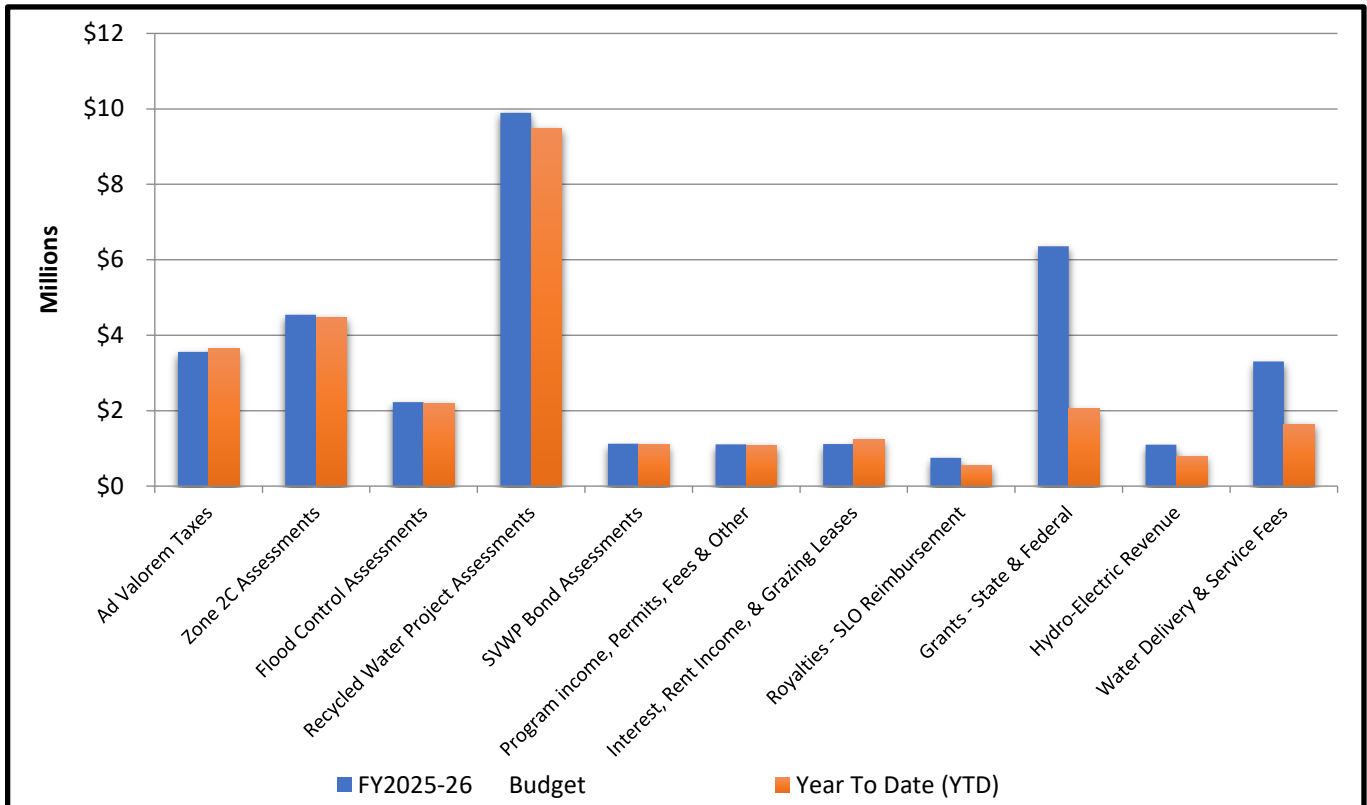
Budget Variance Analysis			
Category	Approved Budget	Amended Budget	YTD Actual
Estimated Beginning Fund Balance	23,203,938	23,203,938	23,203,938
Revenues	38,435,673	39,437,279	28,245,039
Expenditures	43,205,541	43,605,541	27,975,267
Ending Available Fund Balance	18,434,070	19,035,676	23,473,710



**MONTEREY COUNTY
WATER RESOURCES AGENCY
FY 2025-26 FINANCIAL STATUS REPORT**

Revenue Variance

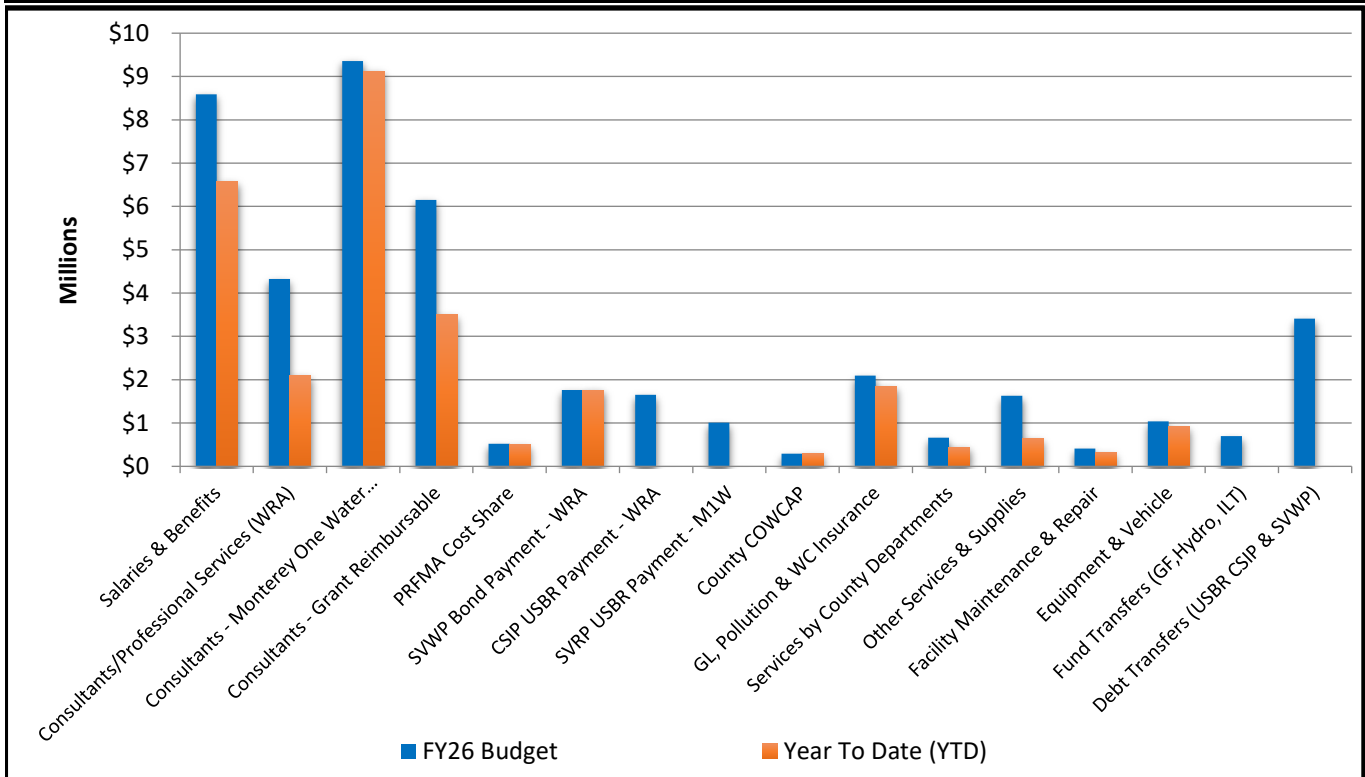
Revenue Variance by Source				
	FY2025-26 Budget	% of Adopted	Year To Date (YTD)	% of YTD vs. Budget
Ad Valorem Taxes	3,558,675	9.0%	3,637,232	102.2%
Zone 2C Assessments	4,544,261	11.5%	4,476,982	98.5%
Flood Control Assessments	2,222,401	5.6%	2,201,978	99.1%
Recycled Water Project Assessments	9,894,133	25.1%	9,491,114	95.9%
SVWP Bond Assessments	1,122,045	2.8%	1,105,507	98.5%
Program income, Permits, Fees & Other	1,105,377	2.8%	1,082,540	97.9%
Interest, Rent Income, & Grazing Leases	1,115,369	2.8%	1,235,871	110.8%
Royalties - SLO Reimbursement	750,000	1.9%	534,546	71.3%
Grants - State & Federal	6,360,442	16.1%	2,051,633	32.3%
Hydro-Electric Revenue	1,100,000	2.8%	789,230	71.7%
Water Delivery & Service Fees	3,302,362	8.4%	1,638,405	49.6%
Transfers In (from other Agency Funds)	952,500	2.4%	0	0.0%
Debt Transfer (USBR CSIP & SVWP)	3,409,714	8.6%	0	0.0%
TOTAL:	39,437,279	100.0%	28,245,039	71.6%



**MONTEREY COUNTY
WATER RESOURCES AGENCY
FY 2025-26 FINANCIAL STATUS REPORT**

Expenditure Variance

Expenditure Variance by Type				
	FY26 Budget	% of Adopted	Year To Date (YTD)	% of YTD vs. Budget
Salaries & Benefits	8,591,997	19.7%	6,568,160	76.4%
Consultants/Professional Services (WRA)	4,325,414	9.9%	2,087,234	48.3%
Consultants - Monterey One Water Contract Fee	9,357,370	21.5%	9,114,619	97.4%
Consultants - Grant Reimbursable	6,150,000	14.1%	3,501,642	56.9%
PRFMA Cost Share	518,544	1.2%	503,307	97.1%
SVWP Bond Payment - WRA	1,759,714	4.0%	1,759,713	100.0%
CSIP USBR Payment - WRA	1,650,000	3.8%	0	0.0%
SVRP USBR Payment - M1W	1,010,000	2.3%	0	0.0%
County COWCAP	292,184	0.7%	292,183	100.0%
GL, Pollution & WC Insurance	2,091,789	4.8%	1,835,987	87.8%
Services by County Departments	662,584	1.5%	442,586	66.8%
Other Services & Supplies	1,631,679	3.7%	644,532	39.5%
Facility Maintenance & Repair	413,050	0.9%	315,812	76.5%
Equipment & Vehicle	1,041,506	2.4%	909,492	87.3%
Fund Transfers (GF,Hydro, ILT)	700,000	1.6%	0	0.0%
Debt Transfers (USBR CSIP & SVWP)	3,409,714	7.8%	0	0.0%
TOTAL:	43,605,545	100.0%	27,975,267	64.2%



**MONTEREY COUNTY
WATER RESOURCES AGENCY
FY 2025-26 WRA Fund Balances**

For Month Ending: April 30, 2026

% Monthly Time Elapsed: 83.33%

			FY2025-26 AMENDED BUDGET				YEAR-TO-DATE Actual					
Fund	Unit	Fund Name	Beginning Fund Balance	Adopted Budget Expenditures	Adopted Budget Revenue	Estimated Ending Fund Balance	YTD Actual Expenditures	Percent Budget Expended	YTD Actual Revenue	Percent Budget Received	Estimated Current Fund Balance	Fund
111	8267	WRA Administration	4,839,735	5,711,321	5,565,514	4,693,928	3,035,977	53.2%	6,506,345	116.9%	8,310,102	111
112	8484	Pajaro Levee	1,389,881	891,499	687,003	1,185,385	576,185	64.6%	641,190	93.3%	1,454,886	112
116	8485	Dam Operations	3,255,696	11,835,605	11,209,013	2,629,104	7,985,341	67.5%	6,568,304	58.6%	1,838,658	116
121	8486	Soledad Storm Drain	373,510	109,379	112,180	376,311	27,601	25.2%	101,521	90.5%	447,430	121
122	8487	Reclamation Ditch	1,480,321	2,176,631	1,843,282	1,146,972	1,537,309	70.6%	1,473,481	79.9%	1,416,493	122
124	8488	San Lorenzo Creek	46,693	56,033	49,898	40,558	18,480	33.0%	39,070	78.3%	67,283	124
127	8489	Moro Cojo Slough	361,370	686,838	365,508	40,040	174,171	25.4%	107,757	29.5%	294,956	127
130	8490	Hydro-Electric Ops	2,754,235	1,817,087	1,172,726	2,109,874	842,855	46.4%	878,419	74.9%	2,789,799	130
131	8491	CSIP Operations	1,709,682	6,664,214	6,423,278	1,468,746	3,400,654	51.0%	4,905,431	76.4%	3,214,459	131
132	8492	SVRP Operations	2,404,051	6,891,960	6,161,150	1,673,241	5,600,945	81.3%	5,458,869	88.6%	2,261,975	132
134	8493	SRDF Operations	2,166,365	3,233,462	2,432,777	1,365,680	2,921,369	90.3%	1,540,339	63.3%	785,335	134
303	8267	CSIP Debt Service	770,672	1,650,000	1,650,000	770,672	0	0.0%	0	0.0%	770,672	303
313	8494	Debt Services	1,036,761	1,759,714	1,759,714	1,036,761	1,759,713	100.0%	1,863	0.1%	(721,088)	313
426	8495	Interlake Tunnel	614,966	121,798	5,236	498,404	94,667	77.7%	22,452	428.8%	542,751	426
TOTAL:			23,203,938	43,605,541	39,437,279	19,035,676	27,975,267	64.2%	28,245,039	71.6%	23,473,710	

MCWRA Assigned Fund Balance Summary

Fund	Fund Name	BSA	Description	FY25 Ending Balance	Change in FY26	FY26 Ending Balance
111	Administration Fund	3123	Canyon Del Rey Improvement	12,200	0	12,200
116	Dam Operations	3123	Cloud Seeding Reserve	125,000	0	125,000
116	Dam Operations	3123	Capital Project (S.A. Penstock)	840,000	0	840,000
122	Reclamation Ditch	3123	Markeley Swamp Reserve	245,158	0	245,158
131	CSIP Operations	2569	USBR Loan Reserve	254,187	0	254,187