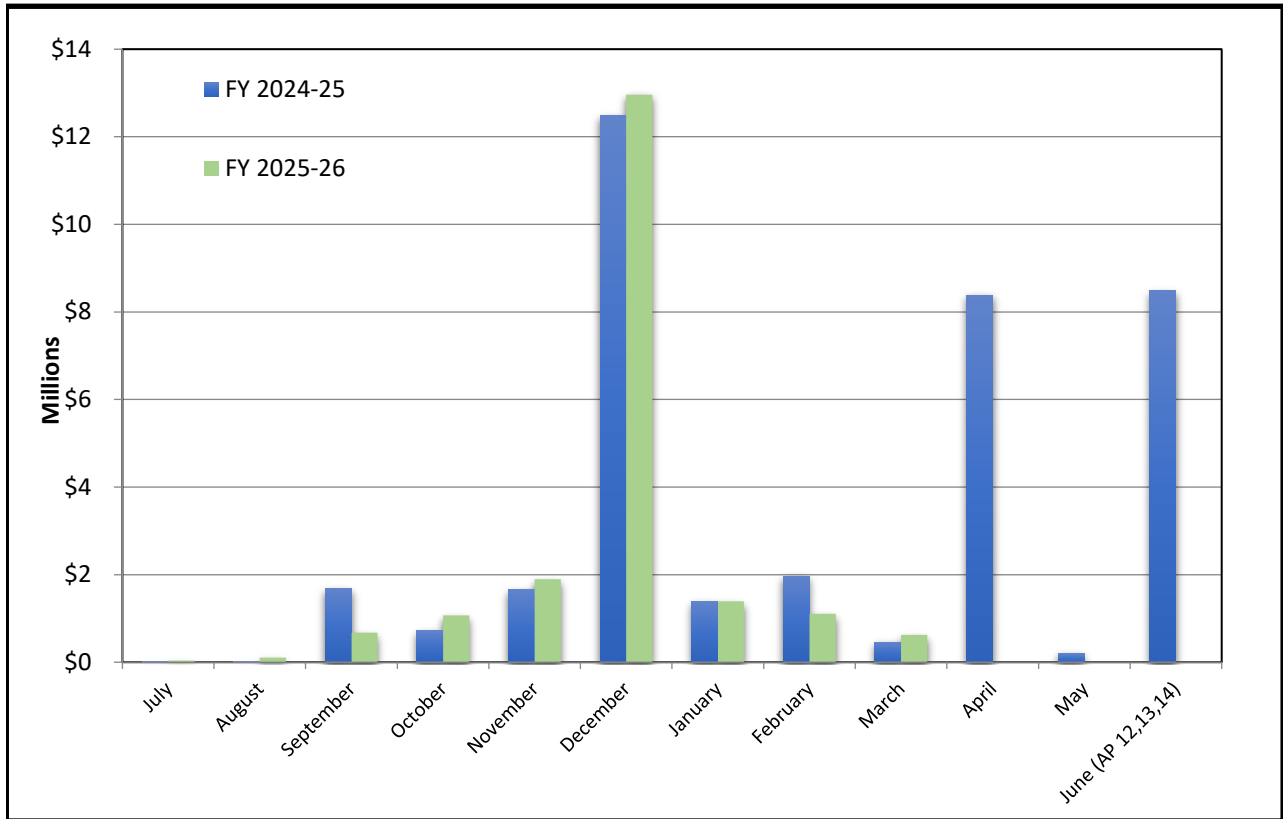


Monterey County
Water Resources Agency
FY 2025-26 FINANCIAL STATUS REPORT

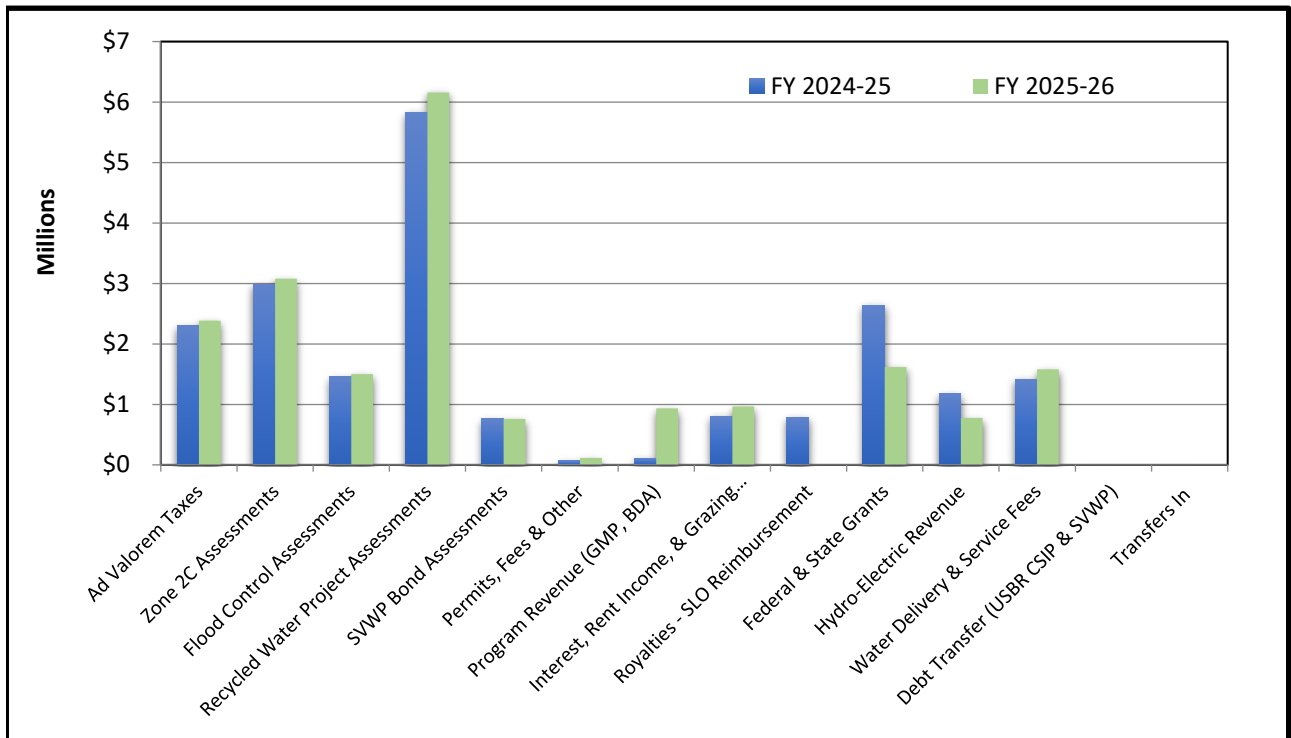
Q3 YTD Actual Revenues

Month By Month Revenues				
	FY 2024-25	% Received	FY 2025-26	% Received
July	7,045	0.0%	36,852	0.1%
August	4,028	0.0%	103,344	0.3%
September	1,681,142	4.0%	677,465	1.7%
October	715,871	5.7%	1,069,550	2.7%
November	1,652,130	9.6%	1,896,697	4.8%
December	12,483,369	39.2%	12,957,042	32.9%
January	1,382,720	42.5%	1,390,617	3.5%
February	1,962,815	47.2%	1,105,999	2.8%
March	458,368	48.3%	626,552	1.6%
April	8,382,106	68.2%	-	
May	202,616	68.6%	-	
June (AP 12,13,14)	8,481,362	88.8%	-	
YEAR TO DATE ACTUAL:	37,413,571	88.8%	19,864,118	50.4%
Budgeted Amount	42,154,850		39,437,279	



Monterey County
Water Resources Agency
FY 2025-26 FINANCIAL STATUS REPORT
Q3 YTD Revenues by Source

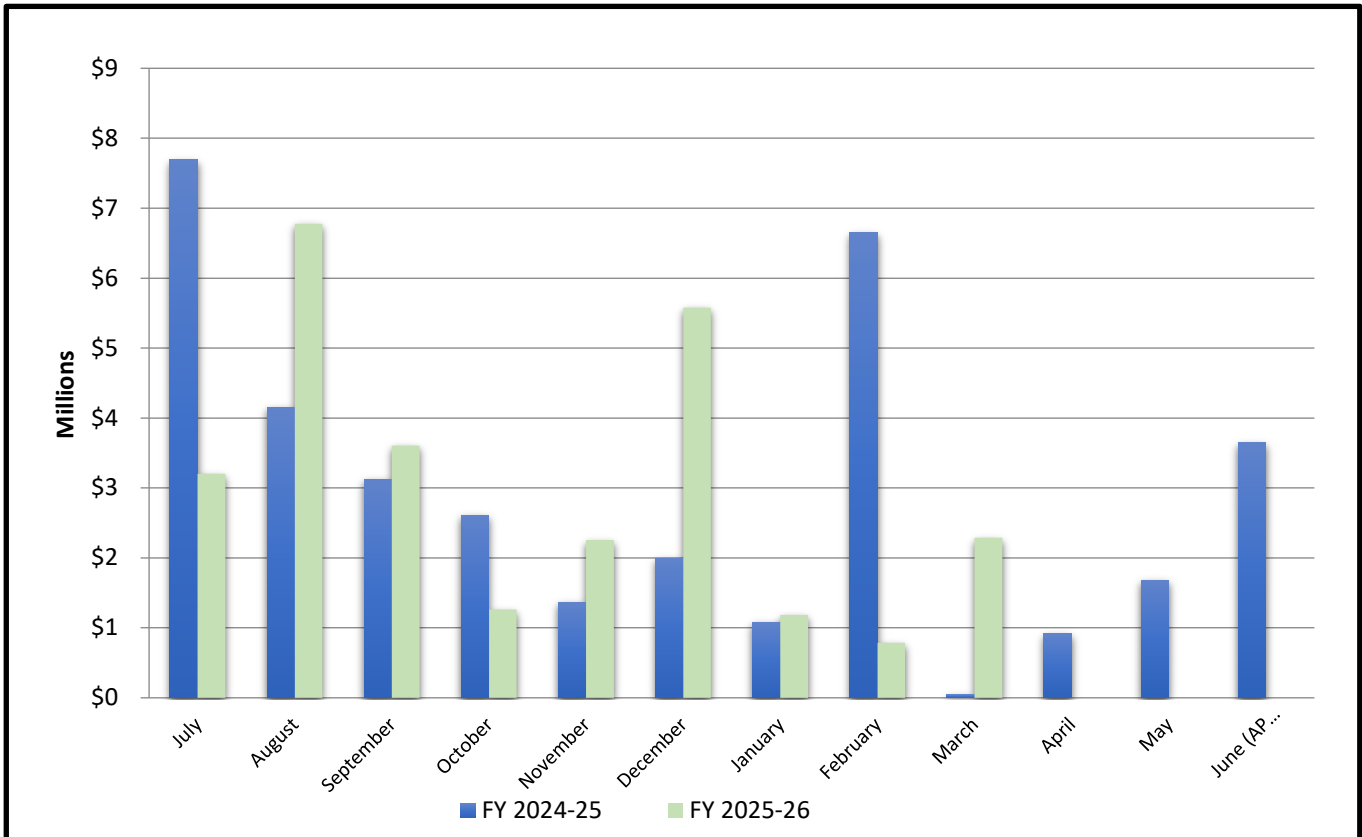
Through Accounting Period 9 - Mar 31		
	FY 2024-25	FY 2025-26
Ad Valorem Taxes	2,297,425	2,383,759
Zone 2C Assessments	2,983,939	3,077,217
Flood Control Assessments	1,460,418	1,502,314
Recycled Water Project Assessments	5,830,691	6,156,953
SVWP Bond Assessments	764,379	759,413
Permits, Fees & Other	71,518	111,927
Program Revenue (GMP, BDA)	110,300	934,501
Interest, Rent Income, & Grazing Leases	807,047	966,745
Royalties - SLO Reimbursement	786,699	0
Federal & State Grants	2,642,499	1,615,474
Hydro-Electric Revenue	1,177,156	776,945
Water Delivery & Service Fees	1,415,417	1,578,870
Debt Transfer (USBR CSIP & SVWP)	0	0
Transfers In	0	0
YEAR TO DATE TOTAL:	20,347,487	19,864,118



Monterey County
Water Resources Agency
FY 2025-26 FINANCIAL STATUS REPORT

Q3 YTD Actual Expenditures

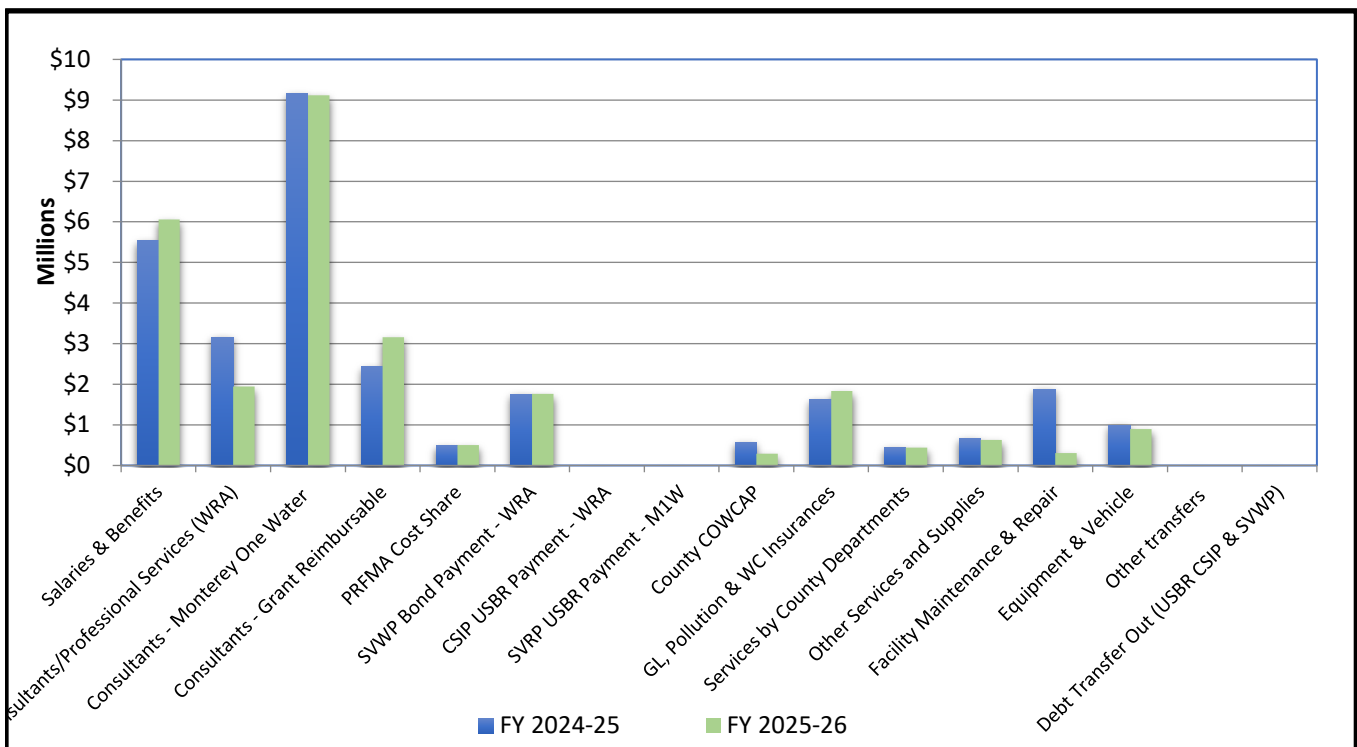
Month By Month Expenditures				
	FY 2024-25	% Expended	FY 2025-26	% Expended
July	7,692,836	15.8%	3,202,490	7.3%
August	4,149,850	24.3%	6,774,328	15.5%
September	3,125,338	30.7%	3,607,164	8.3%
October	2,612,806	36.1%	1,260,916	2.9%
November	1,364,959	38.9%	2,254,543	5.2%
December	1,996,632	43.0%	5,577,926	12.8%
January	1,076,537	45.2%	1,183,757	2.7%
February	6,650,206	58.8%	788,638	1.8%
March	49,849	58.9%	2,289,018	5.2%
April	918,854	60.8%	-	
May	1,681,153	64.2%	-	
June (AP 12,13,14)	3,650,742	71.7%	-	
YEAR TO DATE ACTUAL:	34,969,763	71.7%	26,938,779	61.8%
Budgeted Amount	48,759,795		43,605,541	



Monterey County
Water Resources Agency
FY 2025-26 FINANCIAL STATUS REPORT

Q3 YTD Expenditures by Type

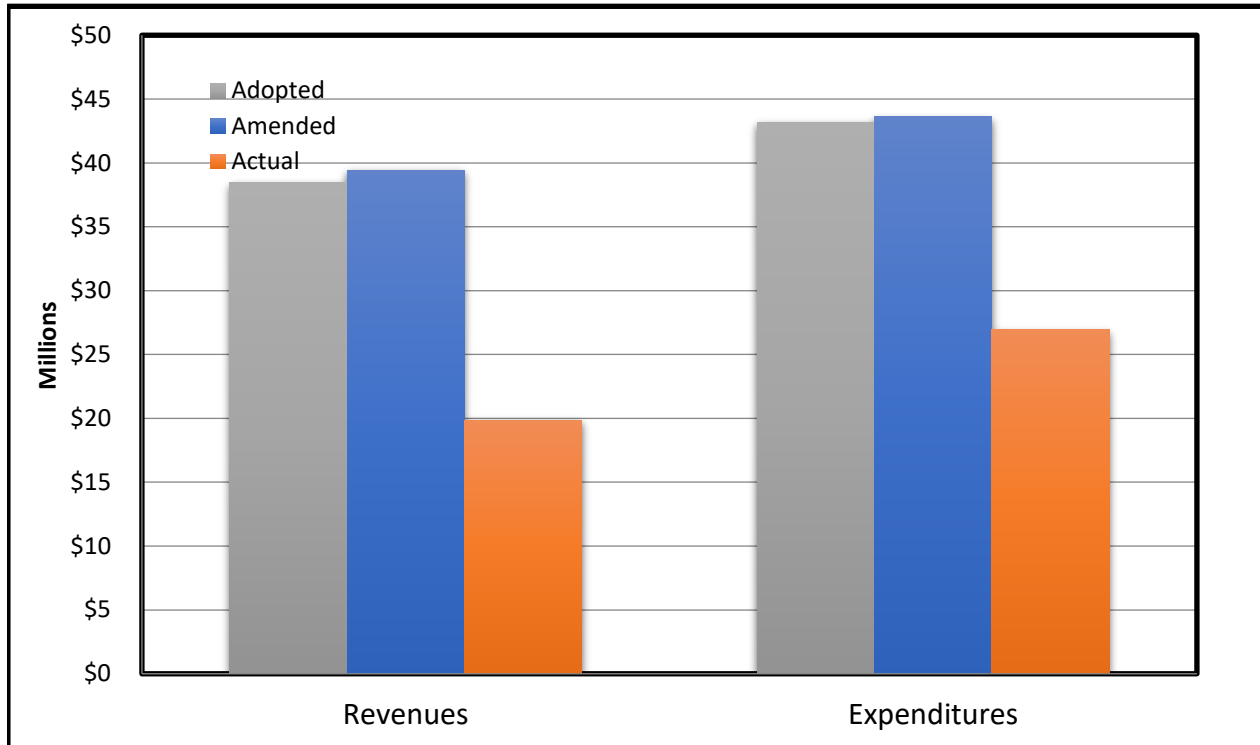
Through Accounting Period 9 - Mar 31		
	FY 2024-25	FY 2025-26
Salaries & Benefits	5,528,744	6,060,100
Consultants/Professional Services (WRA)	3,157,047	1,947,895
Consultants - Monterey One Water	9,163,033	9,114,619
Consultants - Grant Reimbursable	2,440,774	3,160,059
PRFMA Cost Share	491,511	503,307
SVWP Bond Payment - WRA	1,756,213	1,759,713
CSIP USBR Payment - WRA	-	0
SVRP USBR Payment - M1W	-	0
County COWCAP	573,662	292,183
GL, Pollution & WC Insurances	1,624,381	1,835,370
Services by County Departments	441,130	442,789
Other Services and Supplies	673,303	625,645
Facility Maintenance & Repair	1,880,529	302,386
Equipment & Vehicle	988,687	894,714
Other transfers	-	0
Debt Transfer Out (USBR CSIP & SVWP)	-	0
YEAR TO DATE TOTAL:	28,719,013	26,938,779



**MONTEREY COUNTY
WATER RESOURCES AGENCY
FY 2025-26 FINANCIAL STATUS REPORT**

For Q3 Ending: March 31, 2026

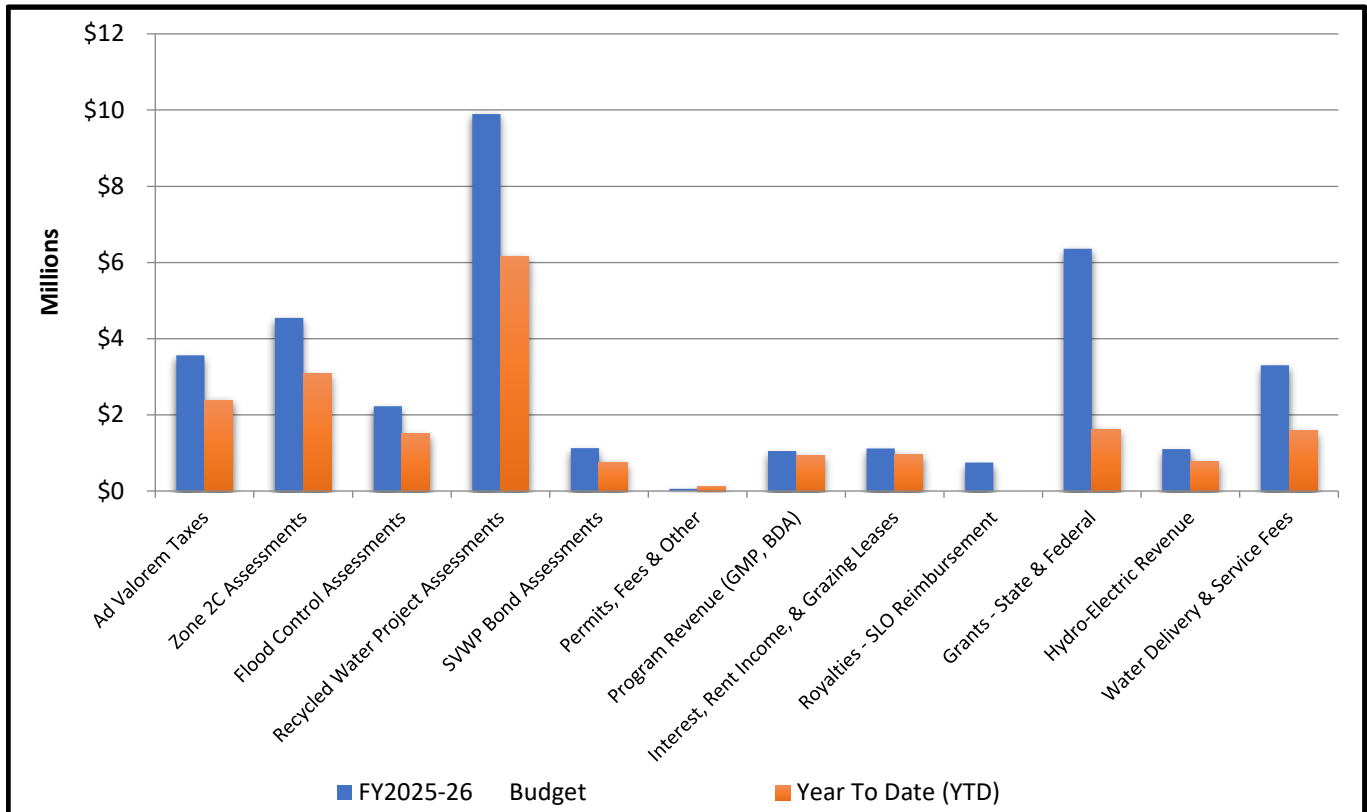
Budget Variance Analysis			
Category	Approved Budget	Amended Budget	YTD Actual
Beginning Fund Balance	23,203,938	23,203,938	23,203,938
Revenues	38,435,673	39,437,279	19,864,118
Expenditures	43,205,541	43,605,541	26,938,779
Ending Available Fund Balance	18,434,070	19,035,676	16,129,277



**MONTEREY COUNTY
WATER RESOURCES AGENCY
FY 2025-26 FINANCIAL STATUS REPORT**

Revenue Variance

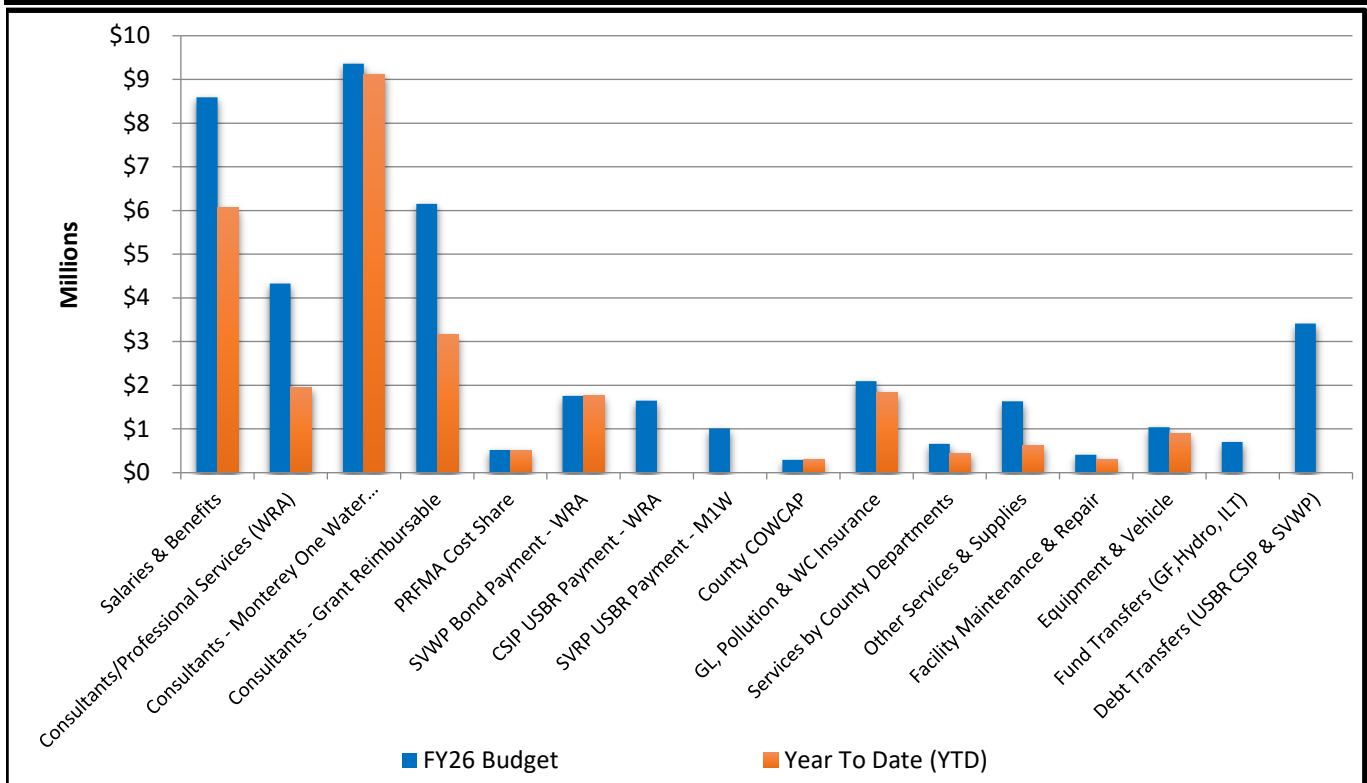
Revenue Variance by Source				
	FY2025-26 Budget	% of Adopted	Year To Date (YTD)	% of YTD vs. Budget
Ad Valorem Taxes	3,558,675	9.0%	2,383,759	67.0%
Zone 2C Assessments	4,544,261	11.5%	3,077,217	67.7%
Flood Control Assessments	2,222,401	5.6%	1,502,314	67.6%
Recycled Water Project Assessments	9,894,133	25.1%	6,156,953	62.2%
SVWP Bond Assessments	1,122,045	2.8%	759,413	67.7%
Permits, Fees & Other	56,421	0.1%	111,927	198.4%
Program Revenue (GMP, BDA)	1,048,956	2.7%	934,501	89.1%
Interest, Rent Income, & Grazing Leases	1,115,369	2.8%	966,745	86.7%
Royalties - SLO Reimbursement	750,000	1.9%	0	0.0%
Grants - State & Federal	6,360,442	16.1%	1,615,474	25.4%
Hydro-Electric Revenue	1,100,000	2.8%	776,945	70.6%
Water Delivery & Service Fees	3,302,362	8.4%	1,578,870	47.8%
Transfers In (from other Agency Funds)	952,500	2.4%	0	0.0%
Debt Transfer (USBR CSIP & SVWP)	3,409,714	8.6%	0	0.0%
TOTAL:	39,437,279	100.0%	19,864,118	50.4%



**MONTEREY COUNTY
WATER RESOURCES AGENCY
FY 2025-26 FINANCIAL STATUS REPORT**

Expenditure Variance

Expenditure Variance by Type				
	FY26 Budget	% of Adopted	Year To Date (YTD)	% of YTD vs. Budget
Salaries & Benefits	8,591,997	19.7%	6,060,100	70.5%
Consultants/Professional Services (WRA)	4,325,414	9.9%	1,947,895	45.0%
Consultants - Monterey One Water Contract Fee	9,357,370	21.5%	9,114,619	97.4%
Consultants - Grant Reimbursable	6,150,000	14.1%	3,160,059	51.4%
PRFMA Cost Share	518,544	1.2%	503,307	97.1%
SVWP Bond Payment - WRA	1,759,714	4.0%	1,759,713	100.0%
CSIP USBR Payment - WRA	1,650,000	3.8%	0	0.0%
SVRP USBR Payment - M1W	1,010,000	2.3%	0	0.0%
County COWCAP	292,184	0.7%	292,183	100.0%
GL, Pollution & WC Insurance	2,091,789	4.8%	1,835,370	87.7%
Services by County Departments	662,584	1.5%	442,789	66.8%
Other Services & Supplies	1,631,679	3.7%	625,645	38.3%
Facility Maintenance & Repair	413,050	0.9%	302,386	73.2%
Equipment & Vehicle	1,041,506	2.4%	894,714	85.9%
Fund Transfers (GF,Hydro, ILT)	700,000	1.6%	0	0.0%
Debt Transfers (USBR CSIP & SVWP)	3,409,714	7.8%	0	0.0%
TOTAL:	43,605,545	100.0%	26,938,779	61.8%



**MONTEREY COUNTY
WATER RESOURCES AGENCY
FY 2025-26 WRA Fund Balances**

For Q3 Ending: March 31, 2026

% Monthly Time Elapsed: 75.00%

			FY2025-26 AMENDED BUDGET				YEAR-TO-DATE Actual					
Fund	Unit	Fund Name	Beginning	Adopted	Adopted	Estimated	YTD	Percent	YTD	Percent	Estimated	Fund
			Fund Balance	Budget	Budget	Ending	Actual	Budget	Actual	Budget	Current	
				Expenditures	Revenue	Fund Balance	Expenditures	Expended	Revenue	Received	Fund Balance	
111	8267	WRA Administration	4,839,735	5,711,321	5,565,514	4,693,928	2,826,631	49.5%	4,627,569	83.1%	6,640,673	111
112	8484	Pajaro Levee	1,389,881	891,499	687,003	1,185,385	573,191	64.3%	463,763	67.5%	1,280,453	112
116	8485	Dam Operations	3,255,696	11,835,605	11,209,013	2,629,104	7,412,948	62.6%	4,362,905	38.9%	205,652	116
121	8486	Soledad Storm Drain	373,510	109,379	112,180	376,311	25,981	23.8%	65,485	58.4%	413,014	121
122	8487	Reclamation Ditch	1,480,321	2,176,631	1,843,282	1,146,972	1,475,910	67.8%	994,697	54.0%	999,108	122
124	8488	San Lorenzo Creek	46,693	56,033	49,898	40,558	17,391	31.0%	28,299	56.7%	57,601	124
127	8489	Moro Cojo Slough	361,370	686,838	365,508	40,040	160,012	23.3%	73,241	20.0%	274,600	127
130	8490	Hydro-Electric Ops	2,754,235	1,817,087	1,172,726	2,109,874	817,435	45.0%	835,772	71.3%	2,772,572	130
131	8491	CSIP Operations	1,709,682	6,664,214	6,423,278	1,468,746	3,354,711	50.3%	3,111,386	48.4%	1,466,357	131
132	8492	SVRP Operations	2,404,051	6,891,960	6,161,150	1,673,241	5,600,125	81.3%	3,856,677	62.6%	660,602	132
134	8493	SRDF Operations	2,166,365	3,233,462	2,432,777	1,365,680	2,821,863	87.3%	1,426,791	58.6%	771,292	134
303	8267	CSIP Debt Service	770,672	1,650,000	1,650,000	770,672	0	0.0%	0	0.0%	770,672	303
313	8494	Debt Services	1,036,761	1,759,714	1,759,714	1,036,761	1,759,713	100.0%	1,846	0.1%	(721,105)	313
426	8495	Interlake Tunnel	614,966	121,798	5,236	498,404	92,867	76.2%	15,686	299.6%	537,786	426
TOTAL:			23,203,938	43,605,541	39,437,279	19,035,676	26,938,779	61.8%	19,864,118	50.4%	16,129,277	

MCWRA Assigned Fund Balance Summary

Fund	Fund Name	BSA	Description	FY25 Ending Balance	Change in FY26	FY26 Ending Balance
111	Administration Fund	3123	Canyon Del Rey Improvement	12,200	0	12,200
116	Dam Operations	3123	Cloud Seeding Reserve	125,000	0	125,000
116	Dam Operations	3123	Capital Project (S.A. Penstock)	840,000	0	840,000
122	Reclamation Ditch	3123	Markeley Swamp Reserve	245,158	0	245,158
131	CSIP Operations	2569	USBR Loan Reserve	254,187	0	254,187