



# MONTEREY COUNTY SOLAR POWER PURCHASE AGREEMENT (PPA) EVALUATION

Created by:  
ARC Alternatives  
November 14<sup>th</sup>, 2024



# SUMMARY OF SOLAR SAVINGS

- ARC modeled the three Monterey County solar sites as proposed by Engie
- The results of net benefit (and Net Present Value) under different utility escalation rate assumptions are shown below:

Site	System Size (kW)	PPA Rate	30-Year Net Benefit, 3.7% Utility Escalation	30-Year Net Benefit, 5.2% Utility Escalation	30-Year NPV, 3.7% Utility Escalation, 4% Discount Rate	30-Year NPV, 5.2% Utility Escalation, 4% Discount Rate
County Civic Center	605.5	\$ 0.3338	\$ 3,292,777	\$ 6,629,925	\$ 1,293,722	\$ 2,747,141
IT Department	448.5	\$ 0.3080	\$ (304,428)	\$ 1,245,937	\$ (373,265)	\$ 326,604
Natividad Medical Center	3,051.5	\$ 0.3328	\$ (9,673,812)	\$ (1,090,633)	\$ (7,217,144)	\$ (3,462,894)
<b>Portfolio Total</b>	<b>4,105.5</b>	<b>\$ 0.3300</b>	<b>\$ (6,685,463)</b>	<b>\$ 6,785,229</b>	<b>\$ (6,296,687)</b>	<b>\$ (389,148)</b>

- Assumptions:
  - Sites are initially modeled under NEM 2.0, but switch to NEM 3.0 (Net Billing) in years 21-30 after grandfathering period ends
  - PPA rate pricing provided by Engie
  - 3.7% and 5.2% utility escalation rate are both modeled
  - 1 planning year assumed (time between now and when project can be completed)
  - 0.5% Solar Degradation Rate
  - Net Present Value: 4% discount rate

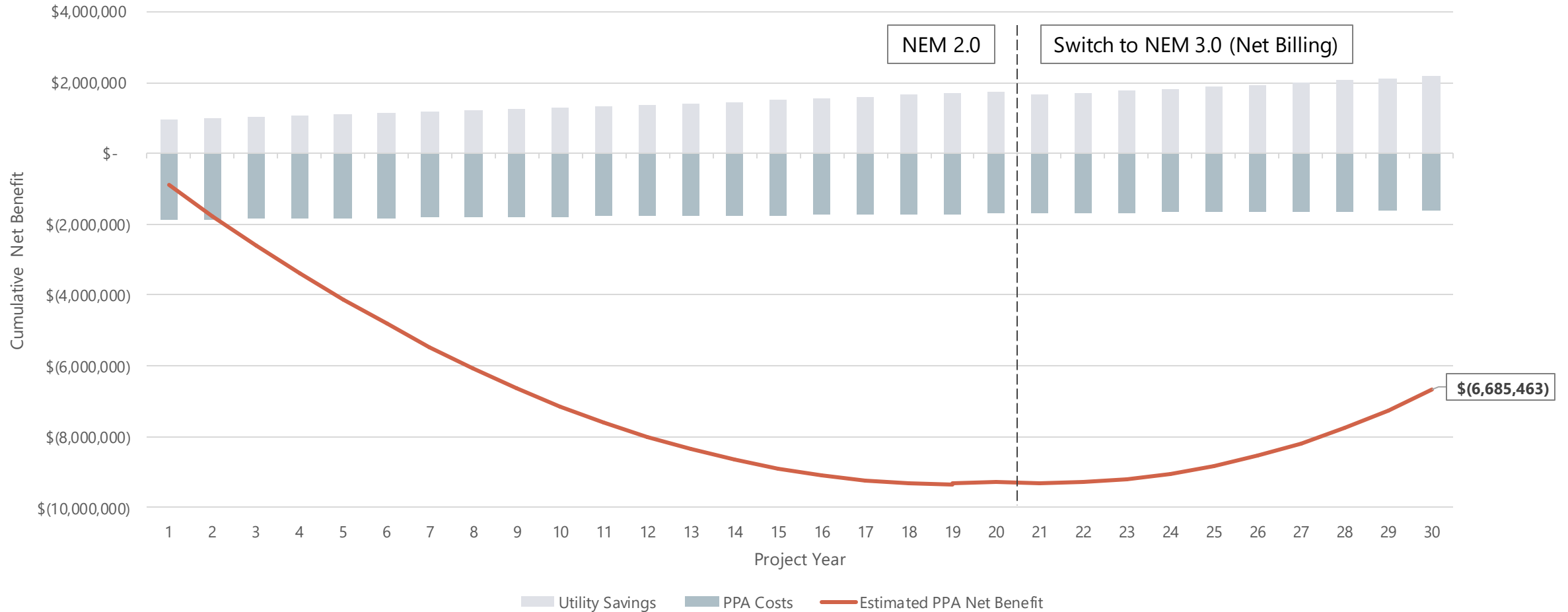
# VISUAL CASH FLOW FIGURES



# PORTFOLIO CASH FLOW – 3.7% ESCALATION

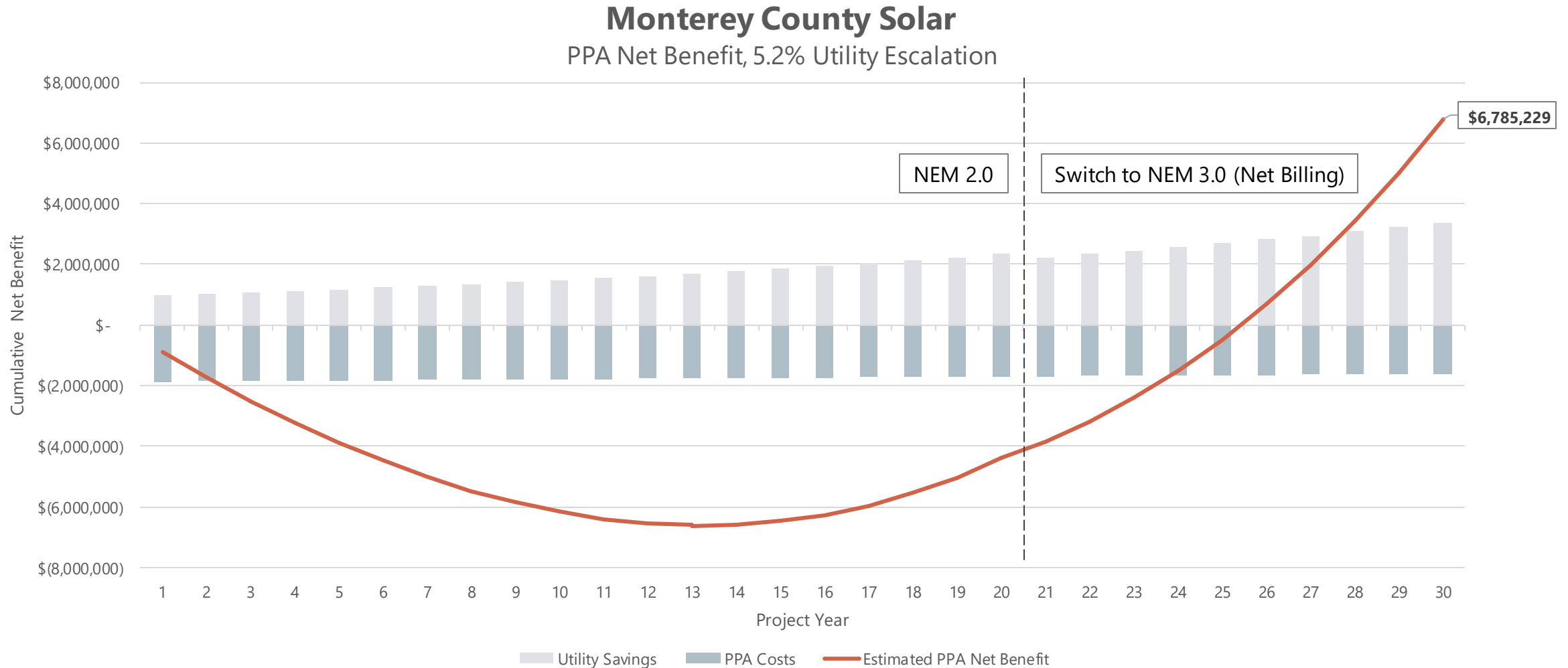
- With a 3.7% utility escalation rate, the solar projects will generate an estimated net loss of \$6.7 million

**Monterey County Solar**  
PPA Net Benefit, 3.7% Utility Escalation



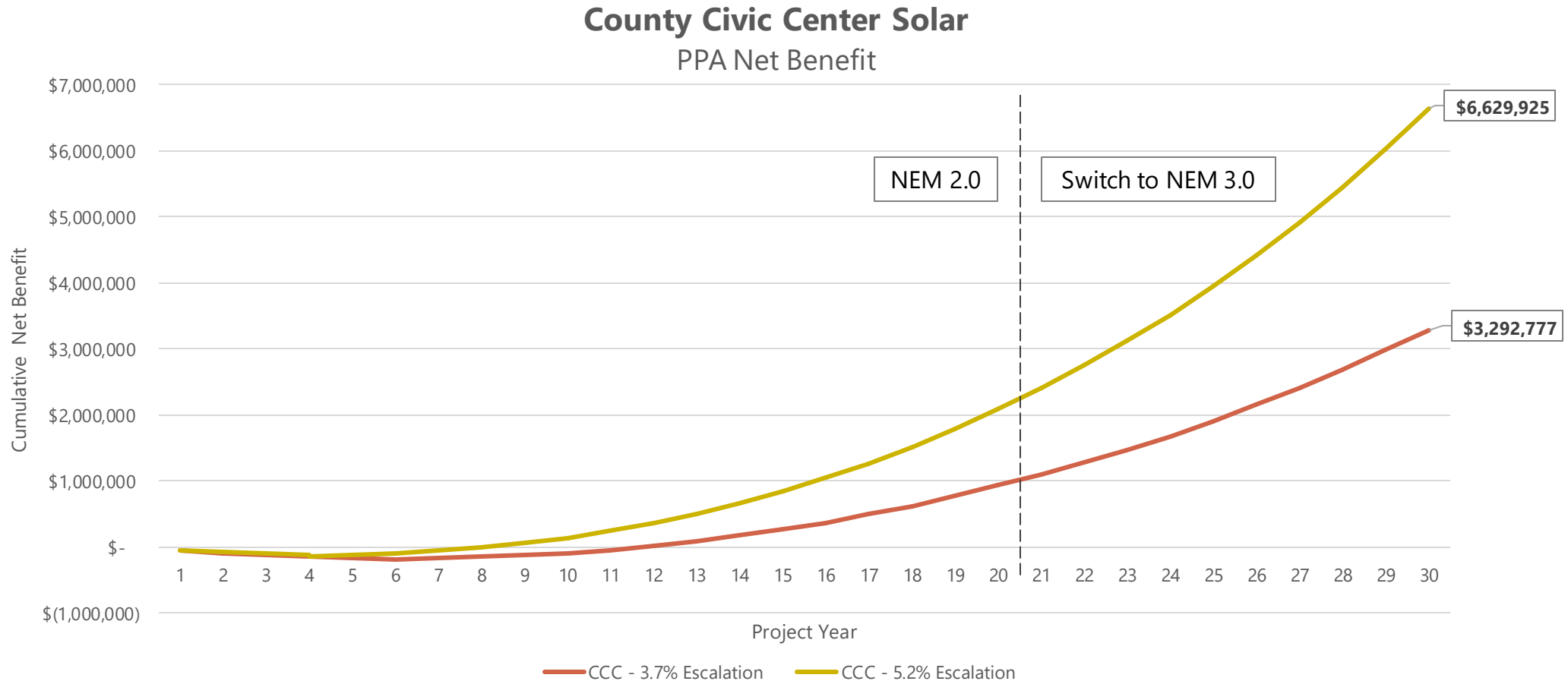
# PORTFOLIO CASH FLOW – 5.2% ESCALATION

- With a 5.2% utility escalation rate, the solar projects will generate an estimated \$6.8 million in total net benefit for the County



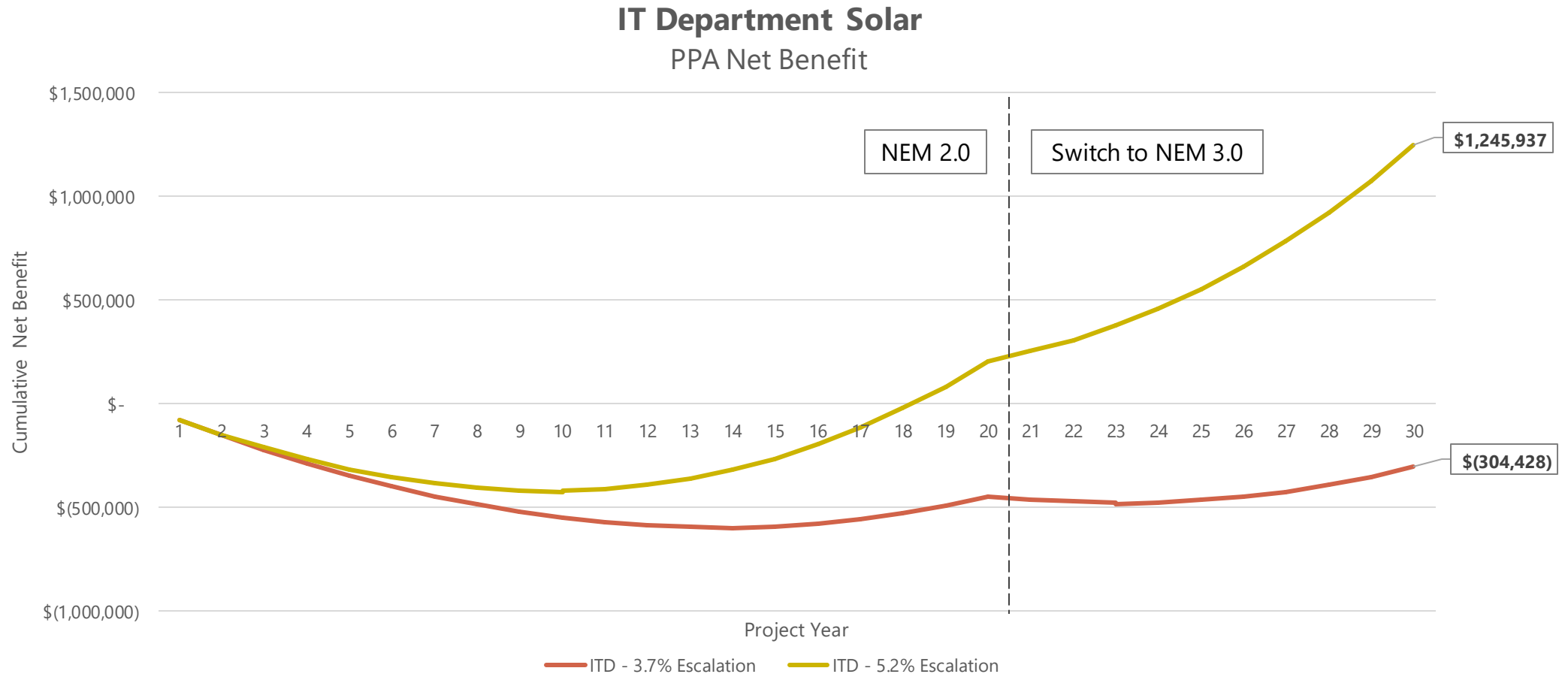
# COUNTY CIVIC CENTER CASH FLOW

- The solar project at the County Civic Center will generate different levels of net benefit based on the following modeled utility escalation rates:
  - 3.7% utility escalation rate: **\$3.3 million net benefit**
  - 5.2% utility escalation rate: **\$6.6 million net benefit**



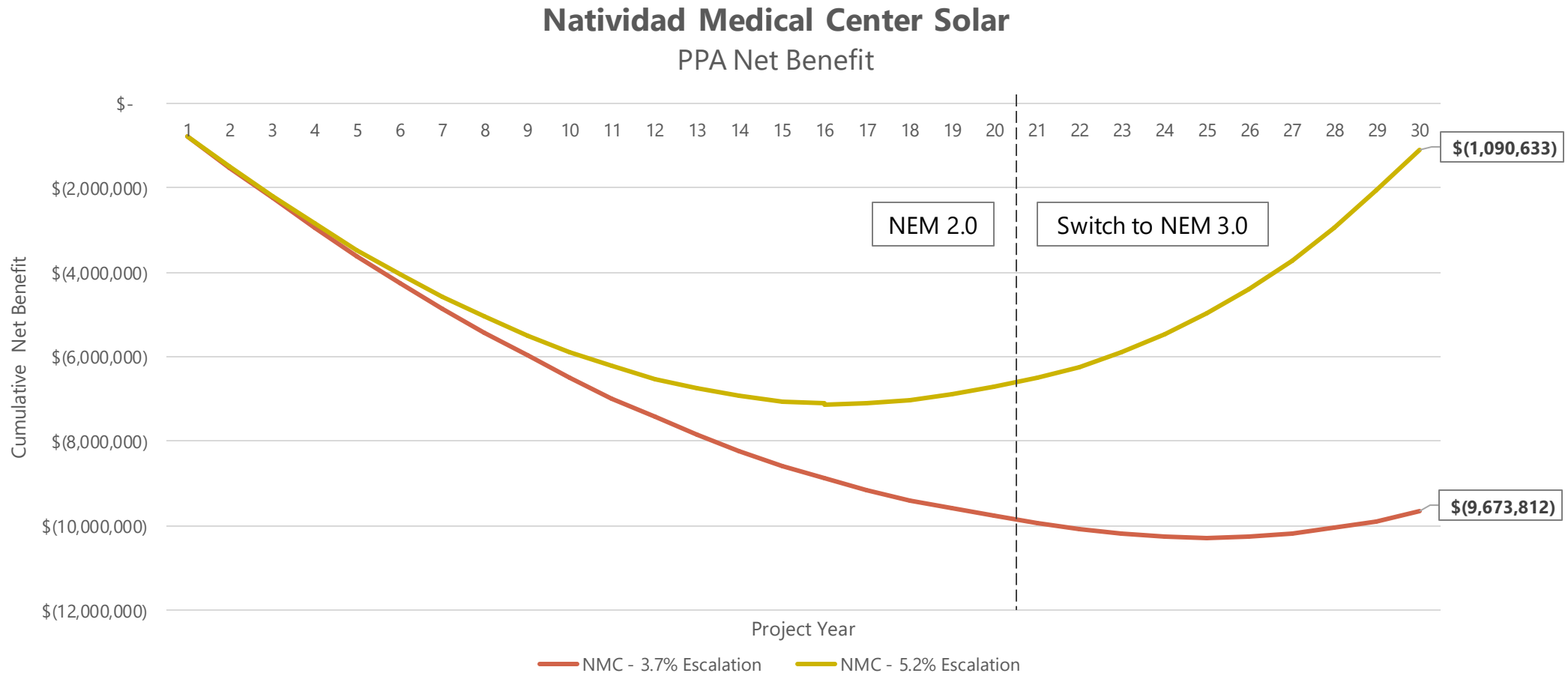
# IT DEPARTMENT CASH FLOW

- The solar project at the IT Department will generate different levels of net benefit based on the following modeled utility escalation rates:
  - 3.7% utility escalation rate: **\$300k net loss**
  - 5.2% utility escalation rate: **\$1.2 million net benefit**



# NATIVIDAD MEDICAL CENTER CASH FLOW

- The solar project at Natividad Medical Center will generate different levels of net benefit based on the following modeled utility escalation rates:
  - 3.7% utility escalation rate: **\$9.7 million net loss**
  - 5.2% utility escalation rate: **\$1.1 million net loss**





# DETAILED MODEL CASH FLOWS – 3.7% ESCALATION

# PORTFOLIO SUMMARY



Site Information							Utility Bill Savings					PPA Costs and Benefits				
Site Name	Year	Site Usage (kWh)	System Size (kW dc)	Solar Generation	kWh Offset	Yield	Utility Bill Before Solar	Utility Bill After Solar	Utility Savings	Avoided Cost (Value of Solar)	Blended Utility Rate	PPA Rate	PPA Cost	Net Benefit	Net Benefit (NPV with 4% Discount Rate)	Cumulative Net Benefit (NPV)
<b>Portfolio Summary Total - 3.7% Escalation</b>	1	16,801,700	3,714	5,677,682	33.8%	1,529	\$ 4,176,257	\$ 3,208,981	\$ 967,276	\$ 0.1704	\$ 0.2486	\$ 0.3300	\$ 1,873,495	\$ (906,219)	\$ (871,364)	\$ (871,364)
Portfolio Summary Total - 3.7% Escalation	2	16,801,700	3,714	5,649,294	33.6%	1,521	\$ 4,330,778	\$ 3,332,728	\$ 998,050	\$ 0.1767	\$ 0.2578	\$ 0.3300	\$ 1,864,127	\$ (866,077)	\$ (800,737)	\$ (1,672,102)
Portfolio Summary Total - 3.7% Escalation	3	16,801,700	3,714	5,621,047	33.5%	1,514	\$ 4,491,017	\$ 3,461,214	\$ 1,029,803	\$ 0.1832	\$ 0.2673	\$ 0.3300	\$ 1,854,807	\$ (825,004)	\$ (733,425)	\$ (2,405,527)
Portfolio Summary Total - 3.7% Escalation	4	16,801,700	3,714	5,592,942	33.3%	1,506	\$ 4,657,185	\$ 3,594,619	\$ 1,062,566	\$ 0.1900	\$ 0.2772	\$ 0.3300	\$ 1,845,533	\$ (782,967)	\$ (669,283)	\$ (3,074,810)
Portfolio Summary Total - 3.7% Escalation	5	16,801,700	3,714	5,564,977	33.1%	1,499	\$ 4,829,500	\$ 3,733,129	\$ 1,096,372	\$ 0.1970	\$ 0.2874	\$ 0.3300	\$ 1,836,305	\$ (739,933)	\$ (608,171)	\$ (3,682,981)
Portfolio Summary Total - 3.7% Escalation	6	16,801,700	3,714	5,537,152	33.0%	1,491	\$ 5,008,192	\$ 3,876,939	\$ 1,131,253	\$ 0.2043	\$ 0.2981	\$ 0.3300	\$ 1,827,123	\$ (695,871)	\$ (549,957)	\$ (4,232,938)
Portfolio Summary Total - 3.7% Escalation	7	16,801,700	3,714	5,509,467	32.8%	1,484	\$ 5,193,495	\$ 4,026,252	\$ 1,167,243	\$ 0.2119	\$ 0.3091	\$ 0.3300	\$ 1,817,988	\$ (650,744)	\$ (494,512)	\$ (4,727,451)
Portfolio Summary Total - 3.7% Escalation	8	16,801,700	3,714	5,481,919	32.6%	1,476	\$ 5,385,654	\$ 4,181,275	\$ 1,204,379	\$ 0.2197	\$ 0.3205	\$ 0.3300	\$ 1,808,898	\$ (604,519)	\$ (441,716)	\$ (5,169,166)
Portfolio Summary Total - 3.7% Escalation	9	16,801,700	3,714	5,454,510	32.5%	1,469	\$ 5,584,924	\$ 4,342,227	\$ 1,242,697	\$ 0.2278	\$ 0.3324	\$ 0.3300	\$ 1,799,853	\$ (557,157)	\$ (391,451)	\$ (5,560,617)
Portfolio Summary Total - 3.7% Escalation	10	16,801,700	3,714	5,427,237	32.3%	1,461	\$ 5,791,566	\$ 4,509,333	\$ 1,282,233	\$ 0.2363	\$ 0.3447	\$ 0.3300	\$ 1,790,854	\$ (508,621)	\$ (343,606)	\$ (5,904,224)
Portfolio Summary Total - 3.7% Escalation	11	16,801,700	3,714	5,400,101	32.1%	1,454	\$ 6,005,854	\$ 4,682,827	\$ 1,323,027	\$ 0.2450	\$ 0.3575	\$ 0.3300	\$ 1,781,900	\$ (458,873)	\$ (298,075)	\$ (6,202,299)
Portfolio Summary Total - 3.7% Escalation	12	16,801,700	3,714	5,373,100	32.0%	1,447	\$ 6,228,070	\$ 4,862,951	\$ 1,365,119	\$ 0.2541	\$ 0.3707	\$ 0.3300	\$ 1,772,990	\$ (407,871)	\$ (254,755)	\$ (6,457,054)
Portfolio Summary Total - 3.7% Escalation	13	16,801,700	3,714	5,346,235	31.8%	1,440	\$ 6,458,509	\$ 5,049,958	\$ 1,408,551	\$ 0.2635	\$ 0.3844	\$ 0.3300	\$ 1,764,125	\$ (355,575)	\$ (213,549)	\$ (6,670,603)
Portfolio Summary Total - 3.7% Escalation	14	16,801,700	3,714	5,319,504	31.7%	1,432	\$ 6,697,474	\$ 5,244,110	\$ 1,453,364	\$ 0.2732	\$ 0.3986	\$ 0.3300	\$ 1,755,305	\$ (301,941)	\$ (174,364)	\$ (6,844,966)
Portfolio Summary Total - 3.7% Escalation	15	16,801,700	3,714	5,292,906	31.5%	1,425	\$ 6,945,280	\$ 5,445,678	\$ 1,499,602	\$ 0.2833	\$ 0.4134	\$ 0.3300	\$ 1,746,528	\$ (246,926)	\$ (137,109)	\$ (6,982,075)
Portfolio Summary Total - 3.7% Escalation	16	16,801,700	3,714	5,266,442	31.3%	1,418	\$ 7,202,256	\$ 5,654,943	\$ 1,547,312	\$ 0.2938	\$ 0.4287	\$ 0.3300	\$ 1,737,796	\$ (190,483)	\$ (101,701)	\$ (7,083,776)
Portfolio Summary Total - 3.7% Escalation	17	16,801,700	3,714	5,240,109	31.2%	1,411	\$ 7,468,739	\$ 5,872,199	\$ 1,596,540	\$ 0.3047	\$ 0.4445	\$ 0.3300	\$ 1,729,107	\$ (132,567)	\$ (68,056)	\$ (7,151,832)
Portfolio Summary Total - 3.7% Escalation	18	16,801,700	3,714	5,213,909	31.0%	1,404	\$ 7,745,082	\$ 6,097,749	\$ 1,647,334	\$ 0.3159	\$ 0.4610	\$ 0.3300	\$ 1,720,461	\$ (73,127)	\$ (36,098)	\$ (7,187,930)
Portfolio Summary Total - 3.7% Escalation	19	16,801,700	3,714	5,187,839	30.9%	1,397	\$ 8,031,650	\$ 6,331,907	\$ 1,699,744	\$ 0.3276	\$ 0.4780	\$ 0.3300	\$ 1,711,859	\$ (12,115)	\$ (5,750)	\$ (7,193,680)
Portfolio Summary Total - 3.7% Escalation	20	16,801,700	3,714	5,161,900	30.7%	1,390	\$ 8,328,822	\$ 6,575,000	\$ 1,753,821	\$ 0.3398	\$ 0.4957	\$ 0.3300	\$ 1,703,300	\$ 50,522	\$ 23,057	\$ (7,170,623)
Portfolio Summary Total - 3.7% Escalation	21	16,801,700	3,714	5,136,091	30.6%	1,383	\$ 8,636,988	\$ 6,980,251	\$ 1,656,737	\$ 0.3226	\$ 0.5141	\$ 0.3300	\$ 1,694,783	\$ (38,046)	\$ (16,696)	\$ (7,187,319)
Portfolio Summary Total - 3.7% Escalation	22	16,801,700	3,714	5,110,410	30.4%	1,376	\$ 8,956,557	\$ 7,247,111	\$ 1,709,446	\$ 0.3345	\$ 0.5331	\$ 0.3300	\$ 1,686,309	\$ 23,137	\$ 9,763	\$ (7,177,556)
Portfolio Summary Total - 3.7% Escalation	23	16,801,700	3,714	5,084,858	30.3%	1,369	\$ 9,287,949	\$ 7,524,117	\$ 1,763,832	\$ 0.3469	\$ 0.5528	\$ 0.3300	\$ 1,677,878	\$ 85,954	\$ 34,874	\$ (7,142,682)
Portfolio Summary Total - 3.7% Escalation	24	16,801,700	3,714	5,059,434	30.1%	1,362	\$ 9,631,603	\$ 7,811,655	\$ 1,819,948	\$ 0.3597	\$ 0.5733	\$ 0.3300	\$ 1,669,488	\$ 150,460	\$ 58,698	\$ (7,083,985)
Portfolio Summary Total - 3.7% Escalation	25	16,801,700	3,714	5,034,137	30.0%	1,356	\$ 9,987,973	\$ 8,110,123	\$ 1,877,850	\$ 0.3730	\$ 0.5945	\$ 0.3300	\$ 1,661,141	\$ 216,709	\$ 81,291	\$ (7,002,694)
Portfolio Summary Total - 3.7% Escalation	26	16,801,700	3,714	5,008,966	29.8%	1,349	\$ 10,357,528	\$ 8,419,934	\$ 1,937,593	\$ 0.3868	\$ 0.6165	\$ 0.3300	\$ 1,652,835	\$ 284,758	\$ 102,709	\$ (6,899,984)
Portfolio Summary Total - 3.7% Escalation	27	16,801,700	3,714	4,983,921	29.7%	1,342	\$ 10,740,756	\$ 8,741,518	\$ 1,999,238	\$ 0.4011	\$ 0.6393	\$ 0.3300	\$ 1,644,571	\$ 354,667	\$ 123,004	\$ (6,776,980)
Portfolio Summary Total - 3.7% Escalation	28	16,801,700	3,714	4,959,002	29.5%	1,335	\$ 11,138,164	\$ 9,075,320	\$ 2,062,844	\$ 0.4160	\$ 0.6629	\$ 0.3300	\$ 1,636,348	\$ 426,496	\$ 142,227	\$ (6,634,753)
Portfolio Summary Total - 3.7% Escalation	29	16,801,700	3,714	4,934,207	29.4%	1,329	\$ 11,550,276	\$ 9,421,803	\$ 2,128,473	\$ 0.4314	\$ 0.6874	\$ 0.3300	\$ 1,628,166	\$ 500,307	\$ 160,424	\$ (6,474,329)
Portfolio Summary Total - 3.7% Escalation	30	16,801,700	3,714	4,909,536	29.2%	1,322	\$ 11,977,636	\$ 9,781,446	\$ 2,196,190	\$ 0.4473	\$ 0.7129	\$ 0.3300	\$ 1,620,025	\$ 576,165	\$ 177,642	\$ (6,296,687)
<b>Total</b>	<b>T</b>	<b>504,051,000</b>	<b>3,714</b>	<b>158,538,832</b>	<b>31.5%</b>	<b>2,135</b>	<b>\$ 222,825,733</b>	<b>\$ 177,197,299</b>	<b>\$ 45,628,434</b>	<b>\$ 0.2878</b>	<b>\$ 0.4421</b>	<b>\$ 0.3300</b>	<b>\$ 52,313,897</b>	<b>\$ (6,685,463)</b>	<b>\$ (6,296,687)</b>	

# COUNTY CIVIC CENTER



Site Information							Utility Bill Savings					PPA Costs and Benefits				
Site Name	Year	Site Usage (kWh)	System Size (kW dc)	Solar Generation	kWh Offset	Yield	Utility Bill Before Solar	Utility Bill After Solar	Utility Savings	Avoided Cost (Value of Solar)	Blended Utility Rate	PPA Rate	PPA Cost	Net Benefit	Net Benefit (NPV with 4% Discount Rate)	Cumulative Net Benefit (NPV)
<b>County Civic Center - 3.7% Escalation</b>	1	3,236,012	543	843,314	26.1%	1,552	\$ 1,047,162	\$ 816,865	\$ 230,298	\$ 0.2731	\$ 0.3236	\$ 0.3338	\$ 281,498	\$ (51,201)	\$ (49,231)	\$ (49,231)
County Civic Center - 3.7% Escalation	2	3,236,012	543	839,097	25.9%	1,544	\$ 1,085,907	\$ 848,283	\$ 237,625	\$ 0.2832	\$ 0.3356	\$ 0.3338	\$ 280,091	\$ (42,466)	\$ (39,262)	\$ (88,494)
County Civic Center - 3.7% Escalation	3	3,236,012	543	834,902	25.8%	1,536	\$ 1,126,086	\$ 880,901	\$ 245,185	\$ 0.2937	\$ 0.3480	\$ 0.3338	\$ 278,690	\$ (33,506)	\$ (29,786)	\$ (118,280)
County Civic Center - 3.7% Escalation	4	3,236,012	543	830,727	25.7%	1,529	\$ 1,167,751	\$ 914,766	\$ 252,985	\$ 0.3045	\$ 0.3609	\$ 0.3338	\$ 277,297	\$ (24,312)	\$ (20,782)	\$ (139,062)
County Civic Center - 3.7% Escalation	5	3,236,012	543	826,574	25.5%	1,521	\$ 1,210,958	\$ 949,924	\$ 261,034	\$ 0.3158	\$ 0.3742	\$ 0.3338	\$ 275,910	\$ (14,876)	\$ (12,227)	\$ (151,289)
County Civic Center - 3.7% Escalation	6	3,236,012	543	822,441	25.4%	1,514	\$ 1,255,763	\$ 986,425	\$ 269,339	\$ 0.3275	\$ 0.3881	\$ 0.3338	\$ 274,531	\$ (5,192)	\$ (4,103)	\$ (155,392)
County Civic Center - 3.7% Escalation	7	3,236,012	543	818,329	25.3%	1,506	\$ 1,302,227	\$ 1,024,319	\$ 277,908	\$ 0.3396	\$ 0.4024	\$ 0.3338	\$ 273,158	\$ 4,750	\$ 3,609	\$ (151,783)
County Civic Center - 3.7% Escalation	8	3,236,012	543	814,237	25.2%	1,498	\$ 1,350,409	\$ 1,063,660	\$ 286,749	\$ 0.3522	\$ 0.4173	\$ 0.3338	\$ 271,792	\$ 14,957	\$ 10,929	\$ (140,854)
County Civic Center - 3.7% Escalation	9	3,236,012	543	810,166	25.0%	1,491	\$ 1,400,374	\$ 1,104,502	\$ 295,872	\$ 0.3652	\$ 0.4327	\$ 0.3338	\$ 270,433	\$ 25,439	\$ 17,873	\$ (122,981)
County Civic Center - 3.7% Escalation	10	3,236,012	543	806,115	24.9%	1,483	\$ 1,452,188	\$ 1,146,903	\$ 305,285	\$ 0.3787	\$ 0.4488	\$ 0.3338	\$ 269,081	\$ 36,204	\$ 24,458	\$ (98,523)
County Civic Center - 3.7% Escalation	11	3,236,012	543	802,084	24.8%	1,476	\$ 1,505,919	\$ 1,190,921	\$ 314,998	\$ 0.3927	\$ 0.4654	\$ 0.3338	\$ 267,736	\$ 47,262	\$ 30,701	\$ (67,822)
County Civic Center - 3.7% Escalation	12	3,236,012	543	798,074	24.7%	1,469	\$ 1,561,638	\$ 1,236,618	\$ 325,020	\$ 0.4073	\$ 0.4826	\$ 0.3338	\$ 266,397	\$ 58,623	\$ 36,616	\$ (31,207)
County Civic Center - 3.7% Escalation	13	3,236,012	543	794,084	24.5%	1,461	\$ 1,619,419	\$ 1,284,058	\$ 335,360	\$ 0.4223	\$ 0.5004	\$ 0.3338	\$ 265,065	\$ 70,295	\$ 42,217	\$ 11,011
County Civic Center - 3.7% Escalation	14	3,236,012	543	790,113	24.4%	1,454	\$ 1,679,337	\$ 1,333,307	\$ 346,030	\$ 0.4379	\$ 0.5190	\$ 0.3338	\$ 263,740	\$ 82,290	\$ 47,520	\$ 58,531
County Civic Center - 3.7% Escalation	15	3,236,012	543	786,163	24.3%	1,447	\$ 1,741,473	\$ 1,384,434	\$ 357,039	\$ 0.4542	\$ 0.5382	\$ 0.3338	\$ 262,421	\$ 94,618	\$ 52,538	\$ 111,069
County Civic Center - 3.7% Escalation	16	3,236,012	543	782,232	24.2%	1,440	\$ 1,805,907	\$ 1,437,509	\$ 368,398	\$ 0.4710	\$ 0.5581	\$ 0.3338	\$ 261,109	\$ 107,289	\$ 57,282	\$ 168,351
County Civic Center - 3.7% Escalation	17	3,236,012	543	778,321	24.1%	1,432	\$ 1,872,726	\$ 1,492,607	\$ 380,118	\$ 0.4884	\$ 0.5787	\$ 0.3338	\$ 259,803	\$ 120,315	\$ 61,766	\$ 230,118
County Civic Center - 3.7% Escalation	18	3,236,012	543	774,429	23.9%	1,425	\$ 1,942,017	\$ 1,549,805	\$ 392,212	\$ 0.5065	\$ 0.6001	\$ 0.3338	\$ 258,504	\$ 133,707	\$ 66,002	\$ 296,119
County Civic Center - 3.7% Escalation	19	3,236,012	543	770,557	23.8%	1,418	\$ 2,013,871	\$ 1,609,181	\$ 404,690	\$ 0.5252	\$ 0.6223	\$ 0.3338	\$ 257,212	\$ 147,478	\$ 69,999	\$ 366,119
County Civic Center - 3.7% Escalation	20	3,236,012	543	766,704	23.7%	1,411	\$ 2,088,384	\$ 1,670,819	\$ 417,565	\$ 0.5446	\$ 0.6454	\$ 0.3338	\$ 255,926	\$ 161,639	\$ 73,770	\$ 439,889
County Civic Center - 3.7% Escalation	21	3,236,012	543	762,871	23.6%	1,404	\$ 2,165,655	\$ 1,746,163	\$ 419,491	\$ 0.5499	\$ 0.6692	\$ 0.3338	\$ 254,646	\$ 164,845	\$ 72,339	\$ 512,228
County Civic Center - 3.7% Escalation	22	3,236,012	543	759,056	23.5%	1,397	\$ 2,245,784	\$ 1,812,947	\$ 432,837	\$ 0.5702	\$ 0.6940	\$ 0.3338	\$ 253,373	\$ 179,464	\$ 75,726	\$ 587,954
County Civic Center - 3.7% Escalation	23	3,236,012	543	755,261	23.3%	1,390	\$ 2,328,878	\$ 1,882,270	\$ 446,608	\$ 0.5913	\$ 0.7197	\$ 0.3338	\$ 252,106	\$ 194,502	\$ 78,915	\$ 666,869
County Civic Center - 3.7% Escalation	24	3,236,012	543	751,485	23.2%	1,383	\$ 2,415,046	\$ 1,954,229	\$ 460,817	\$ 0.6132	\$ 0.7463	\$ 0.3338	\$ 250,846	\$ 209,971	\$ 81,914	\$ 748,783
County Civic Center - 3.7% Escalation	25	3,236,012	543	747,727	23.1%	1,376	\$ 2,504,403	\$ 2,028,925	\$ 475,478	\$ 0.6359	\$ 0.7739	\$ 0.3338	\$ 249,591	\$ 225,886	\$ 84,734	\$ 833,517
County Civic Center - 3.7% Escalation	26	3,236,012	543	743,989	23.0%	1,369	\$ 2,597,066	\$ 2,106,461	\$ 490,605	\$ 0.6594	\$ 0.8026	\$ 0.3338	\$ 248,343	\$ 242,262	\$ 87,381	\$ 920,898
County Civic Center - 3.7% Escalation	27	3,236,012	543	740,269	22.9%	1,362	\$ 2,693,157	\$ 2,186,944	\$ 506,214	\$ 0.6838	\$ 0.8322	\$ 0.3338	\$ 247,102	\$ 259,112	\$ 89,864	\$ 1,010,762
County Civic Center - 3.7% Escalation	28	3,236,012	543	736,567	22.8%	1,355	\$ 2,792,804	\$ 2,270,485	\$ 522,319	\$ 0.7091	\$ 0.8630	\$ 0.3338	\$ 245,866	\$ 276,453	\$ 92,191	\$ 1,102,953
County Civic Center - 3.7% Escalation	29	3,236,012	543	732,885	22.6%	1,349	\$ 2,896,138	\$ 2,357,202	\$ 538,936	\$ 0.7354	\$ 0.8950	\$ 0.3338	\$ 244,637	\$ 294,300	\$ 94,368	\$ 1,197,321
County Civic Center - 3.7% Escalation	30	3,236,012	543	729,220	22.5%	1,342	\$ 3,003,295	\$ 2,447,212	\$ 556,083	\$ 0.7626	\$ 0.9281	\$ 0.3338	\$ 243,414	\$ 312,669	\$ 96,402	\$ 1,293,722
<b>Total</b>	<b>T</b>	<b>97,080,360</b>	<b>543</b>	<b>23,547,993</b>	<b>24.3%</b>	<b>2,167</b>	<b>\$ 55,871,744</b>	<b>\$ 44,718,647</b>	<b>\$ 11,153,097</b>	<b>\$ 0.4736</b>	<b>\$ 0.5755</b>	<b>\$ 0.3338</b>	<b>\$ 7,860,320</b>	<b>\$ 3,292,777</b>	<b>\$ 1,293,722</b>	

# IT DEPARTMENT



Site Information							Utility Bill Savings					PPA Costs and Benefits				
Site Name	Year	Site Usage (kWh)	System Size (kW dc)	Solar Generation	kWh Offset	Yield	Utility Bill Before Solar	Utility Bill After Solar	Utility Savings	Avoided Cost (Value of Solar)	Blended Utility Rate	PPA Rate	PPA Cost	Net Benefit	Net Benefit (NPV with 4% Discount Rate)	Cumulative Net Benefit (NPV)
<b>IT Department - 3.7% Escalation</b>	1	951,468	449	680,690	71.5%	1,518	\$ 259,824	\$ 130,022	\$ 129,801	\$ 0.1907	\$ 0.2731	\$ 0.3080	\$ 209,653	\$ (79,851)	\$ (76,780)	\$ (76,780)
IT Department - 3.7% Escalation	2	951,468	449	677,287	71.2%	1,510	\$ 269,437	\$ 135,506	\$ 133,931	\$ 0.1977	\$ 0.2832	\$ 0.3080	\$ 208,604	\$ (74,673)	\$ (69,040)	\$ (145,820)
IT Department - 3.7% Escalation	3	951,468	449	673,900	70.8%	1,503	\$ 279,406	\$ 141,214	\$ 138,192	\$ 0.2051	\$ 0.2937	\$ 0.3080	\$ 207,561	\$ (69,369)	\$ (61,669)	\$ (207,489)
IT Department - 3.7% Escalation	4	951,468	449	670,531	70.5%	1,495	\$ 289,744	\$ 147,156	\$ 142,589	\$ 0.2127	\$ 0.3045	\$ 0.3080	\$ 206,523	\$ (63,935)	\$ (54,652)	\$ (262,140)
IT Department - 3.7% Escalation	5	951,468	449	667,178	70.1%	1,488	\$ 300,465	\$ 153,340	\$ 147,125	\$ 0.2205	\$ 0.3158	\$ 0.3080	\$ 205,491	\$ (58,366)	\$ (47,972)	\$ (310,113)
IT Department - 3.7% Escalation	6	951,468	449	663,842	69.8%	1,480	\$ 311,582	\$ 159,776	\$ 151,806	\$ 0.2287	\$ 0.3275	\$ 0.3080	\$ 204,463	\$ (52,658)	\$ (41,616)	\$ (351,729)
IT Department - 3.7% Escalation	7	951,468	449	660,523	69.4%	1,473	\$ 323,111	\$ 166,475	\$ 156,636	\$ 0.2371	\$ 0.3396	\$ 0.3080	\$ 203,441	\$ (46,806)	\$ (35,568)	\$ (387,297)
IT Department - 3.7% Escalation	8	951,468	449	657,220	69.1%	1,465	\$ 335,066	\$ 173,447	\$ 161,619	\$ 0.2459	\$ 0.3522	\$ 0.3080	\$ 202,424	\$ (40,805)	\$ (29,816)	\$ (417,113)
IT Department - 3.7% Escalation	9	951,468	449	653,934	68.7%	1,458	\$ 347,463	\$ 180,702	\$ 166,761	\$ 0.2550	\$ 0.3652	\$ 0.3080	\$ 201,412	\$ (34,651)	\$ (24,345)	\$ (441,458)
IT Department - 3.7% Escalation	10	951,468	449	650,664	68.4%	1,451	\$ 360,319	\$ 188,253	\$ 172,066	\$ 0.2644	\$ 0.3787	\$ 0.3080	\$ 200,405	\$ (28,338)	\$ (19,144)	\$ (460,603)
IT Department - 3.7% Escalation	11	951,468	449	647,411	68.0%	1,444	\$ 373,651	\$ 196,111	\$ 177,541	\$ 0.2742	\$ 0.3927	\$ 0.3080	\$ 199,403	\$ (21,862)	\$ (14,201)	\$ (474,804)
IT Department - 3.7% Escalation	12	951,468	449	644,174	67.7%	1,436	\$ 387,476	\$ 204,287	\$ 183,189	\$ 0.2844	\$ 0.4072	\$ 0.3080	\$ 198,406	\$ (15,217)	\$ (9,504)	\$ (484,308)
IT Department - 3.7% Escalation	13	951,468	449	640,953	67.4%	1,429	\$ 401,813	\$ 212,796	\$ 189,017	\$ 0.2949	\$ 0.4223	\$ 0.3080	\$ 197,414	\$ (8,396)	\$ (5,043)	\$ (489,351)
IT Department - 3.7% Escalation	14	951,468	449	637,748	67.0%	1,422	\$ 416,680	\$ 221,649	\$ 195,031	\$ 0.3058	\$ 0.4379	\$ 0.3080	\$ 196,427	\$ (1,396)	\$ (806)	\$ (490,157)
IT Department - 3.7% Escalation	15	951,468	449	634,560	66.7%	1,415	\$ 432,097	\$ 230,861	\$ 201,236	\$ 0.3171	\$ 0.4541	\$ 0.3080	\$ 195,444	\$ 5,791	\$ 3,216	\$ (486,941)
IT Department - 3.7% Escalation	16	951,468	449	631,387	66.4%	1,408	\$ 448,085	\$ 240,447	\$ 207,638	\$ 0.3289	\$ 0.4709	\$ 0.3080	\$ 194,467	\$ 13,171	\$ 7,032	\$ (479,909)
IT Department - 3.7% Escalation	17	951,468	449	628,230	66.0%	1,401	\$ 464,664	\$ 250,420	\$ 214,244	\$ 0.3410	\$ 0.4884	\$ 0.3080	\$ 193,495	\$ 20,749	\$ 10,652	\$ (469,257)
IT Department - 3.7% Escalation	18	951,468	449	625,089	65.7%	1,394	\$ 481,856	\$ 260,796	\$ 221,060	\$ 0.3536	\$ 0.5064	\$ 0.3080	\$ 192,527	\$ 28,533	\$ 14,085	\$ (455,172)
IT Department - 3.7% Escalation	19	951,468	449	621,963	65.4%	1,387	\$ 499,685	\$ 271,592	\$ 228,093	\$ 0.3667	\$ 0.5252	\$ 0.3080	\$ 191,565	\$ 36,528	\$ 17,338	\$ (437,835)
IT Department - 3.7% Escalation	20	951,468	449	618,854	65.0%	1,380	\$ 518,173	\$ 282,823	\$ 235,350	\$ 0.3803	\$ 0.5446	\$ 0.3080	\$ 190,607	\$ 44,743	\$ 20,420	\$ (417,414)
IT Department - 3.7% Escalation	21	951,468	449	615,759	64.7%	1,373	\$ 537,346	\$ 364,614	\$ 172,732	\$ 0.2805	\$ 0.5648	\$ 0.3080	\$ 189,654	\$ (16,922)	\$ (7,426)	\$ (424,840)
IT Department - 3.7% Escalation	22	951,468	449	612,681	64.4%	1,366	\$ 557,228	\$ 379,000	\$ 178,227	\$ 0.2909	\$ 0.5857	\$ 0.3080	\$ 188,706	\$ (10,478)	\$ (4,421)	\$ (429,262)
IT Department - 3.7% Escalation	23	951,468	449	609,617	64.1%	1,359	\$ 577,845	\$ 393,947	\$ 183,898	\$ 0.3017	\$ 0.6073	\$ 0.3080	\$ 187,762	\$ (3,864)	\$ (1,568)	\$ (430,830)
IT Department - 3.7% Escalation	24	951,468	449	606,569	63.8%	1,352	\$ 599,225	\$ 409,477	\$ 189,748	\$ 0.3128	\$ 0.6298	\$ 0.3080	\$ 186,823	\$ 2,925	\$ 1,141	\$ (429,688)
IT Department - 3.7% Escalation	25	951,468	449	603,536	63.4%	1,346	\$ 621,397	\$ 425,611	\$ 195,785	\$ 0.3244	\$ 0.6531	\$ 0.3080	\$ 185,889	\$ 9,896	\$ 3,712	\$ (425,976)
IT Department - 3.7% Escalation	26	951,468	449	600,518	63.1%	1,339	\$ 644,388	\$ 442,374	\$ 202,014	\$ 0.3364	\$ 0.6773	\$ 0.3080	\$ 184,960	\$ 17,054	\$ 6,151	\$ (419,825)
IT Department - 3.7% Escalation	27	951,468	449	597,516	62.8%	1,332	\$ 668,231	\$ 459,789	\$ 208,441	\$ 0.3488	\$ 0.7023	\$ 0.3080	\$ 184,035	\$ 24,406	\$ 8,465	\$ (411,360)
IT Department - 3.7% Escalation	28	951,468	449	594,528	62.5%	1,326	\$ 692,955	\$ 477,882	\$ 215,073	\$ 0.3618	\$ 0.7283	\$ 0.3080	\$ 183,115	\$ 31,958	\$ 10,657	\$ (400,703)
IT Department - 3.7% Escalation	29	951,468	449	591,556	62.2%	1,319	\$ 718,594	\$ 496,679	\$ 221,915	\$ 0.3751	\$ 0.7552	\$ 0.3080	\$ 182,199	\$ 39,716	\$ 12,735	\$ (387,968)
IT Department - 3.7% Escalation	30	951,468	449	588,598	61.9%	1,312	\$ 745,182	\$ 516,207	\$ 228,976	\$ 0.3890	\$ 0.7832	\$ 0.3080	\$ 181,288	\$ 47,687	\$ 14,703	\$ (373,265)
<b>Total</b>	<b>T</b>	<b>28,544,040</b>	<b>449</b>	<b>19,007,017</b>	<b>66.6%</b>	<b>2,119</b>	<b>\$ 13,862,988</b>	<b>\$ 8,313,254</b>	<b>\$ 5,549,733</b>	<b>\$ 0.2920</b>	<b>\$ 0.4857</b>	<b>\$ 0.3080</b>	<b>\$ 5,854,161</b>	<b>\$ (304,428)</b>	<b>\$ (373,265)</b>	

# NATIVIDAD MEDICAL CENTER



Site Information							Utility Bill Savings					PPA Costs and Benefits				
Site Name	Year	Site Usage (kWh)	System Size (kW dc)	Solar Generation	kWh Offset	Yield	Utility Bill Before Solar	Utility Bill After Solar	Utility Savings	Avoided Cost (Value of Solar)	Blended Utility Rate	PPA Rate	PPA Cost	Net Benefit	Net Benefit (NPV with 4% Discount Rate)	Cumulative Net Benefit (NPV)
<b>Natividad Medical Center - 3.7% Escalation</b>	1	12,614,220	2,722	4,153,678	32.9%	1,526	\$ 2,869,271	\$ 2,262,094	\$ 607,177	\$ 0.1462	\$ 0.2275	\$ 0.3328	\$ 1,382,344	\$ (775,167)	\$ (745,353)	\$ (745,353)
Natividad Medical Center - 3.7% Escalation	2	12,614,220	2,722	4,132,910	32.8%	1,519	\$ 2,975,434	\$ 2,348,939	\$ 626,494	\$ 0.1516	\$ 0.2359	\$ 0.3328	\$ 1,375,432	\$ (748,938)	\$ (692,435)	\$ (1,437,788)
Natividad Medical Center - 3.7% Escalation	3	12,614,220	2,722	4,112,245	32.6%	1,511	\$ 3,085,525	\$ 2,439,098	\$ 646,426	\$ 0.1572	\$ 0.2446	\$ 0.3328	\$ 1,368,555	\$ (722,129)	\$ (641,970)	\$ (2,079,758)
Natividad Medical Center - 3.7% Escalation	4	12,614,220	2,722	4,091,684	32.4%	1,503	\$ 3,199,689	\$ 2,532,697	\$ 666,992	\$ 0.1630	\$ 0.2537	\$ 0.3328	\$ 1,361,712	\$ (694,720)	\$ (593,850)	\$ (2,673,608)
Natividad Medical Center - 3.7% Escalation	5	12,614,220	2,722	4,071,225	32.3%	1,496	\$ 3,318,078	\$ 2,629,865	\$ 688,213	\$ 0.1690	\$ 0.2630	\$ 0.3328	\$ 1,354,904	\$ (666,691)	\$ (547,972)	\$ (3,221,580)
Natividad Medical Center - 3.7% Escalation	6	12,614,220	2,722	4,050,869	32.1%	1,488	\$ 3,440,846	\$ 2,730,738	\$ 710,108	\$ 0.1753	\$ 0.2728	\$ 0.3328	\$ 1,348,129	\$ (638,021)	\$ (504,237)	\$ (3,725,817)
Natividad Medical Center - 3.7% Escalation	7	12,614,220	2,722	4,030,615	32.0%	1,481	\$ 3,568,158	\$ 2,835,458	\$ 732,700	\$ 0.1818	\$ 0.2829	\$ 0.3328	\$ 1,341,389	\$ (608,688)	\$ (462,553)	\$ (4,188,370)
Natividad Medical Center - 3.7% Escalation	8	12,614,220	2,722	4,010,462	31.8%	1,474	\$ 3,700,180	\$ 2,944,169	\$ 756,011	\$ 0.1885	\$ 0.2933	\$ 0.3328	\$ 1,334,682	\$ (578,671)	\$ (422,829)	\$ (4,611,199)
Natividad Medical Center - 3.7% Escalation	9	12,614,220	2,722	3,990,410	31.6%	1,466	\$ 3,837,086	\$ 3,057,023	\$ 780,064	\$ 0.1955	\$ 0.3042	\$ 0.3328	\$ 1,328,008	\$ (547,945)	\$ (384,979)	\$ (4,996,178)
Natividad Medical Center - 3.7% Escalation	10	12,614,220	2,722	3,970,458	31.5%	1,459	\$ 3,979,058	\$ 3,174,177	\$ 804,881	\$ 0.2027	\$ 0.3154	\$ 0.3328	\$ 1,321,368	\$ (516,487)	\$ (348,920)	\$ (5,345,098)
Natividad Medical Center - 3.7% Escalation	11	12,614,220	2,722	3,950,605	31.3%	1,452	\$ 4,126,284	\$ 3,295,795	\$ 830,489	\$ 0.2102	\$ 0.3271	\$ 0.3328	\$ 1,314,761	\$ (484,273)	\$ (314,574)	\$ (5,659,672)
Natividad Medical Center - 3.7% Escalation	12	12,614,220	2,722	3,930,852	31.2%	1,444	\$ 4,278,956	\$ 3,422,046	\$ 856,911	\$ 0.2180	\$ 0.3392	\$ 0.3328	\$ 1,308,188	\$ (451,277)	\$ (281,866)	\$ (5,941,539)
Natividad Medical Center - 3.7% Escalation	13	12,614,220	2,722	3,911,198	31.0%	1,437	\$ 4,437,277	\$ 3,553,104	\$ 884,173	\$ 0.2261	\$ 0.3518	\$ 0.3328	\$ 1,301,647	\$ (417,474)	\$ (250,724)	\$ (6,192,263)
Natividad Medical Center - 3.7% Escalation	14	12,614,220	2,722	3,891,642	30.9%	1,430	\$ 4,601,457	\$ 3,689,154	\$ 912,303	\$ 0.2344	\$ 0.3648	\$ 0.3328	\$ 1,295,138	\$ (382,835)	\$ (221,078)	\$ (6,413,340)
Natividad Medical Center - 3.7% Escalation	15	12,614,220	2,722	3,872,184	30.7%	1,423	\$ 4,771,711	\$ 3,830,383	\$ 941,328	\$ 0.2431	\$ 0.3783	\$ 0.3328	\$ 1,288,663	\$ (347,335)	\$ (192,863)	\$ (6,606,203)
Natividad Medical Center - 3.7% Escalation	16	12,614,220	2,722	3,852,823	30.5%	1,416	\$ 4,948,264	\$ 3,976,988	\$ 971,276	\$ 0.2521	\$ 0.3923	\$ 0.3328	\$ 1,282,219	\$ (310,943)	\$ (166,015)	\$ (6,772,218)
Natividad Medical Center - 3.7% Escalation	17	12,614,220	2,722	3,833,559	30.4%	1,409	\$ 5,131,350	\$ 4,129,172	\$ 1,002,178	\$ 0.2614	\$ 0.4068	\$ 0.3328	\$ 1,275,808	\$ (273,631)	\$ (140,475)	\$ (6,912,693)
Natividad Medical Center - 3.7% Escalation	18	12,614,220	2,722	3,814,391	30.2%	1,401	\$ 5,321,210	\$ 4,287,148	\$ 1,034,062	\$ 0.2711	\$ 0.4218	\$ 0.3328	\$ 1,269,429	\$ (235,367)	\$ (116,184)	\$ (7,028,877)
Natividad Medical Center - 3.7% Escalation	19	12,614,220	2,722	3,795,319	30.1%	1,394	\$ 5,518,094	\$ 4,451,134	\$ 1,066,961	\$ 0.2811	\$ 0.4375	\$ 0.3328	\$ 1,263,082	\$ (196,122)	\$ (93,088)	\$ (7,121,964)
Natividad Medical Center - 3.7% Escalation	20	12,614,220	2,722	3,776,342	29.9%	1,387	\$ 5,722,264	\$ 4,621,358	\$ 1,100,906	\$ 0.2915	\$ 0.4536	\$ 0.3328	\$ 1,256,767	\$ (155,861)	\$ (71,133)	\$ (7,193,097)
Natividad Medical Center - 3.7% Escalation	21	12,614,220	2,722	3,757,461	29.8%	1,381	\$ 5,933,988	\$ 4,869,474	\$ 1,064,513	\$ 0.2833	\$ 0.4704	\$ 0.3328	\$ 1,250,483	\$ (185,969)	\$ (81,610)	\$ (7,274,707)
Natividad Medical Center - 3.7% Escalation	22	12,614,220	2,722	3,738,673	29.6%	1,374	\$ 6,153,545	\$ 5,055,164	\$ 1,098,381	\$ 0.2938	\$ 0.4878	\$ 0.3328	\$ 1,244,230	\$ (145,850)	\$ (61,542)	\$ (7,336,249)
Natividad Medical Center - 3.7% Escalation	23	12,614,220	2,722	3,719,980	29.5%	1,367	\$ 6,381,226	\$ 5,247,900	\$ 1,133,326	\$ 0.3047	\$ 0.5059	\$ 0.3328	\$ 1,238,009	\$ (104,683)	\$ (42,473)	\$ (7,378,722)
Natividad Medical Center - 3.7% Escalation	24	12,614,220	2,722	3,701,380	29.3%	1,360	\$ 6,617,332	\$ 5,447,949	\$ 1,169,383	\$ 0.3159	\$ 0.5246	\$ 0.3328	\$ 1,231,819	\$ (62,437)	\$ (24,358)	\$ (7,403,080)
Natividad Medical Center - 3.7% Escalation	25	12,614,220	2,722	3,682,873	29.2%	1,353	\$ 6,862,173	\$ 5,655,586	\$ 1,206,587	\$ 0.3276	\$ 0.5440	\$ 0.3328	\$ 1,225,660	\$ (19,074)	\$ (7,155)	\$ (7,410,235)
Natividad Medical Center - 3.7% Escalation	26	12,614,220	2,722	3,664,459	29.1%	1,346	\$ 7,116,073	\$ 5,871,099	\$ 1,244,974	\$ 0.3397	\$ 0.5641	\$ 0.3328	\$ 1,219,532	\$ 25,442	\$ 9,177	\$ (7,401,058)
Natividad Medical Center - 3.7% Escalation	27	12,614,220	2,722	3,646,137	28.9%	1,340	\$ 7,379,368	\$ 6,094,785	\$ 1,284,583	\$ 0.3523	\$ 0.5850	\$ 0.3328	\$ 1,213,434	\$ 71,149	\$ 24,676	\$ (7,376,382)
Natividad Medical Center - 3.7% Escalation	28	12,614,220	2,722	3,627,906	28.8%	1,333	\$ 7,652,405	\$ 6,326,953	\$ 1,325,452	\$ 0.3653	\$ 0.6066	\$ 0.3328	\$ 1,207,367	\$ 118,085	\$ 39,379	\$ (7,337,004)
Natividad Medical Center - 3.7% Escalation	29	12,614,220	2,722	3,609,766	28.6%	1,326	\$ 7,935,544	\$ 6,567,922	\$ 1,367,621	\$ 0.3789	\$ 0.6291	\$ 0.3328	\$ 1,201,330	\$ 166,291	\$ 53,321	\$ (7,283,682)
Natividad Medical Center - 3.7% Escalation	30	12,614,220	2,722	3,591,717	28.5%	1,320	\$ 8,229,159	\$ 6,818,027	\$ 1,411,132	\$ 0.3929	\$ 0.6524	\$ 0.3328	\$ 1,195,324	\$ 215,809	\$ 66,538	\$ (7,217,144)
<b>Total</b>	<b>T</b>	<b>378,426,600</b>	<b>2,722</b>	<b>115,983,822</b>	<b>30.6%</b>	<b>2,131</b>	<b>\$ 153,091,002</b>	<b>\$ 124,165,398</b>	<b>\$ 28,925,604</b>	<b>\$ 0.2494</b>	<b>\$ 0.4045</b>	<b>\$ (0.3328)</b>	<b>\$ 38,599,416</b>	<b>\$ (9,673,812)</b>	<b>\$ (7,217,144)</b>	

# DETAILED MODEL CASH FLOWS – 5.2% ESCALATION

# PORTFOLIO SUMMARY



Site Information							Utility Bill Savings					PPA Costs and Benefits				
Site Name	Year	Site Usage (kWh)	System Size (kW dc)	Solar Generation	kWh Offset	Yield	Utility Bill Before Solar	Utility Bill After Solar	Utility Savings	Avoided Cost (Value of Solar)	Blended Utility Rate	PPA Rate	PPA Cost	Net Benefit	Net Benefit (NPV with 4% Discount Rate)	Cumulative Net Benefit (NPV)
<b>Portfolio Summary Total - 5.2% Escalation</b>	1	16,801,700	3,714	5,677,682	33.8%	1,529	\$ 4,176,257	\$ 3,194,989	\$ 981,267	\$ 0.1728	\$ 0.2486	\$ 0.3300	\$ 1,873,495	\$ (892,227)	\$ (857,911)	\$ (857,911)
Portfolio Summary Total - 5.2% Escalation	2	16,801,700	3,714	5,649,294	33.6%	1,521	\$ 4,393,422	\$ 3,366,290	\$ 1,027,132	\$ 0.1818	\$ 0.2615	\$ 0.3300	\$ 1,864,127	\$ (836,995)	\$ (773,849)	\$ (1,631,760)
Portfolio Summary Total - 5.2% Escalation	3	16,801,700	3,714	5,621,047	33.5%	1,514	\$ 4,621,880	\$ 3,546,740	\$ 1,075,140	\$ 0.1913	\$ 0.2751	\$ 0.3300	\$ 1,854,807	\$ (779,667)	\$ (693,121)	\$ (2,324,881)
Portfolio Summary Total - 5.2% Escalation	4	16,801,700	3,714	5,592,942	33.3%	1,506	\$ 4,862,218	\$ 3,736,826	\$ 1,125,392	\$ 0.2012	\$ 0.2894	\$ 0.3300	\$ 1,845,533	\$ (720,141)	\$ (615,579)	\$ (2,940,460)
Portfolio Summary Total - 5.2% Escalation	5	16,801,700	3,714	5,564,977	33.1%	1,499	\$ 5,115,053	\$ 3,937,060	\$ 1,177,993	\$ 0.2117	\$ 0.3044	\$ 0.3300	\$ 1,836,305	\$ (658,312)	\$ (541,085)	\$ (3,481,545)
Portfolio Summary Total - 5.2% Escalation	6	16,801,700	3,714	5,537,152	33.0%	1,491	\$ 5,381,036	\$ 4,147,984	\$ 1,233,052	\$ 0.2227	\$ 0.3203	\$ 0.3300	\$ 1,827,123	\$ (594,071)	\$ (469,503)	\$ (3,951,048)
Portfolio Summary Total - 5.2% Escalation	7	16,801,700	3,714	5,509,467	32.8%	1,484	\$ 5,660,850	\$ 4,370,165	\$ 1,290,685	\$ 0.2343	\$ 0.3369	\$ 0.3300	\$ 1,817,988	\$ (527,303)	\$ (400,707)	\$ (4,351,755)
Portfolio Summary Total - 5.2% Escalation	8	16,801,700	3,714	5,481,919	32.6%	1,476	\$ 5,955,214	\$ 4,604,202	\$ 1,351,012	\$ 0.2464	\$ 0.3544	\$ 0.3300	\$ 1,808,898	\$ (457,886)	\$ (334,573)	\$ (4,686,328)
Portfolio Summary Total - 5.2% Escalation	9	16,801,700	3,714	5,454,510	32.5%	1,469	\$ 6,264,885	\$ 4,850,727	\$ 1,414,158	\$ 0.2593	\$ 0.3729	\$ 0.3300	\$ 1,799,853	\$ (385,695)	\$ (270,984)	\$ (4,957,312)
Portfolio Summary Total - 5.2% Escalation	10	16,801,700	3,714	5,427,237	32.3%	1,461	\$ 6,590,659	\$ 5,110,403	\$ 1,480,256	\$ 0.2727	\$ 0.3923	\$ 0.3300	\$ 1,790,854	\$ (310,598)	\$ (209,829)	\$ (5,167,141)
Portfolio Summary Total - 5.2% Escalation	11	16,801,700	3,714	5,400,101	32.1%	1,454	\$ 6,933,373	\$ 5,383,930	\$ 1,549,443	\$ 0.2869	\$ 0.4127	\$ 0.3300	\$ 1,781,900	\$ (232,457)	\$ (151,000)	\$ (5,318,141)
Portfolio Summary Total - 5.2% Escalation	12	16,801,700	3,714	5,373,100	32.0%	1,447	\$ 7,293,909	\$ 5,672,045	\$ 1,621,864	\$ 0.3018	\$ 0.4341	\$ 0.3300	\$ 1,772,990	\$ (151,126)	\$ (94,393)	\$ (5,412,534)
Portfolio Summary Total - 5.2% Escalation	13	16,801,700	3,714	5,346,235	31.8%	1,440	\$ 7,673,192	\$ 5,975,522	\$ 1,697,670	\$ 0.3175	\$ 0.4567	\$ 0.3300	\$ 1,764,125	\$ (66,456)	\$ (39,912)	\$ (5,452,445)
Portfolio Summary Total - 5.2% Escalation	14	16,801,700	3,714	5,319,504	31.7%	1,432	\$ 8,072,198	\$ 6,295,179	\$ 1,777,019	\$ 0.3341	\$ 0.4804	\$ 0.3300	\$ 1,755,305	\$ 21,714	\$ 12,539	\$ (5,439,906)
Portfolio Summary Total - 5.2% Escalation	15	16,801,700	3,714	5,292,906	31.5%	1,425	\$ 8,491,952	\$ 6,631,875	\$ 1,860,077	\$ 0.3514	\$ 0.5054	\$ 0.3300	\$ 1,746,528	\$ 113,549	\$ 63,049	\$ (5,376,856)
Portfolio Summary Total - 5.2% Escalation	16	16,801,700	3,714	5,266,442	31.3%	1,418	\$ 8,933,534	\$ 6,986,517	\$ 1,947,017	\$ 0.3697	\$ 0.5317	\$ 0.3300	\$ 1,737,796	\$ 209,221	\$ 111,705	\$ (5,265,152)
Portfolio Summary Total - 5.2% Escalation	17	16,801,700	3,714	5,240,109	31.2%	1,411	\$ 9,398,078	\$ 7,360,057	\$ 2,038,020	\$ 0.3889	\$ 0.5594	\$ 0.3300	\$ 1,729,107	\$ 308,914	\$ 158,588	\$ (5,106,564)
Portfolio Summary Total - 5.2% Escalation	18	16,801,700	3,714	5,213,909	31.0%	1,404	\$ 9,886,778	\$ 7,753,500	\$ 2,133,277	\$ 0.4092	\$ 0.5884	\$ 0.3300	\$ 1,720,461	\$ 412,816	\$ 203,778	\$ (4,902,786)
Portfolio Summary Total - 5.2% Escalation	19	16,801,700	3,714	5,187,839	30.9%	1,397	\$ 10,400,890	\$ 8,167,903	\$ 2,232,987	\$ 0.4304	\$ 0.6190	\$ 0.3300	\$ 1,711,859	\$ 521,128	\$ 247,349	\$ (4,655,436)
Portfolio Summary Total - 5.2% Escalation	20	16,801,700	3,714	5,161,900	30.7%	1,390	\$ 10,941,736	\$ 8,604,380	\$ 2,337,357	\$ 0.4528	\$ 0.6512	\$ 0.3300	\$ 1,703,300	\$ 634,057	\$ 289,375	\$ (4,366,061)
Portfolio Summary Total - 5.2% Escalation	21	16,801,700	3,714	5,136,091	30.6%	1,383	\$ 11,510,707	\$ 9,270,799	\$ 2,239,908	\$ 0.4361	\$ 0.6851	\$ 0.3300	\$ 1,694,783	\$ 545,125	\$ 239,219	\$ (4,126,842)
Portfolio Summary Total - 5.2% Escalation	22	16,801,700	3,714	5,110,410	30.4%	1,376	\$ 12,109,263	\$ 9,764,662	\$ 2,344,601	\$ 0.4588	\$ 0.7207	\$ 0.3300	\$ 1,686,309	\$ 658,292	\$ 277,770	\$ (3,849,072)
Portfolio Summary Total - 5.2% Escalation	23	16,801,700	3,714	5,084,858	30.3%	1,369	\$ 12,738,945	\$ 10,284,757	\$ 2,454,188	\$ 0.4826	\$ 0.7582	\$ 0.3300	\$ 1,677,878	\$ 776,310	\$ 314,969	\$ (3,534,103)
Portfolio Summary Total - 5.2% Escalation	24	16,801,700	3,714	5,059,434	30.1%	1,362	\$ 13,401,370	\$ 10,832,474	\$ 2,568,896	\$ 0.5077	\$ 0.7976	\$ 0.3300	\$ 1,669,488	\$ 899,408	\$ 350,878	\$ (3,183,224)
Portfolio Summary Total - 5.2% Escalation	25	16,801,700	3,714	5,034,137	30.0%	1,356	\$ 14,098,241	\$ 11,409,275	\$ 2,688,966	\$ 0.5341	\$ 0.8391	\$ 0.3300	\$ 1,661,141	\$ 1,027,826	\$ 385,555	\$ (2,797,670)
Portfolio Summary Total - 5.2% Escalation	26	16,801,700	3,714	5,008,966	29.8%	1,349	\$ 14,831,350	\$ 12,016,701	\$ 2,814,649	\$ 0.5619	\$ 0.8827	\$ 0.3300	\$ 1,652,835	\$ 1,161,814	\$ 419,054	\$ (2,378,616)
Portfolio Summary Total - 5.2% Escalation	27	16,801,700	3,714	4,983,921	29.7%	1,342	\$ 15,602,580	\$ 12,656,375	\$ 2,946,205	\$ 0.5911	\$ 0.9286	\$ 0.3300	\$ 1,644,571	\$ 1,301,635	\$ 451,428	\$ (1,927,188)
Portfolio Summary Total - 5.2% Escalation	28	16,801,700	3,714	4,959,002	29.5%	1,335	\$ 16,413,914	\$ 13,330,003	\$ 3,083,911	\$ 0.6219	\$ 0.9769	\$ 0.3300	\$ 1,636,348	\$ 1,447,563	\$ 482,730	\$ (1,444,458)
Portfolio Summary Total - 5.2% Escalation	29	16,801,700	3,714	4,934,207	29.4%	1,329	\$ 17,267,438	\$ 14,039,385	\$ 3,228,053	\$ 0.6542	\$ 1.0277	\$ 0.3300	\$ 1,628,166	\$ 1,599,887	\$ 513,006	\$ (931,452)
Portfolio Summary Total - 5.2% Escalation	30	16,801,700	3,714	4,909,536	29.2%	1,322	\$ 18,165,345	\$ 14,786,412	\$ 3,378,932	\$ 0.6882	\$ 1.0812	\$ 0.3300	\$ 1,620,025	\$ 1,758,907	\$ 542,304	\$ (389,148)
<b>Total</b>	<b>T</b>	<b>504,051,000</b>	<b>3,714</b>	<b>158,538,832</b>	<b>31.5%</b>	<b>2,135</b>	<b>\$ 287,186,266</b>	<b>\$ 228,087,139</b>	<b>\$ 59,099,126</b>	<b>\$ 0.3728</b>	<b>\$ 0.5698</b>	<b>\$ 0.3300</b>	<b>\$ 52,313,897</b>	<b>\$ 6,785,229</b>	<b>\$ (389,148)</b>	

# COUNTY CIVIC CENTER



Site Information							Utility Bill Savings					PPA Costs and Benefits				
Site Name	Year	Site Usage (kWh)	System Size (kW dc)	Solar Generation	kWh Offset	Yield	Utility Bill Before Solar	Utility Bill After Solar	Utility Savings	Avoided Cost (Value of Solar)	Blended Utility Rate	PPA Rate	PPA Cost	Net Benefit	Net Benefit (NPV with 4% Discount Rate)	Cumulative Net Benefit (NPV)
<b>County Civic Center - 5.2% Escalation</b>	1	3,236,012	543	843,314	26.1%	1,552	\$ 1,047,162	\$ 813,534	\$ 233,629	\$ 0.2770	\$ 0.3236	\$ 0.3338	\$ 281,498	\$ (47,869)	\$ (46,028)	\$ (46,028)
County Civic Center - 5.2% Escalation	2	3,236,012	543	839,097	25.9%	1,544	\$ 1,101,615	\$ 857,066	\$ 244,549	\$ 0.2914	\$ 0.3404	\$ 0.3338	\$ 280,091	\$ (35,542)	\$ (32,861)	\$ (78,889)
County Civic Center - 5.2% Escalation	3	3,236,012	543	834,902	25.8%	1,536	\$ 1,158,899	\$ 902,920	\$ 255,979	\$ 0.3066	\$ 0.3581	\$ 0.3338	\$ 278,690	\$ (22,711)	\$ (20,190)	\$ (99,079)
County Civic Center - 5.2% Escalation	4	3,236,012	543	830,727	25.7%	1,529	\$ 1,219,162	\$ 951,218	\$ 267,943	\$ 0.3225	\$ 0.3767	\$ 0.3338	\$ 277,297	\$ (9,353)	\$ (7,995)	\$ (107,075)
County Civic Center - 5.2% Escalation	5	3,236,012	543	826,574	25.5%	1,521	\$ 1,282,558	\$ 1,002,091	\$ 280,467	\$ 0.3393	\$ 0.3963	\$ 0.3338	\$ 275,910	\$ 4,557	\$ 3,745	\$ (103,329)
County Civic Center - 5.2% Escalation	6	3,236,012	543	822,441	25.4%	1,514	\$ 1,349,251	\$ 1,055,675	\$ 293,576	\$ 0.3570	\$ 0.4169	\$ 0.3338	\$ 274,531	\$ 19,045	\$ 15,052	\$ (88,278)
County Civic Center - 5.2% Escalation	7	3,236,012	543	818,329	25.3%	1,506	\$ 1,419,412	\$ 1,112,114	\$ 307,298	\$ 0.3755	\$ 0.4386	\$ 0.3338	\$ 273,158	\$ 34,140	\$ 25,943	\$ (62,334)
County Civic Center - 5.2% Escalation	8	3,236,012	543	814,237	25.2%	1,498	\$ 1,493,222	\$ 1,171,561	\$ 321,661	\$ 0.3950	\$ 0.4614	\$ 0.3338	\$ 271,792	\$ 49,869	\$ 36,438	\$ (25,896)
County Civic Center - 5.2% Escalation	9	3,236,012	543	810,166	25.0%	1,491	\$ 1,570,869	\$ 1,234,174	\$ 336,695	\$ 0.4156	\$ 0.4854	\$ 0.3338	\$ 270,433	\$ 66,262	\$ 46,555	\$ 20,659
County Civic Center - 5.2% Escalation	10	3,236,012	543	806,115	24.9%	1,483	\$ 1,652,554	\$ 1,300,122	\$ 352,432	\$ 0.4372	\$ 0.5107	\$ 0.3338	\$ 269,081	\$ 83,351	\$ 56,309	\$ 76,968
County Civic Center - 5.2% Escalation	11	3,236,012	543	802,084	24.8%	1,476	\$ 1,738,487	\$ 1,369,582	\$ 368,905	\$ 0.4599	\$ 0.5372	\$ 0.3338	\$ 267,736	\$ 101,169	\$ 65,718	\$ 142,686
County Civic Center - 5.2% Escalation	12	3,236,012	543	798,074	24.7%	1,469	\$ 1,828,888	\$ 1,442,741	\$ 386,148	\$ 0.4838	\$ 0.5652	\$ 0.3338	\$ 266,397	\$ 119,751	\$ 74,796	\$ 217,482
County Civic Center - 5.2% Escalation	13	3,236,012	543	794,084	24.5%	1,461	\$ 1,923,991	\$ 1,519,794	\$ 404,196	\$ 0.5090	\$ 0.5946	\$ 0.3338	\$ 265,065	\$ 139,131	\$ 83,559	\$ 301,040
County Civic Center - 5.2% Escalation	14	3,236,012	543	790,113	24.4%	1,454	\$ 2,024,038	\$ 1,600,950	\$ 423,088	\$ 0.5355	\$ 0.6255	\$ 0.3338	\$ 263,740	\$ 159,349	\$ 92,020	\$ 393,060
County Civic Center - 5.2% Escalation	15	3,236,012	543	786,163	24.3%	1,447	\$ 2,129,288	\$ 1,686,424	\$ 442,864	\$ 0.5633	\$ 0.6580	\$ 0.3338	\$ 262,421	\$ 180,443	\$ 100,193	\$ 493,254
County Civic Center - 5.2% Escalation	16	3,236,012	543	782,232	24.2%	1,440	\$ 2,240,011	\$ 1,776,448	\$ 463,563	\$ 0.5926	\$ 0.6922	\$ 0.3338	\$ 261,109	\$ 202,454	\$ 108,092	\$ 601,345
County Civic Center - 5.2% Escalation	17	3,236,012	543	778,321	24.1%	1,432	\$ 2,356,492	\$ 1,871,262	\$ 485,230	\$ 0.6234	\$ 0.7282	\$ 0.3338	\$ 259,803	\$ 225,427	\$ 115,728	\$ 717,073
County Civic Center - 5.2% Escalation	18	3,236,012	543	774,429	23.9%	1,425	\$ 2,479,029	\$ 1,971,120	\$ 507,910	\$ 0.6559	\$ 0.7661	\$ 0.3338	\$ 258,504	\$ 249,405	\$ 123,113	\$ 840,187
County Civic Center - 5.2% Escalation	19	3,236,012	543	770,557	23.8%	1,418	\$ 2,607,939	\$ 2,076,289	\$ 531,649	\$ 0.6900	\$ 0.8059	\$ 0.3338	\$ 257,212	\$ 274,437	\$ 130,260	\$ 970,446
County Civic Center - 5.2% Escalation	20	3,236,012	543	766,704	23.7%	1,411	\$ 2,743,552	\$ 2,187,053	\$ 556,499	\$ 0.7258	\$ 0.8478	\$ 0.3338	\$ 255,926	\$ 300,573	\$ 137,177	\$ 1,107,624
County Civic Center - 5.2% Escalation	21	3,236,012	543	762,871	23.6%	1,404	\$ 2,886,216	\$ 2,319,064	\$ 567,152	\$ 0.7434	\$ 0.8919	\$ 0.3338	\$ 254,646	\$ 312,506	\$ 137,138	\$ 1,244,762
County Civic Center - 5.2% Escalation	22	3,236,012	543	759,056	23.5%	1,397	\$ 3,036,299	\$ 2,442,639	\$ 593,661	\$ 0.7821	\$ 0.9383	\$ 0.3338	\$ 253,373	\$ 340,288	\$ 143,586	\$ 1,388,348
County Civic Center - 5.2% Escalation	23	3,236,012	543	755,261	23.3%	1,390	\$ 3,194,187	\$ 2,572,779	\$ 621,408	\$ 0.8228	\$ 0.9871	\$ 0.3338	\$ 252,106	\$ 369,302	\$ 149,836	\$ 1,538,184
County Civic Center - 5.2% Escalation	24	3,236,012	543	751,485	23.2%	1,383	\$ 3,360,285	\$ 2,709,832	\$ 650,453	\$ 0.8656	\$ 1.0384	\$ 0.3338	\$ 250,846	\$ 399,607	\$ 155,895	\$ 1,694,079
County Civic Center - 5.2% Escalation	25	3,236,012	543	747,727	23.1%	1,376	\$ 3,535,020	\$ 2,854,164	\$ 680,855	\$ 0.9106	\$ 1.0924	\$ 0.3338	\$ 249,591	\$ 431,264	\$ 161,774	\$ 1,855,854
County Civic Center - 5.2% Escalation	26	3,236,012	543	743,989	23.0%	1,369	\$ 3,718,841	\$ 3,006,162	\$ 712,678	\$ 0.9579	\$ 1.1492	\$ 0.3338	\$ 248,343	\$ 464,335	\$ 167,481	\$ 2,023,334
County Civic Center - 5.2% Escalation	27	3,236,012	543	740,269	22.9%	1,362	\$ 3,912,220	\$ 3,166,231	\$ 745,989	\$ 1.0077	\$ 1.2090	\$ 0.3338	\$ 247,102	\$ 498,887	\$ 173,022	\$ 2,196,357
County Civic Center - 5.2% Escalation	28	3,236,012	543	736,567	22.8%	1,355	\$ 4,115,656	\$ 3,334,799	\$ 780,856	\$ 1.0601	\$ 1.2718	\$ 0.3338	\$ 245,866	\$ 534,990	\$ 178,407	\$ 2,374,764
County Civic Center - 5.2% Escalation	29	3,236,012	543	732,885	22.6%	1,349	\$ 4,329,670	\$ 3,512,316	\$ 817,354	\$ 1.1153	\$ 1.3380	\$ 0.3338	\$ 244,637	\$ 572,717	\$ 183,642	\$ 2,558,406
County Civic Center - 5.2% Escalation	30	3,236,012	543	729,220	22.5%	1,342	\$ 4,554,813	\$ 3,699,256	\$ 855,557	\$ 1.1732	\$ 1.4075	\$ 0.3338	\$ 243,414	\$ 612,143	\$ 188,735	\$ 2,747,141
<b>Total</b>	<b>T</b>	<b>97,080,360</b>	<b>543</b>	<b>23,547,993</b>	<b>24.3%</b>	<b>2,167</b>	<b>\$ 72,009,625</b>	<b>\$ 57,519,380</b>	<b>\$ 14,490,245</b>	<b>\$ 0.6153</b>	<b>\$ 0.7418</b>	<b>\$ 0.3338</b>	<b>\$ 7,860,320</b>	<b>\$ 6,629,925</b>	<b>\$ 2,747,141</b>	



# IT DEPARTMENT



Site Information							Utility Bill Savings					PPA Costs and Benefits				
Site Name	Year	Site Usage (kWh)	System Size (kW dc)	Solar Generation	kWh Offset	Yield	Utility Bill Before Solar	Utility Bill After Solar	Utility Savings	Avoided Cost (Value of Solar)	Blended Utility Rate	PPA Rate	PPA Cost	Net Benefit	Net Benefit (NPV with 4% Discount Rate)	Cumulative Net Benefit (NPV)
<b>IT Department - 5.2% Escalation</b>	1	951,468	449	680,690	71.5%	1,518	\$ 259,824	\$ 128,145	\$ 131,679	\$ 0.1934	\$ 0.2731	\$ 0.3080	\$ 209,653	\$ (77,974)	\$ (74,975)	\$ (74,975)
IT Department - 5.2% Escalation	2	951,468	449	677,287	71.2%	1,510	\$ 273,334	\$ 135,501	\$ 137,834	\$ 0.2035	\$ 0.2873	\$ 0.3080	\$ 208,604	\$ (70,771)	\$ (65,431)	\$ (140,406)
IT Department - 5.2% Escalation	3	951,468	449	673,900	70.8%	1,503	\$ 287,548	\$ 143,272	\$ 144,276	\$ 0.2141	\$ 0.3022	\$ 0.3080	\$ 207,561	\$ (63,285)	\$ (56,260)	\$ (196,667)
IT Department - 5.2% Escalation	4	951,468	449	670,531	70.5%	1,495	\$ 302,500	\$ 151,481	\$ 151,019	\$ 0.2252	\$ 0.3179	\$ 0.3080	\$ 206,523	\$ (55,504)	\$ (47,445)	\$ (244,112)
IT Department - 5.2% Escalation	5	951,468	449	667,178	70.1%	1,488	\$ 318,230	\$ 160,152	\$ 158,078	\$ 0.2369	\$ 0.3345	\$ 0.3080	\$ 205,491	\$ (47,413)	\$ (38,970)	\$ (283,081)
IT Department - 5.2% Escalation	6	951,468	449	663,842	69.8%	1,480	\$ 334,778	\$ 169,312	\$ 165,467	\$ 0.2493	\$ 0.3519	\$ 0.3080	\$ 204,463	\$ (38,997)	\$ (30,820)	\$ (313,901)
IT Department - 5.2% Escalation	7	951,468	449	660,523	69.4%	1,473	\$ 352,187	\$ 178,986	\$ 173,200	\$ 0.2622	\$ 0.3702	\$ 0.3080	\$ 203,441	\$ (30,241)	\$ (22,980)	\$ (336,882)
IT Department - 5.2% Escalation	8	951,468	449	657,220	69.1%	1,465	\$ 370,501	\$ 189,205	\$ 181,296	\$ 0.2759	\$ 0.3894	\$ 0.3080	\$ 202,424	\$ (21,128)	\$ (15,438)	\$ (352,320)
IT Department - 5.2% Escalation	9	951,468	449	653,934	68.7%	1,458	\$ 389,767	\$ 199,997	\$ 189,770	\$ 0.2902	\$ 0.4096	\$ 0.3080	\$ 201,412	\$ (11,642)	\$ (8,180)	\$ (360,499)
IT Department - 5.2% Escalation	10	951,468	449	650,664	68.4%	1,451	\$ 410,034	\$ 211,395	\$ 198,639	\$ 0.3053	\$ 0.4309	\$ 0.3080	\$ 200,405	\$ (1,765)	\$ (1,192)	\$ (361,692)
IT Department - 5.2% Escalation	11	951,468	449	647,411	68.0%	1,444	\$ 431,356	\$ 223,432	\$ 207,924	\$ 0.3212	\$ 0.4534	\$ 0.3080	\$ 199,403	\$ 8,521	\$ 5,535	\$ (356,156)
IT Department - 5.2% Escalation	12	951,468	449	644,174	67.7%	1,436	\$ 453,787	\$ 236,144	\$ 217,642	\$ 0.3379	\$ 0.4769	\$ 0.3080	\$ 198,406	\$ 19,237	\$ 12,015	\$ (344,141)
IT Department - 5.2% Escalation	13	951,468	449	640,953	67.4%	1,429	\$ 477,384	\$ 249,569	\$ 227,815	\$ 0.3554	\$ 0.5017	\$ 0.3080	\$ 197,414	\$ 30,401	\$ 18,258	\$ (325,883)
IT Department - 5.2% Escalation	14	951,468	449	637,748	67.0%	1,422	\$ 502,208	\$ 263,745	\$ 238,463	\$ 0.3739	\$ 0.5278	\$ 0.3080	\$ 196,427	\$ 42,036	\$ 24,275	\$ (301,608)
IT Department - 5.2% Escalation	15	951,468	449	634,560	66.7%	1,415	\$ 528,322	\$ 278,714	\$ 249,609	\$ 0.3934	\$ 0.5553	\$ 0.3080	\$ 195,444	\$ 54,164	\$ 30,076	\$ (271,532)
IT Department - 5.2% Escalation	16	951,468	449	631,387	66.4%	1,408	\$ 555,795	\$ 294,520	\$ 261,275	\$ 0.4138	\$ 0.5841	\$ 0.3080	\$ 194,467	\$ 66,808	\$ 35,669	\$ (235,863)
IT Department - 5.2% Escalation	17	951,468	449	628,230	66.0%	1,401	\$ 584,697	\$ 311,209	\$ 273,487	\$ 0.4353	\$ 0.6145	\$ 0.3080	\$ 193,495	\$ 79,993	\$ 41,066	\$ (194,797)
IT Department - 5.2% Escalation	18	951,468	449	625,089	65.7%	1,394	\$ 615,101	\$ 328,831	\$ 286,270	\$ 0.4580	\$ 0.6465	\$ 0.3080	\$ 192,527	\$ 93,743	\$ 46,274	\$ (148,523)
IT Department - 5.2% Escalation	19	951,468	449	621,963	65.4%	1,387	\$ 647,086	\$ 347,436	\$ 299,650	\$ 0.4818	\$ 0.6801	\$ 0.3080	\$ 191,565	\$ 108,086	\$ 51,302	\$ (97,221)
IT Department - 5.2% Escalation	20	951,468	449	618,854	65.0%	1,380	\$ 680,734	\$ 367,078	\$ 313,656	\$ 0.5068	\$ 0.7155	\$ 0.3080	\$ 190,607	\$ 123,049	\$ 56,158	\$ (41,063)
IT Department - 5.2% Escalation	21	951,468	449	615,759	64.7%	1,373	\$ 716,133	\$ 482,599	\$ 233,534	\$ 0.3793	\$ 0.7527	\$ 0.3080	\$ 189,654	\$ 43,880	\$ 19,256	\$ (21,807)
IT Department - 5.2% Escalation	22	951,468	449	612,681	64.4%	1,366	\$ 753,372	\$ 508,923	\$ 244,449	\$ 0.3990	\$ 0.7918	\$ 0.3080	\$ 188,706	\$ 55,743	\$ 23,521	\$ 1,714
IT Department - 5.2% Escalation	23	951,468	449	609,617	64.1%	1,359	\$ 792,547	\$ 536,672	\$ 255,874	\$ 0.4197	\$ 0.8330	\$ 0.3080	\$ 187,762	\$ 68,112	\$ 27,635	\$ 29,349
IT Department - 5.2% Escalation	24	951,468	449	606,569	63.8%	1,352	\$ 833,759	\$ 565,925	\$ 267,834	\$ 0.4416	\$ 0.8763	\$ 0.3080	\$ 186,823	\$ 81,011	\$ 31,604	\$ 60,953
IT Department - 5.2% Escalation	25	951,468	449	603,536	63.4%	1,346	\$ 877,115	\$ 596,762	\$ 280,353	\$ 0.4645	\$ 0.9219	\$ 0.3080	\$ 185,889	\$ 94,463	\$ 35,435	\$ 96,388
IT Department - 5.2% Escalation	26	951,468	449	600,518	63.1%	1,339	\$ 922,725	\$ 629,269	\$ 293,456	\$ 0.4887	\$ 0.9698	\$ 0.3080	\$ 184,960	\$ 108,497	\$ 39,134	\$ 135,522
IT Department - 5.2% Escalation	27	951,468	449	597,516	62.8%	1,332	\$ 970,706	\$ 663,534	\$ 307,172	\$ 0.5141	\$ 1.0202	\$ 0.3080	\$ 184,035	\$ 123,137	\$ 42,706	\$ 178,228
IT Department - 5.2% Escalation	28	951,468	449	594,528	62.5%	1,326	\$ 1,021,183	\$ 699,654	\$ 321,530	\$ 0.5408	\$ 1.0733	\$ 0.3080	\$ 183,115	\$ 138,415	\$ 46,158	\$ 224,386
IT Department - 5.2% Escalation	29	951,468	449	591,556	62.2%	1,319	\$ 1,074,285	\$ 737,727	\$ 336,558	\$ 0.5689	\$ 1.1291	\$ 0.3080	\$ 182,199	\$ 154,359	\$ 49,495	\$ 273,881
IT Department - 5.2% Escalation	30	951,468	449	588,598	61.9%	1,312	\$ 1,130,148	\$ 777,859	\$ 352,289	\$ 0.5985	\$ 1.1878	\$ 0.3080	\$ 181,288	\$ 171,000	\$ 52,723	\$ 326,604
<b>Total</b>	<b>T</b>	<b>28,544,040</b>	<b>449</b>	<b>19,007,017</b>	<b>66.6%</b>	<b>2,119</b>	<b>\$ 17,867,145</b>	<b>\$ 10,767,046</b>	<b>\$ 7,100,098</b>	<b>\$ 0.3736</b>	<b>\$ 0.6260</b>	<b>\$ 0.3080</b>	<b>\$ 5,854,161</b>	<b>\$ 1,245,937</b>	<b>\$ 326,604</b>	

# NATIVIDAD MEDICAL CENTER



Site Information							Utility Bill Savings					PPA Costs and Benefits				
Site Name	Year	Site Usage (kWh)	System Size (kW dc)	Solar Generation	kWh Offset	Yield	Utility Bill Before Solar	Utility Bill After Solar	Utility Savings	Avoided Cost (Value of Solar)	Blended Utility Rate	PPA Rate	PPA Cost	Net Benefit	Net Benefit (NPV with 4% Discount Rate)	Cumulative Net Benefit (NPV)
<b>Natividad Medical Center - 5.2% Escalation</b>	1	12,614,220	2,722	4,153,678	32.9%	1,526	\$ 2,869,271	\$ 2,253,311	\$ 615,960	\$ 0.1483	\$ 0.2275	\$ 0.3328	\$ 1,382,344	\$ (766,384)	\$ (736,908)	\$ (736,908)
Natividad Medical Center - 5.2% Escalation	2	12,614,220	2,722	4,132,910	32.8%	1,519	\$ 3,018,473	\$ 2,373,723	\$ 644,750	\$ 0.1560	\$ 0.2393	\$ 0.3328	\$ 1,375,432	\$ (730,683)	\$ (675,557)	\$ (1,412,465)
Natividad Medical Center - 5.2% Escalation	3	12,614,220	2,722	4,112,245	32.6%	1,511	\$ 3,175,433	\$ 2,500,548	\$ 674,885	\$ 0.1641	\$ 0.2517	\$ 0.3328	\$ 1,368,555	\$ (693,670)	\$ (616,670)	\$ (2,029,135)
Natividad Medical Center - 5.2% Escalation	4	12,614,220	2,722	4,091,684	32.4%	1,503	\$ 3,340,556	\$ 2,634,126	\$ 706,429	\$ 0.1727	\$ 0.2648	\$ 0.3328	\$ 1,361,712	\$ (655,283)	\$ (560,139)	\$ (2,589,274)
Natividad Medical Center - 5.2% Escalation	5	12,614,220	2,722	4,071,225	32.3%	1,496	\$ 3,514,265	\$ 2,774,817	\$ 739,448	\$ 0.1816	\$ 0.2786	\$ 0.3328	\$ 1,354,904	\$ (615,456)	\$ (505,860)	\$ (3,095,134)
Natividad Medical Center - 5.2% Escalation	6	12,614,220	2,722	4,050,869	32.1%	1,488	\$ 3,697,006	\$ 2,922,997	\$ 774,010	\$ 0.1911	\$ 0.2931	\$ 0.3328	\$ 1,348,129	\$ (574,120)	\$ (453,735)	\$ (3,548,869)
Natividad Medical Center - 5.2% Escalation	7	12,614,220	2,722	4,030,615	32.0%	1,481	\$ 3,889,251	\$ 3,079,064	\$ 810,187	\$ 0.2010	\$ 0.3083	\$ 0.3328	\$ 1,341,389	\$ (531,202)	\$ (403,670)	\$ (3,952,539)
Natividad Medical Center - 5.2% Escalation	8	12,614,220	2,722	4,010,462	31.8%	1,474	\$ 4,091,492	\$ 3,243,437	\$ 848,055	\$ 0.2115	\$ 0.3244	\$ 0.3328	\$ 1,334,682	\$ (486,627)	\$ (355,573)	\$ (4,308,112)
Natividad Medical Center - 5.2% Escalation	9	12,614,220	2,722	3,990,410	31.6%	1,466	\$ 4,304,249	\$ 3,416,556	\$ 887,693	\$ 0.2225	\$ 0.3412	\$ 0.3328	\$ 1,328,008	\$ (440,315)	\$ (309,360)	\$ (4,617,472)
Natividad Medical Center - 5.2% Escalation	10	12,614,220	2,722	3,970,458	31.5%	1,459	\$ 4,528,070	\$ 3,598,887	\$ 929,184	\$ 0.2340	\$ 0.3590	\$ 0.3328	\$ 1,321,368	\$ (392,184)	\$ (264,946)	\$ (4,882,418)
Natividad Medical Center - 5.2% Escalation	11	12,614,220	2,722	3,950,605	31.3%	1,452	\$ 4,763,530	\$ 3,790,916	\$ 972,614	\$ 0.2462	\$ 0.3776	\$ 0.3328	\$ 1,314,761	\$ (342,148)	\$ (222,253)	\$ (5,104,670)
Natividad Medical Center - 5.2% Escalation	12	12,614,220	2,722	3,930,852	31.2%	1,444	\$ 5,011,234	\$ 3,993,160	\$ 1,018,074	\$ 0.2590	\$ 0.3973	\$ 0.3328	\$ 1,308,188	\$ (290,114)	\$ (181,204)	\$ (5,285,874)
Natividad Medical Center - 5.2% Escalation	13	12,614,220	2,722	3,911,198	31.0%	1,437	\$ 5,271,818	\$ 4,206,159	\$ 1,065,659	\$ 0.2725	\$ 0.4179	\$ 0.3328	\$ 1,301,647	\$ (235,988)	\$ (141,728)	\$ (5,427,603)
Natividad Medical Center - 5.2% Escalation	14	12,614,220	2,722	3,891,642	30.9%	1,430	\$ 5,545,952	\$ 4,430,485	\$ 1,115,468	\$ 0.2866	\$ 0.4397	\$ 0.3328	\$ 1,295,138	\$ (179,671)	\$ (103,755)	\$ (5,531,358)
Natividad Medical Center - 5.2% Escalation	15	12,614,220	2,722	3,872,184	30.7%	1,423	\$ 5,834,342	\$ 4,666,737	\$ 1,167,604	\$ 0.3015	\$ 0.4625	\$ 0.3328	\$ 1,288,663	\$ (121,058)	\$ (67,219)	\$ (5,598,578)
Natividad Medical Center - 5.2% Escalation	16	12,614,220	2,722	3,852,823	30.5%	1,416	\$ 6,137,728	\$ 4,915,549	\$ 1,222,178	\$ 0.3172	\$ 0.4866	\$ 0.3328	\$ 1,282,219	\$ (60,041)	\$ (32,056)	\$ (5,630,634)
Natividad Medical Center - 5.2% Escalation	17	12,614,220	2,722	3,833,559	30.4%	1,409	\$ 6,456,889	\$ 5,177,586	\$ 1,279,303	\$ 0.3337	\$ 0.5119	\$ 0.3328	\$ 1,275,808	\$ 3,495	\$ 1,794	\$ (5,628,840)
Natividad Medical Center - 5.2% Escalation	18	12,614,220	2,722	3,814,391	30.2%	1,401	\$ 6,792,648	\$ 5,453,550	\$ 1,339,098	\$ 0.3511	\$ 0.5385	\$ 0.3328	\$ 1,269,429	\$ 69,668	\$ 34,390	\$ (5,594,450)
Natividad Medical Center - 5.2% Escalation	19	12,614,220	2,722	3,795,319	30.1%	1,394	\$ 7,145,865	\$ 5,744,178	\$ 1,401,687	\$ 0.3693	\$ 0.5665	\$ 0.3328	\$ 1,263,082	\$ 138,605	\$ 65,788	\$ (5,528,662)
Natividad Medical Center - 5.2% Escalation	20	12,614,220	2,722	3,776,342	29.9%	1,387	\$ 7,517,450	\$ 6,050,248	\$ 1,467,202	\$ 0.3885	\$ 0.5960	\$ 0.3328	\$ 1,256,767	\$ 210,435	\$ 96,040	\$ (5,432,622)
Natividad Medical Center - 5.2% Escalation	21	12,614,220	2,722	3,757,461	29.8%	1,381	\$ 7,908,358	\$ 6,469,136	\$ 1,439,222	\$ 0.3830	\$ 0.6269	\$ 0.3328	\$ 1,250,483	\$ 188,739	\$ 82,825	\$ (5,349,797)
Natividad Medical Center - 5.2% Escalation	22	12,614,220	2,722	3,738,673	29.6%	1,374	\$ 8,319,592	\$ 6,813,101	\$ 1,506,491	\$ 0.4029	\$ 0.6595	\$ 0.3328	\$ 1,244,230	\$ 262,261	\$ 110,662	\$ (5,239,135)
Natividad Medical Center - 5.2% Escalation	23	12,614,220	2,722	3,719,980	29.5%	1,367	\$ 8,752,211	\$ 7,175,306	\$ 1,576,905	\$ 0.4239	\$ 0.6938	\$ 0.3328	\$ 1,238,009	\$ 338,895	\$ 137,499	\$ (5,101,636)
Natividad Medical Center - 5.2% Escalation	24	12,614,220	2,722	3,701,380	29.3%	1,360	\$ 9,207,326	\$ 7,556,717	\$ 1,650,609	\$ 0.4459	\$ 0.7299	\$ 0.3328	\$ 1,231,819	\$ 418,790	\$ 163,379	\$ (4,938,257)
Natividad Medical Center - 5.2% Escalation	25	12,614,220	2,722	3,682,873	29.2%	1,353	\$ 9,686,107	\$ 7,958,348	\$ 1,727,759	\$ 0.4691	\$ 0.7679	\$ 0.3328	\$ 1,225,660	\$ 502,098	\$ 188,346	\$ (4,749,912)
Natividad Medical Center - 5.2% Escalation	26	12,614,220	2,722	3,664,459	29.1%	1,346	\$ 10,189,785	\$ 8,381,270	\$ 1,808,514	\$ 0.4935	\$ 0.8078	\$ 0.3328	\$ 1,219,532	\$ 588,982	\$ 212,440	\$ (4,537,472)
Natividad Medical Center - 5.2% Escalation	27	12,614,220	2,722	3,646,137	28.9%	1,340	\$ 10,719,653	\$ 8,826,609	\$ 1,893,044	\$ 0.5192	\$ 0.8498	\$ 0.3328	\$ 1,213,434	\$ 679,610	\$ 235,700	\$ (4,301,772)
Natividad Medical Center - 5.2% Escalation	28	12,614,220	2,722	3,627,906	28.8%	1,333	\$ 11,277,075	\$ 9,295,550	\$ 1,981,525	\$ 0.5462	\$ 0.8940	\$ 0.3328	\$ 1,207,367	\$ 774,158	\$ 258,164	\$ (4,043,608)
Natividad Medical Center - 5.2% Escalation	29	12,614,220	2,722	3,609,766	28.6%	1,326	\$ 11,863,483	\$ 9,789,342	\$ 2,074,141	\$ 0.5746	\$ 0.9405	\$ 0.3328	\$ 1,201,330	\$ 872,811	\$ 279,868	\$ (3,763,740)
Natividad Medical Center - 5.2% Escalation	30	12,614,220	2,722	3,591,717	28.5%	1,320	\$ 12,480,384	\$ 10,309,298	\$ 2,171,087	\$ 0.6045	\$ 0.9894	\$ 0.3328	\$ 1,195,324	\$ 975,763	\$ 300,846	\$ (3,462,894)
<b>Total</b>	<b>T</b>	<b>378,426,600</b>	<b>2,722</b>	<b>115,983,822</b>	<b>30.6%</b>	<b>2,131</b>	<b>\$ 197,309,496</b>	<b>\$ 159,800,713</b>	<b>\$ 37,508,783</b>	<b>\$ 0.3234</b>	<b>\$ 0.5214</b>	<b>\$ 0.3328</b>	<b>\$ 38,599,416</b>	<b>\$ (1,090,633)</b>	<b>\$ (3,462,894)</b>	